

Wav2code: Restore Clean Speech Representations via Codebook Lookup for Noise-Robust ASR

Yuchen Hu, Chen Chen, Qiushi Zhu, Eng Siong Chng

Abstract—Automatic speech recognition (ASR) has gained a remarkable success thanks to recent advances of deep learning, but it usually degrades significantly under real-world noisy conditions. Recent works introduce speech enhancement (SE) as front-end to improve speech quality, which is proved effective but may not be optimal for downstream ASR due to speech distortion problem. Based on that, latest works combine SE and currently popular self-supervised learning (SSL) to alleviate distortion and improve noise robustness. Despite the effectiveness, the speech distortion caused by conventional SE still cannot be completely eliminated. In this paper, we propose a self-supervised framework named Wav2code to implement a generalized SE without distortions for noise-robust ASR. First, in pre-training stage the clean speech representations from SSL model are sent to lookup a discrete codebook via nearest-neighbor feature matching, the resulted code sequence are then exploited to reconstruct the original clean representations, in order to store them in codebook as prior. Second, during finetuning we propose a Transformer-based code predictor to accurately predict clean codes by modeling the global dependency of input noisy representations, which enables discovery and restoration of high-quality clean representations without distortions. Furthermore, we propose an interactive feature fusion network to combine original noisy and the restored clean representations to consider both fidelity and quality, resulting in even more informative features for downstream ASR. Finally, experiments on both synthetic and real noisy datasets demonstrate that Wav2code can solve the speech distortion and improve ASR performance under various noisy conditions, resulting in stronger robustness.

Index Terms—Automatic speech recognition, speech enhancement, self-supervised learning, noise robustness, speech distortion, discrete codebook, code predictor.

I. INTRODUCTION

THE research of automatic speech recognition (ASR) has gained a rapid progress during the past few years thanks to the deep learning techniques [1]–[4], which launches the advances of neural acoustic modeling [5]–[8], language modeling [9]–[11] and large-scale model training [12]–[14]. Compared to conventional ASR approaches like GMM-HMM [15], the power of neural networks has brought significant improvement to ASR performance as well as a simpler end-to-end training pipeline. However, despite the effectiveness of neural network-based ASR approaches, their performance usually

degrades significantly when faced with the noises in most real-world scenarios [16]–[18].

Recently, there are many works focusing on noise-robust speech recognition that explore novel model architectures and training strategies. Among them, the two most successful categories are: 1) joint speech enhancement (SE) and ASR systems, 2) self-supervised learning (SSL). Speech enhancement [19] is originally proposed to reduce additive noise from noisy speech to improve the speech quality for human and machine listening, which can be categorized into time-domain [20]–[23] and frequency-domain [24]–[26] methods. In particular, time-domain SE aims to reconstruct the target clean speech directly according to the input noisy waveform, while frequency-domain SE receives noisy spectrum as input and estimate a mask to obtain the spectrum of target speech, by multiplying the estimated mask with input noisy spectrum.

In view of that, previous works propose to cascade SE and ASR as a joint network, where SE serves as a denoising front-end to benefit downstream ASR. Regarding the training strategy, several schemes are designed. First, [27] proposes end-to-end training of cascaded system using only ASR objective, which can improve ASR results but the front-end SE module is difficult to train well and function without specific training objective. Another work [28] proposes to train SE and ASR modules separately with task-specific objectives. This strategy usually leads to mismatch between two tasks, as SE is optimized in terms of speech quality like signal-to-noise ratio (SNR), while ASR is optimized in terms of speech intelligibility like cross-entropy and word error rate (WER). To this end, later works [29]–[32] propose multi-task joint training to optimize SE and ASR modules simultaneously, which results in some improvements. However, these systems only receives enhanced speech from SE processing as input for downstream ASR, which usually suffers from the speech distortion problem [33]. In particular, some previous works [34]–[36] observe that the enhanced speech from SE might not always yield good performance for downstream ASR, as some important ASR-related latent information in original noisy speech are suppressed by SE processing together with the noise, which is often undetected at speech enhancement stage but could be detrimental to the downstream ASR task. To alleviate this issue, recent works [33], [37]–[39] propose to fuse the distorted enhanced speech with original noisy speech to recover some over-suppressed information, which have achieved considerable improvements of ASR performance though still cannot completely eliminate the distortions.

On the other hand, self-supervised learning also shows great potential for noise-robust ASR. SSL is originally mo-

Manuscript created April 2023. This research work is supported by National Research Foundation Singapore under its AI Singapore Programme (Award Number: AISG2-100E-2022-10). (Corresponding author: Chen Chen.)

The authors Yuchen Hu, Chen Chen and Eng Siong Chng are with the School of Computer Science and Engineering, Nanyang Technological University (NTU), Singapore 639798 (e-mail: yuchen005@e.ntu.edu.sg; chen1436@e.ntu.edu.sg; aseschn@ntu.edu.sg), and the author Qiushi Zhu is with the National Engineering Research Center of Speech and Language Information Processing (NERC-SLIP), University of Science and Technology of China (USTC), Hefei 230026, China (e-mail: qs Zhu@mail.ustc.edu.cn).

tivated to leverage large amounts of unlabeled data for neural network training. For instance, contrastive predictive coding (CPC) [40] and Wav2vec [41] perform next-frame prediction based on current received frames using contrastive loss, TERA [42] performs contextual speech representation learning with BERT [43] by reconstructing the masked input frames in an utterance. Similarly, Wav2vec2.0 [44] employs a convolutional neural network (CNN) downsampler to extract local speech features from raw waveform, which are then sent into BERT to perform mask prediction with contrastive loss. HuBERT [45] performs offline clustering to provide labels for mask prediction, and WavLM [46] introduces an utterance mixing data augmentation method to improve HuBERT. Data2vec [47] follows the teacher-student training scheme [48] and adopts continuous contextual representations as targets to perform regression tasks. Recently, there are increasing SSL works to improve the noise robustness of ASR. Wav2vec-switch [49] models the noise robustness into contextual speech representations by contrastive learning. Work [50] performs an extra clean waveform reconstruction task to improve the noise robustness of Wav2vec2.0. Enhanced Wav2vec2.0 (EW2) [51] performs mask prediction with noisy speech representations and clean quantized targets, which results in stronger robustness against various noisy conditions than vanilla Wav2vec2.0.

Since both speech enhancement and self-supervised learning can improve the robustness of ASR, latest works [52], [53] propose to integrate them as an end-to-end network to further improve noise robustness and alleviate the speech distortion caused by SE. Based on EW2, [52] employs SE as front-end module to produce enhanced speech for SSL, and then performs mask prediction with enhanced speech representations and clean quantized targets, which results in stronger robustness against both noise and speech distortion. However, this method still only alleviates the speech distortion caused by conventional SE instead of completely eliminating it, and we also note that the unlabeled clean speech is not fully utilized in their method, *i.e.*, performed as pre-training targets only.

We may gain inspirations from the recently popular vector quantization (VQ) [54], an effective method for discrete representation learning. VQ has been popular in many generative tasks due to its strong encoding ability in discrete finite space with less mapping uncertainty and higher expressiveness, including speech coding [55], audio compression [56], audio generation [57], image synthesis [58]–[60], etc. In particular, [57] incorporates the idea of VQ into variational autoencoder (VAE) to learn discrete latent representations, which supports high-quality generation of image, video and speech, as well as high quality speaker conversion and unsupervised learning of phonemes. Furthermore, [58] employs a convolutional VQGAN to learn a codebook of context-rich visual parts, whose composition is subsequently modeled with an autoregressive Transformer architecture, which gains promising performance on high-resolution image synthesis. Based on that, [59] introduces a global prediction network for better code composition, which has achieved great success in image super-resolution. Inspired by them, in this work we leverage VQ in noise-robust ASR to generate clean speech representations without distortions from noisy inputs.

Motivated by above observations, in this paper we propose a self-supervised framework based on EW2 named Wav2code, which makes full use of the unlabeled clean speech data as prior to implement a generalized SE without distortions for noise-robust speech recognition. First, during pre-training we feed the clean raw waveform into EW2 to obtain SSL representations, which are employed to lookup a discrete codebook via NN feature matching. The resulted code sequence is then exploited to reconstruct the input clean speech representations, where the codebook is trained to store clean representations as prior. Second, in finetuning stage we propose a Transformer-based code predictor to accurately predict clean codes by modeling the global composition and dependency of input noisy representations, which enables discovery and restoration of high-quality clean speech representations. Thanks to the pre-trained clean prior in discrete space and global modeling of input noisy speech representations, our Wav2code can remedy the speech distortion existed in conventional SE. Furthermore, considering that the restored clean speech representations from discrete codebook may lose some fidelity (see Fig. 7 (b)), we propose an interactive feature fusion network (IFF-Net) based on our conference paper [38] to combine original noisy and the restored clean representations to consider both fidelity and quality, resulting in more informative features for downstream ASR. Finally, experimental results on both the synthetic noisy LibriSpeech data and the real noisy CHiME-4 data demonstrate that our proposed Wav2code achieves consistent ASR improvements under various noisy conditions, which shows stronger noise robustness. In addition, visualizations show that our Wav2code can learn a good codebook to represent clean speech features, based on that the code predictor can restore high-quality clean representations without distortions, and the proposed IFF-Net can achieve good restoration fidelity and quality simultaneously to benefit downstream ASR.

The remainder of this paper is organized as follows. Section II presents the proposed Wav2code framework including EW2 backbone, codebook learning (pre-training), code prediction (finetuning) and IFF-Net. Section III describes the experimental setups, followed by experimental results and analysis in Section IV. Section V concludes this work in final.

II. METHODOLOGY

In this section, we present the proposed Wav2code framework including EW2 backbone, codebook learning in pre-training stage, code prediction in finetuning stage and the IFF-Net that considers both restoration fidelity and quality.

A. Backbone: Enhanced Wav2vec2.0 (EW2)

We employ the Enhanced Wav2vec2.0 (EW2) [51] as our backbone, which is an extension of vanilla Wav2vec2.0 [44]. As shown in Fig. 1, EW2 consists of a feature encoder f , a Transformer encoder g and a vector quantization (VQ) module. First, the feature encoder comprises seven CNN layers to downsample the input noisy and clean raw waveforms, generating two speech features $F_n, F_c \in \mathbb{R}^{T \times D}$, where T is number of frames and D is embedding dimension,

$$F_n = f(X_n); \quad F_c = f(X_c), \quad (1)$$

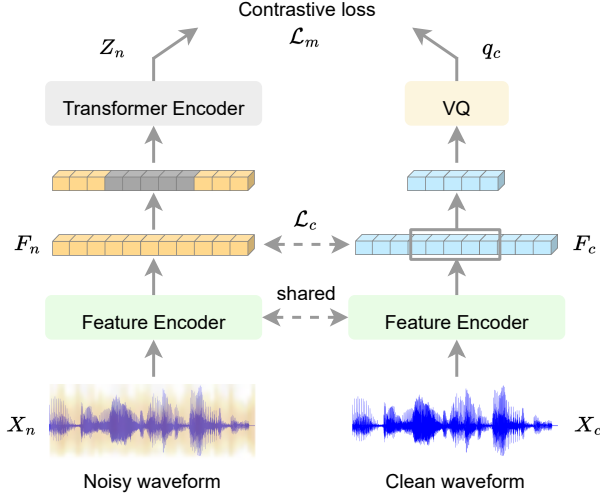


Fig. 1. Illustration of Enhanced Wav2vec2.0. It is pre-trained with contrastive loss between masked noisy speech representations Z_n and quantized clean targets q_c , and then finetuned with a linear output layer and CTC loss [5].

Then, a certain proportion of frames in noisy features F_n are masked by being replaced with a learnable mask embedding, which is sent into the Transformer encoder to learn a high-level contextualized representation $Z_n \in \mathbb{R}^{T \times D}$,

$$Z_n = g(F_n), \quad (2)$$

Meanwhile, the parallel clean features F_c are discretized into q_c using a VQ module, which provides clean targets for subsequent contrastive pre-training,

$$q_c = VQ(F_c), \quad (3)$$

where $q_c \in \mathbb{R}^{T' \times D}$, and T' is the number of masked frames. The motivation of using clean features as targets is to encourage the model to predict clean speech representations from noisy speech inputs, and thus enhances its noise robustness. In particular, the implementation details of EW2 follow that in vanilla Wav2vec2.0, including model settings, VQ configurations and the training details. The final pre-training objective can be formulated as

$$\mathcal{L} = \mathcal{L}_m + \alpha \mathcal{L}_d + \beta \mathcal{L}_f + \gamma \mathcal{L}_c, \quad (4)$$

where

$$\mathcal{L}_m = -\mathbb{E}_t \left(\log \frac{\exp(\text{sim}(Z_{n_t}, q_{c_t})/\kappa)}{\sum_{\tilde{q} \in Q_t} \exp(\text{sim}(Z_{n_t}, \tilde{q})/\kappa)} \right), \quad (5)$$

$$\mathcal{L}_c = \mathbb{E}_t \left(\|F_{n_t} - F_{c_t}\|_2^2 \right), \quad (6)$$

the subscript t indicates frame index. \mathcal{L}_m is the contrastive loss that enables the model to distinguish between the true quantized clean feature q_{c_t} and a set of $K + 1$ quantized candidature features $\tilde{q} \in Q_t$, where Q_t contains q_{c_t} and K distractors sampled from other frames. $\text{sim}(\cdot, \cdot)$ denotes cosine similarity and κ is a temperature. \mathcal{L}_d is a diversity loss to encourage exhausted use of all the codebook entries, and \mathcal{L}_f is a ℓ_2 penalty over the outputs of feature encoder, which directly follows vanilla Wav2vec2.0 [44]. In addition, \mathcal{L}_c is ℓ_2 loss to ensure the consistency between noisy and clean speech

features, by minimizing their Euclidean distance. The final loss function \mathcal{L} is a weighted summation of above four loss terms with weight hyper-parameters α , β and γ .

B. Pre-training Stage: Codebook Learning

To reduce the uncertainty of noisy-to-clean speech representation mapping in conventional SE and recover the distorted information in enhanced speech, we first pre-train Wav2code to learn a codebook with rich prior of clean speech representations, which strengthen the expressiveness of entire system and thus support more robust generalized SE in finetuning.

As illustrated in Fig. 2(a), the clean raw waveform X_c is first embedded as contextualized speech representation $Z_c \in \mathbb{R}^{T \times D}$ by a pre-trained EW2 encoder, which contains a feature encoder and a Transformer encoder as shown in Fig. 1, and the training details is explained in Section III-B,

$$Z_c = EW2(X_c), \quad (7)$$

Following the popular VQ-VAE [57] and VQGAN [58], we replace each frame in clean representation Z_c (i.e., Z_{c_t} , $t \in \{0, 1, 2, \dots, T-1\}$ is frame index) with the nearest entry in the discrete codebook $\mathcal{C} = \{c_k \in \mathbb{R}^D\}_{k=0}^{N-1}$, in order to obtain the quantized clean speech feature $Z_c^q \in \mathbb{R}^{T \times D}$ as well as the corresponding codebook entry ID sequence $E = \{e_t \in \{0, 1, 2, \dots, N-1\}\}_{t=0}^{T-1}$,

$$Z_{c_t}^q = \arg \min_{c_k \in \mathcal{C}} \|Z_{c_t} - c_k\|_2, \quad (8)$$

$$e_t = \arg \min_k \|Z_{c_t} - c_k\|_2, \quad (9)$$

The quantized clean feature Z_c^q actually represents a sequence of exemplars in codebook space. Therefore, by further reconstructing clean speech representation Z_c from this codebook entry sequence Z_c^q , deep correlations between speech feature space and codebook space are constructed. As a result, the codebook \mathcal{C} will learn store the prior from clean speech representations. In addition, we also obtain a sequence E to indicate codebook entry ID that forms a new discrete latent space, i.e., $e_t = k$ if $Z_{c_t}^q = x_k$, where $k \in \{0, 1, 2, \dots, N-1\}$.

Inspired by [57], [58], we build a bi-directional pre-training loss to reconstruct the clean representation Z_c from Z_c^q ,

$$\mathcal{L}_{pt} = \|\text{sg}(Z_c) - Z_c^q\|_2^2 + \beta \|Z_c - \text{sg}(Z_c^q)\|_2^2, \quad (10)$$

where $\text{sg}(\cdot)$ denotes the stop-gradient operator. The first term is reconstruction loss to train the codebook \mathcal{C} , in order to store the clean speech prior. The second term is a commitment loss [57] to align the optimization of front-end encoder and codebook. We find that jointly training front-end EW2 encoder and codebook benefits the prior learning, resulting in better codebook for subsequent finetuning process.

The weight β is designed for trade-off between the update rates of EW2 encoder and codebook, which is empirically set to 0.25. The code dimension and embedding dimension D is set to 768. For the number of codebook entries N , we empirically set it to 1024, which is sufficient to restore clean speech representations. Further increasing it can only yield limited improvement, as the redundancy in codebook entries could cause ambiguous code prediction in finetuning stage, where the experimental analysis is presented in Section IV-B.

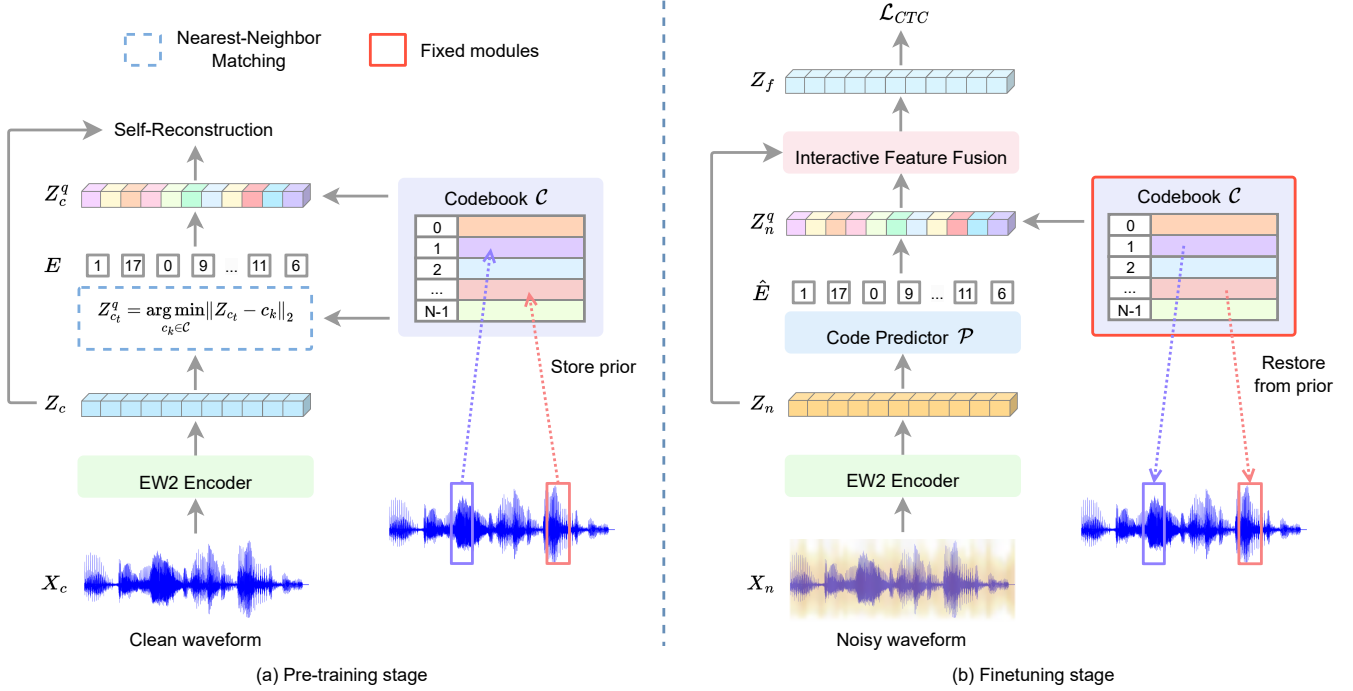


Fig. 2. Illustration of the proposed Wav2code framework. (a) Pre-training stage: codebook learning via nearest-neighbor matching to store clean speech prior. (b) Finetuning stage: code prediction to restore clean speech representations from prior for downstream ASR.

C. Finetuning Stage: Code Prediction

In finetuning stage, we aim to restore clean speech representations from the pre-trained codebook prior according to the noisy inputs, and thus benefit the downstream ASR. However, due to the noise corruption in input noisy representations, the nearest-neighbor (NN) matching in Eq. 8 usually fails to find the correct codebook entry for clean representation restoration. As shown in Fig. 5(b), the uncertain and diverse noise corruption deviate the noisy speech representations from the correct codebook entry, which thus falls in nearby clusters and leads to sub-optimal restoration results (see Fig. 6(c)). To this end, we introduce a Transformer-based code predictor to model the global contextual dependencies of input noisy sequence for accurate code prediction.

Similar to pre-training stage, EW2 encoder is employed to process the input noisy raw waveform and generate a noisy representation $Z_n \in \mathbb{R}^{T \times D}$. Then, we design a Transformer-based code predictor \mathcal{P} to model the global dependencies of Z_n . In particular, \mathcal{P} first contains M Transformer encoder blocks, where the m -th block is formulated as,

$$H_m = \text{LN}(X_m + \text{MHA}(X_m, X_m, X_m)), \quad (11)$$

$$X_{m+1} = \text{LN}(H_m + \text{FFN}(H_m)), \quad (12)$$

where $X_0 = \text{Project}(Z_n) \in \mathbb{R}^{T \times D_p}$ and $D_p < D$ is to enable efficient Transformer, “LN” denotes layer normalization [61], “MHA” denotes multi-head attention [4]. After Transformer encoder blocks, there is a linear projection to map $X_M \in \mathbb{R}^{T \times D_p}$ to $\mathbb{R}^{T \times N}$, followed by a softmax layer to generate code prediction outputs $\hat{P} \in \mathbb{R}^{T \times N}$, where $\hat{p}_t \in \mathbb{R}^N$ is a probability distribution over N codebook entries.

Meanwhile, in order to further retrieve the corresponding codebook entries for each frame according to the predicted probability distribution, we employ the gumbel softmax layer [62] to select discrete codebook entries in a fully differentiable way, which generates a predicted codebook entry ID sequence $\hat{E} \in \mathbb{R}^{T \times 1}$, where $\hat{e}_t \in \{0, 1, 2, \dots, N-1\}$. It then retrieves T respective entries from the pre-trained codebook to form the quantized representation $Z_n^q \in \mathbb{R}^{T \times D}$, which restores high-quality clean speech feature to benefit downstream ASR. Since it produces a noisy-to-clean transformation like conventional SE, the Wav2code can be viewed as a generalized SE.

Finally, the restored representation Z_n^q and original noisy representation Z_n are combined with a proposed interaction feature fusion network to consider both restoration quality and fidelity. The fused feature Z_f is finally utilized for downstream ASR with a linear layer and CTC loss [5] \mathcal{L}_{CTC} .

For training process, we first load the pre-trained EW2 backbone from Section II-A and codebook \mathcal{C} from pre-training stage in Section II-B. Codebook is fixed during finetuning to protect the clean speech prior. We exploit two training objectives in this stage: 1) cross-entropy loss \mathcal{L}_{pred} for code prediction supervision, and 2) ℓ_2 loss \mathcal{L}_{res} for clean feature restoration supervision,

$$\mathcal{L}_{pred} = \mathbb{E}_t(-e_t \log(\hat{e}_t)); \quad \mathcal{L}_{res} = \|Z_n^q - sg(Z_c)\|_2^2, \quad (13)$$

where the ground-truth of code E is obtained from pre-training stage in Section II-B, and Z_c is the ground-truth clean representation to supervise the restoration. The final objective of finetuning stage is,

$$\mathcal{L}_{ft} = \mathcal{L}_{CTC} + \lambda_{pred} \cdot \mathcal{L}_{pred} + \lambda_{res} \cdot \mathcal{L}_{res}, \quad (14)$$

where λ_{pred} and λ_{res} are both set to 0.1 in our system.

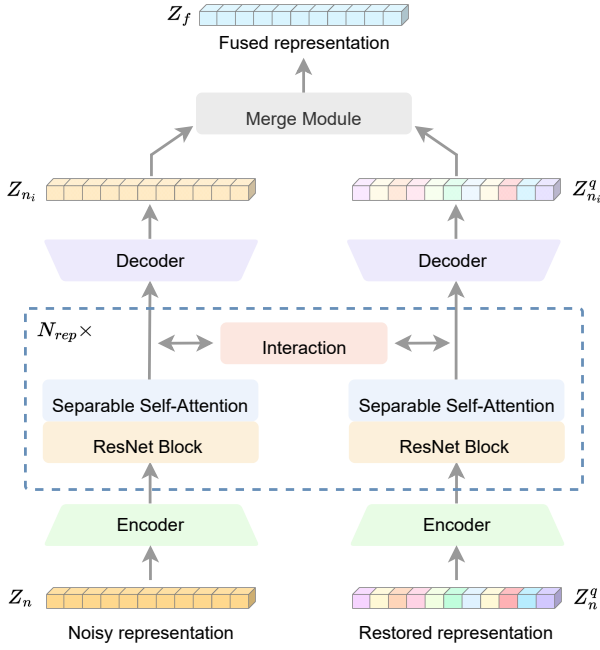


Fig. 3. Illustration of proposed interaction feature fusion network (IFF-Net). Encoder and Decoder are used to compress and recover the number of feature channels like bottleneck. ResNet block is employed to capture local context, and Separable Self-Attention (SSA) module is exploited to model global dependencies. Interaction module is designed to interact between two branch of features, which are finally fused by Merge module to generate output.

D. Interactive Feature Fusion Network (IFF-Net)

Since the quantized speech representation Z_n^q is restored from discrete codebook, there exists some loss of fidelity (see Fig. 7(b)), though its quality has been improved significantly. On the other hand, the fidelity of original noisy representation Z_n is unaffected, while its quality suffers from noise corruption. Therefore, some fusion strategy between these two features may result in more informative speech representations to benefit downstream ASR. To this end, we propose an interaction feature fusion network (IFF-Net) to combine them, in order to pursue both fidelity and quality in restoration.

In particular, there is first a bottleneck design with a pair of CNN encoder and decoder to enable efficient computation. The bottleneck features in-between are all of tensor shape $\mathbb{R}^{T \times D'}$, where D' is empirically set to 128 in our system.

To capture both local and global dependencies of the two input representations for further interaction, we leverage a ResNet block and a proposed Separable Self-Attention (SSA) module for sequence modeling. The ResNet block consists of four 1-D convolutional layers with kernel size of 3, stride of 1 and channel number of D' , as well as a residual connection to extract deep local features from inputs. These features are then fed into a SSA module to capture global dependencies along both temporal and embedding dimensions. Take the branch of noisy representation for example, denote the SSA module input as $H_n \in \mathbb{R}^{T \times D'}$, the temporal- and embedding-wise self-attention are respectively formulated as,

$$H_n^{temp} = H_n + \text{Softmax}(H_n \cdot (H_n)^T / \sqrt{D'}) \cdot H_n, \quad (15)$$

$$H_n^{embd} = H_n + H_n \cdot \text{Softmax}((H_n)^T \cdot H_n / \sqrt{T}), \quad (16)$$

The SSA output is then obtained by combining these global features,

$$S_n = \text{Conv}(H_n \| H_n^{temp} \| H_n^{embd}), \quad (17)$$

where $\|$ denotes embedding-wise feature concatenation, and “Conv” denotes 1×1 convolution layer.

After sequence modeling, the two branch of features are interacted to augment each other,

$$S_{n_i} = S_n + \sigma(\text{Conv}(S_n \| S_n^q)) \otimes S_n^q, \quad (18)$$

$$S_{n_i}^q = S_n^q + \sigma(\text{Conv}(S_n \| S_n^q)) \otimes S_n, \quad (19)$$

where σ denotes the Sigmoid activation function, \otimes denotes element-wise multiplication. This Interaction module learns a mask to weight the two features to augment each other.

The bottleneck features are processed by ResNet block, SSA module and Interaction module for N_{rep} repeated times before mapped back to D -channel feature space by decoder, where we set $N_{rep} = 4$ in our system. Then, the decoder outputs Z_{n_i} and $Z_{n_i}^q$ are finally sent into a Merge module for fusion. Specifically, this module learns a element-wise mask that acts as a gate to control which parts of final representations focus on fidelity and which parts focus on quality, and the final output is obtained as weighted sum,

$$M = \sigma(\text{Self-Attention}(\text{Conv}(Z_{n_i} \| Z_{n_i}^q))), \quad (20)$$

$$Z_f = Z_{n_i} \otimes M + Z_{n_i}^q \otimes (1 - M), \quad (21)$$

As a result, the proposed IFF-Net can extract deep interactive features of two branches and finally generate a fused representation to pursue both fidelity and quality.

III. EXPERIMENTAL SETUP

In this section, we introduce the experimental setup in detail, including datasets for system evaluation, experimental configurations for EW2 backbone pre-training, Wav2code pre-training and Wav2code finetuning.

A. Datasets

LibriSpeech [32]: For fair comparison with existing baseline approaches, we use the same dataset as that in [32]. Particularly, we utilize LibriSpeech [63] *train-clean-100* and *train-clean-360* subsets as clean training data, and the *dev-clean* subset as valid data. To simulate noisy speech data to augment model training and validation, we randomly select noise samples from FreeSound [32] dataset and mix them with the LibriSpeech clean samples, at a randomly selected SNR from $\{0, 5, 10, 15, 20, 25\}$ dB. The noisy test set is available online¹, which contains 4200 noisy speech samples simulated by selecting 120 clean speech samples from LibriSpeech *test-clean* subset and mixing each of them with 7 different noise types at 5 different SNRs from $\{0, 5, 10, 15, 20\}$ dB. The FreeSound noise data is sampled at 16 kHz, with seven noise types that are divided into two categories, *i.e.*, type-A and type-B. The type-A noise is stationary, including ‘Traffic’, ‘Metro’, ‘Car’, while the type-B noise is relatively non-stationary, including ‘Babble’, ‘Airport/Station’, ‘AC/Vacuum’, ‘Cafe’.

¹<https://github.com/archiki/Robust-E2E-ASR>

TABLE I

THE PERFORMANCE COMPARISON OF DIFFERENT APPROACHES ON TYPE-A NOISY TEST SETS AT DIFFERENT SNR LEVELS. FOR ALL THE BASELINES, “PRE-TRAIN” AND “FINETUNE” RESPECTIVELY DENOTES THE NOISE TYPE OF DATA FOR SELF-SUPERVISED PRE-TRAINING AND FINETUNING. FOR THE PROPOSED WAV2CODE, “PRE-TRAIN” DENOTES THE NOISE TYPE OF DATA FOR EW2 BACKBONE PRE-TRAINING AND “FINETUNE” DENOTES THAT FOR WAV2CODE FINETUNING, NOTE THAT WAV2CODE PRE-TRAINING REQUIRES CLEAN DATA ONLY. “NONE” DENOTES NO PRE-TRAINING STAGE. “AVG” DENOTES THE AVERAGED WER RESULTS ON ALL TYPE-A NOISE CONDITIONS, AND “CLEAN” DENOTES THE WER RESULTS ON CLEAN TEST SET.

Method	Pre-train	Finetune	WER under SNR (dB)																Avg	Clean
			Traffic					Metro					Car							
			0	5	10	15	20	0	5	10	15	20	0	5	10	15	20			
Baseline [32]	None	Clean	72.4	62.5	50.2	41.0	33.6	68.4	54.4	46.4	34.9	27.6	35.0	28.1	24.3	21.7	16.7	41.1	10.3	
DEMUCS [32]	FreeSound	FreeSound	38.2	30.3	25.3	20.6	17.9	35.6	24.9	22.6	17.1	15.9	20.5	18.1	14.6	13.8	13.1	21.9	10.9	
AvT [32]	None	FreeSound	40.7	32.5	26.3	21.4	18.5	36.1	26.5	22.6	18.4	17.8	21.8	18.9	16.8	16.0	15.3	23.3	13.1	
Wav2vec2.0 [44]	None	Clean	71.0	57.8	48.6	40.5	33.3	66.5	54.4	48.6	35.2	28.2	34.1	27.1	22.8	19.2	14.8	40.1	11.0	
	None	FreeSound	52.3	44.8	38.9	34.6	31.2	49.9	41.1	36.3	31.6	30.0	34.7	30.3	29.5	28.4	26.8	36.0	25.0	
	Clean	FreeSound	42.8	34.2	26.7	23.0	19.4	39.2	31.0	25.9	21.4	19.7	23.0	19.0	17.6	16.2	15.4	25.0	14.0	
	FreeSound	FreeSound	34.6	27.9	23.6	18.9	17.6	32.4	24.8	20.7	17.4	17.1	19.4	17.0	15.5	14.7	14.6	21.1	13.5	
EW2 [51]	FreeSound	FreeSound	31.0	22.3	20.0	16.5	14.9	29.0	21.9	18.1	15.8	14.4	17.6	15.6	14.4	13.7	13.1	18.6	12.3	
EW2 + SEW2 [52]	None	FreeSound	37.3	29.9	25.7	22.3	19.8	36.7	27.5	24.3	20.5	19.2	22.2	18.9	18.3	17.6	16.8	23.8	15.6	
	FreeSound	FreeSound	28.6	21.1	18.9	15.7	14.5	27.5	20.9	17.4	15.3	14.1	16.3	14.8	13.8	13.4	13.0	17.7	12.2	
Wav2code (ours)	None	FreeSound	34.6	27.6	23.8	20.7	18.6	34.4	25.7	22.7	19.2	18.3	20.4	17.8	16.9	16.5	16.2	22.2	14.7	
	FreeSound	FreeSound	26.9	20.1	18.2	15.2	14.1	26.5	20.2	16.8	14.9	13.8	15.1	13.8	13.1	12.9	12.6	16.9	11.4	

There are 10 and 8 different audio samples for each noise type in training and test sets, respectively, and the total duration of noise data is around 2 hours.

CHiME-4 [64]: To further validate our proposed approach on real noisy data, we also conduct experiments on CHiME-4 challenge data² [64]. The CHiME-4 dataset is collected by asking volunteers to read the text of Wall Street Journal (WSJ0) corpus [65] and using a six-channel distant microphone array as well as a close-talk microphone to record data. There are two types of noisy speech data, *i.e.*, real and simulated. The real noisy speech is recorded in four different environments including bus, cafe, pedestrian area and street junction, and the simulated noisy data is synthesized by mixing clean speech from WSJ0 training set (si_tr_s) and the noise recorded in above four environments. The entire dataset is divided into three splits, *i.e.*, training, valid and test. The training split contains 1600 real noisy and 7138 simulated noisy utterances, the valid split contains 1640 real noisy and 1640 simulated noisy utterances, and the test split contains 1320 real noisy and 1320 simulated noisy utterances. Follow prior work [52], we use the data of all six channels for system training, and the real noisy data of one-channel track for validation and testing.

B. Experimental Configurations

EW2 Backbone Pre-training on LibriSpeech: We build two settings for EW2 backbone pre-training [52], *i.e.*, 100 hours and 460 hours. For 100-hour setting, we pre-train EW2 backbone on *train-clean-100* subset of LibriSpeech and its noise version with FreeSound augmentation. For model architecture, the feature encoder contains seven convolutional layers with channel number all of 512, the strides of (5, 2, 2, 2, 2, 2, 2) and the kernel sizes of (10, 3, 3, 3, 3, 2, 2). As a result, the frame shift of feature encoder output is 20 ms and the receptive field is 25 ms. The following Transformer encoder consists of 12 layers comprising a self-attention module and a feed-forward network (FFN) module. The dimension of self-attention module is 768, the number of attention heads is 12, and the inner dimension of FFN is 2048. For VQ module, we follow the same configurations in prior work [52]. The

total number of parameters in EW2 backbone is around 95 M. For masking process, we sample from all the frames at a probability of $p = 0.065$ as starting points and then mask the subsequent $M = 10$ frames after them. In calculating contrastive loss by Eq. 5, the number of distractors K is set to 100, and the temperature κ is set to 0.1. The weighting parameters α , β and γ are set to 0.1, 10 and 1, respectively. We pre-train EW2 for 100k steps using Adam optimizer [66]. During the first 20% of all training steps, the learning rate warms up to $5e-4$ and then decays polynomially.

For 460-hour setting, all the configurations are kept same as before except that we pre-train EW2 backbone on a combination of *train-clean-100* and *train-clean-360* subsets of LibriSpeech and its noise version with FreeSound augmentation.

Wav2code Pre-training on LibriSpeech: The *train-clean-100* subset of LibriSpeech is utilized for Wav2code pre-training, and noise data is not needed in this stage. For model architecture, the EW2 backbone is initialized from previous pre-training stage with same configurations. For discrete codebook, the embedding dimension D follows that in EW2, *i.e.*, 768, and the number of codebook entries N is 1024. We pre-train Wav2code for 50k steps using Adam optimizer. During the first 20% of all training steps, the learning rate warms up to $5e-4$ and then decays polynomially.

Wav2code Finetuning on LibriSpeech: During finetuning, we utilize both clean and noisy versions of *train-clean-100* subset of LibriSpeech. The EW2 backbone is initialized from first pre-training stage, and the codebook is initialized from second pre-training stage. For model architecture, the number of Transformer blocks M in code predictor is set to 4, and the embedding dimension D_p is set to 256. The total number of parameters in Wav2code is around 100 M. The Wav2code is finetuned for 50k steps using Adam optimizer. We use a data augmentation method similar to SpecAugment [67], where a time mask same as that in EW2 pre-training stage is employed, as well as a frequency mask at probability of 0.05 and 32 subsequent channels. For CTC loss, the modeling unit contains 30 characters, including 26 letters and 4 special symbols, and no language model (LM) is used during inference.

Training on CHiME-4: We employ similar experimental configurations on CHiME-4 dataset as those on LibriSpeech

²http://spandh.dcs.shef.ac.uk/chime_challenge/CHiME4/index.html

TABLE II

THE PERFORMANCE COMPARISON OF DIFFERENT APPROACHES ON TYPE-B NOISY TEST SETS AT DIFFERENT SNR LEVELS. FOR ALL THE BASELINES, “PRE-TRAIN” AND “FINETUNE” RESPECTIVELY DENOTES THE NOISE TYPE OF DATA FOR SELF-SUPERVISED PRE-TRAINING AND FINETUNING. FOR THE PROPOSED Wav2CODE, “PRE-TRAIN” DENOTES THE NOISE TYPE OF DATA FOR EW2 BACKBONE PRE-TRAINING AND “FINETUNE” DENOTES THAT FOR Wav2CODE FINETUNING, NOTE THAT Wav2CODE PRE-TRAINING REQUIRES CLEAN DATA ONLY. “NONE” DENOTES NO PRE-TRAINING STAGE. “AVG” DENOTES THE AVERAGED WER RESULTS ON ALL TYPE-B NOISE CONDITIONS, AND “CLEAN” DENOTES THE WER RESULTS ON CLEAN TEST SET.

Method	Pre-train	Finetune	WER under SNR (dB)																
			Babble				Airport/Station				AC/Vacuum				Cafe				Avg
			5	10	15	20	5	10	15	20	5	10	15	20	5	10	15	20	
Baseline [32]	None	Clean	98.3	91.3	79.7	65.0	84.1	73.7	60.6	50.0	83.1	71.5	59.5	45.8	72.7	59.5	44.3	33.4	67.0
DEMUCS [32]	FreeSound	FreeSound	58.0	41.8	32.3	25.4	45.5	33.7	25.6	21.5	45.4	34.2	28.1	22.8	31.6	27.4	20.3	16.9	31.9
AvT [32]	None	FreeSound	55.1	39.5	31.1	24.6	43.3	33.4	25.2	20.9	40.8	33.4	29.3	23.2	32.0	26.3	21.4	18.5	31.1
Wav2vec2.0 [44]	None	Clean	93.1	84.9	73.7	58.0	80.6	72.7	59.7	48.8	79.6	69.6	56.5	42.4	68.9	58.1	43.7	34.8	64.1
	None	FreeSound	70.8	58.6	47.6	39.8	59.5	49.4	40.6	35.4	56.5	48.4	42.4	35.5	49.6	42.7	34.6	31.8	46.5
	Clean	FreeSound	58.3	45.0	35.1	27.6	48.1	37.3	28.8	24.7	44.9	36.1	29.2	24.5	36.4	29.1	23.9	19.2	34.3
	FreeSound	FreeSound	47.4	35.9	29.0	23.5	39.6	29.4	23.7	20.2	40.9	32.4	26.8	21.3	28.0	24.6	19.7	17.0	28.7
EW2 [51]	FreeSound	FreeSound	41.0	30.2	25.1	19.2	33.4	24.4	19.7	16.9	32.4	25.6	21.5	17.6	24.7	21.4	17.7	15.1	24.1
EW2 + SEW2 [52]	None	FreeSound	53.9	41.0	31.4	27.4	43.0	32.4	26.8	23.4	42.8	34.3	28.5	22.9	32.8	27.6	24.0	19.9	32.0
	FreeSound	FreeSound	37.8	28.3	23.9	18.6	31.5	23.2	18.8	16.3	31.2	24.6	20.8	17.2	23.5	20.6	17.2	14.9	23.0
Wav2code (ours)	None	FreeSound	51.6	38.9	29.7	26.0	41.6	31.4	25.5	22.5	40.7	32.4	26.9	21.7	31.3	26.2	22.9	19.4	30.5
	FreeSound	FreeSound	36.3	27.2	23.3	18.2	30.2	22.4	18.3	16.1	30.3	24.0	20.4	16.9	22.7	20.0	16.7	14.6	22.5

TABLE III

THE PERFORMANCE COMPARISON OF DIFFERENT APPROACHES ON TYPE-B NOISY TEST SETS WHEN EW2 BACKBONE IS PRE-TRAINED ON 460 HOURS OF LIBRISPEECH DATA AND Wav2CODE IS PRE-TRAINED AND FINETUNED ON 100 HOURS OF LIBRISPEECH DATA. “AVG” DENOTES THE AVERAGED WER RESULTS ON ALL TYPE-B NOISE CONDITIONS.

Method	WER under SNR (dB)				
	Babble	Airport/Station	AC/Vacuum	Cafe	Avg
	0~20 dB	0~20 dB	0~20 dB	0~20 dB	0~20 dB
EW2 [51]	21.0	16.1	15.7	12.2	16.3
EW2 + SEW2 [52]	18.6	14.4	14.1	11.2	14.6
Wav2code (ours)	17.3	13.4	13.2	10.6	13.6

dataset, where the differences are explained as follows. Due to the limited size of CHiME-4 dataset, we utilize all the channels of data except the second microphone channel for model training. The EW2 pre-training is continued from the public pre-trained Wav2vec2.0 model³ for 50k steps, following that the Wav2code is pre-trained and finetuned both for 20k steps. The public pre-trained model is pre-trained on 960 hours data of LibriSpeech with around 95 M parameters. Following previous works on CHiME-4 dataset, we train a Transformer-based LM with vocabulary of 65k using the text from WSJ corpus, where the implementation details are same as [52].

IV. RESULTS AND ANALYSIS

In this section, we present experimental results and analysis to verify the effectiveness of our proposed approach.

A. Evaluation of the proposed Wav2code

Baselines: Work [32] provides a baseline on LibriSpeech-FreeSound benchmark, with Deepspeech2 model [68] and CTC objective for system training. It also introduces DEMUCS speech enhancement module [69] and gradient reversal layer (AvT) to improve noise robustness. Wav2vec2.0 [44] leverages self-supervised learning to improve ASR performance, and EW2 [51] build an enhanced version of it to further strengthen robustness. Furthermore, latest work EW2 + SEW2 [52] combines speech enhancement (SE) and self-supervised learning (SSL) to achieve the state-of-the-art.

Table I and II compare the ASR performance between our proposed Wav2code and the baselines in terms of WER, on type-A (stationary) and type-B (non-stationary) testing noises respectively. Benchmark work [32] find that introducing DEMUCS-based speech enhancement as front-end can significantly improve the performance of noisy ASR. Then, Wav2vec2.0 [44] with clean data finetuning is less optimal and only comparable to the earliest Baseline in [32], and finetuning it on noisy data can significantly improve the testing results on most noisy testing conditions, *i.e.*, stronger noise robustness, even though the performance on clean test set degrades. Furthermore, introducing pre-training stage is beneficial to ASR performance on all test sets, where leveraging noisy data for pre-training can yield more improvements. The best performance of Wav2vec2.0 outperforms that in baseline work [32] with the power of SSL pre-training. Based on that, EW2 [51] achieves stronger robustness by performing noisy-to-clean reconstruction in self-supervised pre-training, and EW2 + SEW2 [52] further introduces a joint training approach of SE and SSL to benefit from the effectiveness of both, which has achieved the state-of-the-art noise robustness on LibriSpeech-FreeSound benchmark.

Though effective, EW2 + SEW2 still suffers from the speech distortion problem caused by conventional SE, and it also fails to fully utilize the clean training data. Our proposed Wav2code framework makes full use of unlabeled clean speech data as prior to implement a generalized SE without distortions for downstream ASR, which achieves the state-of-the-arts under all noisy testing conditions, and the performance on clean test set is also improved. Furthermore, to verify that the effectiveness of Wav2code is not due to EW2 backbone pre-training, we also compares it with the EW2 + SEW2 under non-pretraining setting, where consistent improvements under all testing conditions demonstrate the origin effectiveness of our proposed Wav2code. Meanwhile, it also indicates that EW2 pre-training contributes to the final superior performance of Wav2code. In addition, we also evaluate the Wav2code with larger-data pre-trained EW2 backbone, *i.e.*, LibriSpeech 460-hour data. As illustrated in Table III, the proposed Wav2code also outperforms previous state-of-the-art under various noisy conditions, which verifies its strong generality.

³https://dl.fbaipublicfiles.com/fairseq/wav2vec/wav2vec_small.pt

TABLE IV

ABLATION STUDIES OF NETWORK COMPONENTS AND CODEBOOK LOOKUP METHODS ON LIBRISPEECH 100-HOUR SETTING. NO “CODEBOOK” MEANS THE WAV2CODE FRAMEWORK DEGENERATES INTO EW2 BASELINE, “PT CODEBOOK” DENOTES PRE-TRAIN CODEBOOK (WAV2CODE PRE-TRAINING STAGE), AND “FIX CODEBOOK” DENOTES FIX CODEBOOK DURING FINETUNING. “NN” DENOTES NEAREST-NEIGHBOR MATCHING, “TF” DENOTES TRANSFORMER. THE EXP. ID IN BOLD DENOTES OUR EMPLOYED CONFIGURATIONS.

Exp.	Network			Codebook Lookup			WER							
	Codebook	PT Codebook	Fix Codebook	NN	CNN Predictor	TF Predictor	Traffic	Metro	Car	Babble	Airport/Station	AC/Vacuum	Cafe	Avg
1							20.9	19.8	14.9	33.9	27.4	27.9	22.1	23.8
2	✓			✓			20.7	19.6	14.8	33.4	27.1	27.8	21.8	23.6
3	✓	✓	✓		✓		20.1	19.3	14.5	32.5	26.7	27.5	21.4	23.1
4	✓	✓				✓	19.6	19.0	13.9	31.9	26.0	26.6	20.8	22.5
5	✓					✓	20.3	19.4	14.6	33.1	26.8	27.6	21.5	23.3
6 (ours)	✓	✓	✓			✓	18.9	18.4	13.5	30.5	24.9	26.1	20.6	21.8

TABLE V

ABLATION STUDIES OF THE CONFIGURATIONS IN CODEBOOK AND CODE PREDICTOR ON LIBRISPEECH 100-HOUR SETTING. THE HYPER-PARAMETER N DENOTES THE NUMBER OF CODEBOOK ENTRIES, AND M DENOTES THE NUMBER OF TRANSFORMER BLOCKS IN CODE PREDICTOR. THE EXP. ID IN BOLD DENOTES OUR EMPLOYED CONFIGURATIONS.

Exp.	Config		WER									
	N	M	Traffic	Metro	Car	Babble	Airport/Station	AC/Vacuum	Cafe	Avg		
7	512	4	19.8	19.3	14.2	31.9	25.9	26.8	21.1	22.7		
8	1024	4	18.9	18.4	13.5	30.5	24.9	26.1	20.6	21.8		
9	2048	4	18.7	18.2	13.2	30.1	24.6	25.9	20.3	21.6		
10	1024	2	19.3	18.9	13.8	31.1	25.3	26.4	20.8	22.2		
11	1024	4	18.9	18.4	13.5	30.5	24.9	26.1	20.6	21.8		
12	1024	8	18.8	18.3	13.4	30.4	24.7	26.0	20.4	21.7		

B. Evaluation of Codebook and Code Predictor

Table IV presents the ablation study on codebook and code predictor to verify their effectiveness in Wav2code framework. We first investigate the importance of codebook space. As shown in Exp. (1) of Table IV, removing the codebook in Wav2code (*i.e.*, directly finetuning same as EW2 baseline) results in worse ASR performance under all testing conditions, which indicates the key role of discrete space of codebook to the effectiveness of Wav2code. Furthermore, the effect of number of codebook entries N is analyzed in Table V. Comparison between Exp. (7)-(9) suggests that 1024 codebook entries is the most appropriate under our setting, where $N = 512$ may not be sufficient to restore clean representations, and $N = 2048$ only yields limited improvement as the redundancy in codebook entries could cause ambiguous code prediction in finetuning stage (see *green line* in Fig. 4).

To further verify the effectiveness of our Transformer-based code predictor for codebook lookup, we compare it with two baseline schemes, *i.e.*, Nearest-neighbor (NN) matching in Exp. (2) and a two-layer CNN code predictor in Exp. (3). As shown in Table IV, comparison between Exp. (2) and (3) suggests that code predictor is more effective than NN matching, as the latter is infeasible for codebook lookup due to the corruption in input noisy representations (see Fig. 5(b)). However, the local nature of convolution in CNN restricts its capacity of long sequence code prediction. In comparison, our Transformer-based code predictor yields better ASR performance thanks to the strong ability of global context modeling, *i.e.*, Exp. (6) vs. (3). As shown in Fig. 4, the Transformer code predictor achieves higher prediction accuracy than CNN predictor and NN matching, thanks to its stronger global sequence modeling ability. Furthermore, comparison between

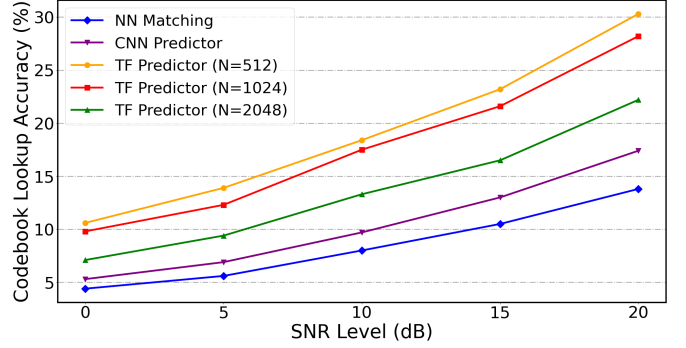


Fig. 4. Comparison on code prediction accuracy under different SNR levels. The results have been averaged over all FreeSound noise types.

Exp. (6) and (4) indicates the importance of fixing codebook during finetuning to protect the pre-trained clean speech prior. Comparison between Exp. (6) and (5) demonstrates that the pre-trained prior knowledge in codebook is important to the clean speech restoration and downstream ASR. In addition, Table V presents the effect of Transformer block numbers M in Exp. (10)-(12). We observe that employing 4 Transformer blocks achieves considerable improvements over 2 blocks, while further increasing it to 8 can only result in limited gains, which means it could approach the upper-bound of Transformer code predictor under our experimental setting. As a result, we select $M = 4$ in all experiments without specified.

C. Evaluation of Interactive Feature Fusion Network

Table VI presents the ablation study on interactive feature fusion network (IFF-Net) to investigate its effectiveness in Wav2code. As shown in Exp. (13), directly using restored speech representation for downstream ASR results in sub-optimal performance, as it may suffer from some loss of feature fidelity (see Fig. 7(b)). Combining original noisy and the restored speech representations by concatenation alleviates it and yields some improvements, *i.e.*, Exp. (14). In comparison, our proposed IFF-Net achieves significantly better performance by interactively fuse the fidelity and quality in final representation, *i.e.*, Exp. (18) vs. (14). In addition, comparison between Exp. (15)-(18) reflects the effect of hyper-parameters on IFF-Net. We observe that both the repeated times of bottleneck modules N_{rep} and the bottleneck dimension D' contributes to the effectiveness of IFF-Net, where the former plays a relatively more important role. The best performance

TABLE VI

ABLATION STUDIES OF FUSION STRATEGIES ON LIBRISPEECH 100-HOUR SETTING. “FUSION STRATEGY” DENOTES THE STRATEGY TO FUSE THE NOISY AND RESTORED SPEECH REPRESENTATIONS, WHERE “NONE” MEANS USING ONLY RESTORED SPEECH REPRESENTATION FOR DOWNSTREAM ASR. THE HYPER-PARAMETER N_{rep} DENOTES THE REPEATED TIMES OF BOTTLENECK MODULES IN IFF-NET, AND D' DENOTES THE BOTTLENECK EMBEDDING DIMENSION. THE EXP. ID IN BOLD DENOTES OUR EMPLOYED CONFIGURATIONS.

Exp.	Fusion Strategy			Config		WER							
	None	Concat	IFF-Net	N_{rep}	D'	Traffic	Metro	Car	Babble	Airport/ Station	AC/ Vacuum	Cafe	Avg
13	✓					20.4	19.4	14.6	33.1	26.8	27.4	21.6	23.3
14		✓				20.1	19.2	14.4	32.6	26.4	27.3	21.4	23.1
15			✓	2	64	19.6	18.8	14.1	31.8	25.7	26.9	21.1	22.6
16			✓	2	128	19.3	18.7	13.9	31.2	25.5	26.7	20.8	22.3
17			✓	4	64	19.1	18.6	13.8	30.9	25.2	26.6	20.5	22.1
18 (ours)			✓	4	128	18.9	18.4	13.5	30.5	24.9	26.1	20.6	21.8




Fig. 5. t-SNE visualizations of clean/noisy speech features and codebook entries. The clean/noisy features of same color are extracted from parallel clean/noisy speech samples. Examples show that noise corruption increases the diversity and uncertainty of speech features, making it challenging for correct codebook assignment.

is achieved with large N_{rep} and D' , while further increasing them would not yield significant gains of performance.

D. Visualizations of Codebook Entries

In order to better visualize the codebook entries and speech features, we build an auto-encoder model on Wav2code to implement explicit speech enhancement. The auto-encoder model consists a pair of encoder and decoder following prior work [56], where the code predictor, codebook and IFF-Net are all placed between them. Encoder contains four strided convolution based down-sampling blocks, and decoder mirrors the encoder with four transposed convolution based up-sampling blocks, where the configuration details are same as [56].

Fig. 5 visualizes the clean/noisy speech features and the pre-trained codebook entries. We can observe that the clean speech features are distributed compactly around the corresponding codebook entries. However, the noise corruption deviates the features from the correct code and spreads them into nearby code clusters, leading to undesirable restoration results by near-neighbor matching as depicted in Fig. 6(c).

E. Visualizations of Restored Clean Speech Representations

Fig. 6 presents the spectrograms of clean/noisy speech, enhanced speech from baseline and the restored clean speech from our proposed Wav2code. First, comparison between (a) and (f) indicates the significant noise corruption in

noisy speech. The enhanced speech from baseline EW2 + SEW2 [52] effectively reduce the noise and improves the speech quality as shown in (b), but there exists some speech distortions (red boxes) compared to the ground-truth clean speech. Then in our experiments, nearest-neighbor matching fails to restore desired clean speech, as the noise corruption deviates the speech features from the correct codebook entry as presented in Fig. 5(b). In comparison, our proposed Wav2code effectively restores high-quality clean speech without distortions thanks to the pre-trained clean prior and global modeling in code prediction, which moves one step forward to the ground-truth clean speech. Fig. 6(e) presents the reconstruction results from the ground-truth code sequence, which effectively reconstruct the clean speech. Therefore, it shows the strong expressiveness of codebook space, which can perceptually approximates the clean speech space. This nature enables the Wav2code to restore high-quality clean speech regardless of the levels of noise corruption in input.

Furthermore, Fig. 7 illustrates the effect of proposed IFF-Net in combining the quality and fidelity of restored speech. Fig. 7(b) depicts the restored speech from codebook in Wav2code, which has effectively restored the clean speech without distortions. However, we can also observe some loss of fidelity, *i.e.*, uneven noise distribution in high- and low-frequency bands. As depicted by the red boxes, there is less high-frequency noise compared to ground-truth clean speech, but the low-frequency noise (orange boxes) still exists similar to noisy speech. Such loss of restoration fidelity may explain why downstream ASR performance is sub-optimal when directly using the restored speech from codebook, as presented in Table VI. After introducing IFF-Net to fuse original noisy and the restored speech, our Wav2code effectively restores the clean speech with both high fidelity and good quality, which thus results in better performance for downstream ASR (see Table VI). As shown in Fig. 7(c), the fused speech becomes significantly closer to ground-truth clean speech than the directly restored speech from codebook.

F. Performance Evaluation on CHiME-4 Dataset

Finally, we evaluate the proposed Wav2code in real noisy conditions with CHiME-4 dataset. Table VII presents the performance comparison on CHiME-4 real data, *i.e.*, validation set ‘dt05_real’ and test set ‘et05_real’. In terms of various baselines on CHiME4 data, we split them into two categories,

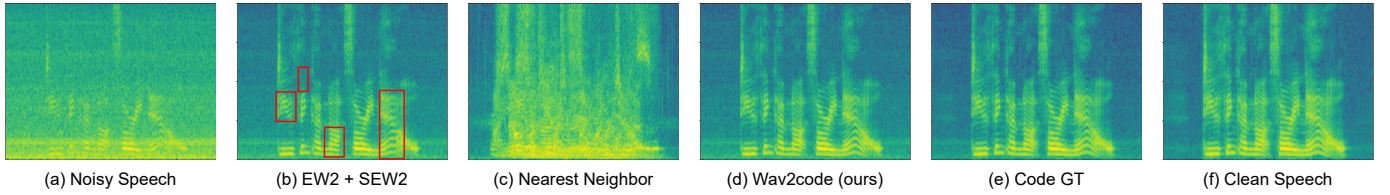


Fig. 6. Visualizations of speech features. (a) Noisy speech. (b) Enhanced speech from EW2 + SEW2 [52], where speech distortions are highlighted in red boxes. (c) Results of codebook prior by Nearest-Neighbor (NN) matching, where we can observe serious speech distortions caused by wrong code assignments. (d) Restored speech (without distortions) from our proposed Wav2code. (e) Reconstruction results from the code sequence ground truth. (f) Clean speech.

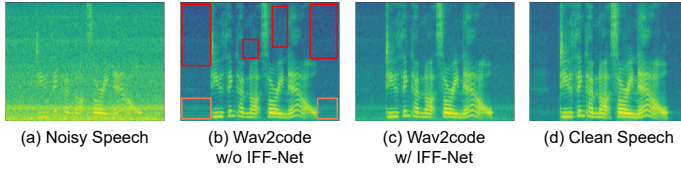


Fig. 7. Effect of IFF-Net on combining quality and fidelity of speech. (a) Noisy speech. (b) Restored speech from Wav2code without IFF-Net (good quality but less-optimal fidelity). (c) Restored speech from Wav2code with IFF-Net (good quality and fidelity). (d) Clean speech. Red and orange boxes highlight the loss of fidelity in restored speech from Wav2code without IFF-Net, *i.e.*, uneven noise in high- and low-frequency bands.

i.e., supervised and self-supervised methods. The top part of Table VII show some representative supervised methods, which focus on data augmentation and processing techniques, *e.g.*, speaker adaptation. Then, the middle part presents the recent popular self-supervised methods, which benefits from large amount of unlabeled data during pre-training. For example, the popular supervised method Wav2vec2.0 Base [44] achieves WERs of 10.5/17.3 on dt05_real/et05_real sets, and it achieves lower WERs of 3.8/7.5 when using Transformer LM for rescoring during inference, which is similar to other self-supervised methods like HuBERT [45] and Data2vec [47]. Based on that, many variants of Wav2vec2.0 has proposed to improve the noise robustness, where the Enhanced Wav2vec2.0 (EW2) [51] achieves the best performance with WERs of 9.4/15.6 on dt05_real/et05_real sets, as well as 3.5/5.9 with Transformer LM. Furthermore, recent work EW2 + SEW2 [52] propose to jointly train speech enhancement (SE) and self-supervised learning (SSL) to improve noise robustness, which has achieved significant improvement over EW2 with WERs of 8.2/14.3, as well as 3.0/5.9 with Transformer LM. However, their method still suffers from the speech distortion problem (see Fig. 6(b)). To this end, our proposed Wav2code leverages codebook prior to restore clean speech without distortions (see Fig. 6(d)), which results in better performance than EW2 + SEW2 baseline, *i.e.*, WERs of 7.6/13.7 without LM and 2.7/5.5 with Transformer LM. In addition, we note that Chang et al. [53] achieves the state-of-the-art on CHiME-4 benchmark also with joint SE and SSL approach, which may benefit from the pre-trained WavLM front-ends. Currently, we fail to examine their method as the source code is not published, but in future it would be promising to integrate their framework with our Wav2code for better noise robustness. To summarize, our Wav2code achieves superior performance on popular CHiME-4 dataset with improved noise robustness, which verifies its effectiveness.

TABLE VII
THE PERFORMANCE COMPARISON OF DIFFERENT APPROACHES ON CHiME-4 DATASET (ONE-CHANNEL TRACK).

Model	LM	WER	
		dt05_real	et05_real
Supervised			
DNN baseline [70]	N-gram	11.6	23.7
Du et al. [71]	LSTM	4.5	9.2
Menne et al. [72]	LSTM	5.1	9.3
Wang et al. [24]	LSTM	3.5	6.8
Self-supervised			
Wang et al. (960h) [50]	LSTM	5.0	9.0
Wang et al. (60kh) [50]	LSTM	2.8	5.8
Wav2vec2.0 Base [73]	None	10.3	17.8
Gao et al. [73]	None	8.7	15.8
HuBERT Base [45]	None	10.4	17.0
	LSTM	3.8	7.1
Data2vec Base [74]	None	9.5	15.7
	Transformer	3.5	6.5
Robust data2vec [74]	None	8.3	12.8
	Transformer	3.1	5.8
Wav2vec2.0 Base [49]	None	10.6	17.6
	LSTM	3.7	7.2
Wav2vec-switch [49]	None	10.0	16.5
	LSTM	3.5	6.6
Wav2vec2.0 Base [51]	None	10.5	17.3
	Transformer	3.8	7.5
EW2 [51]	None	9.4	15.6
	Transformer	3.5	6.4
Speech Enhancement + Self-supervised			
Chang et al. [53]	Transformer	2.03	3.92
EW2 + SEW2 [52]	None	8.2	14.3
	Transformer	3.0	5.9
Wav2code (ours)	None	7.6	13.7
	Transformer	2.7	5.5

V. CONCLUSION

In this paper, we propose a self-supervised framework named Wav2code to implement a generalized speech enhancement without distortions for noise-robust ASR. First, during pre-training the clean speech representations from SSL model are employed to lookup a discrete codebook via nearest-neighbor feature matching, the resulted code sequence are then exploited to reconstruct the original clean representations, in order to store them as prior in codebook. Second, in finetuning stage we propose a Transformer-based code predictor to accurately predict clean codes by modeling the global dependency of input noisy representations, which enables restoration of high-quality clean representations without distortions. Furthermore, we propose an interactive feature fusion network to combine original noisy and the restored clean representations to consider both fidelity and quality, resulting in more

informative features for downstream ASR. Experiments on both synthetic and real noisy datasets demonstrate that our Wav2code can solve the speech distortions and improve ASR performance under various noisy conditions.

REFERENCES

- [1] G. Hinton, L. Deng, D. Yu, G. E. Dahl, A.-r. Mohamed, N. Jaitly, A. Senior, V. Vanhoucke, P. Nguyen, T. N. Sainath *et al.*, “Deep neural networks for acoustic modeling in speech recognition: The shared views of four research groups,” *IEEE Signal processing magazine*, vol. 29, no. 6, pp. 82–97, 2012.
- [2] A. Graves and N. Jaitly, “Towards end-to-end speech recognition with recurrent neural networks,” in *International conference on machine learning*. PMLR, 2014, pp. 1764–1772.
- [3] J. K. Chorowski, D. Bahdanau, D. Serdyuk, K. Cho, and Y. Bengio, “Attention-based models for speech recognition,” *Advances in neural information processing systems*, vol. 28, 2015.
- [4] A. Vaswani, N. Shazeer, N. Parmar, J. Uszkoreit, L. Jones, A. N. Gomez, L. Kaiser, and I. Polosukhin, “Attention is all you need,” *Advances in neural information processing systems*, vol. 30, pp. 6000–6010, 2017.
- [5] A. Graves, S. Fernández, F. Gomez, and J. Schmidhuber, “Connectionist temporal classification: labelling unsegmented sequence data with recurrent neural networks,” in *Proceedings of the 23rd international conference on Machine learning*, 2006, pp. 369–376.
- [6] A. Graves, “Sequence transduction with recurrent neural networks,” *arXiv preprint arXiv:1211.3711*, 2012.
- [7] W. Chan, N. Jaitly, Q. Le, and O. Vinyals, “Listen, attend and spell: A neural network for large vocabulary conversational speech recognition,” in *2016 IEEE international conference on acoustics, speech and signal processing (ICASSP)*. IEEE, 2016, pp. 4960–4964.
- [8] L. Dong, S. Xu, and B. Xu, “Speech-transformer: a no-recurrence sequence-to-sequence model for speech recognition,” in *2018 IEEE international conference on acoustics, speech and signal processing (ICASSP)*. IEEE, 2018, pp. 5884–5888.
- [9] T. Mikolov, A. Deoras, D. Povey, L. Burget, and J. Černocký, “Strategies for training large scale neural network language models,” in *2011 IEEE Workshop on Automatic Speech Recognition & Understanding*. IEEE, 2011, pp. 196–201.
- [10] K. Irie, Z. Tüske, T. Alkhoul, R. Schlüter, H. Ney *et al.*, “Lstm, gru, highway and a bit of attention: An empirical overview for language modeling in speech recognition,” in *Interspeech*, 2016, pp. 3519–3523.
- [11] D. Jiang, X. Lei, W. Li, N. Luo, Y. Hu, W. Zou, and X. Li, “Improving transformer-based speech recognition using unsupervised pre-training,” *arXiv preprint arXiv:1910.09932*, 2019.
- [12] J. Li, Y. Wu, Y. Gaur, C. Wang, R. Zhao, and S. Liu, “On the comparison of popular end-to-end models for large scale speech recognition,” *arXiv preprint arXiv:2005.14327*, 2020.
- [13] L. Lu, C. Liu, J. Li, and Y. Gong, “Exploring transformers for large-scale speech recognition,” *arXiv preprint arXiv:2005.09684*, 2020.
- [14] A. Radford, J. W. Kim, T. Xu, G. Brockman, C. McLeavey, and I. Sutskever, “Robust speech recognition via large-scale weak supervision,” *arXiv preprint arXiv:2212.04356*, 2022.
- [15] P. Pujol, S. Pol, C. Nadeu, A. Hagen, and H. Bourlard, “Comparison and combination of features in a hybrid hmm/mlp and a hmm/gmm speech recognition system,” *IEEE Transactions on Speech and Audio processing*, vol. 13, no. 1, pp. 14–22, 2004.
- [16] Y. Gong, “Speech recognition in noisy environments: A survey,” *Speech communication*, vol. 16, no. 3, pp. 261–291, 1995.
- [17] J. Li, L. Deng, Y. Gong, and R. Haeb-Umbach, “An overview of noise-robust automatic speech recognition,” *IEEE/ACM Transactions on Audio, Speech, and Language Processing*, vol. 22, no. 4, pp. 745–777, 2014.
- [18] G. Krishna, C. Tran, J. Yu, and A. H. Tewfik, “Speech recognition with no speech or with noisy speech,” in *ICASSP 2019-2019 IEEE International Conference on Acoustics, Speech and Signal Processing (ICASSP)*. IEEE, 2019, pp. 1090–1094.
- [19] Y. Wang, A. Narayanan, and D. Wang, “On training targets for supervised speech separation,” *IEEE/ACM transactions on audio, speech, and language processing*, vol. 22, no. 12, pp. 1849–1858, 2014.
- [20] Y. Luo and N. Mesgarani, “Tasnet: time-domain audio separation network for real-time, single-channel speech separation,” in *2018 IEEE International Conference on Acoustics, Speech and Signal Processing (ICASSP)*. IEEE, 2018, pp. 696–700.
- [21] A. Pandey and D. Wang, “Tcn: Temporal convolutional neural network for real-time speech enhancement in the time domain,” in *ICASSP 2019-2019 IEEE International Conference on Acoustics, Speech and Signal Processing (ICASSP)*. IEEE, 2019, pp. 6875–6879.
- [22] A. Pandey and D. Wang, “Dense cnn with self-attention for time-domain speech enhancement,” *IEEE/ACM transactions on audio, speech, and language processing*, vol. 29, pp. 1270–1279, 2021.
- [23] Y.-J. Lu, Z.-Q. Wang, S. Watanabe, A. Richard, C. Yu, and Y. Tsao, “Conditional diffusion probabilistic model for speech enhancement,” in *ICASSP 2022-2022 IEEE International Conference on Acoustics, Speech and Signal Processing (ICASSP)*. IEEE, 2022, pp. 7402–7406.
- [24] Z.-Q. Wang, P. Wang, and D. Wang, “Complex spectral mapping for single-and multi-channel speech enhancement and robust asr,” *IEEE/ACM transactions on audio, speech, and language processing*, vol. 28, pp. 1778–1787, 2020.
- [25] D. Yin, C. Luo, Z. Xiong, and W. Zeng, “Phasen: A phase-and-harmonics-aware speech enhancement network,” in *Proceedings of the AAAI Conference on Artificial Intelligence*, vol. 34, no. 05, 2020, pp. 9458–9465.
- [26] F. Dang, H. Chen, and P. Zhang, “Dpt-fsnet: Dual-path transformer based full-band and sub-band fusion network for speech enhancement,” in *ICASSP 2022-2022 IEEE International Conference on Acoustics, Speech and Signal Processing (ICASSP)*. IEEE, 2022, pp. 6857–6861.
- [27] A. S. Subramanian, X. Wang, M. K. Baskar, S. Watanabe, T. Taniguchi, D. Tran, and Y. Fujita, “Speech enhancement using end-to-end speech recognition objectives,” in *2019 IEEE Workshop on Applications of Signal Processing to Audio and Acoustics (WASPAA)*. IEEE, 2019, pp. 234–238.
- [28] M. Fujimoto and H. Kawai, “One-pass single-channel noisy speech recognition using a combination of noisy and enhanced features,” in *INTERSPEECH*, 2019, pp. 486–490.
- [29] Z.-Q. Wang and D. Wang, “A joint training framework for robust automatic speech recognition,” *IEEE/ACM Transactions on Audio, Speech, and Language Processing*, vol. 24, no. 4, pp. 796–806, 2016.
- [30] B. Liu, S. Nie, S. Liang, W. Liu, M. Yu, L. Chen, S. Peng, C. Li *et al.*, “Jointly adversarial enhancement training for robust end-to-end speech recognition,” in *Interspeech*, 2019, pp. 491–495.
- [31] D. Ma, N. Hou, H. Xu, E. S. Chng *et al.*, “Multitask-based joint learning approach to robust asr for radio communication speech,” in *2021 Asia-Pacific Signal and Information Processing Association Annual Summit and Conference (APSIPA ASC)*. IEEE, 2021, pp. 497–502.
- [32] A. Prasad, P. Jyothi, and R. Velmurugan, “An investigation of end-to-end models for robust speech recognition,” in *ICASSP 2021-2021 IEEE International Conference on Acoustics, Speech and Signal Processing (ICASSP)*. IEEE, 2021, pp. 6893–6897.
- [33] K. Iwamoto, T. Ochiai, M. Delcroix, R. Ikeshita, H. Sato, S. Araki, and S. Katagiri, “How bad are artifacts?: Analyzing the impact of speech enhancement errors on asr,” *arXiv preprint arXiv:2201.06685*, 2022.
- [34] I. Mporas, T. Ganchev, O. Kocsis, and N. Fakotakis, “Speech enhancement for robust speech recognition in motorcycle environment,” *International Journal on Artificial Intelligence Tools*, vol. 19, pp. 159–173, 2010.
- [35] P. C. Loizou and G. Kim, “Reasons why current speech-enhancement algorithms do not improve speech intelligibility and suggested solutions,” *IEEE Transactions on Audio, Speech, and Language Processing*, vol. 19, no. 1, pp. 47–56, 2011.
- [36] P. Wang, K. Tan, and D.-L. Wang, “Bridging the gap between monaural speech enhancement and recognition with distortion-independent acoustic modeling,” *IEEE/ACM Transactions on Audio, Speech, and Language Processing*, vol. 28, pp. 39–48, 2020.
- [37] C. Fan, J. Yi, J. Tao, Z. Tian, B. Liu, and Z. Wen, “Gated recurrent fusion with joint training framework for robust end-to-end speech recognition,” *IEEE/ACM Transactions on Audio, Speech, and Language Processing*, vol. 29, pp. 198–209, 2020.
- [38] Y. Hu, N. Hou, C. Chen, and E. S. Chng, “Interactive feature fusion for end-to-end noise-robust speech recognition,” in *ICASSP 2022-2022 IEEE International Conference on Acoustics, Speech and Signal Processing (ICASSP)*. IEEE, 2022, pp. 6292–6296.
- [39] Y. Hu, N. Hou, C. Chen, and E. S. Chng, “Dual-path style learning for end-to-end noise-robust speech recognition,” *arXiv preprint arXiv:2203.14838*, 2022.
- [40] A. v. d. Oord, Y. Li, and O. Vinyals, “Representation learning with contrastive predictive coding,” *arXiv preprint arXiv:1807.03748*, 2018.
- [41] S. Schneider, A. Baevski, R. Collobert, and M. Auli, “wav2vec: Unsupervised pre-training for speech recognition,” *Proc. Interspeech 2019*, pp. 3465–3469, 2019.

- [42] A. T. Liu, S.-W. Li, and H.-y. Lee, "Tera: Self-supervised learning of transformer encoder representation for speech," *IEEE/ACM Transactions on Audio, Speech, and Language Processing*, vol. 29, pp. 2351–2366, 2021.
- [43] J. Devlin, M.-W. Chang, K. Lee, and K. Toutanova, "BERT: Pre-training of deep bidirectional transformers for language understanding," in *Proceedings of the 2019 Conference of the North American Chapter of the Association for Computational Linguistics: Human Language Technologies, Volume 1 (Long and Short Papers)*. Association for Computational Linguistics, Jun. 2019, pp. 4171–4186.
- [44] A. Baevski, Y. Zhou, A. Mohamed, and M. Auli, "wav2vec 2.0: A framework for self-supervised learning of speech representations," *Advances in neural information processing systems*, vol. 33, pp. 12 449–12 460, 2020.
- [45] W.-N. Hsu, B. Bolte, Y.-H. H. Tsai, K. Lakhotia, R. Salakhutdinov, and A. Mohamed, "Hubert: Self-supervised speech representation learning by masked prediction of hidden units," *IEEE/ACM Transactions on Audio, Speech, and Language Processing*, vol. 29, pp. 3451–3460, 2021.
- [46] S. Chen, C. Wang, Z. Chen, Y. Wu, S. Liu, Z. Chen, J. Li, N. Kanda, T. Yoshioka, X. Xiao *et al.*, "Wavlm: Large-scale self-supervised pre-training for full stack speech processing," *IEEE Journal of Selected Topics in Signal Processing*, vol. 16, no. 6, pp. 1505–1518, 2022.
- [47] A. Baevski, W.-N. Hsu, Q. Xu, A. Babu, J. Gu, and M. Auli, "Data2vec: A general framework for self-supervised learning in speech, vision and language," in *International Conference on Machine Learning*. PMLR, 2022, pp. 1298–1312.
- [48] A. Tarvainen and H. Valpola, "Mean teachers are better role models: Weight-averaged consistency targets improve semi-supervised deep learning results," *Advances in neural information processing systems*, vol. 30, 2017.
- [49] Y. Wang, J. Li, H. Wang, Y. Qian, C. Wang, and Y. Wu, "Wav2vec-switch: Contrastive learning from original-noisy speech pairs for robust speech recognition," in *ICASSP 2022-2022 IEEE International Conference on Acoustics, Speech and Signal Processing (ICASSP)*. IEEE, 2022, pp. 7097–7101.
- [50] H. Wang, Y. Qian, X. Wang, Y. Wang, C. Wang, S. Liu, T. Yoshioka, J. Li, and D. Wang, "Improving noise robustness of contrastive speech representation learning with speech reconstruction," in *ICASSP 2022-2022 IEEE International Conference on Acoustics, Speech and Signal Processing (ICASSP)*. IEEE, 2022, pp. 6062–6066.
- [51] Q.-S. Zhu, J. Zhang, Z.-Q. Zhang, M.-H. Wu, X. Fang, and L.-R. Dai, "A noise-robust self-supervised pre-training model based speech representation learning for automatic speech recognition," in *ICASSP 2022-2022 IEEE International Conference on Acoustics, Speech and Signal Processing (ICASSP)*. IEEE, 2022, pp. 3174–3178.
- [52] Q.-S. Zhu, J. Zhang, Z.-Q. Zhang, and L.-R. Dai, "Joint training of speech enhancement and self-supervised model for noise-robust asr," *arXiv preprint arXiv:2205.13293*, 2022.
- [53] X. Chang, T. Maekaku, Y. Fujita, and S. Watanabe, "End-to-end integration of speech recognition, speech enhancement, and self-supervised learning representation," *arXiv preprint arXiv:2204.00540*, 2022.
- [54] H. Jegou, M. Douze, and C. Schmid, "Product quantization for nearest neighbor search," *IEEE transactions on pattern analysis and machine intelligence*, vol. 33, no. 1, pp. 117–128, 2010.
- [55] X. Jiang, X. Peng, H. Xue, Y. Zhang, and Y. Lu, "Cross-scale vector quantization for scalable neural speech coding," *arXiv preprint arXiv:2207.03067*, 2022.
- [56] A. Défossez, J. Copet, G. Synnaeve, and Y. Adi, "High fidelity neural audio compression," *arXiv preprint arXiv:2210.13438*, 2022.
- [57] A. Van Den Oord, O. Vinyals *et al.*, "Neural discrete representation learning," *Advances in neural information processing systems*, vol. 30, 2017.
- [58] P. Esser, R. Rombach, and B. Ommer, "Taming transformers for high-resolution image synthesis," in *Proceedings of the IEEE/CVF conference on computer vision and pattern recognition*, 2021, pp. 12 873–12 883.
- [59] S. Zhou, K. Chan, C. Li, and C. C. Loy, "Towards robust blind face restoration with codebook lookup transformer," *Advances in Neural Information Processing Systems*, vol. 35, pp. 30 599–30 611, 2022.
- [60] W. Sun and Z. Chen, "Learning discrete representations from reference images for large scale factor image super-resolution," *IEEE Transactions on Image Processing*, vol. 31, pp. 1490–1503, 2022.
- [61] J. L. Ba, J. R. Kiros, and G. E. Hinton, "Layer normalization," *arXiv preprint arXiv:1607.06450*, 2016.
- [62] E. Jang, S. Gu, and B. Poole, "Categorical reparameterization with gumbel-softmax," in *International Conference on Learning Representations*, 2017.
- [63] V. Panayotov, G. Chen, D. Povey, and S. Khudanpur, "Librispeech: an asr corpus based on public domain audio books," in *2015 IEEE international conference on acoustics, speech and signal processing (ICASSP)*. IEEE, 2015, pp. 5206–5210.
- [64] E. Vincent, S. Watanabe, J. Barker, and R. Marxer, "The 4th chime speech separation and recognition challenge," URL: http://spandh.dcs.shef.ac.uk/chime_challenge/last accessed on 1 August, 2018), 2016.
- [65] D. B. Paul and J. Baker, "The design for the wall street journal-based csr corpus," in *Speech and Natural Language: Proceedings of a Workshop Held at Harriman, New York, February 23-26, 1992*, 1992.
- [66] D. P. Kingma and J. Ba, "Adam: A method for stochastic optimization," *arXiv preprint arXiv:1412.6980*, 2014.
- [67] D. S. Park, W. Chan, Y. Zhang, C.-C. Chiu, B. Zoph, E. D. Cubuk, and Q. V. Le, "SpecAugment: A simple data augmentation method for automatic speech recognition," *Proc. Interspeech 2019*, pp. 2613–2617, 2019.
- [68] D. Amodei, S. Ananthanarayanan, R. Anubhai, J. Bai, E. Battenberg, C. Case, J. Casper, B. Catanzaro, Q. Cheng, G. Chen *et al.*, "Deep speech 2: End-to-end speech recognition in english and mandarin," in *International conference on machine learning*. PMLR, 2016, pp. 173–182.
- [69] A. Défossez, G. Synnaeve, and Y. Adi, "Real time speech enhancement in the waveform domain," *Proc. Interspeech 2020*, pp. 3291–3295, 2020.
- [70] T. Menne, J. Heymann, A. Alexandridis, K. Irie, A. Zeyer, M. Kitza, P. Golik, I. Kulikov, L. Drude, R. Schlüter, and *et al.*, "The rwth/upb/forth system combination for the 4th chime challenge evaluation," in *Proc. of CHiME-4 Workshop*, 2016, pp. 49–51.
- [71] J. Du, Y.-H. Tu, L. Sun, F. Ma, H.-K. Wang, J. Pan, C. Liu, J.-D. Chen, and C.-H. Lee, "The ustc-iflytek system for chime-4 challenge," *Proc. CHiME*, vol. 4, pp. 36–38, 2016.
- [72] T. Menne, "The rwth/upb/forth system combination for the 4th chime challenge evaluation," 2016.
- [73] C. Gao, G. Cheng, Y. Guo, Q. Zhao, and P. Zhang, "Data augmentation based consistency contrastive pre-training for automatic speech recognition," *arXiv preprint arXiv:2112.12522*, 2021.
- [74] Q.-S. Zhu, L. Zhou, J. Zhang, S.-J. Liu, Y.-C. Hu, and L.-R. Dai, "Robust data2vec: Noise-robust speech representation learning for asr by combining regression and improved contrastive learning," *arXiv preprint arXiv:2210.15324*, 2022.