

Frequency Regularization: Restricting Information Redundancy of Convolutional Neural Networks

Chenqiu Zhao*
University of Alberta
Edmonton, Canada
zhao.chenqiu@ualberta.ca

Guanfang Dong*
University of Alberta
Edmonton, Canada
guanfang@ualberta.ca

Shupeí Zhang*
University of Alberta
Edmonton, Canada
shupeí2@ualberta.ca

Zijie Tan
University of Alberta
Edmonton, Canada
ztan4@ualberta.ca

Anup Basu
University of Alberta
Edmonton, Canada
basu@ualberta.ca

ABSTRACT

Convolutional neural networks have demonstrated impressive results in many computer vision tasks. However, the increasing size of these networks raises concerns about the information redundancy within the network parameters. In this paper, we proposed the Frequency Regularization to restrict the non-zero elements of the network parameters in frequency domain. The proposed approach operates at the tensor level, and can be applied to almost any kind of network architectures. Specifically, the tensors of parameters are maintained in the frequency domain, where high frequency components can be eliminated by zigzag setting tensor elements to zero. Then, the inverse discrete cosine transform (IDCT) is used to reconstruct the spatial tensors for matrix operations during network training. Since high frequency components of images are known to be non-critical, a large proportion of the parameters can be set to zero when networks are trained with proposed frequency regularization. Comprehensive evaluations on various state-of-the-art network architectures, including LeNet, Alexnet, VGG, Resnet, UNet, GAN, and VAE, demonstrate the effectiveness of the proposed frequency regularization. Under the condition with tiny accuracy decrease (less than 2%), a LeNet5 with 0.4M parameters can be represented by 776 float16 numbers (over 1100 \times), a UNet with 34M parameters can be represented by 2936 float16 numbers (over 20000 \times).

KEYWORDS

Frequency domain, Information redundancy, Network regularization, Convolutional neural network

ACM Reference Format:

Chenqiu Zhao*, Guanfang Dong*, Shupeí Zhang*, Zijie Tan, and Anup Basu. 2023. Frequency Regularization: Restricting Information Redundancy of Convolutional Neural Networks. In *Proceedings of ACM Conference (Conference'17)*. ACM, New York, NY, USA, 8 pages. <https://doi.org/10.1145/nnnnnnn.nnnnnnn>

Permission to make digital or hard copies of all or part of this work for personal or classroom use is granted without fee provided that copies are not made or distributed for profit or commercial advantage and that copies bear this notice and the full citation on the first page. Copyrights for components of this work owned by others than ACM must be honored. Abstracting with credit is permitted. To copy otherwise, or republish, to post on servers or to redistribute to lists, requires prior specific permission and/or a fee. Request permissions from permissions@acm.org.

Conference'17, July 2017, Washington, DC, USA

© 2023 Association for Computing Machinery.

ACM ISBN 978-x-xxxx-xxxx-x/Y/MM...\$15.00

<https://doi.org/10.1145/nnnnnnn.nnnnnnn>

1 INTRODUCTION

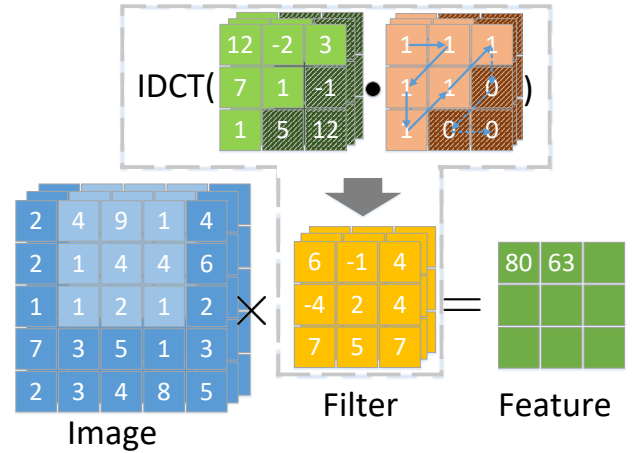


Figure 1: The illustration of proposed frequency regularization. The tail elements of tensors in frequency domain are dropped first, then input into the inverse of discrete cosine transform to reconstruct the spatial tensor of learning kernel for network training.

Convolutional neural networks have become increasingly popular for computer vision applications, such as image classification, image segmentation and so on. However, as the learning ability of these networks has improved, so has their size, from a few megabytes to hundreds of gigabytes [7]. This leads to challenges such as demanding storage space or transmission time on the internet. After conducting a thorough literature review, we found that although larger networks tend to perform better, the accuracy improvement is not always directly proportional to the network size. In some cases, doubling the network size may not result in a significant reduction in training loss errors. This observation led us to conclude that there may be information redundancy within various network architectures and an interesting question is proposed: how can we reduce network information redundancy?

*Authors are equally contributed.

It is commonly accepted that the performance of networks comes from the features learned by their parameters. For example, when a convolutional neural network such as Alexnet [16] is applied to an image classification task, the features learned by its convolutional kernels are closely related to the training images. In this condition, features learned by a network are expected to have similar properties to training images in which the high frequency components are known to be less important. Therefore, it is reasonable to assume that the frequency transform, such as the discrete cosine transform, can be directly applied to the network parameters. Unfortunately, due to the poor interpretability of complex network architectures, even a small change in a few parameters can significantly affect the network performance. As a result, frequency transform may not be suitable for compressing or pruning pre-trained networks, which has been the focus of previous approaches [34, 35, 38]. Instead, we focus on using the frequency transform as a network regularization to restrict information redundancy during the training process, and introduce the Frequency Regularization (FR) as shown in Fig. 1.

The proposed frequency regularization can be divided into two steps: dynamic tail-dropout and inverse discrete cosine transform (IDCT). During network training, parameter tensors are maintained in the frequency domain, with the tail parts representing high frequency information being zigzag dropped. The dropout process is implemented through a dot multiplication with a zigzag mask matrix to ensure differentiability. After dynamic tail-dropout, tensors are input into the IDCT to reconstruct the spatial tensors which are then used as regular learning kernels in networks. Since the IDCT is a differentiable process, the actual tensors in frequency domain can be updated through backpropagation algorithms. Notably, as the reconstructed spatial tensors have the same size as those maintained in the frequency domain, the proposed frequency regularization can be easily applied to almost any type of network architectures. Furthermore, as features related to computer vision tasks are closely correlated to images, many parameters in the frequency domain can be set to 0 without an obvious decrease of network performance. In the most extreme condition, over 99.99% of parameters in a UNet can be dropped with only 1 % of dice score decrease. We conducted comprehensive experiments on various state-of-the-art network architectures to demonstrate it. The proposed frequency regularization has a few desirable properties:

- **Generality:** The proposed frequency regularization can be applied to almost any type of network architectures, as it is designed for tensors. We evaluated its effectiveness on various state-of-the-art network architectures including LeNet, AlexNet, VGG, ResNet, UNet, GAN and VAE.
- **Effectiveness:** A large number of parameters can be dropped in the networks trained with the proposed frequency regularization, since it is widely recognized that high frequency information is unimportant for image data and the features learned by networks are closely correlated to images.
- **Convenience:** The proposed frequency regularization can be easily applied to any learnable parameters of networks because the inverse discrete transformation does not change the size of the tensors representing network parameters. Thanks to this convenience, we were able to evaluate the proposed

regularization for networks designed for several computer vision tasks including image classification, image segmentation and image generation.

- **Losslessness:** There is no need to worry that the proposed frequency regularization will cause a decrease in network performance, as the inverse discrete cosine transform (IDCT) is usually considered as a lossless transformation. When no parameters are being dropped, the proposed frequency regularization has almost no effect on the network performance.

2 RELATED WORK

Frequency information has been widely used in convolutional neural networks for improving performance [2, 6, 20, 22, 24, 26, 28, 31, 32, 37, 39, 41, 43] reducing computational cost [4, 8, 9, 27, 33, 38], or increase the detection accuracy [14, 29, 42]. For instance, Wang et al. [32] represented object edge and smooth structures using high and low frequency information, respectively. Mi et al. [22] split channel recognition networks into frequency domains, while Rippel et al. [25] proposed a fully spectral representation of networks for direct feature learning in the frequency domain. Buckler et al. [1] introduced a similar idea with learnable parameters to determine the importance of different channels. Besides, Han et al. [11] compress the networks with pruning, quantization and Huffman coding to achieve excellent results for network compression. Similarly, Wang et al. [34, 36] combine DCT, k-means, quantization and Huffman coding to compress the network parameters, but this method does not perform well on small convolutional kernels. Chen et al. [3] utilized DCT and hashing to assign high frequency to less hash buckets to achieve compression. Previous works have primarily focused on the frequency domain representation of the input image, feature maps, or network parameters. However, in this work, we propose utilizing frequency information to restrict the redundancy of network information during the training process. Instead of finding the frequency representation, the proposed approach directly maintains parameters in the frequency domain.

Additionally, some works have proposed using the frequency representation of convolution kernels to prune less important channels [18, 19, 40]. However, since the network performance is usually sensitive to changes in a few key parameters, and it cannot be guaranteed that these key parameters are located in the low frequency domain. As a result, those methods have only achieved pruning rates of 50% to 90% with minimal accuracy loss. In contrast, the proposed frequency regularization approach restricts network parameters to the frequency domain, and high frequency elements are dynamically dropped during network training. This allows for much higher pruning rates of 90% to 99.99%.

The proposed frequency regularization approach is somehow related to the DCT-Conv method proposed in [5], as both approaches maintain parameters in the frequency domain. However, there are several key differences between the two methods. First, the proposed frequency regularization can be applied to any layer with learnable parameters, including but not limited to convolution layers, fully connected layers, and transposed convolution layers. In contrast, DCT-Conv is only a convolution layer with DCT. Second, DCT-Conv randomly drops parameters in the frequency domain, which is not ideal for representing image features. The ability to drop parameters

of DCT-Conv is thus limited. Instead, in our approach, we drop the tail parts of the parameters, as the high frequency components have been shown to be non-critical.

3 FREQUENCY REGULARIZATION AND TAIL-DROPOUT

When convolutional neural networks are applied to computer vision applications, the learned features are closely related to the training images. In fact, as shown by the visualized filters in AlexNet [16], the learned features actually look like real images. Based on this insight, it is reasonable to assume that the low frequency component of network parameters is more important than the high frequency component. Unfortunately, due to the poor interpretability of convolutional neural networks, the network's performance may be highly sensitive to changes of the values in a few key parameters, which are not always located in the low frequency domain. This limits the proportion of dropped parameters in pre-trained models. Therefore, we focus on restricting the number of non-zero parameters during the training process, and frequency regularization is thus proposed. It should be noted that network regularizations are typically introduced to prevent overfitting in neural networks [10]. In this paper, however, the definition of regularization is extended to include any modifications or restrictions applied to networks with a particular purpose, such as restricting the number of non-zero parameters.

The idea behind the proposed frequency regularization is quite straightforward. Instead of maintaining the tensors of network parameters in the spatial domain, they are maintained in the frequency domain. This allows the tail elements of tensors to be dropped by a dot multiplication with a zigzag mask matrix. During network training, the frequency tensors are input into the inverse discrete cosine transform (IDCT) to reconstruct the spatial tensors. Then, these spatial tensors are used as the regular learning kernels of convolutional neural networks for learning features. Since the IDCT process is differentiable, the maintained parameters in frequency domain can be correctly updated during backpropagation. Moreover, as the IDCT can be used for tensors with any dimensions without changing their size, the proposed frequency regularization can be implemented for any layers involving tensor operations, including convolution layers, fully connected layers, and transposed convolution layers. We first introduce the proposed frequency regularization for 1D tensors, and then discuss the implementation of regularization for higher dimensions.

Assume the 1D tensors of learning kernels as $T(x) \in \mathbb{R}^{1 \times D}$ where x is the index. $T(x)$ is the learnable parameters in frequency domain which has been updated during training. $T(x)$ is first computed with a zigzag mask $\mathbb{1}_{x < \epsilon}(x)$ for tail-drop, then input into the IDCT to reconstruct the spatial tensor $W(y)$ which can be the regular learning kernel in a 1D convolution layer. Mathematically:

$$\begin{aligned} W(y) &= \mathcal{F}_\epsilon(T(x)) = \text{IDCT} \left(\bigcup_{x \in G_x} T(x) \cdot \mathbb{1}_{x < \epsilon}(x) \right) \\ &= \sum_{x \in G_x} T(x) \cdot \mathbb{1}_{x < \epsilon}(x) \cdot \cos \left[\frac{\pi}{D} \left(y + \frac{1}{2} \right) x \right] \\ &= \sum_{x < \epsilon} T(x) \cdot \cos \left[\frac{\pi}{D} \left(y + \frac{1}{2} \right) x \right], \end{aligned} \quad (1)$$

where $x, y \in [1, D] = G_x$ are the indices of tensor $T(x)$ and $W(y)$ respectively. $T(X)$ is the actual tensor in frequency domain and $W(y)$ is the corresponding reconstructed tensor in spatial domain. $\text{IDCT}(\cdot)$ is the inverse discrete cosine transform. During the implementation, the DCT-III which is the inverse of the widely used DCT-II is used. ϵ is the threshold value to control the dropping ratio. $\mathbb{1}_{x < \epsilon}(x)$ is a binary mask to make the dropout process differentiable. It should be noted that we removed the $\frac{T_0}{2}$ in above DCT-III since the learnable parameters can adaptively adjust this constant component.

Since the high dimensional IDCT can be decomposed into several 1D IDCT, the high dimensional frequency regularization can also be expressed by several 1D frequency regularization. Assume the two N-dimensional tensors in frequency domain and spatial domain as $W(\vec{y}), T(\vec{x}) \in \mathbb{R}^{D_1 \times D_2, \dots, D_N}$ where $\vec{x} = \{x_1, x_2, \dots, x_N\}$ and $\vec{y} = \{y_1, y_2, \dots, y_N\}$ are indices vectors, $x_i, y_i \in [1, D_i]$. The high dimensional frequency regularization \mathcal{F}_ϵ^N is shown as follows:

$$\begin{aligned} W(\vec{y}) &= \mathcal{F}_\epsilon^N(T(\vec{x})) = \text{IDCT}^N \left(\bigcup_{\vec{x} \in G_{\vec{x}}} T(\vec{x}) \cdot \mathbb{1}_{|\vec{x}|_1 < \epsilon}(\vec{x}) \right) \\ &= \sum_{\vec{x} \in G_{\vec{x}}} T(\vec{x}) \cdot \mathbb{1}_{|\vec{x}|_1 < \epsilon}(\vec{x}) \prod_{i=1}^N \cos \left[\frac{\pi}{D_i} \left(y_i + \frac{1}{2} \right) x_i \right] \\ &= \sum_{|\vec{x}|_1 < \epsilon} T(\vec{x}) \prod_{i=1}^N \cos \left[\frac{\pi}{D_i} \left(y_i + \frac{1}{2} \right) x_i \right] \end{aligned} \quad (2)$$

where IDCT^N is the N-dimensional inverse discrete cosine transform, which can be easily implemented by N times of IDCT on different dimensions. ϵ is the threshold value to control the drop ratio. $|\vec{x}|_1 = \sum_{i=1}^N |x_i|$ is the L_1 norm of the index vector $|\vec{x}|$. The indicator function $\mathbb{1}_{|\vec{x}|_1 < \epsilon}(\vec{x})$ is used to approximate the zigzag binary mask for dropping parameters.

The proposed frequency regularization is proposed for tensors. It, therefore, can be applied to any layers of convolutional neural networks such as convolution layer or fully connected layer. After applying the proposed frequency regularization, the formula of convolution process can be re-expressed as follows:

$$Z = WX + B \Rightarrow Z = \mathcal{F}_\epsilon^N(T_W)X + \mathcal{F}_\epsilon(T_B), \quad (3)$$

where T_W and T_B are the tensors representing the weight and bias of convolution layer. Usually, the size of the tensor in convolution layer is 4D representing the number of kernels, input channel and kernel size. Based on the requirement of different applications, the proposed frequency can be 1D, 2D, 3D or 4D which can be controlled by users. In particular, the 4D frequency regularization gives us the highest drop ratio, which has been used in the proposed evaluation experiments.

3.1 Dynamic tail-dropout:

According to the evaluation experiments we proposed in Section 4, usually over 99% of parameters in convolutional neural networks can be dropped without an obvious decrease in accuracy. However, it also causes a serious issue that the remaining parameters may not receive suitable gradients for backpropagation. In this condition, the training loss of the network restricted by the proposed frequency regularization sometimes doesn't change for hundreds of training

Table 1: The compression between the proposed approach and DeepCompress[11] on MINIST dataset [17].

	DeepCompress[11]			The Proposed Approach		
	Top-1 Accuracy	Compress Rate	Number of Parameters	Top-1 Accuracy	Compress Rate	Number of Parameters
LeNet300-ref	98.36 %	100%(1×)	266K(float32)	98.15 %	100%(1×)	266K(float32)
LeNet300-v1	98.42 %	2.5%(40×)	21k(float6)	97.11 %	0.88%(114×)	4238(float16)
LeNet300-v2				95.69 %	0.53%(188×)	2816(float16)
LeNet5-ref	99.20 %	100%(1×)	431K(float32)	98.78 %	100%(1×)	431K(float32)
LeNet5-v1	99.26 %	2.56%(39×)	34K(float6)	98.35 %	0.89%(112×)	7668(float16)
LeNet5-v2				97.52 %	0.09%(1110×)	776(float16)

epoches. This issue has occurred many times in our evaluation experiments. To handle it, we propose the dynamic tail-dropout strategy. Instead of directly setting over 99% of parameters to 0, this strategy continuously sets a few tail elements to 0 in every training epoch. In particular, as the total number of dropped parameters increases, the number of parameters dropped in each training epoch decreases. Mathematically, the ratio of dropped parameters is controlled by following function:

$$\beta_n = \beta_{n-1} - \gamma(\beta_{n-1} - \epsilon)$$

where n is the index of training epochs. $\beta_{n-1}, \beta_n \in [0, 1]$ is the ratio of non-zeros parameters in epoch $n-1$ and n . γ is the user parameter to control the speed of dropping parameters. During our evaluation experiment, $\gamma = 0.01$ is used. ϵ is the user parameters to control the minimum ratio of non-zero parameters in the network. By changing the value of ϵ , we can control how many percent of parameters will be dropped in a network. For example, $\epsilon = 0.01$ means that around $1 - \epsilon = 99\%$ of parameters are dropped. Although the dynamic tail-dropout strategy requires extra training epochs, it results in a more stable training results when the minimum ratio ϵ is very small. This strategy has been used for all the evaluation experiments in this paper.

4 EXPERIMENTS

In this section, we evaluated the proposed frequency regularization on several classical state-of-the-art network architectures including LeNet, Alexnet, VGG, ResNet, UNet, GAN and VAE on several standard datasets. During the evaluation, we first trained these networks with the implementation provided authors to get the reference accuracy. Then, we applied the proposed frequency regularization on these networks and re-train these networks to get the accuracy after dropping parameters for comparisons. Since the parameters of networks are zigzag dropped in the proposed frequency regularization, we only need to save the location of boundary between non-zero elements and zero elements as well as the size of tensors. Thus, the compress rate can be easily computed by the division the total number of parameters and non-zero parameters. It should be noted that we didn't consider the bias in convolution layer and fully connected layers during our evaluation, since the bias only occupied a tiny part of network parameters and most of previous works also ignore them. Due to the page limitation, we only demonstrates the total number of non-zero parameters in networks, a more detailed information about how many non-zero parameters are kept in different layer are proposed in supplementary material. All the experiments are ran on GTX A4000 with 16 GB of video memory. The source code as

well as our pre-trained model with frequency regularization will be available with the acceptance of this paper.

Table 2: The evaluation of the proposed frequency regularization on Alexnet [16], VGG [30] and ResNet [12] using CIFAR10 dataset [15].

	Top-1 Accuracy	Compress Rate	Number of Parameters
AlexNet-ref	76.45 %	100%(1×)	57,044,810
AlexNet-v1	77.44 %	1%(100×)	570,365
AlexNet-v2	70.46 %	0.1%(1000×)	57,364
AlexNet-v3	59.22 %	0.00246%(40514×)	1,408
AlexNet-v4	58.55 %	0.00123%(81029×)	1,408(float16)
VGG16-ref	85.84 %	100%(1×)	20,040,522
VGG16-v1	84.77 %	1%(100×)	200,578
VGG16-v2	73.01 %	0.1%(1000×)	20,302
VGG16-v3	65.99 %	0.0102%(9785×)	2,048
ResNet18-ref	85.43 %	100%(1×)	11,173,962
ResNet18-v1	85.34 %	1%(100×)	111,901
ResNet18-v2	83.23 %	0.1%(1000×)	12,058
ResNet18-v3	77.64 %	0.024%(4156×)	2,688

4.1 Comparison with state-of-the-art method

To the best of our knowledge, there is no work which is directly related to the proposed approach on restricting the information redundancy during networks training. The most close work we can find is proposed for networks compressions by pruning in which the DeepCompress [11] is the one of the most popular methods. Although there are a few newer methods such as [5, 21, 23, 34?] were proposed, their advantage on compress rate is not very obvious and almost all of them are working on networks pre-trained on large datasets, which makes the comparisons become very expensive considering our computation resource. We, therefore, compare the compress rate of proposed approach to the one of DeepCompress [11] on MINIST dataset [17]. The compression results are shown in Table 1. The proposed approach achieves much higher compress rate without obvious decrease in top-1 accuracy. For example, in LeNet300-v1, the proposed approach achieves 112× compress rate with less than 1% of cost in top1-accuracy. And it achieves 1110 × compress rate in LeNet5 without only 2% of top1-accuracy decrease, which is much higher than the DeepCompress[11] as well

as those following works [5, 21, 23, 34?]. In addition, it should be noted that the deepCompress [11] utilized quantization and huffman coding to increase the compress rate. In LeNet5 which contains 431K parameters, the actual number of non-zero parameters kept in DeepCompress [11] is around 34K, while in the proposed approach, only 7668 non-zero parameters are remained. Moreover, in LeNet-v2, only 776 parameters are kept in the network which achieves 97.52% in top-1 accuracy cost. Even the parameters of bias in layers are also included, the total number of parameters only increase to $776 + 580 = 1356$ which is still a promising result. Unfortunately, both the LeNet300 and LeNet5 are quite simple architectures and MINIST dataset is also not a very challenge dataset. In order to thoroughly evaluate the proposed approach, we further applied the proposed frequency regularization in various state-of-the-art network architectures in the remaining sections.

4.2 Image classification

Image classification has been studied for decades in computer vision. There are a lot of excellent architectures have been proposed in this field. Therefore, we evaluate the performance of the proposed frequency regularization on Alexnet [16], VGG16 [30] and ResNet18 [12]. During evaluation, the cifar10 dataset [15] is used for training and testing. All the network architectures are directly cited from authors or popular implemntation on Github.

The evaluation results are shown in Table 2. The AlexNet-ref which is original Alexnet [16] achieves 76.45% top-1 accuracy. After 99% parameters have been dropped, the AlexNet-v1 achieves 77.44% top-1 accuracy which is a little bit higher than the original one. Such improvement comes from that the tail-dropout can be considered as a regularization to prevent network from overfitting just like the dropout layer. When only 0.1% of parameters are kept in the frequency domain, the AlexNet-v2 has 66.95% in top-1 accuracy, and the compress rate becomes 1000 \times , which is the a promising result. Moreover, in the extreme condition where only 1408 non-zero parameters are kept in the AlexNet, the AlexNet-v4 still achieves 53.87%. We further applied the network on the half float condition, and the AlexNet-v5 consists of 1408 float16 numbers achieves 53.97% at the condition that the compress rate inrease to 81029 \times , which is a very interesting discover. Similar situation also shown in VGG16 and ResNet18 in which 99% of parameters in frequency domain can be dropped without obvious top1 accuracy decrease. In particular, the ResNet18-v3 with only 2688 parameters achieves 77.64% which is even higher than the original AlexNet-ref with 57M parameters. It is clearly demonstrated that the information redundancy inside networks can be well restricted by the proposed frequency regularization. One thing should be noted that we didn't apply tuning techniques during evaluation with the considertion of training time, , the accuracy scores can be higher once some training techniques such as dynamic learning rate or data argumentation is utilized. In addition, the half float technique seems didn't work for VGG and ResNet, their accuracy directly decrease to 10% once the networks parameters are convert to float16. One possible reaons maybe the batch normalization layers included in these networks, since the sigma variables in normalization usually require high accurate floating computation.

However, the resolution of images in CIFAR10 is not very high, which may raise a concern that the proposed frequency regularization only works well on small images. We therefore, evaluate the proposed frequency on UNet on high resolution images segmentation.

Table 3: The evaluation of the proposed frequency regularization on UNet for image segmentation tasks using Carvana Image Masking Challenge dataset [13].

	Dice Score	Compress Rate	Number of Parameters
UNet-ref	99.13 %	100%(1 \times)	31,043,586
UNet-v1	99.51 %	1%(100 \times)	310,960
UNet-v2	99.37 %	0.1%(1000 \times)	31,096
UNet-v3	98.86 %	0.0047%(21146 \times)	2,936(float16)

4.3 Image Segmentation

After a comprehensive literature, there are limit number of methods focus on pruning or compressing segmentation networks. One reaons maybe the sense that the information redundancy for segmentation networks shall be lower than the image classification networks. However, the proposed frequency regularization is supposed to work well on any features related to images and segmentation networks should be one of it. We thus evaluate the proposed frequency regularization on UNet on Carvana Image Masking Challenge dataset [13], which is a popular dataset for segmentation challenge in Kaggle competitions. In partuclar, the Dice Score value is used for evaluation. The evaluation results are shown in Table 3.

Compare to image classification networks, the UNet only contains convolution layers with on bias which are more suitable for the proposed frequency regularization. Therefore, we test the UNet on the extreme condition in which every convolution layer only contain 128 parameters. As shwon in Table 3, the orignal UNet contains 31M of parameters achieves 99.31% Dice score. Once over 99% parameters have been dropped in the frequency domain, the UNet-v1 achieves 99.51 % of Dice score. Moreover, when only 128 parameters are kept in every convolution layer, the UNet-v3 achieves promising results with 98.86% of Dice score. This is a unbeleive result, a UNet with only 2936 float16 parameters can achieves 98.86% of dice score on Carvana Image Masking Challenge dataset. It should be noted that, there are over 4000 images with 959×460 resolution which is much higher than the resolutions of images in CIFAR10 [15]. We double check the non-zero parameters of in every layer in UNet to make sure this conclusion is correct. We also demonstrate the segmentation results of the testing images, which is shown in Fig. 2.

4.4 Image Generation

Image generation networks such as generative adversarial network (GAN) and variational autoencoder (VAE) are actually not very suitable for the proposed frequency regularization, since what has been learned by these are networks are claimed as distribution information. But these distributions are still related to images, we thus also evaluated the proposed frequency on generative adversarial




Figure 2: The segmentation results of UNet parameters restricted by the proposed frequency domain, over 99.99% parameters are dropped, Carvana Image Masking Challenge dataset [13].

network and variational autoencoder. Since both networks usually requires long time for training, we used the MINIST dataset during evaluation. We first applied the frequency regularization on GAN. As shown in Table 4, the proposed approach achieves similar FID value when 99% of parameters are dropped compared to the original GAN networks. The generated images are also demonstrated on Fig. 3, where the images generated from the GAN with the proposed frequency are similar to the original GAN. We also evaluate the proposed frequency regularization on the VAE. Since the VAE we used is the most simplest version in which only two fully connected layers in their encoder and three fully connected layers in their decoder, we there only drop 90% of parameters for VAE. The visual results are shown in Fig. 4. During the training of VAE and GAN with or without the proposed frequency regularization, we stop the training once the visual results look good. Actually, with more training epochs, the quality of generated images can be better.

Table 4: The evaluation of the proposed frequency regularization on generative adversarial network (GAN) and variational autoencoder (VAE).

	Fid value	Compress Rate	Number of Parameters
GAN-ref	244	100%(1×)	6,338,176
GAN-fr1	248	1.02%(98 ×)	64,383
VAE-ref	81	100%(1×)	971,200
VAE-fr1	94	10%(10×)	97,134

4.5 Limitation and Future Work

The proposed frequency regularization is based on the assumption that high frequency component is unimportant, it may not work well on the tensors of parameters which are not related to images. This disadvantage can be seen on the comparison between the evaluations on image segmentation in Section 4.3 and image generation in Section 4.4, where the parameters in generation networks can not be dropped to much. In addition, although the parameter of proposed approach is in frequency domain. It still needs to be converted into spatial domain for convolution operations. This leads to an extract




Figure 3: The comparisons between images generated by original GAN network and GAN with our frequency regularization in which over 99% of parameters are dropped.




Figure 4: The comparisons between images generated by original VAE network and VAE with our frequency regularization in which over 90% of parameters are dropped.

memory cost during networks training. However, once the networks have been well-trained, a high compress rate can be achieved which is very useful for networks transmission on Internet. Such memory cost is not existed during testing, since the networks needs only to be unpack once. Since around 99% of parameters in networks restricted by the proposed frequency regularization can be dropped, it is highly possible to speed-up the network inference which will be the next direction of our research.

5 CONCLUSION

In this paper, we proposed the frequency regularization to restrict the information redundancy of convolutional neural networks devised for computer vision tasks. The proposed regularization maintains the tensors of parameters in frequency domain in which the high frequency component can be dropped. During training, the tail part of tensors are dropped first then input into the inverse discrete cosine transform to reconstruct the spatial tensors which are used for convolution operations. In particular, the dynamic tail-dropout strategy is proposed to improve the stability of network training. We applied the proposed frequency regularization in various state-of-the-art network architectures for evaluation. Comprehensive experiments demonstrate that from 90% to 99.99% of parameters in convolutional networks on frequency domain can be dropped. It demonstrates the promising ability of the proposed frequency regularization to

restrict the information redundancy of convolutional neural networks in computer vision tasks.

REFERENCES

- [1] Mark Buckler, Neil Adit, Yuwei Hu, Zhiru Zhang, and Adrian Sampson. 2021. Dense Pruning of Pointwise Convolutions in the Frequency Domain. *arXiv preprint arXiv:2109.07707* (2021). arXiv:2109.07707
- [2] Hanting Chen, Yunhe Wang, Han Shu, Yehui Tang, Chunjing Xu, Boxin Shi, Chao Xu, Qi Tian, and Chang Xu. 2020. Frequency Domain Compact 3d Convolutional Neural Networks. In *Proceedings of the IEEE/CVF Conference on Computer Vision and Pattern Recognition*. 1641–1650.
- [3] Wenlin Chen, James Wilson, Stephen Tyree, Kilian Q Weinberger, and Yixin Chen. 2016. Compressing Convolutional Neural Networks in the Frequency Domain. In *Proceedings of the 22nd ACM SIGKDD International Conference on Knowledge Discovery and Data Mining*. 1475–1484.
- [4] Yaosen Chen, Renshuang Zhou, Bing Guo, Yan Shen, Wei Wang, Xuming Wen, and Xinhua Suo. 2023. Discrete Cosine Transform for Filter Pruning. *Applied Intelligence* 53, 3 (2023), 3398–3414.
- [5] Karol Chełmiński and Paweł Wawrzyński. 2020. DCT-Conv: Coding filters in convolutional networks with Discrete Cosine Transform. In *2020 International Joint Conference on Neural Networks (IJCNN)*. 1–6. <https://doi.org/10.1109/IJCNN48605.2020.9207103>
- [6] Adrià Ciurana, Albert Mosella-Montoro, and Javier Ruiz-Hidalgo. 2019. Hybrid Cosine Based Convolutional Neural Networks. *arXiv preprint arXiv:1904.01987* (2019). arXiv:1904.01987
- [7] Alexey Dosovitskiy, Lucas Beyer, Alexander Kolesnikov, Dirk Weissenborn, Xiaohua Zhai, Thomas Unterthiner, Mostafa Dehghani, Matthias Minderer, Georg Heigold, Sylvain Gelly, Jakob Uszkoreit, and Neil Houlsby. 2021. An Image is Worth 16x16 Words: Transformers for Image Recognition at Scale. In *International Conference on Learning Representations*. <https://openreview.net/forum?id=YicbFdNTTy>
- [8] Adam Dziedzic, John Paparrizos, Sanjay Krishnan, Aaron Elmore, and Michael Franklin. 2019. Band-Limited Training and Inference for Convolutional Neural Networks. In *International Conference on Machine Learning*. PMLR, 1745–1754.
- [9] Kfir Goldberg, Stav Shapiro, Elad Richardson, and Shai Avidan. 2020. Rethinking Fun: Frequency-domain Utilization Networks. *arXiv preprint arXiv:2012.03357* (2020). arXiv:2012.03357
- [10] Ian Goodfellow, Yoshua Bengio, and Aaron Courville. 2016. *Deep learning*. MIT press.
- [11] Song Han, Huizi Mao, and William J. Dally. 2016. Deep Compression: Compressing Deep Neural Network with Pruning, Trained Quantization and Huffman Coding. In *4th International Conference on Learning Representations, ICLR 2016, San Juan, Puerto Rico, May 2-4, 2016, Conference Track Proceedings*, Yoshua Bengio and Yann LeCun (Eds.). <http://arxiv.org/abs/1510.00149>
- [12] Kaiming He, Xiangyu Zhang, Shaoqing Ren, and Jian Sun. 2016. Deep residual learning for image recognition. In *Proceedings of the IEEE conference on computer vision and pattern recognition*. 770–778.
- [13] Vladimir Iglovikov and Alexey Shvets. 2018. Terausnet: U-net with vgg11 encoder pre-trained on imagenet for image segmentation. *arXiv preprint arXiv:1801.05746* (2018).
- [14] Shuai Jia, Chao Ma, Taiping Yao, Bangjie Yin, Shouhong Ding, and Xiaokang Yang. 2022. Exploring Frequency Adversarial Attacks for Face Forgery Detection. In *Proceedings of the IEEE/CVF Conference on Computer Vision and Pattern Recognition*. 4103–4112.
- [15] Alex Krizhevsky, Geoffrey Hinton, et al. 2009. Learning multiple layers of features from tiny images. (2009).
- [16] Alex Krizhevsky, Ilya Sutskever, and Geoffrey E. Hinton. 2017. ImageNet Classification with Deep Convolutional Neural Networks. *Commun. ACM* 60, 6 (may 2017), 84–90. <https://doi.org/10.1145/3065386>
- [17] Yann LeCun, Léon Bottou, Yoshua Bengio, and Patrick Haffner. 1998. Gradient-based learning applied to document recognition. *Proc. IEEE* 86, 11 (1998), 2278–2324.
- [18] Rui Lin, Jie Ran, Dongpeng Wang, King Hung Chiu, and Ngai Wong. 2022. EZCrop: Energy-Zoned Channels for Robust Output Pruning. In *Proceedings of the IEEE/CVF Winter Conference on Applications of Computer Vision*. 19–28.
- [19] Zhenhua Liu, Jizheng Xu, Xiulin Peng, and Ruiqin Xiong. 2018. Frequency-Domain Dynamic Pruning for Convolutional Neural Networks. *Advances in neural information processing systems* 31 (2018).
- [20] Cheng Luo, Qinliang Lin, Weicheng Xie, Bizhu Wu, Jinheng Xie, and Linlin Shen. 2022. Frequency-Driven Imperceptible Adversarial Attack on Semantic Similarity. In *Proceedings of the IEEE/CVF Conference on Computer Vision and Pattern Recognition*. 15315–15324.
- [21] Jian-Hao Luo, Hao Zhang, Hong-Yu Zhou, Chen-Wei Xie, Jianxin Wu, and Weiyao Lin. 2019. ThiNet: Pruning CNN Filters for a Thinner Net. *IEEE Transactions on Pattern Analysis and Machine Intelligence* 41, 10 (2019), 2525–2538. <https://doi.org/10.1109/TPAMI.2018.2858232>
- [22] Yuxi Mi, Yuge Huang, Jiazhen Ji, Hongquan Liu, Xingkun Xu, Shouhong Ding, and Shuigeng Zhou. 2022. DuetFace: Collaborative Privacy-Preserving Face Recognition via Channel Splitting in the Frequency Domain. In *Proceedings of the 30th ACM International Conference on Multimedia (Lisboa, Portugal) (MM '22)*. Association for Computing Machinery, New York, NY, USA, 6755–6764. <https://doi.org/10.1145/3503161.3548303>
- [23] Shaoqing Ren, Kaiming He, Ross Girshick, Xiangyu Zhang, and Jian Sun. 2017. Object Detection Networks on Convolutional Feature Maps. *IEEE Transactions on Pattern Analysis and Machine Intelligence* 39, 7 (2017), 1476–1481. <https://doi.org/10.1109/TPAMI.2016.2601099>
- [24] Hochang Rhee, Yeong Il Jang, Seyun Kim, and Nam Ik Cho. 2022. LC-FDNet: Learned Lossless Image Compression with Frequency Decomposition Network. In *Proceedings of the IEEE/CVF Conference on Computer Vision and Pattern Recognition*. 6033–6042.
- [25] Oren Rippel, Jasper Snoek, and Ryan P Adams. 2015. Spectral Representations for Convolutional Neural Networks. *Advances in neural information processing systems* 28 (2015).
- [26] Nikhil Saldanha, Silvia L Pinteá, Jan C van Gemert, and Nergis Tomen. 2021. Frequency Learning for Structured CNN Filters with Gaussian Fractional Derivatives. *arXiv preprint arXiv:2111.06660* (2021). arXiv:2111.06660
- [27] Zhuang Shao, Xiaoliang Chen, Li Du, Lei Chen, Yuan Du, Wei Zhuang, Huadong Wei, Chenjia Xie, and Zhongfeng Wang. 2021. Memory-Efficient CNN Accelerator Based on Interlayer Feature Map Compression. *IEEE Transactions on Circuits and Systems I: Regular Papers* 69, 2 (2021), 668–681.
- [28] Yubo Shi, Meiqi Wang, Siyi Chen, Jinghe Wei, and Zhongfeng Wang. 2021. Transform-Based Feature Map Compression for Cnn Inference. In *2021 IEEE International Symposium on Circuits and Systems (ISCAS)*. IEEE, 1–5.
- [29] Weibo Shu, Jia Wan, Kay Chen Tan, Sam Kwong, and Antoni B Chan. 2022. Crowd Counting in the Frequency Domain. In *Proceedings of the IEEE/CVF Conference on Computer Vision and Pattern Recognition*. 19618–19627.
- [30] Karen Simonyan and Andrew Zisserman. 2015. Very Deep Convolutional Networks for Large-Scale Image Recognition. In *International Conference on Learning Representations*.
- [31] Matej Ulicny, Vladimir A Krylov, and Rozenn Dahyot. 2019. Harmonic Networks for Image Classification. In *British Machine Vision Conference (BMVC)*. British Machine Vision Association.
- [32] Jingye Wang, Ruoyi Du, Dongliang Chang, Kongming Liang, and Zhanyu Ma. 2022. Domain Generalization via Frequency-Domain-Based Feature Disentanglement and Interaction. In *Proceedings of the 30th ACM International Conference on Multimedia (Lisboa, Portugal) (MM '22)*. Association for Computing Machinery, New York, NY, USA, 4821–4829. <https://doi.org/10.1145/3503161.3548267>
- [33] Yunhe Wang, Chang Xu, Chao Xu, and Dacheng Tao. 2017. Beyond Filters: Compact Feature Map for Portable Deep Model. In *International Conference on Machine Learning*. PMLR, 3703–3711.
- [34] Yunhe Wang, Chang Xu, Chao Xu, and Dacheng Tao. 2019. Packing Convolutional Neural Networks in the Frequency Domain. *IEEE Transactions on Pattern Analysis and Machine Intelligence* 41, 10 (2019), 2495–2510. <https://doi.org/10.1109/TPAMI.2018.2857824>
- [35] Yunhe Wang, Chang Xu, Shan You, Dacheng Tao, and Chao Xu. 2016. CNNpack: Packing Convolutional Neural Networks in the Frequency Domain. In *Advances in Neural Information Processing Systems*, D. Lee, M. Sugiyama, U. Luxburg, I. Guyon, and R. Garnett (Eds.), Vol. 29. Curran Associates, Inc. https://proceedings.neurips.cc/paper_files/paper/2016/file/3636638817772e42b59d74cf571fb3-Paper.pdf
- [36] Yunhe Wang, Chang Xu, Shan You, Dacheng Tao, and Chao Xu. 2016. Cnnpack: Packing Convolutional Neural Networks in the Frequency Domain. *Advances in neural information processing systems* 29 (2016).
- [37] Zhenyu Wang, Hao Luo, Pichao Wang, Feng Ding, Fan Wang, and Hao Li. 2022. VTC-LFC: Vision Transformer Compression with Low-Frequency Components. *Advances in Neural Information Processing Systems* 35 (Dec. 2022), 13974–13988.
- [38] K. Xu, M. Qin, F. Sun, Y. Wang, Y. Chen, and F. Ren. 2020. Learning in the Frequency Domain. In *2020 IEEE/CVF Conference on Computer Vision and Pattern Recognition (CVPR)*. IEEE Computer Society, Los Alamitos, CA, USA, 1737–1746. <https://doi.org/10.1109/CVPR42600.2020.00181>
- [39] Chen Zhang, Yinghao Xu, and Yujun Shen. 2021. Compconv: A Compact Convolution Module for Efficient Feature Learning. In *Proceedings of the IEEE/CVF Conference on Computer Vision and Pattern Recognition*. 3012–3021.
- [40] Shuo Zhang, Mingqi Gao, Qiang Ni, and Jungong Han. 2023. Filter Pruning with Uniqueness Mechanism in the Frequency Domain for Efficient Neural Networks. *Neurocomputing* 530 (2023), 116–124.
- [41] Tiesong Zhao, Weize Feng, Hongji Zeng, Yiwen Xu, Yuzhen Niu, and Jiaying Liu. 2022. Learning-Based Video Coding with Joint Deep Compression and Enhancement. In *Proceedings of the 30th ACM International Conference on Multimedia (Lisboa, Portugal) (MM '22)*. Association for Computing Machinery, New York, NY, USA, 3045–3054. <https://doi.org/10.1145/3503161.3548314>
- [42] Yijie Zhong, Bo Li, Lv Tang, Senyun Kuang, Shuang Wu, and Shouhong Ding. 2022. Detecting Camouflaged Object in Frequency Domain. In *Proceedings of the*

- IEEE/CVF Conference on Computer Vision and Pattern Recognition*. 4504–4513.
- [43] Man Zhou, Jie Huang, Chongyi Li, Hu Yu, Keyu Yan, Naishan Zheng, and Feng Zhao. 2022. Adaptively Learning Low-High Frequency Information Integration

for Pan-Sharpener. In *Proceedings of the 30th ACM International Conference on Multimedia (Lisboa, Portugal) (MM '22)*. Association for Computing Machinery, New York, NY, USA, 3375–3384. <https://doi.org/10.1145/3503161.3547924>