

© 2024 IEEE. Personal use of this material is permitted. Permission from IEEE must be obtained for all other uses, in any current or future media, including reprinting/republishing this material for advertising or promotional purposes, creating new collective works, for resale or redistribution to servers or lists, or reuse of any copyrighted component of this work in other works.

# Gradient-Based Distributed Controller Design Over Directed Networks

Yuto Watanabe, *Student Member, IEEE*, Kazunori Sakurama, *Member, IEEE*, and Hyo-Sung Ahn, *Senior Member, IEEE*

**Abstract**—In this study, we propose a design methodology of distributed controllers for multi-agent systems on a class of directed interaction networks by extending the gradient-flow method. Although the gradient-flow method is a common design tool for distributed controllers, it is inapplicable to directed networks. First, we demonstrate how to construct a distributed controller for systems over a class of time-invariant directed graphs. Subsequently, we establish better convergence properties and performance enhancement than the conventional gradient-flow method. To illustrate its application in time-varying networks, we address the dynamic matching problem of two distinct groups of agents with different sensing ranges. This problem is a novel coordination task that involves pairing agents from two distinct groups to achieve a convergence of the paired agents' states to the same value. Accordingly, we apply the proposed method to this problem and provide sufficient conditions for successful matching. Lastly, numerical examples for systems on both time-invariant and time-varying networks demonstrate the effectiveness of the proposed method.

## I. INTRODUCTION

Owing to the advancement of information technology and the increase of large-scale systems, distributed control in multi-agent systems has garnered significant attention. This control strategy attempts to steer a multi-agent system towards a desired state through local information exchange, thereby increasing the system's scalability and fault tolerance. Because of these advantages, distributed control has been an important subject of extensive research for decades.

One of the most prevalent tools for designing distributed controllers is the gradient-flow method. For decades, this method has been actively utilized in many studies on distributed control of single integrators, e.g., [1]–[8]. This approach involves designing an objective function such that its gradient can be calculated in a distributed manner with the desired task achieved at its minimum points (or critical points). This method has good convergence properties not only for nonlinear systems [9] but also for hybrid systems [10]–[12]. Remarkably, the gradient-flow method provides a systematic design paradigm [6]–[8] for distributed controllers

for various tasks by driving the states of agents into a designed set in which their task is achieved. Additionally, controller design strategies based on relative measurements via sensing have been developed for this method in [4], [7], [8]. For example, the gradient-flow method can be implemented for formation control problems [7], [8] with only relative positions obtained by sensors (e.g., LiDAR). Nevertheless, the gradient-flow method is not directly applicable to multi-agent systems over directed networks in general although directed graphs can express heterogeneity of the agents' specifications and asymmetric information flow, which often appear in practical applications. This is because unidirectional and bidirectional edges are not distinguished in scalar-valued objective functions, which inhibits the distributedness of the gradient-based controllers. Although distributed gradient-based control methods over directed graphs have been presented in [13]–[20], their target tasks and graphs are limited to fairly simple ones, e.g., consensus, distance-based formation control, cycle graphs. To the best of the authors' knowledge, no prior study has successfully extended the gradient-flow method to directed graphs, which complicates the systematic design of distributed controllers over directed graphs.

This study proposes a distributed controller design methodology for multi-agent systems over a class of directed graphs by extending the gradient-flow method. First, we define a target class of time-invariant directed graphs, which can express agents' different information-gathering abilities, two-layered leader-follower structures, and so forth. Next, we present a design methodology of distributed controllers based on the gradient-flow method with a simple modification that enhances the performance. Subsequently, we analyze its convergence properties and conduct numerical experiments of distance-based formation control. Furthermore, as an application to time-varying networks, we consider the dynamic matching problem of two groups of agents with different sensing ranges. This problem is a novel coordination task, in which agents autonomously determine their matching partners while moving with local information to meet their partners positionally. Possible applications of the dynamic matching problem include cooperation among multiple UAVs and UGVs [21], [22] and docking control of two teams of spacecraft [23]. In this task, we consider the directed proximity graph derived from two different sensing ranges as the sensing network. Finally, through convergence analysis and numerical experiments, we demonstrate the effectiveness of the proposed method.

The key contributions of this paper are as follows: (i) We propose an extension of the gradient-flow method to

Yuto Watanabe and Kazunori Sakurama are with the Department of Systems Science, Graduate School of Informatics, Kyoto University, Yoshida-Honmachi, Sakyo-ku, Kyoto 606-8501, Japan, [y-watanabe@sys.i.kyoto-u.ac.jp](mailto:y-watanabe@sys.i.kyoto-u.ac.jp), [sakurama@i.kyoto-u.ac.jp](mailto:sakurama@i.kyoto-u.ac.jp).

Hyo-Sung Ahn is with the School of Mechanical Engineering, Gwangju Institute of Science and Technology (GIST), 123 Cheomdan-gwagiro, Buk-gu, Gwangju, 500-712 KOREA, [hyosung@gist.ac.kr](mailto:hyosung@gist.ac.kr).

This work was supported in part by JSPS KAKENHI Grant Numbers 21H01352, 22H01511, and the project of Theory of Innovative Mechanical Systems, collaborated by Kyoto University and Mitsubishi Electric Corporation.

directed graphs while preserving important properties of the original gradient-flow method. By utilizing unidirectional edges neglected in the gradient-flow method, we provide a theoretical guarantee of performance enhancement. The class of directed graphs includes two layered leader-follower graphs and directed proximity graphs with two different sensing ranges. Moreover, the proposed method can be implemented with the same sensor or communication devices as the original gradient-flow method. Note that one can deal with more general directed graphs, e.g., hierarchical graphs, by interconnecting systems with the proposed controller. Moreover, by combining the proposed method with existing results on the gradient-flow method over directed graphs [17]–[20], the class assumed in this paper can be relaxed.

(ii) The developed methodology can be applied to a broad range of tasks over directed graphs. In the existing gradient-flow controllers over directed graphs in [16], [18]–[20], their applicable tasks are limited to simple ones, such as consensus and distance-based formation control. (iii) We demonstrate the applicability of the proposed method to a directed proximity graph with two different visions and subsequently show that it outperforms an existing method in numerical experiments. While most existing studies have been dedicated to undirected proximity graphs [24]–[28], a few works treat directed proximity graphs for specific tasks, e.g., connectivity maintenance [29], [30] and navigation with collision avoidance [31]. This study enables directed proximity graphs with two sensing ranges for various tasks.

This research is based on the conference paper of the authors [32]. The additional contents are as follows: (i) Further discussions, including additional theoretical results and the proofs of all theorems and lemmas. (ii) New simulation results of distance-based formation control.

The remainder of this paper is organized as follows. In Section II, preliminaries are presented. Section III provides a problem setting and formulates the main problem. In Section IV, a distributed controller design methodology is developed for multi-agent systems over a class of directed graphs, and the favorable convergence properties are presented as a solution to the target problem. Additionally, numerical examples of distance-based formation control demonstrate a nice performance of the proposed method. Next, in Section V, as an application to time-varying graphs, we apply the proposed method to the dynamic matching problem of two agent groups with different sensing ranges and then highlight the effectiveness of the proposed method via convergence analysis and numerical experiments. Finally, Section VI concludes the paper.

## II. PRELIMINARIES

### A. Notations and Definitions

Let  $\mathbb{R}$  and  $\mathbb{R}_+$  be the sets of real numbers and positive real numbers, respectively. Let  $|\cdot|$  be the number of elements in a countable finite set and  $\|\cdot\|$  represent the Euclidean and Frobenius norms of a vector and matrix, respectively. For finite countable sets  $\mathcal{A}, \mathcal{B}$  such that  $|\mathcal{A}| \leq |\mathcal{B}|$ ,  $\Pi(\mathcal{A}, \mathcal{B})$  denotes the set of all one-to-one functions from  $\mathcal{A}$  to  $\mathcal{B}$ .

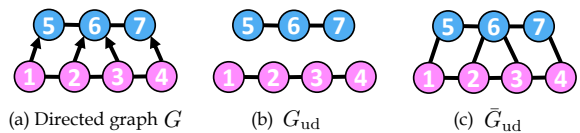


Fig. 1: Examples of directed graph  $G$  satisfying Assumption 1 in Example 2, undirected graph  $G_{\text{ud}}$  with the set of bidirectional edges in  $G$ , and undirected graph  $\bar{G}_{\text{ud}}$  with  $\bar{\mathcal{E}}_{\text{ud}}$  in (1). This graph  $G$  has a leader-follower structure.

For functions  $f_1, \dots, f_n : \mathbb{R}^{d \times n} \rightarrow \mathbb{R}^d$  of a matrix variable  $X \in \mathbb{R}^{d \times n}$  and a set  $\mathcal{I} \subset \{1, \dots, n\}$ , let  $[f_j(X)]_{j \in \mathcal{I}} \in \mathbb{R}^{d \times |\mathcal{I}|}$  be the collection of  $f_j(X)$  corresponding to the indices of  $\mathcal{I}$ , i.e.,  $[f_j(X)]_{j \in \mathcal{I}} = [f_{i_1}(X), \dots, f_{i_{|\mathcal{I}|}}(X)]$ , where  $i_1, \dots, i_{|\mathcal{I}|} \in \mathcal{I}$  satisfy  $1 \leq i_1 < \dots < i_{|\mathcal{I}|} \leq n$ . For  $X$  and a set  $\mathcal{T} \subset \mathbb{R}^{d \times n}$ , their distance is defined as  $\text{dist}(X, \mathcal{T}) = \inf_{Y \in \mathcal{T}} \|X - Y\|$ . For a differentiable function  $V : \mathbb{R}^{d \times n} \rightarrow \mathbb{R}$  of  $X = [x_1, \dots, x_i, \dots, x_n] \in \mathbb{R}^{d \times n}$ , let  $\nabla_i V(X) = \partial V / \partial x_i(X)$ . For a nonnegative function  $V : \mathbb{R}^{d \times n} \rightarrow \mathbb{R}$  and  $\rho > 0$ , the set  $L_V(\rho) = \{X \in \mathbb{R}^{d \times n} : V(X) \leq \rho\}$  is called the *level set* of  $V$  with respect to  $\rho$ . If  $V(X) \rightarrow \infty$  holds as  $\|X\| \rightarrow \infty$ , then  $V(X)$  is said to be *radially unbounded*. For a function  $f : \mathbb{R}^{d \times n} \rightarrow \mathbb{R}^l$ , the zero set of  $f(\cdot)$  is represented by  $f^{-1}(0) = \{X \in \mathbb{R}^{d \times n} : f(X) = 0\}$ .

### B. Graph Theory

In this subsection, we provide graph-theoretic concepts. Consider a graph  $G = (\mathcal{N}, \mathcal{E})$  with a node set  $\mathcal{N} = \{1, \dots, n\}$  and an edge set  $\mathcal{E}$  comprising pairs  $(i, j)$  of nodes  $i, j \in \mathcal{N}$ . For an edge  $(i, j)$ , we refer to  $i$  and  $j$  as the *tail* and the *head*, respectively. In graph  $G$ , if both  $(i, j)$  and  $(j, i)$  are contained in  $\mathcal{E}$ , each  $(i, j), (j, i)$  is an *bidirectional edge* of  $G$ . On the other hand, if  $(i, j) \in \mathcal{E}$  but  $(j, i) \notin \mathcal{E}$ , then  $(i, j)$  is a *unidirectional edge* of  $G$ . If all edges of  $G$  are bidirectional,  $G$  is said to be an *undirected graph*. Otherwise, we call  $G$  a *directed graph*. Let  $\mathcal{E}_{\text{ud}} (\subset \mathcal{E})$  be the set of all the bidirectional edges and  $\mathcal{E}_{\text{di}} (\subset \mathcal{E})$  be that of all the unidirectional edges. We define the undirected graph  $G_{\text{ud}}$  as  $G_{\text{ud}} = (\mathcal{N}, \mathcal{E}_{\text{ud}})$ , which is obtained by removing all the unidirectional edges of  $G$ . In contrast, we define the undirected graph  $\bar{G}_{\text{ud}}$  as  $\bar{G}_{\text{ud}} = (\mathcal{N}, \bar{\mathcal{E}}_{\text{ud}})$  with

$$\bar{\mathcal{E}}_{\text{ud}} = \mathcal{E} \cup \{(i, j) : (j, i) \in \mathcal{E}_{\text{di}}\}, \quad (1)$$

which is obtained by replacing all unidirectional edges of  $G$  with bidirectional ones.

*Example 1:* Consider the directed graph  $G$  in Fig. 1a, where the arrows and lines correspond to unidirectional and bidirectional edges, respectively. We obtain  $\mathcal{E}_{\text{di}} = \{(1, 5), (2, 6), (3, 6), (4, 7)\}$  and  $\mathcal{E}_{\text{ud}} = \mathcal{E} \setminus \mathcal{E}_{\text{di}}$ . Hence, the undirected graph  $G_{\text{ud}}$  can be obtained by removing all the unidirectional edges  $\mathcal{E}_{\text{di}}$  of  $G$  as Fig. 1b. Meanwhile, Fig. 1c shows  $\bar{G}_{\text{ud}} = (\mathcal{N}, \bar{\mathcal{E}}_{\text{ud}})$ , where  $\bar{\mathcal{E}}_{\text{ud}} = \mathcal{E} \cup \{(5, 1), (6, 2), (6, 3), (7, 4)\}$  holds from (1). Thus, by changing the unidirectional edges in  $G$  into bidirectional edges,  $\bar{G}_{\text{ud}}$  can be obtained.

For  $i \in \mathcal{N}$ , let  $\mathcal{N}_i(G) \subset \mathcal{N}$  be the *neighbor set* of node  $i$  over  $G = (\mathcal{N}, \mathcal{E})$ , defined as  $\mathcal{N}_i(G) = \{j \in \mathcal{N} : (i, j) \in \mathcal{E}\}$ .

For  $\delta > 0$  and a matrix  $X = [x_1, \dots, x_n] \in \mathbb{R}^{d \times n}$ , we define a  $\delta$ -*proximity graph* as  $G_\delta(X) = (\mathcal{N}, \mathcal{E}_\delta(X))$  with

$$\mathcal{E}_\delta(X) = \{(i, j) : \|x_i - x_j\| \leq \delta, i, j \in \mathcal{N}, i \neq j\}. \quad (2)$$

Note that this graph is undirected.

For an undirected graph  $G$ , we consider a set  $\mathcal{C} \subset \mathcal{N}$ . For  $\mathcal{C}$  and  $\mathcal{E}$ , let  $\mathcal{E}|_{\mathcal{C}}$  denote the subset of  $\mathcal{E}$  defined as  $\mathcal{E}|_{\mathcal{C}} = \{(i, j) \in \mathcal{E} : i, j \in \mathcal{C}\}$ . We call  $G|_{\mathcal{C}} = (\mathcal{C}, \mathcal{E}|_{\mathcal{C}})$  a subgraph induced by  $\mathcal{C}$ . If  $G|_{\mathcal{C}}$  is complete,  $\mathcal{C}$  is called a *clique* in  $G$ . If a clique  $\mathcal{C}$  is not contained by any other cliques,  $\mathcal{C}$  is said to be *maximal*. Let  $\text{clq}(G)$  be the set of all the maximal cliques in  $G$ . For  $i \in \mathcal{N}$ , we define  $\text{clq}_i(G)$  as  $\text{clq}_i(G) = \{\mathcal{C} \in \text{clq}(G) : i \in \mathcal{C}\}$ , which represents the set of maximal cliques containing  $i$ .

### III. PROBLEM SETTING

In this study, we address a controller design problem for a multi-agent system of single integrators over a certain class of directed graph  $G$  based on the gradient-flow method, which is applicable to only undirected graphs in general. Let  $G_{\text{ud}}$  be the undirected graph consisting of only the bidirectional edges of  $G$ , and let  $V_{\text{ud}}(X)$  be an objective function such that the gradient-flow controller

$$\dot{x}_i = -\nabla_i V_{\text{ud}}(X) \quad (3)$$

is distributed with respect to  $G_{\text{ud}}$ , where  $X = [x_1, \dots, x_n]$  and  $x_1, \dots, x_n$  are the states of the agents. Then, the controller (3) is also distributed with respect to  $G$ . Now, we consider the control objective is to enforce  $X$  to converge to the set of desirable states, represented by  $\mathcal{T}$ . Then, the set  $\nabla V_{\text{ud}}^{-1}(0)$  of equilibrium points of (3) generally contains undesirable states, represented by  $\nabla V_{\text{ud}}^{-1}(0) \setminus \mathcal{T}$ . We can expect to reduce the undesirable equilibrium points by using unidirectional edges, ignored in (3). We will formulate this problem as designing a distributed controller such that its equilibrium set  $\Omega$  satisfies

$$\mathcal{T} \subset \Omega \subset \nabla V_{\text{ud}}^{-1}(0), \quad (4)$$

and important properties of the gradient-flow methods are preserved, e.g., the global convergence to an equilibrium point and local attractiveness of the set  $\mathcal{T}$ . Note that when (4) holds, the designed controller can perform better than the gradient-flow method because the size of the undesired equilibrium points  $\Omega \setminus \mathcal{T}$  of the former is smaller than that of the latter  $\nabla V_{\text{ud}}^{-1}(0) \setminus \mathcal{T}$ , as shown in Fig. 2.

#### A. Target System

We consider a multi-agent system consisting of  $n$  agents in the  $d$ -dimensional space. Let  $\mathcal{N} = \{1, \dots, n\}$  be the set of agent indices. The dynamics of agent  $i \in \mathcal{N}$  is given as

$$\dot{x}_i(t) = u_i(t), \quad (5)$$

where  $x_i(t) \in \mathbb{R}^d$  and  $u_i(t) \in \mathbb{R}^d$  denote the state and control input, respectively. The communication (or sensing)

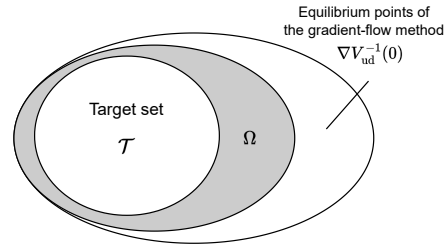


Fig. 2: Sketch of (4) in Problem 1. The undesired equilibrium set  $\Omega \setminus \mathcal{T}$  of the designed controller is expected to be smaller than that of the gradient-flow method  $\nabla V_{\text{ud}}^{-1}(0) \setminus \mathcal{T}$ .

network of the agents is expressed as a time-invariant directed graph  $G = (\mathcal{N}, \mathcal{E})$  with edge set  $\mathcal{E}$ . Agent  $i$  can obtain the states  $x_j, j \in \mathcal{N}_i$  of its neighbors.

Next, we consider a state feedback controller for agent  $i$  with a function  $f_i : \mathbb{R}^{d \times n} \rightarrow \mathbb{R}^d$  as

$$u_i(t) = f_i(X(t)), \quad (6)$$

where  $X(t) = [x_1(t), \dots, x_n(t)] \in \mathbb{R}^{d \times n}$ . Then,  $f_i(X)$  must depend only on the neighboring agents' states, i.e., it must be of the form  $f_i(X) = \hat{f}(x_i, [x_j]_{j \in \mathcal{N}_i(G)})$  with a function  $\hat{f} : \mathbb{R}^{d \times (|\mathcal{N}_i(G)|+1)} \rightarrow \mathbb{R}^d$ . This type of controller is called a *distributed controller* with respect to  $G$ .

In this study, we assume that graph  $G$  satisfies the following assumption. Note that the proposed method can be extended to more general graphs, e.g. hierarchical graphs, in a straightforward way, as shown in Remarks 3 and 4.

*Assumption 1:* Graph  $G$  satisfies  $\mathcal{V}_t \cap \mathcal{V}_h = \emptyset$  for

$$\mathcal{V}_t := \{i \in \mathcal{N} : \exists j \in \mathcal{N} \text{ s.t. } (i, j) \in \mathcal{E}_{\text{di}}\} \quad (7)$$

$$\mathcal{V}_h := \{i \in \mathcal{N} : \exists j \in \mathcal{N} \text{ s.t. } (j, i) \in \mathcal{E}_{\text{di}}\}, \quad (8)$$

where  $\mathcal{E}_{\text{di}}$  is the set of all unidirectional edges in  $\mathcal{E}$ .

Now, set  $\mathcal{V}_t$  comprises the nodes that are tails of unidirectional edges, while  $\mathcal{V}_h$  comprises the nodes that are heads. Thus, this assumption implies that there is no node of  $G$  that is the tail and head of distinct unidirectional edges in  $\mathcal{E}$ . Intuitively, this implies that agents in  $\mathcal{V}_t$  can unilaterally observe those in  $\mathcal{V}_h$ , but not vice versa. In other words, no agent simultaneously becomes a unilateral observer and a unilaterally observed agent. As examples of graphs in Assumption 1, we have leader-follower graphs in Example 2 as well as directed proximity graphs in Section V.

*Example 2:* The directed graph  $G$  in Fig. 1a with a leader-follower structure satisfies Assumption 1. Here, since  $\mathcal{E}_{\text{di}} = \{(1, 5), (2, 6), (3, 6), (4, 7)\}$ , we obtain  $\mathcal{V}_t = \{1, 2, 3, 4\}$  (in pink) and  $\mathcal{V}_h = \{5, 6, 7\}$  (in blue), which satisfy  $\mathcal{V}_t \cap \mathcal{V}_h = \emptyset$ .

#### B. Control Objective

For the multi-agent system in (5), we consider a target set  $\mathcal{T} \neq \emptyset$ , which represents the desired configuration of agents, i.e.,  $x \in \mathcal{T}$  represents the achievement of the desired task. Hence, it is expected to achieve

$$\lim_{t \rightarrow \infty} \text{dist}(X(t), \mathcal{T}) = 0. \quad (9)$$

In the following, we describe (9) as  $X(t) \rightarrow \mathcal{T}$ . If  $f_i(X_0) = 0$  holds for all  $i \in \mathcal{N}$  with (5) and (6),  $X_0 \in \mathbb{R}^{d \times n}$  is said to be an *equilibrium point*. The set  $\mathcal{T}$  is said to be *locally attractive* if there exists an open set  $\mathcal{A}$  containing  $\mathcal{T}$  such that  $X(0) \in \mathcal{A} \Rightarrow X(t) \rightarrow \mathcal{T}$ . In addition, if  $X(t) \rightarrow \mathcal{T}$  holds for any  $X(0) \in \mathbb{R}^{d \times n}$ ,  $\mathcal{T}$  is said to be *globally attractive*.

The gradient-flow method is a conventional tool used to design distributed controllers for multi-agent systems. A controller using this method is designed as

$$f_i(X) = -\nabla_i V(X), \quad (10)$$

where  $V : \mathbb{R}^{d \times n} \rightarrow \mathbb{R}_+ \cup \{0\}$  is a continuously differentiable nonnegative objective function. By assigning  $\nabla V^{-1}(0)$  as  $\mathcal{T} = \nabla V^{-1}(0)$ , we can guarantee  $X(t) \rightarrow \nabla V^{-1}(0) = \mathcal{T}$  by the controller in (10). However, it is usually not possible to choose an objective function such that  $\mathcal{T} = \nabla V^{-1}(0)$  unless  $G_{\text{ud}}$  is sufficiently dense. Instead, we can ensure  $\mathcal{T} \subset \nabla V^{-1}(0)$ , which is a necessary condition of the task achievement. Accordingly, the set  $\nabla V^{-1}(0) \setminus \mathcal{T}$  is an *undesired equilibrium set* of the system given by (5) with (6) and (10). We expect to design  $V(X)$  such that  $\nabla V^{-1}(0) \setminus \mathcal{T}$  is maximally small.

To design a distributed controller via the gradient-flow method,  $V(X)$  needs to satisfy  $\nabla_i V(X) = \hat{f}(x_i, [x_j]_{j \in \mathcal{N}_i(G)})$  for all  $i \in \mathcal{N}$  with a function  $\hat{f} : \mathbb{R}^{d \times (|\mathcal{N}_i(G)|+1)} \rightarrow \mathbb{R}^d$ . Such a function  $V(X)$  is said to be *gradient-distributed* with respect to  $G$ . The controller in (10) with a gradient-distributed  $V(X)$  becomes a distributed controller. The gradient-flow method is, however, mainly for undirected graphs because of the requirement concerning symmetry of the Hessian matrix of  $V(X)$ . One of the strategies to apply the gradient-flow method to directed graphs is to remove all the unidirectional edges. This means considering a new objective function  $V_{\text{ud}}(X)$  that is gradient-distributed with respect to the undirected graph  $G_{\text{ud}} = (\mathcal{N}, \mathcal{E}_{\text{ud}})$  consisting of  $G$ 's bidirectional edges. This strategy forces us to abandon all the information received via unidirectional edges. This poses a question; *is it possible to reflect the information via unidirectional edges in the gradient-flow method with  $V_{\text{ud}}(X)$  to enhance its performance?*

To answer the aforementioned question and circumvent the disadvantage of the gradient-flow method to directed graphs, we address the following problem in this study.

*Problem 1:* Consider a time-invariant directed graph  $G$  satisfying Assumption 1. Consider a function  $V_{\text{ud}} : \mathbb{R}^{d \times n} \rightarrow \mathbb{R}$  that satisfies the following conditions:

- C1)  $V_{\text{ud}}(X)$  is gradient-distributed with respect to the undirected graph  $G_{\text{ud}}$ .
- C2)  $\mathcal{T} \subset \nabla V_{\text{ud}}^{-1}(0)$  is satisfied for the target set  $\mathcal{T}$ .

Then, for the system in (5) with (6), design a distributed controller  $f_i$  for all  $i \in \mathcal{N}$ , such that the set  $\Omega \subset \mathbb{R}^{d \times n}$  of equilibrium points of the system is globally attractive and satisfies (4).

We can construct  $V_{\text{ud}}(X)$  satisfying the conditions C1 and C2 with conventional works such as [1], [4], [6]–[8]. If (4) holds, the performance of the gradient-flow method is enhanced concerning its undesired equilibrium points, as

shown in Fig. 2.

## IV. MAIN RESULT

This section presents a distributed controller for multi-agent systems over the directed graphs satisfying Assumption 1. This methodology can be applied to various tasks, including formation control and dynamic matching.

### A. Controller Design

To design a controller for the target set  $\mathcal{T}$ , we consider the undirected graph  $\bar{G}_{\text{ud}} = (\mathcal{N}, \bar{\mathcal{E}}_{\text{ud}})$  with  $\bar{\mathcal{E}}_{\text{ud}}$  in (1). Let  $\bar{V}_{\text{ud}} : \mathbb{R}^{d \times n} \rightarrow \mathbb{R}$  be an objective function satisfying the following conditions:

- C3)  $\bar{V}_{\text{ud}}$  is gradient-distributed with respect to  $\bar{G}_{\text{ud}} = (\mathcal{N}, \bar{\mathcal{E}}_{\text{ud}})$ .
- C4)  $\mathcal{T} \subset \nabla \bar{V}_{\text{ud}}^{-1}(0)$  holds.

$\bar{V}_{\text{ud}}$  can be designed similarly to designing the function  $V_{\text{ud}}$ . Note that applying the gradient-flow method to  $\bar{V}_{\text{ud}}(X)$  directly is generally impossible because  $\bar{V}_{\text{ud}}(X)$  is not gradient-distributed with respect to  $G$ .

Our goal in controller design is to improve the performance of the baseline gradient-flow method in (10) with  $V(X) = V_{\text{ud}}(X)$  in the sense of (4) by utilizing unidirectional edges and the function  $\bar{V}_{\text{ud}}(X)$ . To this end, we propose the following gradient-based controller:

$$f_i(X) = \begin{cases} -\bar{g}_i(X) - \kappa_i \nabla_i V_{\text{ud}}(X), & i \in \mathcal{V}_t \\ -\mu_i \nabla_i V_{\text{ud}}(X), & i \in \mathcal{N} \setminus \mathcal{V}_t, \end{cases} \quad (11)$$

with constants  $\kappa_i \geq 0, i \in \mathcal{V}_t$  and  $\mu_i > 0, i \in \mathcal{N} \setminus \mathcal{V}_t$ . Here, the function  $\bar{g}_i : \mathbb{R}^{d \times n} \rightarrow \mathbb{R}^d$  is given as a solution to the following minimization problem:

$$\min_{g_i \in \mathbb{R}^d} \left\| g_i - \frac{1}{2} (\lambda_i \nabla_i \bar{V}_{\text{ud}}(X) + \eta_i \nabla_i V_{\text{ud}}(X)) \right\|^2 \quad (12a)$$

$$\text{s.t. } g_i^\top \nabla_i \bar{V}_{\text{ud}}(X) \geq 0, g_i^\top \nabla_i V_{\text{ud}}(X) \geq 0, \quad (12b)$$

where  $\lambda_i, \eta_i > 0$  for all  $i \in \mathcal{V}_t$ . Then,  $\bar{g}_i(X)$  can be obtained explicitly as follows:

$$\bar{g}_i(X) = \begin{cases} \hat{g}_i(X), & (13a) \\ \text{if } \begin{cases} \hat{g}_i(X)^\top \nabla_i \bar{V}_{\text{ud}}(X) \geq 0, \\ \hat{g}_i(X)^\top \nabla_i V_{\text{ud}}(X) \geq 0 \end{cases} \\ \hat{g}_i(X) - \frac{\hat{g}_i(X)^\top \nabla_i \bar{V}_{\text{ud}}(X)}{\|\nabla_i \bar{V}_{\text{ud}}(X)\|^2} \nabla_i \bar{V}_{\text{ud}}(X), & (13b) \\ \text{if } \begin{cases} \hat{g}_i(X)^\top \nabla_i \bar{V}_{\text{ud}}(X) < 0, \\ \hat{g}_i(X)^\top \nabla_i V_{\text{ud}}(X) \geq 0 \end{cases} \\ \hat{g}_i(X) - \frac{\hat{g}_i(X)^\top \nabla_i V_{\text{ud}}(X)}{\|\nabla_i V_{\text{ud}}(X)\|^2} \nabla_i V_{\text{ud}}(X), & (13c) \\ \text{if } \begin{cases} \hat{g}_i(X)^\top \nabla_i \bar{V}_{\text{ud}}(X) \geq 0, \\ \hat{g}_i(X)^\top \nabla_i V_{\text{ud}}(X) < 0, \end{cases} \end{cases}$$

where  $\hat{g}_i(X) = (\lambda_i \nabla_i \bar{V}_{\text{ud}}(X) + \eta_i \nabla_i V_{\text{ud}}(X)) / 2$ . The constants  $\kappa_i$  and  $\mu_i$  are the control gains with respect to the gradient  $\nabla_i V_{\text{ud}}(X)$  for  $i \in \mathcal{V}_t$  and  $i \in \mathcal{N} \setminus \mathcal{V}_t$ . The gain  $\kappa_i$  in (11) needs to be positive to guarantee  $\bar{V}_{\text{ud}}(X) \rightarrow 0$ , except for a special case in Corollary 1. On the other hand,  $\lambda_i$  and

$\eta_i$  in  $\bar{g}_i(X)$  in (12a) can be used to adjust the contributions of  $\nabla_i \bar{V}_{\text{ud}}(X)$  and  $\nabla_i V_{\text{ud}}(X)$  to  $\bar{g}_i(X)$  in (12a). If we set  $\lambda_i \gg \eta_i$ , information from unidirectional edges strongly influences on the input, and vice versa.

For (12), the function  $\bar{g}_i(X)$  is given as the orthogonal projection of  $\hat{g}_i(X)$  onto the region where (12b) is satisfied. This implies that  $\bar{g}_i(X)$  enables us to decrease the additional objective function  $\bar{V}_{\text{ud}}(X)$  while decreasing  $V_{\text{ud}}(X)$  because the time derivative of  $V_{\text{ud}}(X)$  remains nonpositive by (12b) as follows:

$$\begin{aligned} \dot{V}_{\text{ud}}(X(t)) &= \sum_{i=1}^n (\nabla_i V_{\text{ud}}(X(t)))^\top u_i(t) \\ &= - \sum_{i \in \mathcal{V}_t} ((\nabla_i V_{\text{ud}}(X(t)))^\top \bar{g}_i(X(t)) + \kappa_i \nabla_i \|V_{\text{ud}}(X(t))\|^2) \\ &\quad - \sum_{i \in \mathcal{N} \setminus \mathcal{V}_t} \mu_i \nabla_i \|V_{\text{ud}}(X(t))\|^2 \leq 0. \end{aligned} \quad (14)$$

Regarding its rigorous discussion, see Appendix A.

An interpretation of the proposed method in (11) and the function  $\bar{g}_i(X)$  in (13) is as follows. When improving the distributed gradient-flow method in (10) with  $V_{\text{ud}}(X)$  by exploiting unidirectional edges, one can come up with the following distributed control input:

$$f_i(X) = \begin{cases} -\lambda_i \nabla_i \bar{V}_{\text{ud}}(X) - \kappa_i \nabla_i V_{\text{ud}}(X), & i \in \mathcal{V}_t \\ -\mu_i \nabla_i V_{\text{ud}}(X), & i \in \mathcal{N} \setminus \mathcal{V}_t. \end{cases} \quad (15)$$

This controller, however, fails to guarantee the nonincrease of  $V_{\text{ud}}(X)$  because of the extra term  $-\lambda_i \nabla_i \bar{V}_{\text{ud}}(X)$ . In contrast, the proposed method ensures  $\dot{V}_{\text{ud}}(X) \leq 0$  in (14) by adopting the function  $\bar{g}_i(X)$  in (13) in place of  $\lambda_i \nabla_i \bar{V}_{\text{ud}}(X)$  in (15) to adjust the direction of  $\lambda_i \nabla_i \bar{V}_{\text{ud}}(X)$  in a similar manner to the Gram-Schmidt orthogonalization as (13b) and (13c).

The following lemma indicates that the global attractiveness of the equilibrium set  $\Omega$  is achieved with the proposed controller, where

$$\Omega = \nabla V_{\text{ud}}^{-1}(0) \cap \nabla_{\mathcal{V}_t} \bar{V}_{\text{ud}}^{-1}(0) \quad (16)$$

with  $\nabla_{\mathcal{V}_t} \bar{V}_{\text{ud}}^{-1}(0) := \{X \in \mathbb{R}^{d \times n} : \nabla_i \bar{V}_{\text{ud}}(X) = 0, \forall i \in \mathcal{V}_t\}$

*Lemma 1:* Let time-invariant directed graph  $G$  satisfy Assumption 1. Assume that  $\bar{V}_{\text{ud}}$  and  $V_{\text{ud}}$  are nonnegative, continuously differentiable, and radially unbounded. Then, for the system (5) with (6) and (11), the set  $\Omega$  in (16) is an equilibrium set and globally attractive for positive  $\kappa_i > 0$ ,  $i \in \mathcal{V}_t$ .

*Proof:* From (11), (12a), and (12b), if  $X \in \Omega = \nabla V_{\text{ud}}^{-1}(0) \cap \nabla_{\mathcal{V}_t} \bar{V}_{\text{ud}}^{-1}(0)$  is satisfied, then we obtain  $\nabla_i V_{\text{ud}}(X) = \bar{g}_i(X) = 0$  for all  $i \in \mathcal{N}$ , which gives  $f_i(X) = 0$  for all  $i \in \mathcal{N}$ . Thus, from (5) and (6), each point in  $\Omega$  is an equilibrium point. Regarding the global attractiveness of  $\Omega$ , see Appendix A. ■

The constant  $\kappa_i$  can be chosen as 0 if  $\nabla V_{\text{ud}}(X)$  satisfies the following condition. Setting  $\kappa_i = 0$  enhances the contribution of the function  $\bar{g}_i(X)$  in (11).

*Corollary 1:* Consider the same assumption and the sys-

tem as Lemma 1. If  $\nabla_i V_{\text{ud}}(X) = 0, \forall i \in \mathcal{N} \setminus \mathcal{V}_t \Leftrightarrow \nabla_i V_{\text{ud}}(X) = 0, \forall i \in \mathcal{V}_t$  holds,  $\Omega$  is globally attractive for  $\kappa_i \geq 0$ ,  $i \in \mathcal{V}_t$ .

*Proof:* See Appendix B. ■

*Remark 1:* Despite the discontinuity in (11), the existence of the solution is guaranteed in the sense of differential inclusions [33], [34]. For details, see Appendix A.

## B. Solution to Problem 1

This subsection provides a solution to Problem 1 in Section III with the controller in (11).

The following theorem shows that the proposed controller in (11) is distributed with respect to  $G$  under the gradient-distributedness of  $V_{\text{ud}}$  and  $\bar{V}_{\text{ud}}$  with respect to  $G_{\text{ud}}$  and  $\bar{G}_{\text{ud}}$ , respectively.

*Theorem 1:* Let the directed graph  $G$  satisfy Assumption 1. Consider continuously differentiable and nonnegative functions  $V_{\text{ud}}, \bar{V}_{\text{ud}} : \mathbb{R}^{d \times n} \rightarrow \mathbb{R}$  satisfying the conditions C1 and C3, respectively. Then, the controller in (11) is a distributed controller with respect to  $G$ .

*Proof:* In Appendix C, we provide a proof for the controller (11) with the generalization in Remark 6. See Appendix C for more details. ■

The key convergence property of the proposed method, which guarantees the performance enhancement from the gradient-flow method with  $V_{\text{ud}}(X)$ , directly follows from Lemma 1 and the assumptions of C2 and C4. Combining the following theorem and Theorem 1, we can obtain a solution to Problem 1.

*Theorem 2:* Consider the same assumption as Lemma 1. Assume that the functions  $V_{\text{ud}}$  and  $\bar{V}_{\text{ud}}$  satisfy the conditions C2 and C4, respectively. Then, the inclusion in (4) holds for  $\Omega$  in (16).

Moreover, the important feature of the gradient-flow method, local attractiveness of  $V_{\text{ud}}^{-1}(0)$ , is preserved.

*Theorem 3:* Consider the same assumption as Lemma 1. Assume that  $V_{\text{ud}}(X)$  is a real analytic function in an open set containing  $V_{\text{ud}}(0)^{-1}$ . Then,  $V_{\text{ud}}(0)^{-1}$  is locally attractive.

*Proof:* From the boundedness of the level set of  $V_{\text{ud}}(X)$ , the system with (6) and (11) is bounded because  $\dot{V}_{\text{ud}}(X) \leq 0$  holds almost everywhere. Then, by using Łojasiewicz's inequality in Theorem 6.3.4 in [35] and Lemma 1, this theorem can be proved in the same way as the gradient-flow method (see Theorem 5.6 in [8]). ■

*Remark 2:* No connectivity assumption is required in solving Problem 1. However, to achieve the control objective (9), graph  $G$  needs to satisfy a graph topological condition, e.g., connectivity.

*Remark 3:* The idea of the proposed method can be extended to a more general directed graph than Assumption 1; a multi-layered architecture of graphs satisfying Assumption 1. For such graphs, a multi-layered controller can be designed by replacing  $\nabla_i \bar{V}_{\text{ud}}(X)$  in (11), (12a), and (12b) with the proposed method in (11) for the upper layer. The global

convergence to an equilibrium point can be proved in the same way as Lemma 1.

*Remark 4:* We can relax Assumption 1 by combining existing methods (e.g., [17]–[20]) with the proposed method. Assumption 1 is a sufficient condition to guarantee the non-increase of gradient-distributed function  $V_{\text{ud}}$  in (14). Thus, as long as an objective function  $V_{\text{ud}}$  satisfies (14), we can use a directed graph as  $G_{\text{ud}}$ , which can alleviate Assumption 1.

*Remark 5:* Showing a convergence rate of the proposed method in (11) is difficult in general because  $\nabla V_{\text{ud}}(X(t)) = 0 \Rightarrow u_i(t) = 0$  for all  $i \in \mathcal{N}$  is not satisfied in the proposed method in (11) by the additional term  $\bar{g}_i(X)$  in (11), differently from the gradient-flow method,  $u_i = -\nabla_i V_{\text{ud}}(X)$ . However, exponential convergence can be guaranteed for concrete cases as follows. In distance-based formation control in Section IV-C, the local convergence rate in Theorem 3 is exponential. This follows from the proof of Theorem 2 in [5] and Łojasiewicz’s inequality [8], [35]. In the dynamic matching problem in Section V, the local convergence to the desired target state in Theorem 4 is proved to be exponential.

*Remark 6:* For a more flexible implementation of the proposed controller (11) and preparation for Section V, we present a generalization of the controller as follows. Consider node sets  $\mathcal{N}_A$  and  $\mathcal{N}_B$  defined as

$$\mathcal{N}_A = \mathcal{V}_t \cup \hat{\mathcal{V}} \quad (17)$$

$$\mathcal{N}_B = \mathcal{N} \setminus (\mathcal{V}_t \cup \hat{\mathcal{V}}) \quad (18)$$

with an arbitrary subset  $\hat{\mathcal{V}}$  of  $\mathcal{N} \setminus (\mathcal{V}_t \cap \mathcal{V}_h)$ . (Note that  $\hat{\mathcal{V}}$  is optional and can be empty.) Then, by replacing  $\mathcal{V}_t$  and  $\mathcal{V} \setminus \mathcal{V}_t$  in the proposed controller in (11) with  $\mathcal{N}_A$  and  $\mathcal{N}_B$ , we can use generalized edge sets  $\mathcal{E}_A$  and  $\mathcal{E}_B$  instead of  $\bar{\mathcal{E}}_{\text{ud}}$  and  $\mathcal{E}_{\text{ud}}$  in Problem 1 and the conditions C1–C4, respectively. Here,  $\mathcal{E}_A$  and  $\mathcal{E}_B$  are edge sets that satisfy the following conditions, respectively:

$$\bar{\mathcal{E}}_{\text{ud}} \subset \mathcal{E}_A \subset \bar{\mathcal{E}}_{\text{ud}} \cup \{(i, j) : \forall i, j \in \mathcal{N} \setminus \mathcal{V}_t, i \neq j\} \quad (19)$$

$$\mathcal{E}_B \subset \mathcal{E}_{\text{ud}}. \quad (20)$$

For the controller with  $\mathcal{N}_A, \mathcal{N}_B, \mathcal{E}_A,$  and  $\mathcal{E}_B$ , we can similarly prove the distributedness and the same convergence as the controller in (11). In Section V, we apply the controller in (11) to a directed proximity graph with this generalization.

### C. Numerical Experiments

As a numerical study, we apply the proposed method to a distance-based formation control. Consider systems with 4 and 6 agents in 2D. The dynamics of each agent is given as (5). The desired configurations and fixed networks are given in Figs. 3a and 4a, respectively. Here, the black lines and red arrows represent undirected and directed edges, respectively. The desired distances between agents  $i, j \in \mathcal{N}, i \neq j$  are given by  $d_{ij} = d_{ji} > 0$ . Let the objective functions for  $G_{\text{ud}}$

and  $\bar{G}_{\text{ud}}$  be

$$V_{\text{ud}}(X) = \sum_{(i,j) \in \mathcal{E}_{\text{ud}}} \phi_{ij}(x_i, x_j), \quad \bar{V}_{\text{ud}}(X) = \sum_{(i,j) \in \bar{\mathcal{E}}_{\text{ud}}} \phi_{ij}(x_i, x_j)$$

with  $\phi_{ij}(x_i, x_j) = (\|x_i - x_j\|^2 - d_{ij}^2)^2/8$ , which are the well-known conventional objective functions [4]. In this simulation, we compared the proposed method in (11) with two previous methods: (A) the gradient-based controller in (10) with  $V = V_{\text{ud}}$ :

$$f_i(x_i, [x_j]_{j \in \mathcal{N}_i(G_{\text{ud}})}) = -\nu_i \nabla_i V_{\text{ud}}(X) \quad (21)$$

and (B) the distributed controller in the following form:

$$\begin{aligned} f_i(x_i, [x_j]_{j \in \mathcal{N}_i(G)}) \\ = -\nu_i \left( \nabla_i V_{\text{ud}}(X) + \nabla_i \left( \sum_{(i,j) \in \mathcal{E}_{\text{di}}} \phi_{ij}(x_i, x_j) \right) \right) \end{aligned} \quad (22)$$

Note that the controller in (22) has no guarantee of convergence because the opposite-directional function  $\phi_{ji}(x_i, x_j)$  is not available [36]. Conversely, in the proposed method and the previous method (A), the agents are expected to converge to an equilibrium point from Lemma 1. Furthermore, the proposed method is more likely to achieve the desired formation than the previous method (A) by Theorem 5. For the system with 4 agents,  $\mathcal{V}_t = \{1, 3\}$  (pink nodes in Fig. 3a) and  $\mathcal{N} \setminus \mathcal{V}_t = \{2, 4\}$  (blue nodes in Fig. 3a) hold. The parameters in (10), (11), and (22) were given as  $\lambda_i = 1.0, \mu_i = 0.01, \kappa_i = 0.01,$  and  $\nu_i = (\lambda_i + \mu_i)/2$ . For the system with 6 agents,  $\mathcal{V}_t = \{3, 4, 5\}$  (pink nodes in Fig. 4a) and  $\mathcal{N} \setminus \mathcal{V}_t = \{1, 2, 6\}$  (blue nodes in Fig. 4a) hold. These parameters were given as  $\lambda_i = 2.0, \mu_i = 0.01, \kappa_i = 0.01$  and  $\nu_i = (\lambda_i + \mu_i)/2$ .

Figs. 3b–d and 4b–d present the simulation results of  $n = 4$  and  $n = 6$ , respectively. Figs. 3b and 4b present the results of the proposed method at  $t = 80$ s. Figs. 3c and 4c illustrate the results of the previous method (A) at  $t = 80$ s, and Figs. 3d and 4d show those of the previous method (B) at  $t = 80$ s, respectively. Here, the dotted lines represent the trajectories of the agents, and the black circles correspond to the initial states. As shown in Figs. 3b and 4b, by using the proposed method, the desired formations in Figs. 3a and 4a are finally achieved with some rotation and reflection. Conversely, the agents do not converge to the desired configuration in the case of previous methods in Figs. 3c–d and 4c–d. In particular, regarding Fig. 4d, the agents do not converge to equilibrium points even in the final stage of the simulation.

For further comparison, we conducted simulations of the proposed and previous methods under the same parameters as the aforementioned simulations for 100 different initial states. These initial states are randomly generated by the uniform distribution for the interval  $[-10, 10] \times [-10, 10]$ . Fig. 5 shows the box plots of the formation error  $1/2 \sum_{i=1}^n \sum_{j=1}^n \| \|x_i(t) - x_j(t)\| - d_{ij} \|$  at  $t = 80$ , and the norm  $\| [u_1(t), \dots, u_n(t)] \|$  of the inputs at  $t = 80$ . Each black dot corresponds to the formation error and input norm for each initial state. In most of the results shown in Fig. 5a, the formation errors and input norms in the proposed method

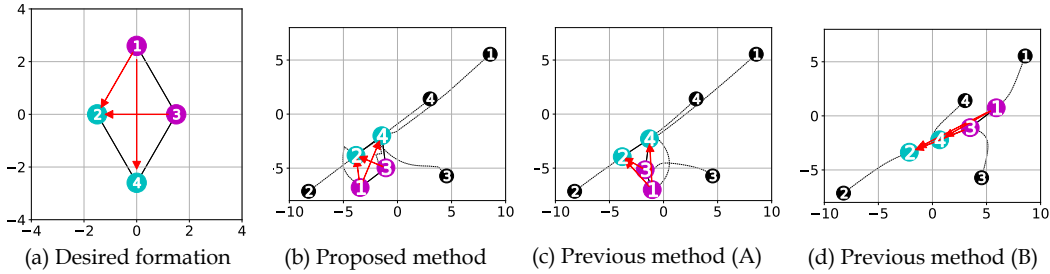


Fig. 3: Simulation results of distance-based formation with 4 agents: (a) desired formation and the network topology; (b)-(d) the results of the proposed method in (11), the previous method (A) in (21), and the previous method (B) in (22). Here, the black lines and the red arrows are undirected and directed edges, and the pink numbered circles and the blue ones are the agents in  $V_t$  and  $\mathcal{N} \setminus V_t$ . Black numbered circles are the initial states, and dotted lines are the trajectories.

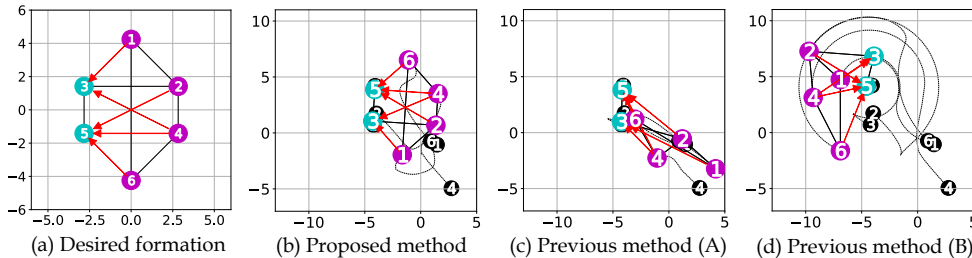


Fig. 4: Simulation results of distance-based formation with 6 agents.

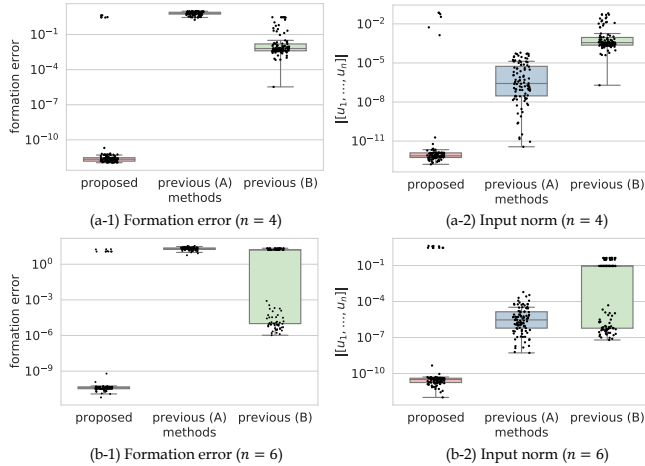


Fig. 5: Comparison of the box plots of the formation error and input norm at  $t = 80s$  for the proposed method and the previous methods (A) and (B). The upper and lower plots correspond to the cases of  $n = 4$  and  $n = 6$ , respectively. Scattered dots represent the distribution map of the formation error and the input norm.

are significantly smaller than the others, which implies that the proposed method outperforms the others in both settings thanks to the performance enhancement in Theorem 2 and global attractiveness of  $\mathcal{T}$  in Theorem 3. Note that the previous method (B) does not have any theoretical guarantee of convergence; thus, the continuous motions sometimes remain, as shown in Fig. 4d.

These results highlight the effectiveness of the proposed

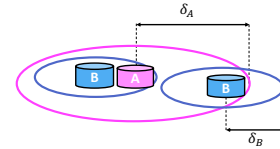


Fig. 6: Difference in sensing ranges between groups A and B. Agents in group A have a larger sensing range.

method. For further numerical results, see the preprint [37].

## V. APPLICATION TO DISTRIBUTED DYNAMIC MATCHING

As an application to time-varying networks, we design a distributed controller for a new coordination task, dynamic matching, by adopting the design methodology in Section IV.

### A. System Description

We assume that  $n$  agents are classified into two groups, groups A and B. Our control objective is to achieve matching between the agents in groups A and B. As shown in Fig. 6, the agents have sensing ranges of different distances according to the groups within which agents can observe others. Let  $\delta_A$  and  $\delta_B$  be the distances of the sensing ranges of agents in groups A and B, respectively, satisfying  $\delta_A > \delta_B > 0$ . Let  $n_A (< n)$  and  $n - n_A$  be the numbers of agents in groups A and B, respectively. Without loss of generality, we assume that agents from 1 to  $n_A$  belong to group A, and the others belong to group B. Then, we define the index sets in groups A and B as  $\mathcal{N}_A = \{1, \dots, n_A\}$  and



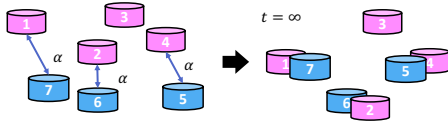


Fig. 7: Sketch of the control objective in (24). Here, if (24) is achieved, each agent in group B (minority group) finds its partner, and each pair converges to the same point.

$\mathcal{N}_B = \{n_A + 1, \dots, n\}$ , respectively. Note that the agent numbers of groups A and B are not necessarily equal.

We assume that agent  $i \in \mathcal{N}_A$  (resp.  $\mathcal{N}_B$ ) can obtain the information of the states of the agents within the distance  $\delta_A$  (resp.  $\delta_B$ ). Accordingly, for  $X = [x_1, \dots, x_n]$ , the sensing topology of the agents is described by the state-dependent directed graph  $G(X) = (\mathcal{N}, \mathcal{E}(X))$  with

$$\begin{aligned} \mathcal{E}(X) = & \{(i, j) : \|x_i - x_j\| \leq \delta_A, i \in \mathcal{N}_A, j \in \mathcal{N}, i \neq j\} \\ & \cup \{(i, j) : \|x_i - x_j\| \leq \delta_B, i \in \mathcal{N}_B, j \in \mathcal{N}, i \neq j\}. \end{aligned} \quad (23)$$

Note that this graph is a directed proximity graph with two different sensing ranges. For example, if  $\delta_B < \|x_i - x_j\| \leq \delta_A$  holds for  $i \in \mathcal{N}_A$  and  $j \in \mathcal{N}_B$ , then agent  $i \in \mathcal{N}_A$  can observe agent  $j \in \mathcal{N}_B$ , but not vice versa.

### B. Problem Formulation of Dynamic Matching

Next, we formulate the dynamic matching problem. The control objective is to positionally match the agents in the minority set  $\mathcal{N}_{mn}$  with agents in the majority set  $\mathcal{N}_{mj}$ . Here, we define the *minority* and *majority* sets,  $\mathcal{N}_{mn}, \mathcal{N}_{mj}$ , respectively, from the numbers of the elements in  $\mathcal{N}_A, \mathcal{N}_B$  as follows:

$$\begin{cases} \mathcal{N}_{mn} = \mathcal{N}_A, \mathcal{N}_{mj} = \mathcal{N}_B, & \text{if } |\mathcal{N}_A| < |\mathcal{N}_B| \\ \mathcal{N}_{mn} = \mathcal{N}_B, \mathcal{N}_{mj} = \mathcal{N}_A, & \text{if } |\mathcal{N}_A| > |\mathcal{N}_B|. \end{cases}$$

If  $|\mathcal{N}_A| = |\mathcal{N}_B|$ , we can assign either  $\mathcal{N}_A$  or  $\mathcal{N}_B$  to  $\mathcal{N}_{mn}$  and  $\mathcal{N}_{mj}$ , provided  $\mathcal{N}_{mn} \neq \mathcal{N}_{mj}$ . The control objective can be formulated as

$$\begin{aligned} \exists \alpha \in \Pi(\mathcal{N}_{mn}, \mathcal{N}_{mj}) \\ \text{s.t. } \lim_{t \rightarrow \infty} (x_i(t) - x_{\alpha(i)}(t)) = 0 \quad \forall i \in \mathcal{N}_{mn}, \end{aligned} \quad (24)$$

where the pairs are determined by a one-to-one function  $\alpha \in \Pi(\mathcal{N}_{mn}, \mathcal{N}_{mj})$ . The expression in (24) can be rewritten as (9) with the target set given as follows:

$$\mathcal{T} = \bigcup_{\alpha \in \Pi(\mathcal{N}_{mn}, \mathcal{N}_{mj})} \{X \in \mathbb{R}^{d \times n} : x_i = x_{\alpha(i)} \quad \forall i \in \mathcal{N}_{mn}\}. \quad (25)$$

*Example 3:* Fig. 7 is a sketch of the situation in (24) for  $\mathcal{N} = \{1, 2, \dots, 7\}$ ,  $\mathcal{N}_A = \{1, 2, 3, 4\}$ , and  $\mathcal{N}_B = \{5, 6, 7\}$ . Then, we have  $\mathcal{N}_{mn} = \mathcal{N}_B$  and  $\mathcal{N}_{mj} = \mathcal{N}_A$ . The one-to-one function  $\alpha$  satisfies  $\alpha(7) = 1$ ,  $\alpha(6) = 2$ , and  $\alpha(5) = 4$ , and it is expected that the states of each pair converge to the same value according to  $\alpha$ .

### C. Preliminaries for Controller Design

As a preliminary, we first prove that  $G(X)$  with (23) satisfies Assumption 1 for each  $X \in \mathbb{R}^{d \times n}$ . Here, from (23), we obtain the following set of the unidirectional edges for each  $X = [x_1, \dots, x_n] \in \mathbb{R}^{d \times n}$ :

$$\mathcal{E}_{di} = \{(i, j) : \delta_B < \|x_i - x_j\| \leq \delta_A, i \in \mathcal{N}_A, j \in \mathcal{N}_B\}. \quad (26)$$

*Lemma 2:* Graph  $G = G(X)$  in (23) satisfies Assumption 1 for any  $X \in \mathbb{R}^{d \times n}$ .

*Proof:* From (7), (8), and (26),  $\mathcal{V}_t \subset \mathcal{N}_A$  and  $\mathcal{V}_h \subset \mathcal{N}_B$  hold, which yields  $\mathcal{V}_t \cap \mathcal{V}_h = \emptyset$  for any  $X$ . Therefore,  $G(X)$  in (23) always satisfies Assumption 1. ■

Next, the generalization in Remark 6 is valid in this problem as follows.

*Lemma 3:* For  $G = G(X)$ ,  $\mathcal{V}_t$  in (7), and  $\mathcal{V}_h$  in (8), there exists a subset  $\hat{\mathcal{V}}$  of  $\mathcal{N} \setminus (\mathcal{V}_t \cup \mathcal{V}_h)$  such that (17) and (18) are satisfied for any  $X \in \mathbb{R}^{d \times n}$ .

*Proof:* For  $\mathcal{V}_{ud} = \mathcal{N} \setminus (\mathcal{V}_t \cup \mathcal{V}_h)$ , we choose  $\hat{\mathcal{V}} = \mathcal{V}_{ud} \cap \mathcal{N}_A$ . Then, from (7), (8), (26), and De Morgan's laws, the following two inclusion relationships hold:

$$\begin{aligned} \mathcal{V}_t \cup \hat{\mathcal{V}} & \subset \mathcal{N}_A \cup ((\mathcal{N} \setminus (\mathcal{V}_t \cup \mathcal{V}_h)) \cap \mathcal{N}_A) = \mathcal{N}_A, \quad (27) \\ \mathcal{V}_h \cup (\mathcal{V}_{ud} \setminus \hat{\mathcal{V}}) & \\ & \subset \mathcal{N}_B \cup ((\mathcal{N} \setminus (\mathcal{V}_t \cup \mathcal{V}_h)) \setminus ((\mathcal{N} \setminus (\mathcal{V}_t \cup \mathcal{V}_h)) \cap \mathcal{N}_A)) \\ & = \mathcal{N}_B \cup ((\mathcal{N} \setminus (\mathcal{V}_t \cup \mathcal{V}_h)) \cap ((\mathcal{V}_t \cup \mathcal{V}_h) \cup \mathcal{N}_B)) \\ & \subset \mathcal{N}_B \cup \mathcal{N}_B = \mathcal{N}_B. \end{aligned} \quad (28)$$

Moreover,  $(\mathcal{V}_t \cup \hat{\mathcal{V}}) \cup (\mathcal{V}_h \cup (\mathcal{V}_{ud} \setminus \hat{\mathcal{V}})) = \mathcal{N}$  and  $(\mathcal{V}_t \cup \hat{\mathcal{V}}) \cap (\mathcal{V}_h \cup (\mathcal{V}_{ud} \setminus \hat{\mathcal{V}})) = \emptyset$  hold. Hence, from (27) and (28), we obtain  $\mathcal{V}_t \cup \hat{\mathcal{V}} = \mathcal{N}_A$  and  $\mathcal{V}_h \cup (\mathcal{V}_{ud} \setminus \hat{\mathcal{V}}) = \mathcal{N}_B$ ; thus (17) and (18) are satisfied. ■

In addition, for each  $X \in \mathbb{R}^{d \times n}$  and  $G(X)$ , the undirected proximity graphs  $G_{\delta_A}(X)$  and  $G_{\delta_B}(X)$  can be assigned to the generalized networks in Remark 6. The proof is also omitted due to the space limit. See the preprint [37] for details.

*Lemma 4:* For  $\mathcal{E}_A = \mathcal{E}_{\delta_A}(X)$  and  $\mathcal{E}_B = \mathcal{E}_{\delta_B}(X)$ , the conditions in (19) and (20) are satisfied for any  $X \in \mathbb{R}^{d \times n}$ .

*Proof:* First, consider  $G_{ud} = G_{\delta_B}(X)$ . From (2) and (23),  $\mathcal{E}_{\delta_B}(X) \subset \mathcal{E}(X)$  holds. The edges of  $\mathcal{E}_{\delta_B}(X)$  are bidirectional; thus (20) holds. Next, we consider  $\mathcal{E}_A = \mathcal{E}_{\delta_A}(X)$ . From (23) and (26), we obtain  $\{(i, j) : (j, i) \in \mathcal{E}_{di}\} = \{(i, j) : \delta_B < \|x_i - x_j\| \leq \delta_A, i \in \mathcal{N}_B, j \in \mathcal{N}_A\}$ . Then, for  $\bar{\mathcal{E}}_{ud}$  in (1),

$$\begin{aligned} \bar{\mathcal{E}}_{ud} = & \{(i, j) : \|x_i - x_j\| \leq \delta_A, i \in \mathcal{N}_A, j \in \mathcal{N}, i \neq j\} \\ & \cup \{(i, j) : \|x_i - x_j\| \leq \delta_B, i \in \mathcal{N}_B, j \in \mathcal{N}, i \neq j\} \\ & \cup \{(i, j) : \delta_B < \|x_i - x_j\| \leq \delta_A, i \in \mathcal{N}_B, j \in \mathcal{N}_A\} \\ & = \mathcal{E}_{\delta_A}(X) \setminus \{(i, j) : \delta_B < \|x_i - x_j\| \leq \delta_A, \\ & \quad i, j \in \mathcal{N}_B, i \neq j\} \subset \mathcal{E}_{\delta_A}(X) \end{aligned}$$

is derived from (23). Thus, we obtain  $\mathcal{E}_{\delta_A}(X) \subset \bar{\mathcal{E}}_{ud} \subset \mathcal{E}_{\delta_A}(X) \cup \{(i, j) : \forall i, j \in \mathcal{N}_B, i \neq j\} = \bar{\mathcal{E}}_{ud} \cup \{(i, j) : \forall i, j \in \mathcal{N}_B, i \neq j\}$ . Hence,  $\mathcal{E}_A = \mathcal{E}_{\delta_A}(X)$  satisfies the condition in (19). ■

Finally, we construct objective functions for dynamic matching. For  $\mathcal{C} \subset \mathcal{N}$ , let  $\mathcal{C}_K := \mathcal{C} \cap \mathcal{N}_K$  for  $K = A, B$ ,

and we define  $\mathcal{C}_{mn}$  and  $\mathcal{C}_{mj}$  as follows:

$$\begin{cases} \mathcal{C}_{mn} = \mathcal{C}_A, \mathcal{C}_{mj} = \mathcal{C}_B & \text{if } |\mathcal{C}_A| < |\mathcal{C}_B| \\ \mathcal{C}_{mn} = \mathcal{C}_B, \mathcal{C}_{mj} = \mathcal{C}_A & \text{if } |\mathcal{C}_A| > |\mathcal{C}_B|. \end{cases}$$

In other words, according to the number of agents in groups A and B within  $\mathcal{C}$ , the minority and majority sets are assigned to  $\mathcal{C}_{mn}$  and  $\mathcal{C}_{mj}$ , respectively. If  $|\mathcal{C}_A| = |\mathcal{C}_B|$ , we can assign either  $\mathcal{C}_A$  or  $\mathcal{C}_B$  to  $\mathcal{C}_{mn}$  and  $\mathcal{C}_{mj}$ , as long as  $\mathcal{C}_{mn} \neq \mathcal{C}_{mj}$ . Now, we consider the objective functions  $\bar{V}_{ud}(X)$  and  $V_{ud}(X)$  in the following form:

$$\bar{V}_{ud}(X) = \sum_{\mathcal{C} \in \text{clq}(G_{ud})} v_{\mathcal{C}}([x_j]_{j \in \mathcal{C}}) \quad (29)$$

$$V_{ud}(X) = \sum_{\mathcal{C} \in \text{clq}(G_{ud})} v_{\mathcal{C}}([x_j]_{j \in \mathcal{C}}), \quad (30)$$

where  $\bar{G}_{ud} = G_{\delta_A}(X)$  and  $G_{ud} = G_{\delta_B}(X)$ . The function  $v_{\mathcal{C}}$  for each maximal clique  $\mathcal{C}$  is given as follows:

$$v_{\mathcal{C}}([x_j]_{j \in \mathcal{C}}) = \frac{1}{2} \|[x_j]_{j \in \mathcal{C}_{mn}} - [x_{\bar{\alpha}_{\mathcal{C}}(j)}]_{j \in \mathcal{C}_{mn}}\|^2 \quad (31)$$

with

$$\bar{\alpha}_{\mathcal{C}} \in \arg \min_{\alpha_{\mathcal{C}} \in \Pi(\mathcal{C}_{mn}, \mathcal{C}_{mj})} \|[x_j]_{j \in \mathcal{C}_{mn}} - [x_{\alpha_{\mathcal{C}}(j)}]_{j \in \mathcal{C}_{mn}}\|. \quad (32)$$

Then, the functions  $V_{ud}$  in (30) and  $\bar{V}_{ud}$  in (29) are gradient-distributed with regard to  $G_{\delta_A}$  and  $G_{\delta_B}$  from Theorem 1 in [6], and the inclusion  $\mathcal{T} \subset V_K^{-1}(0)$  holds for  $K = A, B$ . Note that when  $\mathcal{C}_{mn} = \emptyset$ , then  $v_{\mathcal{C}}$  is identically zero.

For each  $i \in \mathcal{N}$ , the gradient of  $v_{\mathcal{C}}$  for  $\mathcal{C} \in \text{clq}_i(G_{\delta_K}(X))$  is reduced to

$$\nabla_i v_{\mathcal{C}}([x_j]_{j \in \mathcal{C}}) = \begin{cases} x_i - x_{\bar{\alpha}_{\mathcal{C}}(i)}, & i \in \mathcal{C}_{mn} \\ x_i - x_{\bar{\alpha}_{\mathcal{C}}^{-1}(i)}, & i \in \mathcal{C}_{mj} \cap \bar{\alpha}_{\mathcal{C}}(\mathcal{C}_{mn}) \\ 0, & i \in \mathcal{C}_{mj} \setminus \bar{\alpha}_{\mathcal{C}}(\mathcal{C}_{mn}). \end{cases} \quad (33)$$

#### D. Distributed Controller for Dynamic Matching

Based on the problem setting, preliminaries, proposed controller in (11), and Remark 6, a distributed controller for dynamic matching is designed as follows:

$$f_i(X) = \begin{cases} -\bar{g}_i(X) - \kappa_i \nabla_i V_{ud}(X), & i \in \mathcal{N}_A \\ -\mu_i \nabla_i V_{ud}(X), & i \in \mathcal{N}_B \end{cases} \quad (34)$$

with  $\bar{V}_{ud}$  in (29),  $V_{ud}$  in (30), and  $\bar{g}_i$  in (12b). This controller has been explicitly presented in Theorem 1 in [32].

The designed controller can be implemented distributedly in the following procedure:

- 1) Measure the neighboring agents' relative states  $x_j - x_i$  for  $j \in \mathcal{N}_i(G(X))$ .
- 2) Compute all maximal cliques  $\text{clq}(G_{\delta_K}(X))$  of the subgraph  $(\mathcal{N}_i(G_{\delta_K}(X)) \cup \{i\}, \mathcal{E}_{K_i}(X))$  for  $K = A, B$  with  $\mathcal{E}_{K_i}(X) = \{(k, l) : \|x_k - x_l\| \leq \delta_K, k, l \in \mathcal{N}_i(G_{\delta_K}(X)) \cup \{i\}\}$ .
- 3) Obtain a mapping  $\bar{\alpha}_{\mathcal{C}}$  using (32) for each  $\mathcal{C} \in \text{clq}(G_{\delta_K}(X))$ ,  $K = A, B$ .
- 4) Compute  $u_i(t)$  with (6), (29), (30), (33), and (34).

In Step 2, each agent computes its belonging maximal cliques from the local subgraph  $(\mathcal{N}_i(G_{\delta_K}(X)) \cup \{i\}, \mathcal{E}_{K_i}(X))$  without using global information. Note that the agents in  $\mathcal{N}_B$  do not have to consider  $G_{\delta_A}(X)$  in Steps 2 and 3.

For this controller, we present the following convergence theorem. This theorem shows that the target set  $\mathcal{T}$  for dynamic matching is locally exponentially attractive almost everywhere.

*Theorem 4:* Consider the system in (5) with a state feedback controller in (6) and (34) with (31) for constants  $\mu_i, \lambda_i, \eta_i > 0, i \in \mathcal{N}$ , and  $\kappa_i \geq 0, i \in \mathcal{N}_A$ . Then,  $\mathcal{T} \setminus (\mathcal{U}_1 \cup \mathcal{U}_2)$  is locally attractive, where  $\mathcal{U}_1$ , and  $\mathcal{U}_2 \subset \mathbb{R}^{d \times n}$  are defined as

$$\mathcal{U}_1 = \{X \in \mathbb{R}^{d \times n} : x_i = x_j, \exists i, j \in \mathcal{N}_{mj}, i \neq j\} \quad (35)$$

$$\mathcal{U}_2 = \bigcup_{K=A,B} \{X \in \mathbb{R}^{d \times n} :$$

$$\exists (i, j) \in \mathcal{N}_{mn} \times \mathcal{N}_{mj} \text{ s.t. } \|x_i - x_j\| = \delta_K\}, \quad (36)$$

respectively. Moreover, the convergence is exponential.

*Proof:* See Appendix D. ■

Furthermore, if the sensing range is sufficiently large, the global attractiveness of  $\mathcal{T}$  is achieved as follows.

*Theorem 5:* Under the same setting as Theorem 4, if  $\delta_B > 0$  is sufficiently large, then  $\mathcal{T}$  is globally attractive for any  $\lambda_i, \mu_i, \eta_i > 0$ , and  $\kappa_i \geq 0$ .

*Proof:* When  $\delta_B > 0$  is sufficiently large,  $G(X)$  is a complete graph and  $G_{\delta_A}(X) = G_{\delta_B}(X) = G(X)$  always holds. Then, we have  $\text{clq}(G_{\delta_A}(X)) = \text{clq}(G_{\delta_B}(X)) = \{\mathcal{N}\}$ . Thus, from (30), (29), (31), and (33), we obtain

$$\nabla_i V_{ud}(X) = \nabla_i \bar{V}_{ud}(X) = \begin{cases} x_i - x_{\bar{\alpha}_{\mathcal{N}}(i)}, & i \in \mathcal{N}_{mn} \\ x_i - x_{\bar{\alpha}_{\mathcal{N}}^{-1}(i)}, & i \in \mathcal{N}_{mj} \cap \bar{\alpha}_{\mathcal{N}}(\mathcal{N}_{mn}) \\ 0, & i \in \mathcal{N}_{mj} \setminus \bar{\alpha}_{\mathcal{N}}(\mathcal{N}_{mn}) \end{cases}$$

almost everywhere. Hence, the local and global minima of  $V_{ud}(X)$  and  $\bar{V}_{ud}(X)$  are the same. Moreover, from (5), (6), and (11), we obtain  $\dot{V}_{ud}(X(t)) \leq 0$  almost everywhere. Thus, from Theorem 3.2 in [11],  $X(t) \rightarrow \mathcal{T}$  is globally achieved. ■

#### E. Numerical Experiment of Dynamic Matching

In the simulation, we consider  $n = 20$  agents in 2-dimensional space. Here, we set  $n_A = n - n_B = 10$ . The dynamics of the agents is expressed in (5), and the network of agents is expressed in (23) with  $\delta_A = 3.0$  and  $\delta_B = 1.5$ . We conduct a simulation of the proposed controller in (34) with  $\lambda_i = 1.20, \mu_i = \eta_i = 0.60, i \in \mathcal{N}$  and  $\kappa_i = 0, i \in \mathcal{N}_A$ . For comparison, the result of the previous method in (10) with  $V = V_{ud}$  is also presented, where the parameters are assigned as  $\nu_i = 0.90$  for  $i \in \mathcal{N}_A$ , and  $\nu_i = 0.60$  for  $i \in \mathcal{N}_B$ .

Fig. 8 presents the simulation result. Fig. 8a illustrates the initial state  $X(0)$ , where the pink circles and blue triangles represent the positions of agents in groups A and B, respectively. Fig. 8b shows graph  $G(X(0))$ . Figs. 8c and 8d present the results of the proposed and previous methods, respectively, where the trajectories are drawn with dotted lines. In both cases, the agents converge to their equilibrium points. Fig. 8c indicates that the proposed method achieves

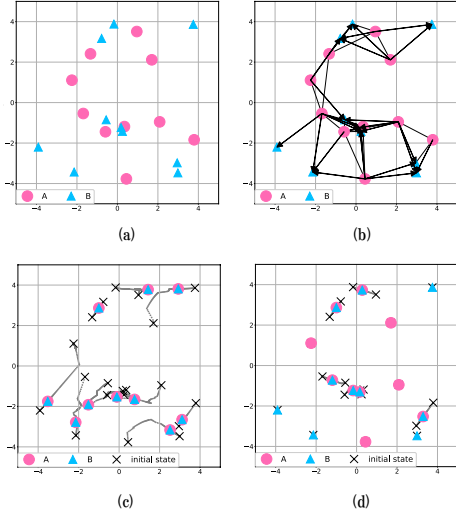


Fig. 8: (a) Initial states  $X(0)$ , (b) initial network  $G(X(0))$ , (c) simulation result of our proposed method in (11), and (d) result of the previous method in (10). The pink circles and blue triangles represent the positions of agents in groups A and B, respectively. Dotted lines represent the trajectories.

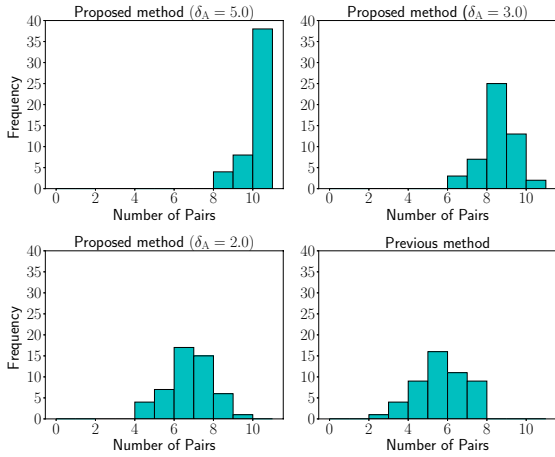


Fig. 9: Histograms of the number of achieved pairs using the proposed method in (11) and the previous method in (10) with 50 different initial states for  $\delta_A = 2.0, 3.0, 5.0$ .

matching of all agents. On the other hand, only six pairs are obtained in the previous method from Fig. 8d. This result demonstrates the effectiveness of the proposed method.

Furthermore, we conduct simulations under 50 different initial states  $x_i(0) \in [-4, 4]^2$ ,  $i \in \mathcal{N}$  for  $\delta_A = 2.0, 3.0, 5.0$ . The other conditions are the same as in Fig. 8. Fig. 9 plots the histograms of the number of achieved pairs by adopting the proposed and previous methods. Fig. 9 shows that the proposed method can achieve more pairs than the previous one, and the larger the value of  $\delta_A$  is, the more pairs achieve matching. In particular, in the case of  $\delta_A = 5.0$ , matching all agents was successful 38 times for 50 different initial states. These results demonstrate the effectiveness of the proposed method. Therefore, our proposed method's improved performance and its effectiveness are verified.

## VI. CONCLUSIONS

In this study, we proposed a novel distributed controller design methodology for multi-agent systems over a class of directed graphs by extending the gradient-flow method. First, we set the applicable class of directed graphs and provided a novel gradient-based distributed controller. Next, we presented the convergence analysis and numerical results, which exhibited better performance than the conventional gradient-flow method. Furthermore, we applied this methodology to the dynamic matching problem of two agent groups with different sensing ranges, modeled by a directed proximity graph, and consequently derived sufficient conditions for successful matching. Finally, numerical experiments verified the effectiveness of the proposed controller in the case of the directed proximity graph.

## APPENDIX

### A. Proof of Lemma 1

A preliminary on differential inclusions [10], [11], [33], [34], [38] is provided below.

Consider

$$\dot{X}(t) = F(X(t)), \quad (37)$$

where  $X(t) \in \mathbb{R}^{d \times n}$  and  $F : \mathbb{R}^{d \times n} \rightarrow \mathbb{R}^{d \times n}$  is essentially locally bounded, but not necessarily continuous.  $X(t) \in \mathbb{R}^{d \times n}$  is called a *Filippov solution* of (37) if  $X(t)$  is absolutely continuous and satisfies the differential inclusion:

$$\dot{X}(t) \in \mathcal{K}[F](X(t)). \quad (38)$$

Here,  $\mathcal{K}[F]$  represents the set-valued mapping defined by  $\mathcal{K}[F](X) := \text{cl co}\{\lim_{k \rightarrow \infty} F(X_k) \in \mathbb{R}^{d \times n} : \{X_k\} \subset \mathbb{R}^{d \times n} \setminus \mathcal{U} \text{ s.t. } \lim_{k \rightarrow \infty} X_k = X\}$  with a set  $\mathcal{U}$  of measure zero, where  $\text{cl co}$  denotes the closure of the convex hull of a set. Next, let a function  $V : \mathbb{R}^{d \times n} \rightarrow \mathbb{R}$  be differentiable.

Then, the *set-valued derivative*  $\dot{V}(X)$  of  $V$  with respect to (38) is defined as  $\dot{V}(X) := \left\{ v = \sum_{i=1}^n (\nabla_i V(X))^\top f : f \in \mathcal{K}[F](X) \right\} \subset \mathbb{R}$ . Besides, a set  $\Omega \subset \mathbb{R}^{d \times n}$  is said to be a *weakly invariant* set for (37) if there exists a maximal solution of (37) lying in  $\Omega$  through each  $X(0) \in \Omega$ .

Now, we prove Lemma 1 as follows. Consider  $\kappa_i > 0$  for all  $i \in \mathcal{V}_i$ . Without loss of generality, let  $\mathcal{V}_i = \{1, 2, \dots, p\}$  for some positive integer  $p (< n)$ . From (13),  $\bar{g}_i(X)$  can be discontinuous. We consider the Filippov solution of the differential inclusion in (38). Here, by (5), (6), and (11),  $F(X)$  is reduced to

$$F(X) = \left[ \begin{array}{l} -\kappa_1 \nabla_1 V_{\text{ud}}(X) - \bar{g}_1(X), \dots, -\kappa_p \nabla_p V_{\text{ud}}(X) \\ -\bar{g}_p(X), -\mu_{p+1} \nabla_{p+1} V_{\text{ud}}(X), \dots, -\mu_n \nabla_n V_{\text{ud}}(X) \end{array} \right]. \quad (39)$$

The existence of the solution is guaranteed for the differential inclusion (38) with (39) by Theorem 1 in Section 7 in Chapter 2 of [33]. Note that the set-valued map  $\mathcal{K}[F](X)$  with  $F(X)$  is closed, convex, and upper semi-continuous

from the assumption of the continuous differentiability of  $V_{\text{ud}}(X)$  and  $\bar{V}_{\text{ud}}$  and Proposition 2.2 in [34].

By (38) with (39), the set-valued derivative  $\dot{V}(X)$  is  $\dot{V}_{\text{ud}}(X) = \left\{ v = \sum_{i \in \mathcal{N}} (\nabla_i V_{\text{ud}}(X))^\top h_i : [h_j]_{j \in \mathcal{N}} \in \mathcal{K}[F](X) \right\}$ . From (12b), we obtain  $(\nabla_i V_{\text{ud}}(X))^\top \bar{g}_i(X) \geq 0, \forall i \in \mathcal{V}_t$ ; thus  $v \leq 0$  for all  $v \in \dot{V}_{\text{ud}}(X) \subset \mathbb{R}$ . In addition,  $0 \in \dot{V}_{\text{ud}}(X) \Rightarrow \nabla_i V_{\text{ud}}(X) = 0, \forall i \in \mathcal{N}$  because we have

$$\begin{aligned} \sum_{i \in \mathcal{N}} (\nabla_i V_{\text{ud}}(X))^\top \dot{x}_i &= - \sum_{i \in \mathcal{N} \setminus \mathcal{V}_t} \mu_i \|\nabla_i V_{\text{ud}}(X)\|^2 \\ &- \sum_{i \in \mathcal{V}_t} \kappa_i \|\nabla_i V_{\text{ud}}(X)\|^2 - \sum_{i \in \mathcal{V}_t} (\nabla_i V_{\text{ud}}(X))^\top \bar{g}_i(X) \end{aligned} \quad (40)$$

and  $(\nabla_i V_{\text{ud}}(X))^\top \bar{g}_i(X) \geq 0$  from (12b). Therefore, from Theorem 3 in [10], the Filippov solution  $X(t)$  of (38) with (39) converges to the largest weakly invariant set  $\mathcal{M}$  in  $\nabla V_{\text{ud}}^{-1}(0) \cap L_{V_{\text{ud}}}(V_{\text{ud}}(X(0))) = \{X : 0 \in \dot{V}_{\text{ud}}(X)\} \cap L_{V_{\text{ud}}}(V_{\text{ud}}(X(0)))$ .

Next, we consider the solution lying in  $\nabla V_{\text{ud}}^{-1}(0) \cap L_{V_{\text{ud}}}(V_{\text{ud}}(X(0)))$ . Then,  $\nabla_i V_{\text{ud}}(X) = 0, \forall i \in \mathcal{N}$  over  $\nabla V_{\text{ud}}^{-1}(0)$  holds. Hence, by (5), (6), and (11), we obtain  $\dot{x}_i(t) = -\frac{\lambda_i}{2} \nabla_i \bar{V}_{\text{ud}}(X(t)), i \in \mathcal{V}_t$ , and  $\dot{x}_i(t) = 0, i \in \mathcal{N} \setminus \mathcal{V}_t$  for  $X(t) = [x_1(t), \dots, x_n(t)]$  over  $\nabla V_{\text{ud}}^{-1}(0)$ . Then, we have  $\dot{V}_{\text{ud}}(X(t)) = -\sum_{i \in \mathcal{V}_t} \frac{\lambda_i}{2} \|\nabla_i \bar{V}_{\text{ud}}(X(t))\|^2 \leq 0$  over  $\nabla V_{\text{ud}}^{-1}(0) \cap L_{V_{\text{ud}}}(V_{\text{ud}}(X(0)))$ . Hence, from Lasalle's invariant theorem [9], the solution  $X(t)$  lying  $\nabla V_{\text{ud}}^{-1}(0) \cap L_{V_{\text{ud}}}(V_{\text{ud}}(X(0)))$  converges to  $\{X \in \mathbb{R}^{d \times n} : \dot{V}_{\text{ud}}(X) = 0\}$ . Thus, the largest weakly invariant set in  $\nabla V_{\text{ud}}^{-1}(0) \cap L_{V_{\text{ud}}}(V_{\text{ud}}(X(0)))$  is reduced to  $\mathcal{M} = \{X \in \mathbb{R}^{d \times n} : \dot{V}_{\text{ud}}(X) = 0\} \cap \nabla V_{\text{ud}}^{-1}(0) \cap L_{V_{\text{ud}}}(V_{\text{ud}}(X(0)))$ . Now, from  $\lambda_i > 0$ , we obtain  $\bar{V}_{\text{ud}}(X) = 0 \Leftrightarrow \nabla_i \bar{V}_{\text{ud}}(X) = 0, \forall i \in \mathcal{V}_t$  when  $X \in \nabla V_{\text{ud}}^{-1}(0)$ . Consequently,  $X(t) \rightarrow \mathcal{M} = \nabla V_{\text{ud}}^{-1}(0) \cap \nabla_{\mathcal{V}_t} \bar{V}_{\text{ud}}^{-1}(0) \cap L_{V_{\text{ud}}}(V_{\text{ud}}(X(0)))$  holds. Therefore,  $\Omega = \nabla V_{\text{ud}}^{-1}(0) \cap \nabla_{\mathcal{V}_t} \bar{V}_{\text{ud}}^{-1}(0)$  is globally attractive.

### B. Proof of Corollary 1

By Lemma 1, it is sufficient to prove the case of  $\kappa_i = 0$ .

Assume that  $\kappa_i = 0$ , and that  $\nabla_i V_{\text{ud}}(X) = 0, \forall i \in \mathcal{N} \setminus \mathcal{V}_t \Leftrightarrow \nabla_i V_{\text{ud}}(X) = 0, \forall i \in \mathcal{V}_t$  holds. Then, the inequality in (40) is reduced to  $\sum_{i \in \mathcal{N}} (\nabla_i V_{\text{ud}}(X))^\top \dot{x}_i = -\sum_{i \in \mathcal{N}} \mu_i \|\nabla_i V_{\text{ud}}(X)\|^2 - \sum_{i \in \mathcal{V}_t} (\nabla_i V_{\text{ud}}(X))^\top \bar{g}_i(X)$ . Thus, when  $0 \in \dot{V}_{\text{ud}}(X)$ , we have  $\nabla_i V_{\text{ud}}(X) = 0$  for all  $i \in \mathcal{N}$ . The statement follows from the same argument as Lemma 1.

### C. Proof of Theorem 1

Here, we prove that the generalized controller in Remark 6:

$$f_i(X) = \begin{cases} -\bar{g}_i(X) - \kappa_i \nabla_i V_{\text{ud}}(X), & i \in \mathcal{N}_A \\ -\mu_i \nabla_i V_{\text{ud}}(X), & i \in \mathcal{N}_B \end{cases} \quad (41)$$

is distributed with  $\mathcal{N}_A$  in (17),  $\mathcal{N}_B$  in (18),  $\bar{G}_{\text{ud}} = (\mathcal{N}, \mathcal{E}_A)$  in (19), and  $G_{\text{ud}} = (\mathcal{N}, \mathcal{E}_B)$  in (20).

First, by (20), we obtain  $\mathcal{N}_i(G_{\text{ud}}) \subset \mathcal{N}_i(G)$ . Then, from Theorem 1 in [6],  $\nabla_i V_{\text{ud}}(X)$  is distributed for any  $i \in \mathcal{N}$ . Thus, for any  $i \in \mathcal{N}_B$ , the controller  $f_i(X)$  in (41) is distributed. Next, we consider  $i \in \mathcal{N}_A$ . In the following, we prove that  $\nabla_i \bar{V}_{\text{ud}}(X)$  is distributed for any  $i \in \mathcal{N}_A$  because in this case, the function  $\bar{g}_i(X)$  in (13) is also distributed for any  $i \in \mathcal{N}_A$  due to the distributedness of  $\nabla_i V_{\text{ud}}(X)$  for any  $i \in \mathcal{N}_A$ . From the gradient-distributedness of  $\bar{V}_{\text{ud}}$  with respect to  $\bar{G}_{\text{ud}}$  and Theorem 1 in [6], for any  $i \in \mathcal{N}_A$ , there exists a function  $h_i : \mathbb{R}^{d \times (|\mathcal{N}_i(G_A)|+1)} \rightarrow \mathbb{R}^d$  satisfying the distributedness with respect to  $\bar{G}_{\text{ud}}$ , i.e.,  $\nabla_i \bar{V}_{\text{ud}}(X) = h_i(x_i, [x_j]_{j \in \mathcal{N}_i(\bar{G}_{\text{ud}})})$ . Now, let  $\check{G}$  and  $\hat{G}$  be  $\check{G} = (\mathcal{N}, \bar{\mathcal{E}}_{\text{ud}})$  and  $\hat{G} = (\mathcal{N}, \bar{\mathcal{E}}_{\text{ud}} \cup \{(i, j) : \forall i, j \in \mathcal{N}_B, i \neq j\})$ , respectively. Then,  $\mathcal{N}_i(\hat{G}) = \mathcal{N}_i(\check{G}), \forall i \in \mathcal{N}_A$  holds. Combining this and (19) gives  $\mathcal{N}_i(\bar{G}_{\text{ud}}) = \mathcal{N}_i(\hat{G}) = \mathcal{N}_i(\check{G}), \forall i \in \mathcal{N}_A$ . Furthermore, from (7), (17), and (1), no node in  $\mathcal{N}_A$  is a head of unidirectional edges in  $G$ , and hence we have  $\mathcal{N}_i(G) = \mathcal{N}_i(\check{G}), \forall i \in \mathcal{N}_A$ . Then, this equation and  $\mathcal{N}_i(\bar{G}_{\text{ud}}) = \mathcal{N}_i(\hat{G}) = \mathcal{N}_i(\check{G})$  yield  $\mathcal{N}_i(G) = \mathcal{N}_i(\bar{G}_{\text{ud}})$  for any  $i \in \mathcal{N}_A$ . Consequently, from the gradient-distributedness of  $\nabla_i \bar{V}_{\text{ud}}(X)$  with respect to  $\bar{G}_{\text{ud}}$ , we obtain  $\nabla_i \bar{V}_{\text{ud}}(X) = h_i(x_i, [x_j]_{j \in \mathcal{N}_i(G)})$  for any  $i \in \mathcal{N}_A$ . Therefore,  $\nabla_i \bar{V}_{\text{ud}}(X)$  is distributed for any  $i \in \mathcal{N}_A$ .

### D. Proof of Theorem 4

Here, we show the attractiveness of  $\mathcal{S} = \mathcal{T} \setminus (\mathcal{U}_1 \cup \mathcal{U}_2)$  with  $\mathcal{T}$  in (25),  $\mathcal{U}_1$  in (35), and  $\mathcal{U}_2$  in (36).

First, let  $\mathcal{A} = \bigcup_{Y \in \mathcal{S}} \mathcal{A}_Y$  with

$$\mathcal{A}_Y = \{X \in \mathbb{R}^{d \times n} : \|x_i - y_i\| < \varepsilon(Y) \forall i \in \mathcal{N}\}. \quad (42)$$

Here, we define the nonnegative function  $\varepsilon(Y)$  as follows:

$$\varepsilon(Y) = \min \left\{ \varepsilon_0(Y), \varepsilon_A(Y), \varepsilon_B(Y), \delta_B/2 \right\}, \quad (43)$$

where

$$\varepsilon_0(Y) = \frac{1}{6} \min_{\substack{i \in \mathcal{N}_{\text{mn}}, \\ j \in \mathcal{N}_{\text{mj}}, j \neq \alpha_Y(i)}} \|y_i - y_j\| \quad (44)$$

$$\varepsilon_K(Y) = \frac{1}{2} \min_{\substack{i \in \mathcal{N}_{\text{mn}}, \\ j \in \mathcal{N}_{\text{mj}}, j \neq \alpha_Y(i)}} |\delta_K - \|y_i - y_j\||, K = A, B \quad (45)$$

with  $Y = [y_1, \dots, y_n] \in \mathbb{R}^{d \times n}$  and

$$\alpha_Y \in \arg \min_{\alpha \in \Pi(\mathcal{N}_{\text{mn}}, \mathcal{N}_{\text{mj}})} \|[y_j]_{j \in \mathcal{N}_{\text{mn}}} - [y_{\alpha(j)}]_{j \in \mathcal{N}_{\text{mn}}}\|. \quad (46)$$

By the following lemma,  $\varepsilon(Y) > 0$  holds for any  $Y \in \mathcal{S}$ . Then,  $\mathcal{A} = \bigcup_{Y \in \mathcal{S}} \mathcal{A}_Y$  with (42) is an open set containing  $\mathcal{S}$ .

*Lemma 5:* The nonnegative scalar valued function  $\varepsilon(Y) \geq 0$  in (43), (44) and (45) is positive for  $Y = [y_1, \dots, y_n] \in \mathcal{S}$ .

*Proof:* Let  $Y \in \mathcal{S} = \mathcal{T} \setminus (\mathcal{U}_1 \cup \mathcal{U}_2)$ . From (25) and (44), we have  $\varepsilon_0(Y) > 0$  for any  $Y \in \mathcal{S}$ . In addition, from (45), we obtain  $\varepsilon_K(Y) > 0$ . Therefore,  $\varepsilon(Y) > 0$  follows from (43).  $\blacksquare$

Then, it is sufficient that we prove that  $\mathcal{A}$  becomes a region of attraction of  $\mathcal{S}$ . Now, we have the following two lemmas.

*Lemma 6:* If  $X \in \mathcal{A}_Y$  holds for  $\mathcal{A}_Y$  in (42) with some  $Y \in \mathcal{S}$  satisfying  $\varepsilon(Y) > 0$ , then  $\mathcal{C}_{\text{mn}} \subset \mathcal{N}_{\text{mn}}$  and  $\mathcal{C}_{\text{mj}} \subset$

$\mathcal{N}_{mj}$  hold for any  $\mathcal{C} \in \text{clq}(G_{\delta_K}(X))$ ,  $K = A, B$  such that  $\mathcal{C}_{mn} \neq \emptyset$ . Furthermore,  $\alpha_Y \in \Pi(\mathcal{N}_{mn}, \mathcal{N}_{mj})$  in (46) fulfills  $\alpha_Y(j) \in \mathcal{C}_{mj}$  for any  $j \in \mathcal{C}_{mn}$ .

*Proof:* Let  $K$  be  $A$  or  $B$ . For  $X \in \mathcal{A}_Y$  and any  $i, j \in \mathcal{N}$ ,

$$\|y_i - y_j\| - 2\varepsilon(Y) < \|x_i - x_j\| < \|y_i - y_j\| + 2\varepsilon(Y) \quad (47)$$

holds. Then, for  $i \in \mathcal{N}_{mn}$  and  $j \in \mathcal{N}_{mj}$  satisfying  $j \neq \alpha_Y(i)$ , from (45),  $(\|y_i - y_j\| - 2\varepsilon(Y)) - \|y_i - y_j\| < (\|y_i - y_j\| + 2\varepsilon(Y)) - \|y_i - y_j\| \leq |\delta_K - \|y_i - y_j\|| \neq 0$ . Thus, we obtain

$$\|y_i - y_j\| < \delta_K \Rightarrow \|y_i - y_j\| + 2\varepsilon(Y) < \delta_K \quad (48)$$

$$\|y_i - y_j\| > \delta_K \Rightarrow \|y_i - y_j\| - 2\varepsilon(Y) > \delta_K \quad (49)$$

are satisfied. First, we prove the former part of Lemma 6. Suppose that, for some  $\mathcal{C} \in \text{clq}(G_{\delta_K}(X))$  satisfying  $\mathcal{C}_{mn} \neq \emptyset$ ,  $\mathcal{C}_{mn} \subset \mathcal{N}_{mj}$  and  $\mathcal{C}_{mj} \subset \mathcal{N}_{mn}$  hold. Then, we have  $\alpha_Y(l) \notin \mathcal{C}_{mn}$  for some  $l \in \mathcal{C}_{mj}$ . Thus, we obtain  $\|x_{\alpha_Y(l)} - x_m\| > \delta_K$  for some  $m \in \mathcal{C}$ . In addition, from  $l, m \in \mathcal{C}$  and (47), we have  $\|y_l - y_m\| - 2\varepsilon(Y) = \|y_{\alpha_Y(l)} - y_m\| - 2\varepsilon(Y) < \|x_m - x_l\| \leq \delta_K$ . Then, from (49),  $\|y_l - y_m\| = \|y_{\alpha_Y(l)} - y_m\| \leq \delta_K$  follows. Therefore, using (45) and (48), we obtain  $\delta_K < \|x_{\alpha_Y(l)} - x_m\| < \|y_{\alpha_Y(l)} - y_m\| + 2\varepsilon(Y) = \|y_l - y_m\| + 2\varepsilon(Y) < \delta_K$ . This inequality has a contradiction.

Next, we prove the latter part. Assume that  $\alpha_Y(\mathcal{C}_{mn}) \not\subset \mathcal{C}_{mj}$  for some  $\mathcal{C}$ . Then, for some  $l \in \mathcal{C}_{mn}$ , we have  $\alpha_Y(l) \notin \mathcal{C}_{mj}$  and there exists  $m \in \mathcal{C}$  such that  $\|x_{\alpha_Y(l)} - x_m\| > \delta_K$ . Besides,  $\|x_l - x_m\| \leq \delta_K$  for  $l, m \in \mathcal{C}$ . Hence, we have  $\|y_l - y_m\| = \|y_{\alpha_Y(l)} - y_m\| < \delta_K$  from (45), (47), and the contraposition of (49). Then,  $\|x_{\alpha_Y(l)} - x_m\| < \delta_K$  follows from (47) and (48), which contradicts  $\|x_{\alpha_Y(l)} - x_m\| > \delta_K$ . ■

*Lemma 7:* Suppose that  $X \in \mathcal{A}_Y$  holds for some  $Y \in \mathcal{S}$ . Then, for  $\mathcal{C} \in \text{clq}(G_{\delta_K}(X))$ ,  $K = A, B$  satisfying  $\mathcal{C}_{mn} \neq \emptyset$  and  $\bar{\alpha}_C$  in (32), the equation

$$\alpha_Y|_{\mathcal{C}_{mn}} = \bar{\alpha}_C \quad (50)$$

holds, where  $\alpha_Y|_{\mathcal{C}_{mn}}$  represents a restricted mapping of  $\alpha_Y$  in (46) for  $\mathcal{C}_{mn}$ , i.e.,  $\alpha_Y(j) = \alpha_Y|_{\mathcal{C}_{mn}}(j)$  for all  $j \in \mathcal{C}_{mn}$ .

*Proof:* Let  $K$  be an element of  $\{A, B\}$ . Suppose that  $\bar{\alpha}_C \neq \alpha_Y|_{\mathcal{C}_{mn}}$  holds for some  $\mathcal{C} \in \text{clq}(G_{\delta_K}(X))$  satisfying  $\mathcal{C}_{mn} \neq \emptyset$ . Then, we obtain  $\|[x_j]_{j \in \mathcal{C}_{mn}} - [x_{\bar{\alpha}_C(j)}]_{j \in \mathcal{C}_{mn}}\| < \|[x_j]_{j \in \mathcal{C}_{mn}} - [x_{\alpha_Y(j)}]_{j \in \mathcal{C}_{mn}}\|$  since  $\mathcal{C}_{mn} \cup \alpha_Y|_{\mathcal{C}_{mn}}(\mathcal{C}_{mn}) \subset \mathcal{C}$  holds from Lemma 6. Thus, for some  $j \in \mathcal{C}_{mn}$ ,  $\|x_j - x_{\bar{\alpha}_C(j)}\| < \|x_j - x_{\alpha_Y(j)}\| < 2\varepsilon(Y)$  is obtained. Meanwhile, from (43) and (44), we obtain  $2\varepsilon(Y) > \|x_j - x_{\bar{\alpha}_C(j)}\| \geq \|x_{\bar{\alpha}_C(j)} - x_{\alpha_Y(j)}\| - \|x_j - x_{\alpha_Y(j)}\| > \|y_{\bar{\alpha}_C(j)} - y_{\alpha_Y(j)}\| - 2\varepsilon(Y) - 2\varepsilon(Y) \geq \min_{l \in \mathcal{C}_{mj}, l \neq \alpha_Y(j)} \|y_j - y_l\| - 4\varepsilon(Y)$ . Hence  $\min_{l \in \mathcal{C}_{mj}, l \neq \alpha_Y(j)} \|y_j - y_l\| < 6\varepsilon(Y) \leq \min_{l \in \mathcal{C}_{mj}, l \neq \alpha_Y(j)} \|y_j - y_l\|$  follows from (44), which yields a contradiction. Thus, (50) holds for  $\mathcal{C} \in \text{clq}(G_{\delta_K}(X))$ . ■

Using Lemmas 5, 6, and 7, we prove Theorem 4. Assume  $X(0) \in \mathcal{A}$  is satisfied. Then, there exists  $Y \in \mathcal{S}$  such that  $X(0) \in \mathcal{A}_Y$ . From Lemmas 5 and 7, if  $X(0) \in \mathcal{A}_Y$ , then a restricted mapping  $\alpha_Y|_{\mathcal{C}_{mn}}$  can always be defined for any  $\mathcal{C} \in \text{clq}(G_{\delta_K}(X))$ ,  $K = A, B$  satisfying  $\mathcal{C}_{mn} \neq \emptyset$ . Thus, from (50), the dynamics in (5) with (6) and the designed controller

is reduced to

$$\dot{x}_i(t) = \begin{cases} -\zeta_i(X(t))(x_i(t) - x_{\alpha_Y(i)}(t)), & i \in \mathcal{N}_{mn} \\ -\zeta_i(X(t))(x_i(t) - x_{\alpha_Y^{-1}(i)}(t)), & i \in \mathcal{N}_{mj} \cap \alpha_Y(\mathcal{N}_{mn}) \\ 0, & i \in \mathcal{N}_{mj} \setminus \alpha_Y(\mathcal{N}_{mn}), \end{cases} \quad (51)$$

where  $\zeta_i(X)$  is given as follows:

$$\zeta_i(X) = \begin{cases} \frac{1}{2}(\lambda_i |\text{clq}_i(G_{\delta_A}(X))| \\ + (2\kappa_i + \eta_i) |\text{clq}_i(G_{\delta_B}(X))|), & i \in \mathcal{N}_A \\ \mu_i |\text{clq}_i(G_{\delta_B}(X))|, & i \in \mathcal{N}_B. \end{cases} \quad (52)$$

Note that  $\zeta_i(X)$  is a positive number for  $i \in \mathcal{N} \setminus \alpha_Y(\mathcal{N}_{mn})$  because  $\|x_i - x_{\alpha_Y(i)}\| < 2\varepsilon(Y) \leq \delta_B$  holds on  $\mathcal{A}_Y$ . From (51), for  $i \in \mathcal{N}_{mn}$  and  $\alpha_Y(i) \in \mathcal{N}_{mj}$ , we obtain

$$\dot{x}_i(t) - \dot{x}_{\alpha_Y(i)}(t) = -(\zeta_i(X(t)) + \zeta_{\alpha_Y(i)}(X(t)))(x_i(t) - x_{\alpha_Y(i)}(t)). \quad (53)$$

Now, we prove  $X(t) \rightarrow \mathcal{T}$  as follows. From (53), agents  $i$  and  $\alpha_Y(i)$  approach each other along with the line segment connecting  $x_i(0)$  and  $x_{\alpha_Y(i)}(0)$ . This line segment is contained in the open ball  $\{x \in \mathbb{R}^d : \|x - y_i\| < \varepsilon(Y)\}$  because  $y_i = y_{\alpha_Y(i)}$  holds for  $i \in \mathcal{N}_{mn}$  from (25) and (42), and because both  $x_i(0)$  and  $x_{\alpha_Y(i)}(0)$  are contained in this open ball. Hence, both  $x_i$  and  $x_{\alpha_Y(i)}$  under (53) remain in this ball because Lemma 7 always holds on this line segment. Moreover,  $G(X)$  is invariant on  $\mathcal{A}_Y$  because, from (47), (48), and (49),  $G(X) = G(Y)$  holds for any  $X \in \mathcal{A}_Y$ . Then,  $\zeta_i(X)$  in (52) is constant. Hence, from (53), the function  $V_i(X) := \|x_i - x_{\alpha_Y(i)}\|^2$  satisfies  $\dot{V}_i(X(t)) = -(\zeta_i(X(t)) + \zeta_{\alpha_Y(i)}(X(t)))V_i(X)$ . By using Lyapunov's theorem [9], we obtain  $\lim_{t \rightarrow \infty} \|x_i(t) - x_{\alpha_Y(i)}(t)\| = 0$  and its exponential convergence for any  $i \in \mathcal{N}_{mn}$ . Then,  $X(t) \rightarrow \mathcal{T}$  is achieved in the open set  $\mathcal{A} = \cup_{Y \in \mathcal{S}} \mathcal{A}_Y \supset \mathcal{S}$ . Thus,  $\mathcal{S} = \mathcal{T} \setminus (\mathcal{U}_1 \cup \mathcal{U}_2)$  is locally attractive, and the convergence is exponential.

## REFERENCES

- [1] S. Martínez, J. Cortés, and F. Bullo, "Motion coordination with distributed information," *IEEE Control Systems Magazine*, vol. 27, no. 4, pp. 75–88, 2007.
- [2] D. V. Dimarogonas and K. H. Johansson, "On the stability of distance-based formation control," in *2008 47th IEEE Conference on Decision and Control (CDC)*. IEEE, 2008, pp. 1200–1205.
- [3] M. Mesbahi and M. Egerstedt, *Graph Theoretic Methods in Multiagent Networks*. Princeton University Press, 2010.
- [4] K.-K. Oh, M.-C. Park, and H.-S. Ahn, "A survey of multi-agent formation control," *Automatica*, vol. 53, pp. 424–440, 2015.
- [5] Z. Sun, S. Mou, B. D. Anderson, and M. Cao, "Exponential stability for formation control systems with generalized controllers: A unified approach," *Systems & Control Letters*, vol. 93, pp. 50–57, 2016.
- [6] K. Sakurama, S. Azuma, and T. Sugie, "Distributed controllers for multi-agent coordination via gradient-flow approach," *IEEE Transactions on Automatic Control*, vol. 60, no. 6, pp. 1471–1485, 2015.
- [7] K. Sakurama, "Unified formulation of multiagent coordination with relative measurements," *IEEE Transactions on Automatic Control*, vol. 66, no. 9, pp. 4101–4116, 2021.
- [8] K. Sakurama and T. Sugie, "Generalized coordination of multi-robot systems," *Foundations and Trends® in Systems and Control*, vol. 9, no. 1, pp. 1–170, 2021.
- [9] H. K. Khalil, *Nonlinear Control*. Pearson Higher Ed, 2014.

- [10] A. Bacciotti and F. Ceragioli, "Stability and stabilization of discontinuous systems and nonsmooth Lyapunov functions," *ESAIM: Control, Optimisation and Calculus of Variations*, vol. 4, pp. 361–376, 1999.
- [11] D. Shevitz and B. Paden, "Lyapunov stability theory of nonsmooth systems," *IEEE Transactions on Automatic Control*, vol. 39, no. 9, pp. 1910–1914, 1994.
- [12] W. M. Haddad and V. Chellaboina, *Nonlinear Dynamical Systems and Control: A Lyapunov-Based Approach*. Princeton University Press, 2008.
- [13] W. Ren and R. W. Beard, "Consensus seeking in multiagent systems under dynamically changing interaction topologies," *IEEE Transactions on Automatic Control*, vol. 50, no. 5, pp. 655–661, 2005.
- [14] M. Cao, A. S. Morse, C. Yu, B. D. Anderson, and S. Dasgupta, "Controlling a triangular formation of mobile autonomous agents," in *2007 46th IEEE Conference on Decision and Control (CDC)*. IEEE, 2007, pp. 3603–3608.
- [15] F. Dörfler and B. Francis, "Geometric analysis of the formation problem for autonomous robots," *IEEE Transactions on Automatic Control*, vol. 55, no. 10, pp. 2379–2384, 2010.
- [16] R. Olfati-Saber, J. A. Fax, and R. M. Murray, "Consensus and cooperation in networked multi-agent systems," *Proceedings of the IEEE*, vol. 95, no. 1, pp. 215–233, 2007.
- [17] K.-K. Oh and H.-S. Ahn, "Distance-based control of cycle-free persistent formations," in *2011 IEEE International Symposium on Intelligent Control (ISIC)*. IEEE, 2011, pp. 816–821.
- [18] M.-C. Park and H.-S. Ahn, "Stabilisation of directed cycle formations and application to two-wheeled mobile robots," *IET Control Theory & Applications*, vol. 9, no. 9, pp. 1338–1346, 2015.
- [19] V. H. Pham, M. H. Trinh, and H.-S. Ahn, "Distance-based directed formation control in three-dimensional space," in *2017 56th Annual Conference of the Society of Instrument and Control Engineers of Japan (SICE)*. IEEE, 2017, pp. 886–891.
- [20] P. Zhang, M. de Queiroz, M. Khaledyan, and T. Liu, "Control of directed formations using interconnected systems stability," *Journal of Dynamic Systems, Measurement, and Control*, vol. 141, no. 4, 2019.
- [21] M. Saska, T. Krajník, and L. Pfeucil, "Cooperative  $\mu$ UAV-UGV autonomous indoor surveillance," in *International Multi-Conference on Systems, Signals & Devices*. IEEE, 2012, pp. 1–6.
- [22] B. Arbanas, A. Ivanovic, M. Car, M. Orsag, T. Petrovic, and S. Bogdan, "Decentralized planning and control for UAV-UGV cooperative teams," *Autonomous Robots*, vol. 42, no. 8, pp. 1601–1618, 2018.
- [23] D. C. Woffinden and D. K. Geller, "Navigating the road to autonomous orbital rendezvous," *Journal of Spacecraft and Rockets*, vol. 44, no. 4, pp. 898–909, 2007.
- [24] J. Cortés, S. Martínez, and F. Bullo, "Spatially-distributed coverage optimization and control with limited-range interactions," *ESAIM: Control, Optimisation and Calculus of Variations*, vol. 11, no. 4, pp. 691–719, 2005.
- [25] K. Laventall and J. Cortés, "Coverage control by multi-robot networks with limited-range anisotropic sensory," *International Journal of Control*, vol. 82, no. 6, pp. 1113–1121, 2009.
- [26] Y. Fan, G. Feng, Y. Wang, and J. Qiu, "A novel approach to coordination of multiple robots with communication failures via proximity graph," *Automatica*, vol. 47, no. 8, pp. 1800–1805, 2011.
- [27] M. S. Ramli and S. Yamamoto, "A Lyapunov function approach to dynamic stable matching in a multi-agent system," in *The International Congress for Global Science and Technology*, vol. 1, no. 13, 2015, pp. 1–13.
- [28] K. Sakurama and H.-S. Ahn, "Multi-agent coordination over local indexes via clique-based distributed assignment," *Automatica*, vol. 112, p. 108670, 2020.
- [29] H. A. Poonawala and M. W. Spong, "Preserving strong connectivity in directed proximity graphs," *IEEE Transactions on Automatic Control*, vol. 62, no. 9, pp. 4392–4404, 2017.
- [30] L. Sabattini, C. Secchi, N. Chopra, and A. Gasparri, "Distributed control of multirobot systems with global connectivity maintenance," *IEEE Transactions on Robotics*, vol. 29, no. 5, pp. 1326–1332, 2013.
- [31] Y. Sano, T. Endo, T. Shibuya, and F. Matsuno, "Decentralized navigation and collision avoidance for robotic swarm with heterogeneous abilities," *Advanced Robotics*, pp. 1–12, 2022.
- [32] Y. Watanabe and K. Sakurama, "Distributed dynamic matching of two groups of agents with different sensing ranges," in *2022 61st IEEE Conference on Decision and Control (CDC)*, 2022, pp. 5916–5921.
- [33] A. F. Filippov, *Differential Equations with Discontinuous Righthand Sides: Control Systems*. Springer Science & Business Media, 1988, vol. 18.
- [34] G. V. Smirnov, *Introduction to the Theory of Differential Inclusions*. American Mathematical Society, 2022, vol. 41.
- [35] S. G. Krantz and H. R. Parks, *A Primer of Real Analytic Functions*. Springer Science & Business Media, 2002.
- [36] D. Schultz and U. J. Gibson, "The variable gradient method for generating Lyapunov functions," *Transactions of the American Institute of Electrical Engineers, Part II: Applications and Industry*, vol. 81, no. 4, pp. 203–210, 1962.
- [37] Y. Watanabe, K. Sakurama, and H.-S. Ahn, "Gradient-based distributed controller design over directed networks," *arXiv preprint arXiv:2304.10921*, 2023.
- [38] K. Sakurama, S.-I. Azuma, and T. Sugie, "Multiagent coordination via distributed pattern matching," *IEEE Transactions on Automatic Control*, vol. 64, no. 8, pp. 3210–3225, 2018.