

Granular-ball computing: an efficient, robust, and interpretable adaptive multi-granularity representation and computation method

Shuyin Xia^a, Guoyin Wang^{a,*}, Xinbo Gao^a and Xiaoyu Lian^a

^aThe Chongqing Key Laboratory of Computational Intelligence, Chongqing University of Telecommunications and Posts, 400065, Chongqing, China.

ARTICLE INFO

Keywords:

Granular-ball computing
Classification
Clustering
Rough sets
Evolutionary computing

ABSTRACT

Human cognition operates on a “Global-first” cognitive mechanism, prioritizing information processing based on coarse granularity details. This mechanism inherently possesses an adaptive multi-granularity description capacity, resulting in computational traits such as efficiency, robustness, and interpretability. While many existing artificial intelligence (AI) learning techniques exhibit some multi-granularity attributes, they often fall short of aligning with the “Global-first” cognitive principle. For example, classifiers traditionally rely on the finest granularity of “point” inputs; most clustering algorithms designed for non-convex data necessitate calculating the mutual relationships between every pair of points at the finest granularity. They then compute adjacency matrices (like in spectral clustering) based on these relationships, or search for single-granularity “ k ” nearest neighbors to ascertain density (as seen in methods like density peak and DBSCAN). Existing neural networks for image recognition primarily scrutinize inputs at the pixel point level. The analysis pattern reliance on the finest granularity and single-granularity makes most existing computational methods less efficient, robust, and interpretable, which is an important reason for the current lack of interpretability in neural networks. Multi-granularity granular-ball computing is an important model method developed in the field of granular computing in recent years. It employs granular-balls of varying sizes to adaptively represent and envelop the sample space, facilitating learning based on these granular-balls. Given that the number of coarse granularity “granular-balls” is fewer than sample points, granular-ball computing proves more efficient. Moreover, the inherent coarse granularity nature of granular-balls reduces susceptibility to fine granularity sample disturbances, enhancing robustness. Furthermore, the multi-granularity construct of granular-balls generates topological structures and coarse granularity descriptions, naturally augmenting interpretability. Granular-ball computing has successfully ventured into diverse AI domains, fostering the development of innovative theoretical methods, including granular-ball classifiers, clustering techniques, neural networks, rough sets, and evolutionary computing. This has notably ameliorated the efficiency, noise robustness, and interpretability of traditional methods. Overall, granular-ball computing is a rare and innovative theoretical approach in AI that can adaptively and simultaneously enhance efficiency, robustness, and interpretability. It has good innovation, practicality, and development potential. This article endeavors to offer a comprehensive overview of these techniques, shedding light on the predominant challenges confronting granular-ball computing. It delves into the main application landscapes for granular-ball computing, aiming to equip future researchers with references and insights to refine and expand this promising theory.

1. Introduction

Multi-granularity distribution is a common way for the human brain to perceive things and is one of the inherent organizational structures of the world. Intuitively, multi-granularity encompasses coarse granularity, fine granularity, and their interrelationships. For example, in the organization of a country, the coarsest granularity is the “country”, followed by finer granularities such as provinces, cities, counties, towns, villages, streets, and individuals. The structure of folders in our computers is similar. In the field of AI, many intelligent algorithms also exhibit multi-granular characteristics, such as the k -means clustering algorithm, where a larger k value indicates coarser granularity and a smaller value indicates finer granularity. In a convolutional neural network, the map features become more abstract and coarser granularity as they progress. Multi-granularity is an important interpretability mechanism, and many AI technologies

introduce this mechanism to improve the interpretability of models.

Multi-granularity computing, also referred to as granular computing, stands as a pivotal theoretical method within the domain of AI, boasting a rich historical tapestry. The esteemed American control theorist, Zadeh, introduced the concept of fuzzy information granulation (or granular computing) back in 1979 [52, 53]. Foundational theories underpinning early granular computing encompass fuzzy sets [3, 13, 19, 57], rough sets [18, 12, 24], quotient space theory [54, 55], and the cloud model theory [16, 17]. Fuzzy sets leverage membership functions to granulate ambiguous data, while rough set theory and quotient space theory employ equivalence relations and equivalence classes to frame particles of varying scales. While rough set theory’s domain is an ensemble of object points, disregarding any topological interrelations among elements, quotient space theory is predicated on the existence of these topological relationships between domain constituents. Quotient space and cloud models are important original theoretical achievements in the information field in China. Additionally, Chinese scholars have also made many outstanding contributions in the field

✉ xiasy@cqupt.edu.cn (S. Xia); wanggy@cqupt.edu.cn (G. Wang);
gaobx@cqupt.edu.cn (X. Gao); lianxiaoyu724@qq.com (X. Lian)
ORCID(s):

of rough sets, such as Wang's discovery of the difference between the algebraic form and the information entropy form of rough sets [30], Miao and others' discovery of the equivalence between fuzzy soft sets and fuzzy information systems [23], Qian and Liang reduced the positive domain calculation in attribute combination explosion through positive domain reduction and core membership [24], Xu established the topological structure of the covering rough set model [50], Yao pointed out the significant interference effect of label noise on upper and lower approximation calculations [51], Hu and others proposed neighborhood rough sets [10] and robust rough set models [11], Wu and others proposed multi-scale decision tables [32], Chen and Li proposed the incremental approximation method based on rough sets in dynamic maintenance environments [5]. Further augmenting the field, Xia and Wang unveiled the stability of attribute local redundancy, facilitating accelerated classical rough sets [33]. They also identified the overfitting tendencies of classical rough sets in relation to attribute noise and introduced an attribute relative importance measurement, thereby enhancing rough set robustness. Moreover, they proposed a rough set classification model and utilized rough sets to orchestrate concept lattices, which markedly trimmed down the size of concept lattices, granting rough sets a more lucid knowledge representation [33]. The duo then utilized tree structures for spatial partitioning to generate equivalence classes, innovating the rectangle-based granular-ball rough sets, thereby achieving the representation analysis of rough sets for continuous data [43]. In a subsequent breakthrough, they eradicated the heterogeneous transmission phenomenon observed in conventional neighborhood rough sets by harnessing granular-ball computing. This allowed neighborhood rough set upper and lower approximations to employ equivalence class representation and established a cohesive model representation for Pawlak rough sets and neighborhood rough sets. This was a pioneering move, realizing rough set equivalence class representation while adaptively managing continuous attributes [39]. The essence of multi-granularity is intrinsically echoed throughout these contributions.

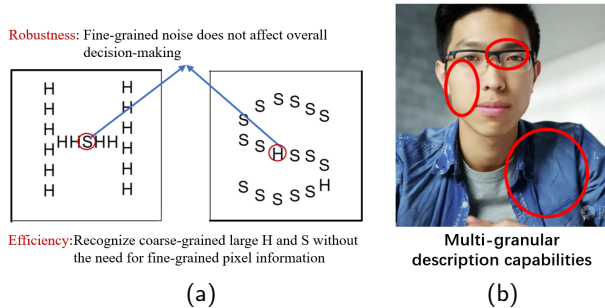


Figure 1: The human brain's "Global-first" cognitive mechanism is highly efficient and important features such as robustness and multi-granularity description. (a) Efficiency and robustness; (b) Multi-granularity description capability.

In 1982, Academician Chen Lin's pioneering research, which was featured in the journal "Sciences", spotlighted the discovery of the "Global-priority characteristic of human cognition". As depicted in Fig. 1, humans initially discern the prominent outline of letters, subsequently shifting their attention to the finer details and specific letters nested within these larger forms [6]. Drawing inspiration from this inherent human cognitive mechanism and marrying it with traditional granular computing concepts, Wang Guoyin introduced the notion of multi-granularity cognitive computing [31]. Xia and Wang further discovered that the global-first cognitive mechanism of human cognition has efficiency, robustness, and interpretability. These cognitive attributes emerged as pivotal cornerstones to address challenges related to the trustworthiness, reliability, and interpretability of AI. In fact, their significance was such that they were heralded as one of the top ten frontier scientific conundrums by the Chinese Association for Science and Technology in 2022. As elucidated in Fig. 1, consider an image sized at 1000×1000 pixels, amounting to a total of 1 million pixels. When tasked with recognizing the dominant letters within the image, the human brain, even from a distance, can swiftly do so, primarily due to its innate tendency to first process coarse granularity contour information. In stark contrast, existing convolutional neural networks necessitate the input of both images as 1000×1000 matrices. The networks then proceed to compute based on each individual point before discerning the contour information. Evidently, while the human brain circumvents the need to process each pixel, the latter computational approach is markedly inefficient. On closer inspection, one observes that the large "H" encapsulates a smaller "S", and the large "S" envelops a diminutive "H". While these intricate details don't impede the overarching recognition abilities of the human brain, they might significantly affect the recognition outcomes of AI methodologies. For instance, label noise in classifications can potentially compromise the effectiveness of a classifier [40]. As portrayed in Fig. 2(a), the red noise points make the decision curve curved, thereby diminishing its generalization capability. Adversarial examples could substantially undermine the accuracy of neural networks [4]. In Fig. 1(b), the introduction of minimal noise points to a facial image might not deter human recognition, but it can precipitously degrade a neural network's recognition efficacy. This susceptibility stems largely from the predominant reliance on fine granularity pixel learning, thereby compromising the robustness of many contemporary AI learning paradigms. Human cognitive interpretability is rooted in its ability to process information at both coarse granularity and multi-granularity levels. Learning based on singular pixel data lacks interpretability. Analogously, in conceptual learning, concepts that are characterized by a solitary or exceedingly limited number of samples often lack meaning. In contrast, multi-granularity information derived from a multitude of samples, such as contours, provides a more comprehensive description. For instance, in Fig. 1(b), human cognition identifies a person. While areas like clothing, which lack

distinct color or semantic cues, are processed with a coarser granularity, features like the eyes and face command more detailed attention. In order to effectively solve the inherent low efficiency, robustness and interpretability problems of AI computing, Wang and Xia advanced the concept of multi-granularity granular-ball computing, which was founded on multi-granularity cognitive computing. The original motivation for the proposal of multi-granularity granular-balls comes from the classifier, as shown in Fig. 3.

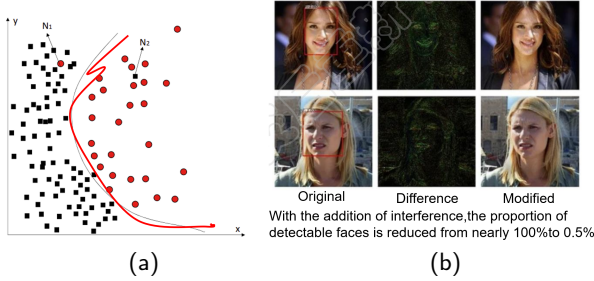


Figure 2: “Global-first” multi-granularity cognitive computing has important characteristics such as high efficiency, robustness and multi-granularity description. (a) The efficiency and robustness of multi-granularity cognition; (b) Multi-granularity description ability of multi-granularity cognition.

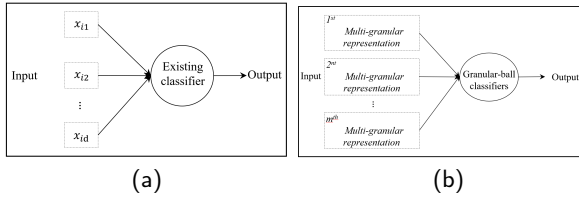


Figure 3: The cognitive mechanism of “holistic perception” in the human brain has important characteristics such as efficiency, robustness, and multi-granularity description. (a) Efficiency and robustness; (b) Ability to describe with multiple granularities.

As shown in Fig. 3(a), traditional classifiers operate on the finest granularity of data points (x_i) as their input, lacking a robust multi-granularity framework. Therefore, we initially aimed to design a more comprehensive multi-granularity classifier, as shown in Fig. 3(b). Presently, various algorithms incorporate multi-granularity concepts into classification tasks [1, 26], often relying on cluster analysis results. However, the approach in Figure 3(b) is unique in two ways. Firstly, the multi-granularity representation in the figure is not the same as simple data preprocessing but serves as a data representation. Its generation method should be efficient, minimally reliant on learning, and adaptive. If it is inefficient, it will affect the efficiency of the learning framework; if it relies on other feature learning generation methods and introduces other learning parameters or hyperparameters, it will make the multi-granularity learning method dependent on that feature learning generation method. Existing learning methods, such as those based on traditional clustering, are often hampered by the inherent limitations of

the clustering algorithm itself. For instance, k -means-based clustering methods may struggle with non-convex data, and the choice of ‘ k ’ is a critical hyperparameter [2]. Conversely, density-based clustering methods, while capable of handling non-convex data, might introduce inefficiencies and additional hyperparameters. Secondly, prevailing methodologies seldom convert existing learning paradigms into true multi-granularity learning patterns, as exemplified by the multi-granularity classifier in Fig. 3(b). They are not thorough multi-granularity learning patterns. For instance, the support vector machines based on clustering, or the granular mapping of data in different data spaces in support vector machines [29, 2], have to some extent improved the efficiency of SVMs based on multi-granularity ideas, but they have not fundamentally transformed the traditional support vector machine model itself into a multi-granularity support vector machine model that does not rely on point inputs and learning. Multi-granularity neural network approaches primarily involve the use of fuzzy sets, rough sets, and other multi-granularity techniques to granulate input or output data or to fuzzify/discretize neural network weights, thereby enhancing the model’s interpretability [15, 21, 22, 28]. However, these neural network models largely adhere to point-based inputs and analyses. Hence, as delineated in Fig. 3(b), our goal is to craft a multi-granularity classifier grounded in multi-granularity representation inputs and model enhancements, distinct from conventional learning algorithms. This theory isn’t confined to addressing a singular aspect such as efficiency and interpretability; rather, it leverages a broad spectrum of multi-granularity cognitive mechanisms to simultaneously tackle efficiency, robustness, and interpretability. Concretely, we employ multi-granularity granular-balls for multi-granularity representation and carry out computational learning based on these granular-balls. The fundamental rationale for utilizing granular-balls as multi-granularity feature representations is that these geometric shapes possess complete symmetry, offering the simplest and most unified mathematical model expression in any dimensional space, that is $\{x | (x - c)^d \leq r^d\}$, where x denotes the samples enclosed within the granular-ball, and c and r represent its center and radius, respectively. Regardless of the dimension, only two parameters, the center and radius, are needed to characterize the ball. This characteristic makes it highly adaptable to high-dimensional data. In contrast, other geometric representation structures like ellipsoids or rectangles require an increasing number of parameters and exhibit greater expression complexity as dimensionality grows. Moreover, the standard granular-ball representation equation is continuous and differentiable, a crucial foundation for the granular-ball support vector machine’s dual model derivation and solution.

The concept and utility of granular-ball coverage representation and computation can be elucidated through the classification problem depicted in Fig. 4 [37]. As shown in Fig. 4, (a) is the result of applying granular-balls coverage to the fourclass dataset; (b) is the result after retaining the granular-balls, where the boundaries of the balls and the

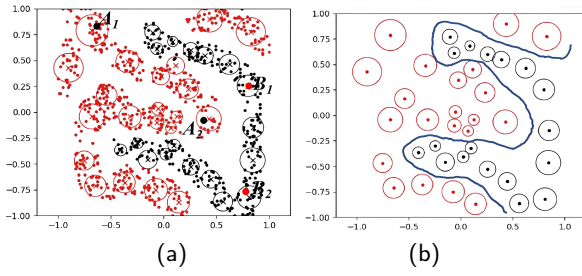


Figure 4: Taking classification as an example, the basic idea of granular-ball computing. (a) The granular-ball covers the sample set; (b) The decision boundary of the ball is consistent with the original data.

sample boundaries have a good consistency. Granular-balls, akin to samples, are endowed with corresponding classification labels, denoted by two distinct colors representing two classes. In Fig. 4(a), the average radius is employed, which does not lead to complete coverage. Fig. 4(a) features thousands of sample points, whereas Fig. 4(b) encompasses only about 50 granular-balls, effectively reducing the data volume by over tenfold, thereby enhancing the efficiency of granular-ball computing. Moreover, some red granular-balls incorporate a small number of black points, indicating label noise characteristics, as exemplified by A_1 and A_2 . Nonetheless, these black points do not compromise the coarse granularity granular-ball labels, rendering the computing process robust. The granular-ball computing model can be formally defined as follows. Given a dataset $D = \{x_i, i = 1, 2, \dots, n\}$, where x_i represents the samples, and n is the total number of samples in D . $GB_j (j = 1, 2, \dots, k)$ denotes a granular-ball generated based on D , with k representing the total number of granular-balls generated from D . The standard model for multi-granularity granular-ball computing is presented below:

$$f(x, \vec{\alpha}) \longrightarrow g(GB, \vec{\beta})$$

$$s.t. \quad \min \quad \frac{n}{\sum_{j=1}^k |GB_j|} + k + \text{loss}(GB) \quad (1)$$

$$\text{quality}(GB_j) \geq T,$$

In this model, $|\cdot|$ denotes the number of samples in a set, i.e. the number of samples in a granular-ball. Model (1) consists of two parts: the constraint condition representing the granular-ball generation model and the objective representing the granular-ball computing model. The constraint condition is mainly used to constrain the generation of granular-balls. The first term of the constraint condition's objective represents the reciprocal of the coverage degree with granular-balls on samples. In general, the more samples are covered with other learning performance essentially unchanged, the less information loss; the second term is the number of granular-balls, and under other conditions unchanged, the fewer the number of granular-balls, the better the efficiency and robustness of granular-ball computing; the third item is mainly for when granular-balls are used

in methods such as deep learning. Since the representation of sample points changes, it is necessary to further control the quality of granular-balls in the loss function based on methods such as metric learning. The constraint in the constraint condition is to meet the quality threshold requirement of granular-balls, which is used to control the minimum granularity of balls. This is the only parameter in the entire granular-ball generation process and is not sensitive in many cases; moreover, adaptive methods can be used for constraints. In the objective of the granular-ball computing model, $f(x, \vec{\alpha})$ represents the existing learning model with point x as input, and $\vec{\alpha}$ is the model parameter. $g(GB, \vec{\beta})$ represents the granular-ball computing learning model with the granular-ball GB as input, and $\vec{\beta}$ is the model parameter. When the input of the learning model changes from the traditional point x input to the granular-ball GB , the computing model also transforms from the traditional f to g . Since the number of granular-balls is often much smaller than the number of sample points x , the computing of granular-balls is more efficient. Compared to traditional point/pixel input, granular-balls have coarser granularity and are less susceptible to interference from fine granularity sample points, thus providing better robustness compared to traditional methods. In contrast to traditional points/pixels, granular-balls serve as a set of sample points that can better represent multi-granular knowledge concepts, depict the overall distribution of data, and align with the large-scale cognitive processes of the human brain, thus offering better interpretability.

Besides the primary features outlined above, granular-ball computing, as a multi-granular representation and computation theory, also boasts unique traits in specific scenarios, such as its capability for subspace decomposition. Granular-balls can adaptively depict the local distribution characteristics of data. As a precise geometric construct, they offer a localized, multi-granular accurate gauge of relationships within coarse granularity subspaces. In summary, granular-ball computing stands out as a singular AI theoretical framework that adaptively augments AI's efficiency, robustness, and interpretability, all the while integrating other multi-granular attributes. These facets will be further detailed in the discussions on specific granular-ball computing theory applications across diverse domains in subsequent sections.

The multi-granularity granular-ball computing theory has found extensive applications across diverse domains, leading to varied methods for generating granular-balls and their corresponding computational models. Foundational theories such as granular-ball rough sets [39], granular-ball classifiers [37, 41], granular-ball neural networks [27], granular-ball evolutionary computing [34], and granular-ball fuzzy sets [36] have been formulated. In comparison to traditional approaches, granular-ball computing elevates efficiency, robustness, and interpretability. Initially conceived to address the adaptive multi-granularity representation and computation challenges in classification, granular-ball computing birthed the first classifier model independent of

point/pixel input: the granular-ball support vector machine. This innovation enhances the efficiency and robustness of support vector machine classification [37, 41]. This paper commences by elucidating the core concepts of granular-ball computing, exemplified by the granular-ball support vector machine, and subsequently delves into an introductory overview of other foundational granular-ball computing theories.

2. Granular-ball classification model and method

As shown in model (1), the granular-ball classification learning method encompasses two facets: one pertains to the generation of granular-balls as delineated in the constraints, and the other relates to the computational model that takes granular-balls as inputs. The formulation of granular-balls in classification bifurcates into two dimensions: the first is the representation and quality assessment of granular-balls, and the second revolves around the methodology adopted for their generation.

2.1. The process of granular-ball formation

Currently, two primary methods exist for generating granular-balls. The first is the ordered generation method, where each ball is generated in a sequential manner. The more prevalent method, however, is the split generation approach, as illustrated in Fig. 5. To realize the cognitive law of “Global-first”, the algorithm starts to generate from the least number of balls, and stops when the constraint is reached. This not only facilitates a cognitive computing progression from coarse to fine granularity but also ensures that the quantity of granular-balls remains as minimal as possible (correlating to the second component of the objective within the constraint in model (1)). Initially, the entire dataset can be perceived as a ball, which at this juncture, possesses the poorest quality, failing to capture any intrinsic distribution features of the data. Such a representation neither meets the constraints nor supports the optimization goals of the given problem. Subsequently, the number of labels from diverse categories within the granular-balls is tallied, which in the case of Fig. 5, amounts to three, prompting the splitting of three balls as depicted in (a). Nevertheless, the individual quality of these balls remains unsatisfactory, necessitating further division. As the splitting advances, the quality of the granular-balls escalates and the decision boundary sharpens. The algorithm reaches convergence once every granular-ball satisfies quality criteria, marking the point at which the boundary is most distinct. As evident in Fig. 5(f), upon algorithmic convergence, the demarcation between granular-balls and the dataset aligns impeccably. The granular-ball splitting process is elaborated further as follows:

In classification scenarios, the entire dataset is initially regarded as a singular granular-ball. The earliest method for granular-ball splitting adopted in extant granular-ball classifiers employed the efficient k -means algorithm—where k signifies the count of labels within a granular-ball—to guarantee the overarching efficiency of the procedure [35,

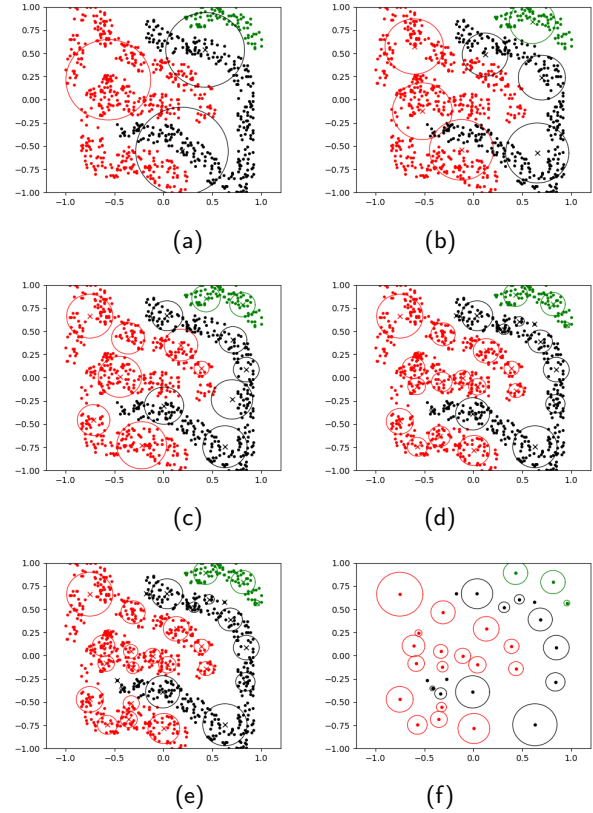


Figure 5: The process of granular-ball splitting generation on the UCI data set fourclass. The purity threshold is 1, and the colors of the three balls in the figure (corresponding to the colors of the three sample points) represent the three categories of labels. (a) The data label of the first iteration is 3 classes, so it is 3 granular-balls. (b) The structure after the second granular-ball splitting refinement; (c)-(d) Intermediate results; (e) The final stable results; (f) The extracted granular-balls.

37]. When splitting, the initial center for each granular-ball is a point representative of each label in the ball. For instance, if a granular-ball encompasses five classes, one point from each class would be chosen, yielding five initial points in total. The rationale behind this selection is to ensure that the distribution of the initial point aligns closely with the resulting granular-ball generation, allowing the granule generation algorithm to achieve convergence more swiftly. In 2022, a partition-based method was proposed to replace k -means, which increased the efficiency of granular-ball generation several times to tens of times. This new approach reduced the time complexity of granular-ball computing to $O(mn)$, where m stands for the number of granular-balls and n denotes the sample count [35]. In the previous granular-balls generation methods, the selection of initial granular-ball centers was random, which led to unstable results. To address this issue, in 2023, Zhang Qinghua and Xie Qin introduced an ordered and stable granular-ball generation approach. This method used the centers of varied categories within the ball as the initiation points for sub-balls, further enhancing the convergence rate of granular-ball division.

Such strategies hold insightful implications for granular-ball creation in other computational contexts.

2.2. Mathematical model of granular-ball covering sample space

Model (1) stands as the cornerstone of granular-ball computing, holding profound relevance to the overarching theory of granular-ball computation. In this section, we delve into the rationale behind the constraint design of model (1) within the framework of classification problems. The constraint model is described as follows: Given a dataset $D = \{x_i, i = 1, \dots, n\}$, where x_i is a sample in D , and n is the number of samples. Use granular-balls $GB_j (j = 1, \dots, k)$ to cover and represent the dataset D , where k is the number of balls. During the optimization process of the learning objective, the coverage effect of granular-balls is mainly measured by the following factors: 1. Coverage degree. Holding other factors constant, the higher the coverage degree, the less sample information is lost, and the representation is more accurate. Assuming that the number of samples in the j th granular-ball is represented as $|GB_j|$, the coverage degree can be expressed as: $\sum_{j=1}^k (|GB_j|) / n$. In the current granular-ball computation method, only in some cases of the classification problem, because the average radius is used in granular-ball, it is a partial coverage, and others such as granular-ball graph representation and granular-ball clustering are full covered. 2. Holding other factors constant, the number of granular-balls is related to the coarseness of the balls. Minimizing this factor is to make the granular-balls as coarse as possible, in line with the cognitive rule of “Global-first”. The fewer granular-balls there are, the coarser the granularity, and the more corresponding coarse granularity characteristics are: granular-ball computing is more efficient, and the robustness is better. 3. In deep learning, the representation of sample points in granular-balls is constantly changing in some scenes. As the training process of deep learning, the quality of the point vector representation and the quality of the granular-balls will be continuously optimized. Therefore, it is necessary to add some control to the loss function based on metric learning and other methods to further ensure the quality of the granular-balls during the training process, that is, $loss(GB)$. For example, granular-ball computing is used to improve the robustness of label noise in deep neural networks, and the granulation of word vectors in NLP adversarial defense and other processes. In some scenarios where the sample representation does not need to change, such as traditional granular-ball classifiers, granular-ball clustering, granular-ball rough sets, granular-ball evolution calculation and other methods, this item is 0. 4. Under different problems, to optimize the corresponding learning objectives, the quality of the granular-balls themselves $quality(GB_j)$ needs to be higher than a given threshold T . This factor is also related to the lower limit of granular-ball coarseness, making the smallest granular-ball “fine” enough to accurately represent the problem. The threshold can be obtained through a given method, grid search, or adaptive method. Obviously, the

last method is what we pursue most, as seen in granular-ball clustering [44] and attempts in classification [35]. The coverage degree is inverted to optimize its minimum value, and the optimization objective of the granular-ball can be expressed as the constraint of model (1), as follows:

$$\begin{aligned} \min \quad & \frac{n}{\sum_{j=1}^k |GB_j|} + k + loss(GB) \\ \text{s.t.} \quad & quality(GB_j) \geq T. \end{aligned} \quad (2)$$

Obviously, k is less than n . The definition of the granular-ball quality varies in different problems. Currently, in classification problems, the concept of “purity” described in Section 2.3 is used. All three factors are indispensable. Neglecting the granular-ball quality and relying only on factor 1 (coverage) and factor 2 (number of granular-balls) is clearly unreasonable, as shown in the extreme case of Fig. 6(a) where only one granular-ball is used to represent the data set. In this case, the quality of the granular-ball is poor and it cannot capture the distribution characteristics of the data (i.e., data boundaries). Neglecting factor 2 (granular-ball coverage), as shown in Fig. 6(b), will also fail to capture the data set. If factor 4 is not considered, that is, the coarseness or fineness of the granular-balls, the balls can be divided into the finest granularity, where each grain contains only one sample point. In this case, the coarse granularity representation will lose its meaning. Therefore, all these factors are necessary. Overall, factor 1 guarantees a certain coverage, while factors 2 and 4 work together to obtain granular-balls with appropriate coarseness and fineness. When factors 1 and 2 remain unchanged, a smaller threshold of factor 4 results in easier satisfaction of the granular-ball quality, coarser granular-balls, fewer granular-balls, and higher computational efficiency and better robustness, but possibly insufficient detail representation. Higher threshold results in better detail representation, but may reduce efficiency and robustness.

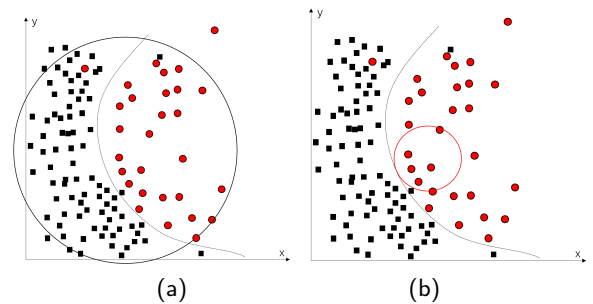


Figure 6: A schematic diagram of the situation where the granular-ball invalidly covers the sample space. (a) The coverage results of granular-balls without considering the mass of balls; (b) Coverage results without considering the sample coverage of the granular-ball.

The method shown in Subsection 2.2 is an extendable implementation of model (2) from coarse to fine granularity. To integrate factor 2 from the model (2), the entire dataset is initially represented as a singular granular-ball, subsequently

subdividing it from a coarse to a fine granularity resolution. During the classification process, factor 1 is considered, i.e., the coverage ratio of granular-balls on samples. Utilizing the furthest distance as the granular-ball's radius ensures comprehensive coverage. Conversely, when employing the average distance, even if not every sample is encapsulated, a commendable sample coverage rate is still maintained. The halting criterion for this coverage process is predicated on every granular-ball meeting the quality stipulations set by factor 4. This entire procedure harmoniously aligns with the objectives and stipulations of the model (2). In realizing the targets of the model (2), exploration of alternative generation techniques is worthwhile, such as simultaneously producing a greater number of granular-balls to accelerate the algorithm's overall convergence trajectory.

2.3. Granular-ball representation and quality evaluation in the classification

The core idea of granular-ball computing is to use hyper-balls (standard or non-standard form) to cover or partially cover the sample space. By employing "granular-balls" as inputs for learning algorithms — the "multi-granularity representation" depicted in Fig. 3(b) refers to these hyper-balls — it accomplishes multi-granularity representation and computation for learning. In classification, the granular-ball depiction is as such: a granular-ball corresponds to a cluster of objects, denoted as $GB = \{x_i, i = 1, \dots, N\}$ (where x_i symbolizes a sample within the ball and N denotes the number of such samples in the granular-ball). The center of GB is defined by $C = \frac{1}{N} \sum_{i=1}^N x_i$, which is the center of gravity of all sampling points in the ball. Its radius, denoted as $r = \frac{1}{N} \sum_{i=1}^N |x_i - C|$, is the average distance from all sampling points in the granular-ball to the center. At this time, the coverage ability of the granular-ball is poor, but a more uniform data distribution within the ball and a clearer decision boundary can be obtained, which is conducive to optimizing the classification target; the maximum distance can also be used to obtain good sample coverage within the ball. In classification scenarios, the above-mentioned standard granular-ball representation is adopted. Yet, in differing problem sets, non-standard granular-ball forms may come into play, particularly when Euclidean distances prove immeasurable. For instance, in image vision, given that an image's pixels are non-Euclidean and are housed within a rectangular framework, an enclosed rectangle might serve as the granular-ball representation [27]. In the particle evolution calculation, since there is no concept of sample points, the boundary points of the granular-ball are used to represent the granular-ball [34].

As shown in the constraint in (2), evaluating the quality of a granular-ball is pivotal in steering its generation process, marking a cornerstone in various granular-ball computing techniques. This quality assessment should ideally be both effective and efficient to avoid hindering the overarching

performance of the granular-ball computing method. In classification, the quality of the granular-ball is measured by an efficient and linear time complexity metric called "purity", which equals the ratio of the largest label count of all the classes in the granular-ball. Its definition is as follows: For example, a granular-ball contains 10 samples with 4 different labels. Within these samples, 4 samples are labeled "+1", 3 samples as "+2", 2 samples as "+3", and 1 samples as "+4". Since the "+1" label dominates with 4 samples, its ratio is $4/10 = 0.4$. Consequently, the ball's purity stands at 0.4, and its assigned label is "+1". A granular-ball boasting a purity score of 1 is termed a pure ball. Should a granular-ball fail to reach the designated purity threshold, it undergoes further division. Higher purity scores within the dataset imply a more homogeneous data distribution. For example, in Fig. 5, the entire dataset is perceived as a single ball encompassing 3 label categories at the beginning of the algorithm, as portrayed in Fig. 5(a). At this time, the granular-balls are thicker and cannot meet the purity requirements. The boundaries of balls are inconsistent with the decision boundaries of the dataset. As the splitting proceeds, the granularity becomes thinner, elevating the ball's purity, as showcased in Fig. 5(b). The consistency between the boundaries of the different colors (corresponding to the three label categories) granular-balls and the classification decision boundary of the dataset is rapidly improved. When the algorithm converges to Fig. 5(f), the decision boundary of the different category balls and the original data becomes consistent. Since the purity metric, pivotal in deciding the need for granular-ball division, leverages supervised label data, the entire granular-ball splitting operation emerges as a fusion of unsupervised and supervised learning.

Discussion: the difference between the granular-ball generation method and the clustering method

The granular-ball generation method distinguishes itself from prevalent clustering techniques in several significant ways. Firstly, the granular-ball generation method serves as a versatile data representation technique compatible with any data type. It adjusts its granularity based on data distribution: smaller granular-balls for intricate distributions and larger ones for simpler distributions. Small enough granular-balls can fit almost any complex data while existing clustering methods cannot fit any data. Secondly, this method boasts an adaptive, multi-granularity representation. The radius, sample size, and the number of balls generated are all different and adaptive. Only a single control parameter, the quality threshold, is necessary to modulate the granularity. In many cases, such as the ball clustering model, this parameter might be redundant [44]. In ball classification, this sole parameter can be adaptively optimized [35]. However, most existing clustering methods are single-granularity and not fully adaptive. This is mainly because non-convex clustering methods typically require computing the distance between any two points at the finest granularity. In addition, based on the distance, determining the single-scale k -nearest neighbor or neighborhood radius (such as DBSCAN) for density calculation, or determining the number of clusters for efficient

clustering of convex data such as the k -means algorithm, will inevitably bring about non-adaptive problems for single-scale calculations. Most existing clustering methods are single granularity and cannot be fully adaptive. This is mainly reflected in the fact that clustering methods for non-convex data basically need to calculate the distance between any two points at the finest granularity. Thirdly, precisely because of the characteristics of the multi-granularity representation mentioned above, the time complexity of generating balls is less than quadratic, avoiding the calculation of distances between points at the finest granularity. On the other hand, the design of most non-convex data clustering methods is based on the distance between any two points at the finest granularity, and therefore, their time complexity is above quadratic. Fourthly, the standard equation representation of the granular-ball is continuous, differentiable, and differentiable, so the granular-ball support vector machine model is derived; on the contrary, this is a feature that existing clustering methods cannot possess. Overall, the uniqueness of ball generation in ball computing, when compared to traditional clustering methods, is attributed to its adaptive, efficient, and multi-granularity approach. Serving as the primary input for ball computing, it has spearheaded efficient, robust, and interpretable multi-scale ball computation models. These address the aspiration for “trusted, reliable, and interpretable AI technology”, a topic heralded as one of the ten cutting-edge foundational challenges by the China Association for Science and Technology in 2022.

2.4. Granular-ball Support Vector Machine

In classification tasks, the fundamental elements of the classifier model algorithm encompass input points, associated labels of these points, and the distances between these input points. Analogously, within the realm of granular-ball computing, granular-balls supplant individual sample points, serving as primary inputs to the classifier. The designated label of a granular-ball is the label of the sample with the highest proportion within it. The metric delineating the distance between two granular-balls is construed as the separation between their respective boundaries. Contrasting with traditional models, the granular-ball classifier model omits direct sample point inputs, relying solely on granular-ball inputs. Any given sample point slated for prediction is conceptualized as a granular-ball, albeit with a minuscule radius, centralized at the point in question. A visual representation of this paradigm, specifically of the granular-ball support vector machine model (GBSVM), can be gleaned from Fig. 7.

As shown in Fig. 7, traditional SVM trains on points, and the support plane is determined by support vectors. In contrast, the SVM based on granular-ball computing trains on balls, and the support plane is determined by supporting granular-balls. In GBSVM, the distance from the center of any ball to the support plane is greater than the radius of that ball. Therefore, the expressions for the two support planes

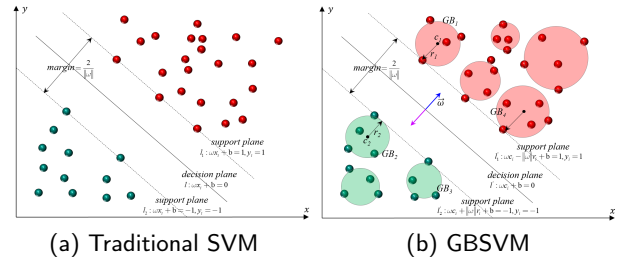


Figure 7: Comparison of traditional SVM and GBSVM.

are as follows:

$$\begin{aligned} l'_1 &: \frac{\omega}{\|\omega\|} \cdot (c_i - x) \geq r_i, y_i = +1, \\ l'_2 &: \frac{\omega}{\|\omega\|} \cdot (c_i - x) \leq -r_i, y_i = -1. \end{aligned} \quad (3)$$

Calculate the distance between the two, maximize the optimization goal, and convert it into a convex optimization problem. The original model of the GBSVM is as follows:

$$\begin{aligned} \min_{\omega, b} \quad & \frac{1}{2} \|\omega\|^2 \\ \text{s.t.} \quad & y_i(\omega \cdot c_i + b) - \|\omega\| r_i \geq 1, \quad i = 1, 2, \dots \end{aligned} \quad (4)$$

The GBSVM stands out as the inaugural multi-granularity classifier model that eschews the necessity of point-based input, thus eliminating x_i . The parameter r_i is pivotal in regulating the granularity of the input granular-balls. As r_i gravitates towards 0, c_i can be perceived as an input point, allowing the model to seamlessly transition into the conventional SVM format. The decision function model aligns with that of the traditional SVM, barring the formulation of $\|\omega\|$. Yet, when r_i dwindles to an exceedingly diminutive value, the decision boundary articulated in Eq. (3) also converges to the configuration consistent with the GBSVM. Expanding on this, the dual model for the GBSVM can be detailed as:

$$\begin{aligned} \max_{\alpha} \quad & -\frac{1}{2} \|\omega\|^2 + \sum_{i=1}^k \alpha_i \\ \text{s.t.} \quad & \sum_{i=1}^k \alpha_i y_i = 0, \quad i = 1, 2, \dots, \end{aligned} \quad (5)$$

Among them,

$$\omega = \frac{\left(\left\| \sum_{i=1}^k \alpha_i y_i c_i \right\| - \sum_{i=1}^k \alpha_i r_i \right) \sum_{i=1}^k \alpha_i y_i c_i}{\left\| \sum_{i=1}^k \alpha_i y_i c_i \right\|} \quad (6)$$

Similarly, the model is the same as traditional SVM in form, and when r is 0, the form of ω in the ball is transformed into the form of ω in traditional SVM.

The characteristics and advantages of the granular-ball classifier: The characteristics and advantages of the granular-ball classifier: The granular-ball classifier can achieve

coarse granularity characterization and measurement of the sample space, and has the characteristics of high efficiency and robustness. The efficiency corresponds to the second factor in the objective of the model (2). After generating high-quality granular-balls through the above steps, granular-balls can replace sample points to participate in learning and calculation. Since each granular-ball covers many points and the number of granular-balls is much smaller than the number of samples (i.e., $k < n$ in the model (2)), and the granular-ball only contain two data, namely the center, and radius. The amount of data is greatly reduced. Therefore, replacing sample points with balls as inputs can make granular-ball computing learning more efficient compared to existing methods. The robustness of the granular-ball model is reflected in its optimization characteristics, corresponding to the constraints in the model (2). When the granular-ball contains label noise, a small amount of label noise labels are smoothed out because they cannot affect the overall label of the ball, so the granular-ball computing is robust. The granular-ball generation method has good adaptability: there is only one parameter, “purity threshold”, used to control the finest granularity. When the purity threshold of the granular-ball is set to 1, the granularity is the finest, which is advantageous for generating clear decision boundaries, but the robustness against label noise is the weakest. Interestingly, under these conditions, the entire granular-ball generation process becomes entirely devoid of parameters, with some label noise manifesting as isolated data points, specifically granular-balls encompassing a single datum. Such isolated balls are subsequently excluded from computations, ensuring that granular-ball computing retains a degree of robustness.

2.5. GBkNN classifier

The k NN algorithm is one of the most widely used AI algorithms, with many features such as simplicity, online capability, natural handling of multi-class problems, no dependence on training, applicability for both classification and regression, and easy parallelization and implementation. However, the k NN algorithm has some issues, such as the need to optimize the k value, which requires quadratic time complexity and is time-consuming. From a multi-granularity perspective, the k value is fixed and thus dependent on a single granularity, and the k -nearest neighbor calculation requires the computation of the distance between any two points, which is based on the finest granularity. Therefore, in [35, 37], we introduced the k NN based on granular-balls and proposed a nearest neighbor algorithm that is efficient and does not require optimizing the k value, called Granular-ball k Nearest Neighbors (GBkNN). The core philosophy behind it is elegantly simple: The label of an individual query sample point is equated to the label of the closest granular-ball, which is determined by the majority of sample labels within the granular-ball. In this vein, both GBkNN and conventional k NN operate on a common principle — the label of the query point is influenced by a multitude of other points. However, where GBkNN truly distinguishes itself

is its inherent efficiency and robustness as a granular-ball classifier. Furthermore, its adaptive multi-granularity neighborhood relationship generation eradicates the requirement of optimizing the k parameter, thus empowering the label of the query point to be dictated by the proximate granular-balls across varying granularities.

3. Granular-ball Rough Sets

Rough sets are mainly used in classification problems, so their splitting and generation process is similar to that of classification. However, unlike the granular-ball computation employed in classifiers, rough sets leverage granular-ball computing mainly for its multi-granularity representation capabilities, which stand in contrast to the traditional single-granularity neighborhood calculation method. Moreover, rough sets are not only used for classification decisions but also for knowledge representation and feature selection. Therefore, this section provides a separate description of granular-ball rough set work.

3.1. Backward Granular-ball Neighborhood Rough Set

Rough sets are an essential branch of multi-granularity computing. As shown in Fig. 8(a), classical rough sets can only handle discrete data; while fuzzy rough sets can handle continuous data but require prior knowledge to set the membership function. The neighborhood rough set proposed by Hu and other scholars can handle continuous data [10] by determining whether the sample labels within a certain neighborhood radius are consistent. Nonetheless, as shown in Fig. 8(b), its neighborhood calculation involves extensive overlapping computations, resulting in high computational complexity. It mandates manual configuration of the neighborhood radius to a fixed value, failing to consider the distinct distribution characteristics of different sample points. The fundamental reason is that the neighborhood calculation is at a single granularity, that is, a single neighborhood radius. To address these limitations, granular-ball computing was introduced into Neighborhood Rough Set (NRS) in [45] to propose the granular-ball Neighborhood Rough Set (GBNRS), which utilizes the positive region generated instead of the conventional positive region. As depicted in Fig. 8(c), GBNRS can adaptively generate various neighborhood radii, virtually eliminating overlapping neighborhood calculations, and achieving superior algorithm efficiency compared to NRS. Moreover, the adaptive neighborhood radius can better account for the diverse distribution characteristics of different sample points, resulting in enhanced learning outcomes in numerous scenarios. Zhang and Wu further proposed the incremental granular-ball neighborhood rough set method [56].

3.2. Granular-ball Rough Set: A Unified Model of Classical Rough Set and Neighborhood Rough Set

Classical rough sets and neighborhood rough sets represent two pivotal models in the rough set domain, yet

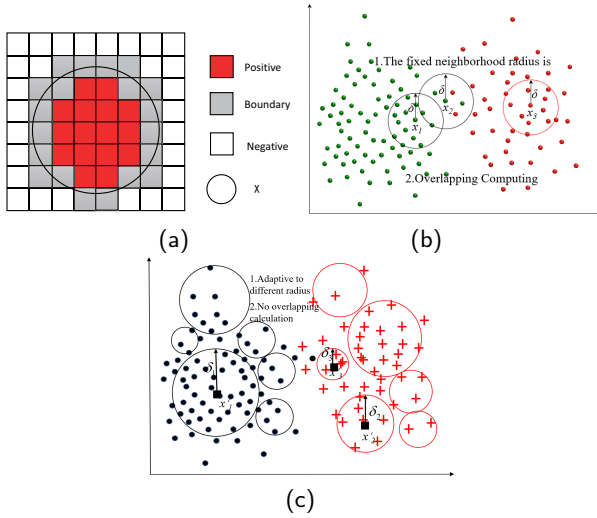


Figure 8: The principle comparison diagram of three rough set methods. (a) Classical rough set; (b) Traditional neighborhood rough set; (c) GBNRS.

they exhibit certain contradictions. Classical rough sets have good knowledge representation capabilities with upper and lower approximations represented by equivalence classes, but they struggle to automatically handle continuous data, with their efficacy contingent upon discretization methods. Conversely, neighborhood rough sets can handle continuous data, whose upper and lower approximations are composed of sample points rather than equivalence classes. This results in a loss of knowledge representation capacity. Therefore, Xia et al. discovered that the fundamental issue lies in the single neighborhood relationship in existing neighborhood rough sets, giving rise to the phenomenon of ‘heterogeneous transitivity’ depicted in Fig. 9(a). As illustrated in Fig. 9(b), granular-ball computing, by eliminating heterogeneous overlapping relationships, effectively mitigates this problem. Based on the adaptive neighborhood of granular-balls, the framework constructs indistinguishable relationships, equivalence class relationships, upper and lower approximations, as well as positive and negative regions. The granular-ball rough sets were finally proposed to unify classical rough sets and neighborhood rough sets [39], and significantly enhance the capabilities of rough set methodologies.

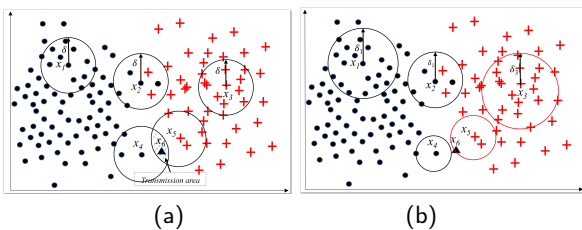


Figure 9: Granular-ball rough set can adaptively solve the heterogeneous transfer phenomenon in traditional neighborhood rough set. (a) The heterogeneous transfer phenomenon in traditional neighborhood rough sets; (b) Granular-ball rough set eliminates the heterogeneous transmission.

4. Granular-ball Clustering Method

From the perspective of multi-granularity computing, existing clustering methods are still designed around a single granularity and the finest granularity. The reason is that, on the one hand, algorithms for handling non-convex data clustering (the efficient k -means algorithm can only handle convex data) rely heavily on distance calculations between any two data points, which inherently is the finest granularity. Moreover, these algorithms often necessitate searching for k -nearest neighbors to calculate density, with the single k value representing a single granularity. Although some improvements have been introduced, they often come with other costs. For example, the natural neighbor method relies on forward searching for k -nearest neighbors followed by backward searching, where the forward search range becomes a new parameter, introducing an additional computational overhead that affects the algorithm’s efficiency.

In 2022, Xie, Xia and Wang et al. proposed a series of granular-ball clustering (GBC) algorithms, which presents an efficient, robust, and adaptive clustering approach for non-convex shaped data without the need for pairwise distance calculations [44]. As depicted in the model (1), the GBC algorithm needs to address several problems: the granular-ball splitting method within clustering problems (i.e., the constraint in model (1)), the granular-ball quality metric (i.e., $quality(GB_j)$ in the constraint of model (1)), and the procedure for generating clustering clusters (i.e., $g(GB, \vec{\beta})$ in the objective of model (1)). The current approach to granular-ball splitting in clustering involves splitting it into two sub-balls, with a focus on selecting center points that are as far apart as possible to achieve effective partitioning. Specifically, the center point of the first sub-ball is determined as the farthest point from the center of the granular-ball, and the center point of the second sub-ball is likewise identified as the farthest point from the center of the first sub-ball. The quality metric for granular-balls in clustering is assessed based on the average distance from points within the granular-ball to the center of the ball. Smaller values indicate the greater concentration of points within the ball, making it more likely to be considered a cluster. In evaluating the quality of granular-balls within clustering methods, we drew lessons from the adaptive strategy of the granular-ball quality threshold in classification. Specifically, if the weighted quality of the sub-ball exceeds the quality of the granular-ball, the splitting process continues [35]; otherwise, it is terminated. The calculation method for generating clustering clusters relies on the multi-granularity topological relationship of granular-ball computing, i.e., whether they overlap. If two granular-balls overlap, they are deemed part of the same cluster. The schematic diagram is as follows:

As shown in Fig. 10(A), the entire dataset is covered by a granular-ball, and the quality of this granular-ball is not good enough. The granular-ball continues to split until Fig. 10(D), when the quality of the granular-ball meets the requirements. In Fig. 10(E), two clusters are formed based

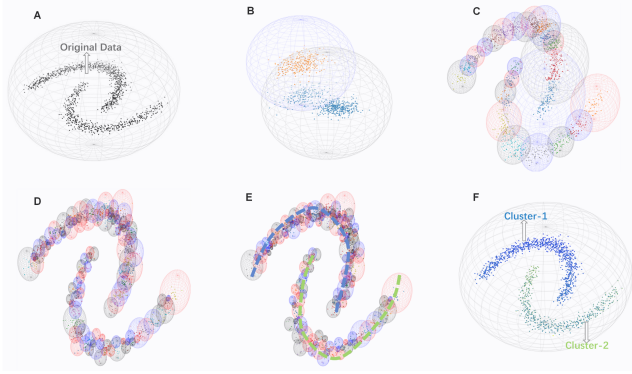


Figure 10: The schematic diagram of the basic algorithm of granular-ball clustering

on the overlapping topological relationship of granular-balls, and the final two clusters are obtained in Fig. 10(F).




Figure 11: Granular-ball generation schematic diagram of granular-ball clustering basic algorithm.

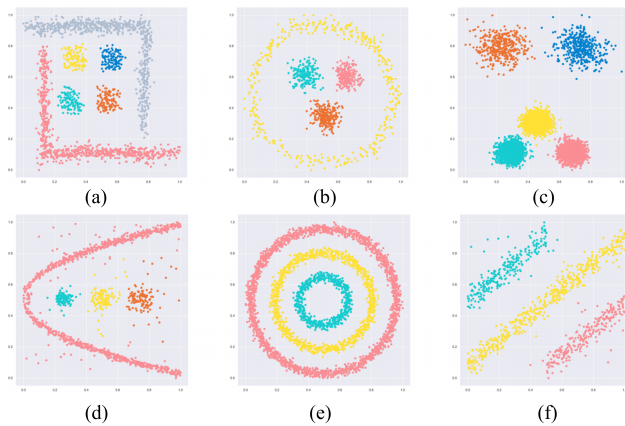


Figure 12: Granular-ball clustering basic algorithm clustering results.

Fig. 11 illustrates the granular-ball generation process of the granular-ball clustering algorithm applied to complex distribution datasets, while Fig. 12 showcases the clustering clusters formed based on the overlapping relationships of granular-balls. It is evident that granular-ball clustering

adeptly handles various complex-shaped clustering tasks. Furthermore, as depicted in Fig. 11(d), the presence of noise data is observed, which in granular-ball clustering manifests as the finest granularity minimal balls (balls containing only one point) or isolated balls. Therefore, granular-ball clustering, like the granular-ball classification problem, allows for the natural detection and filtration of noise data. In summary, the entire clustering process is not only succinct, efficient, and robust, effectively addressing complex shapes, but it also virtually eliminates the need for parameter optimization, rendering it a fully adaptive procedure. Granular-ball clustering, in itself, stands as an outstanding clustering method. On the other hand, existing clustering methods demonstrate advantages when handling specific datasets but have issues related to fine granularity/single granularity computing and poor robustness. Hence, granular-ball-based clustering methods serve as adaptive multi-granularity representation approaches, enhancing the efficiency and robustness of existing clustering methods.




Figure 13: Schematic diagram of granular-ball spectral clustering.

For instance, in spectral clustering, existing algorithms necessitate the computation of an adjacency matrix based on the pairwise distances between data points, and perform further calculations based on this matrix, which involves fine granularity calculations. Therefore, Wang, Xia and Xie employed granular-balls to facilitate adaptive multi-granularity partitioning of the clustering data. They constructed a granular-ball adjacency matrix grounded in distance relationships among multi-granularity granular-balls. Notably, the scale of the granular-ball adjacency matrix is significantly smaller than that of traditional adjacency matrices, resulting in a substantial enhancement in the efficiency of spectral clustering algorithms. In certain cases, due to the robustness of the granular-ball multi-granularity representation, the performance of the algorithm can be further elevated [48]. Cheng et al. employed the minimum number of sample points to control the generation threshold

of granular-balls, calculated the density of points based on granular-balls, and applied it to density peak clustering, proposing the granular-ball density peak [49]. It calculates point densities based on granular-balls, offering a significant boost in algorithm efficiency by avoiding the need for distance calculations between arbitrary data points. Particularly, this approach achieves remarkable efficiency improvements, often in the order of hundreds to thousands of times, especially when dealing with large datasets. At the same time, unlike traditional clustering methods where density calculation requires single-granularity k parameter settings, the multi-granularity generation of granular-balls enables the granular-balls density peak algorithm to better fit the data distribution and achieve better clustering accuracy. Moreover, the generation of granular-balls avoids the selection of k at a single granularity, making the algorithm more adaptive. In the realm of minimum spanning tree clustering methods, challenges not only stem from the inefficiency associated with fine granularity point computations but also from susceptibility to noise points and boundary points. These issues can lead to erroneous partitioning of the minimum spanning tree and a reduction in clustering performance. Granular-ball minimum clustering methods, which rely on granular-balls for minimum spanning tree partitioning, inherently possess the capability to identify and filter out noise data. Consequently, it exhibits higher efficiency and robustness when compared to the traditional minimum spanning tree clustering methods [49]. Stream clustering is another common clustering approach. Clustering stream data typically involves two stages: online and offline, often characterized by low efficiency and challenges in addressing data drift issues. Moreover, most stream clustering algorithms rely on numerous parameters and exhibit poor adaptability, which hampers their widespread application. The granular-ball stream clustering based on granular-ball computing was proposed by setting an appropriate attenuation mechanism. Since the granular-ball splitting method provides a multi-granularity representation of the data, it enables data quality control within the granular-balls. At the same time, its adaptive splitting differentiation method efficiently and adaptively responds to data changes, effectively addressing data drift problems.

Fuzzy mean clustering categorizes each data point based on its membership degree, enhancing the rationality and effectiveness of clustering boundary points. However, existing fuzzy clustering algorithms face challenges in handling noisy environments effectively. They often require iterative computations of membership degrees with all clustering centers, overlooking the multi-granularity localized distribution of data. To address this limitation, granular-ball computing is employed to enhance the performance of fuzzy means clustering [47]. As shown in Fig. 14, the red dashed area where p_1 is located can be covered by granular-balls GB_1 and GB_2 , allowing p_1 to iterate its membership degree between the two granular-balls GB_1 and GB_2 , thereby improving efficiency. By iterating in this manner, a fuzzy granular-ball set is generated, and the final overlapping method can

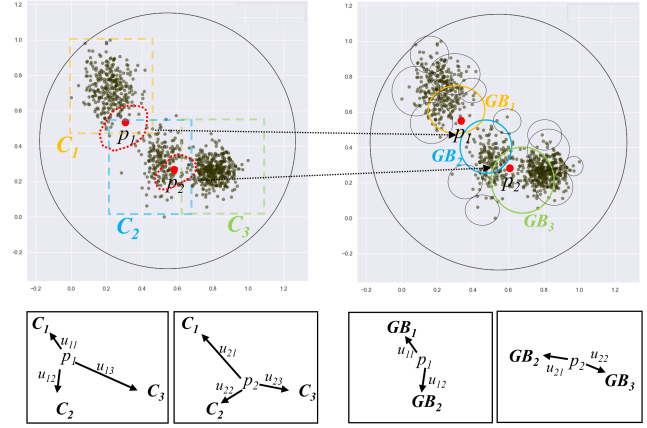


Figure 14: Schematic diagram of granular-ball fuzzy mean clustering.

produce fuzzy clustering results of any shape. The adaptive characterization of granular-balls eliminates the need for the hyperparameter the number of clusters k . The efficiency enhancement of fuzzy mean clustering primarily stems from the multi-granularity representation capabilities of granular-ball computing. This capability enables fuzzy mean clustering to leverage the local data distribution, resulting in improved efficiency and adaptability of the algorithm.

In the acceleration of the precise k -means algorithm, granular-balls serve as representations for each cluster. The precise geometric structure of granular-balls, coupled with coarse granularity representation, facilitates the identification of coarse granularity neighborhood relationships among clustering clusters. This approach obviates the need for distance calculations between sample points within granular-balls and non-neighboring granular-balls, resulting in a significant enhancement in the efficiency of the precise k -means algorithm, particularly in scenarios involving a large value of k [38, 42].

5. Granular-ball Neural Networks

Vision is one of the most extensively applied fields in AI technology, with Convolutional Neural Networks (CNNs) being the predominant technology for visual processing. Deep CNNs inherently possess certain multi-granularity characteristics, featuring finer granularity semantics at the front layers and coarser granularity semantics at the back layers. However, these multi-granularity characteristics are not comprehensive. When compared to traditional Back-propagation (BP) neural networks, CNNs excel in image processing primarily due to the introduction of convolution operations, which establish a local receptive field. From a multi-granularity perspective, this local receptive field can achieve coarser granularity image representation, enabling the depiction of relationships between fine granularity pixels. Nevertheless, there are limitations. Firstly, the convolution kernel size in each CNN layer remains fixed and non-adaptive, resulting in a single granularity approach that fails

to reflect the multi-granularity features of different pixel areas in the image. This limitation impacts the interpretability of CNN to some extent. Secondly, CNNs fundamentally rely on the input of the finest granularity pixels, and this lack of multi-granularity makes CNNs less robust. Even a small amount of pixel alterations can significantly affect the accuracy of the learning outcomes. Some research endeavors aim to train and learn by extracting coarse granularity regional information [7, 8, 9, 25]. However, the process of extracting coarse granularity regional information is not adaptive and heavily depends on other learning processes, often involving numerous hyperparameters. This makes it less adaptive, less robust, and less efficient. Consequently, many researchers have proposed various studies on adversarial defense mechanisms for neural networks to enhance their robustness [14, 20, 58]. In summary, from the perspective of multi-granularity cognitive computing, the root cause of the existing deep neural networks' challenges in achieving inherent interpretability, reliability, and robustness lies in their reliance on learning from the finest granularity pixel inputs. In contrast, human vision's interpretability hinges on the input of coarse granularity, multi-granularity contour information. A similar principle applies to conceptual cognition, where the formation of meaningful knowledge requires more extensive samples. Hence, Dai, Xia and Wang propose a multi-granularity granular-ball representation for images and a graph computing model [27]. Due to the insufficient completeness of some work, we currently only introduce the basic work of multi-granularity granular-ball representation of images. We will introduce a series of important works on granular-ball deep learning by the end of 2023.

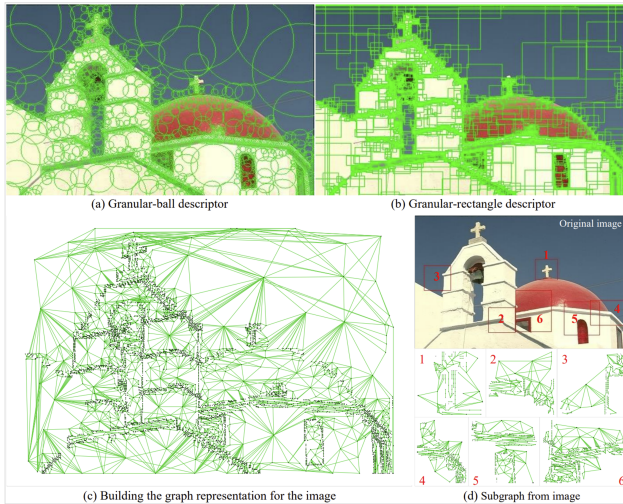


Figure 15: Granular-ball image representation diagram.

The multi-granularity representation of images and the generation of granular-balls in classification are similar, with different pixel values containing 256 values in the

same channel, corresponding to 256 class labels. Additionally, purity is used to measure the quality of granular-balls. Considering the uniqueness of images, gradient calculation needs to be performed beforehand. The granular-ball representation of the image is shown in Fig. 15. As shown in Fig. 15(a), consider an image with dimensions of 1000×1200 , encompassing over 10 million pixels. We have undertaken a multi-granularity granular-ball representation of the image [27]. In the figure, areas containing significant information, such as image edges, consist of numerous fine granularity small balls. In contrast, regions with limited information content, such as the sky portion in the upper right corner—comprising over one million pixels—require only about 10 granular-balls or 20 data components (each granular-ball includes center and radius data). This approach not only achieves a multi-granularity image representation but also substantially reduces the amount of data information. Furthermore, since the image's pixels are based on non-Euclidean distances and stored in a rectangular format, non-standard granular-ball shapes, like rectangles, are employed to replace ball representations. If granular-ball are clustered, as depicted in Fig. 15(c), we leverage the overlapping relationships of granular-balls to construct an additional graph representation. The dense substructures effectively delineate the image's building shapes. In Fig. 15(d), various transformations are applied to the granular-ball graph representation. The granular-ball graph representation marks a significant advancement by achieving adaptive, multi-granularity, and efficient graph representation. Moreover, it transitions the learning mode of images from the CNN paradigm to the Graph Neural Network (GNN) learning mode. Granular-ball neural networks require learning parameters that are more than ten times smaller than existing graph neural networks. Simultaneously, due to its exceptional multi-granularity graph representation capabilities, it attains superior learning accuracy compared to existing methods [27]. Additionally, since the granular-ball graph representation can describe the multi-granularity structural properties of images, GNN learning based on the granular-ball graph representation can directly depict the target subgraph identified in the learning results—namely, the coarse granularity contour structures. Therefore, Its learning results are naturally interpretable. As exemplified in Fig. 16(a), the key structural subgraphs of correct learning results for horse recognition are concentrated on the recognition target. In Fig. 16(b), for bear recognition in the second image, the key structural subgraphs deviate from the recognition target itself. An important manifestation of the multi-granularity/coarse granularity interpretability of particle computing lies in the visual deep neural network, which is also the most important research direction of the interpretability of deep neural networks at present. Lastly, akin to other granular-ball computing methods, owing to the coarse granularity and multi-granularity attributes of granular-ball graph representation, minute alterations in fine granularity pixels have minimal impact on image learning results. Granular-ball graph representation

and neural network learning show good defense against adversarial attacks, that is, robustness. Overall, granular-ball neural network learning intrinsically achieves lightweight training, interpretability, and reliable robustness for AI without resorting to any tricks. It holds substantial potential for further development in the domain of deep learning.




Figure 16: The interpretability of the results of particle image representation and calculation.

6. Granular-ball evolution calculation

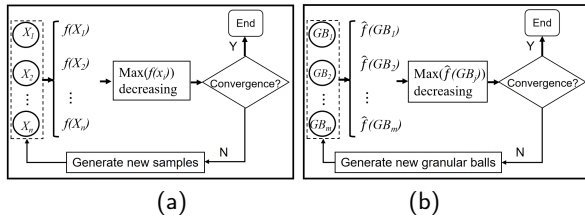


Figure 17: The comparison diagram of the traditional evolutionary algorithm framework and the granular-ball evolutionary algorithm framework. (a) Traditional evolutionary algorithm framework; (b) Granular-ball evolution algorithm framework.

Evolutionary computing is a significant branch of AI that has developed many important and widely used basic algorithms, such as particle swarm optimization, genetic algorithm, differential evolution, and simulated annealing. These algorithms have shown excellent performance in different scenarios. From the perspective of multi-granularity cognitive computing, as shown in Fig. 17(a), the existing main optimization algorithms are based on the finest granularity point optimization. This traditional approach requires calculating the fitness of each point and then determining whether the algorithm has converged. If not converged, new sample points are generated according to their own algorithm mechanisms and the new fitness are calculated. From the perspective of multi-granularity cognitive computing, this fine granularity calculation method is not sufficient to characterize the global data distribution. For this reason, this

paper proposes the granular-ball evolutionary computing as shown in Fig. 17(b). In the process of combining the model (1), the first step is to define the granular-ball quality. Further, it is necessary to determine the fitness of the granular-ball. Then, it is important to determine the representation of the granular-ball, if the standard granular-ball expression cannot be used to calculate the fitness. Referring to the granular-ball sampling algorithm for classification problems [46], the granular-ball is represented by a set of boundary points formed by the intersection of the ball and the coordinates. The important reason for choosing coordinate axis intersection points is that they can not only represent the boundaries of the granular-ball, but also can be represented with a fixed expression as the dimensions increases. This can be beneficial for higher dimensional extensions [46]. Specifically, the fitness of the granular-ball is equal to the optimal fitness of the above boundary points and it serves as a measure of the quality of the granular-ball. For example, in a two-dimensional space, the quality of a granular-ball is represented by the optimal value of the fitness of the four intersection points between the granular-ball and the coordinate axis directions. The splitting method of the granular-ball is similar to that of granular-ball clustering and uses an adaptive approach: the granular-ball splits at its boundary points, and if the quality of the sub-ball is greater than that of the granular-ball, the sub-ball continues to split; otherwise, the splitting stops. Fig. 18 shows the optimization process of granular-ball splitting on a two-dimensional function: in Fig. 18(a), a granular-ball covers the entire sample space; in Fig. 18(b), the granular-ball splits at four boundary points. Since the quality of the sub-ball is better than that of the granular-ball, in Fig. 18(c), the sub-ball is further split; in Fig. 18(d), the sub-ball on the left is further split. At this point, further splitting of the sub-ball cannot achieve better granular-ball quality, and the algorithm converges. Due to the granular-ball optimization algorithm being based on the optimization process of different granularity size inputs, it can better take care of the overall distribution characteristics of the data space. Compared with the traditional optimization algorithm, the granular-ball optimization algorithm not only demonstrates better convergence speed but also exhibits smaller optimization errors in most cases.

7. Granular-ball fuzzy set

Fuzzy sets are widely used in the theoretical methods of uncertainty decision analysis. From the perspective of multi-granularity cognitive computing, as shown in Fig. 19(a), in existing fuzzy set methods, points are still used as inputs, resulting in extensive computations and lower robustness. To improve the efficiency of fuzzy data processing, the idea of granular-ball computing can be introduced into fuzzy data processing by defining the fuzzy granular-ball, as shown in Fig. 19(b). As with previous granular-ball computing methods, the first issue to be solved is still the definition of granular-ball membership. In granular-ball fuzzy sets, the membership of a granular-ball is calculated as the mean

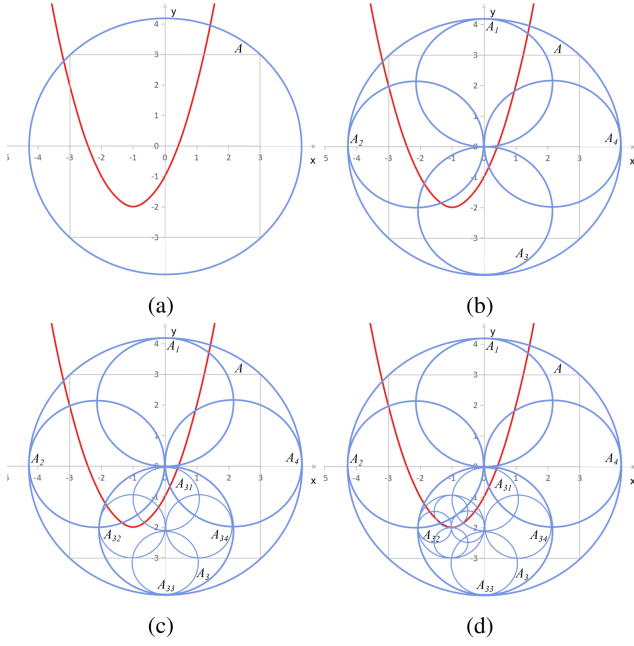


Figure 18: Granular-ball optimization algorithm.

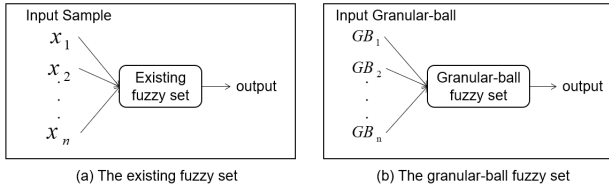


Figure 19: Comparison diagram of traditional fuzzy set and granular-ball fuzzy set framework.

value of all samples' membership degrees in the granular-ball or the membership degrees of the center of the granular-ball. Fuzzy SVM (FSVM) is a classic classifier in fuzzy sets. Because it integrates different membership weights into the loss term, it achieves better learning accuracy than traditional SVM. Therefore, we further implement the granular-ball fuzzy SVM (GBFSVM) based on GBSVM. After introducing the granular-ball into the membership δ_i in the GBSVM, the GBFSVM model is as follows:

$$\begin{cases} \min_{w, b, \xi_i} & \frac{1}{2} \|w\|^2 + C \sum_{i=1}^k \delta_i \xi_i, \\ \text{s.t.} & y_i(wc_i + b) - \|w\|r_i \geq 1 - \xi_i, i = 1, 2, \dots, k, \\ & \xi_i \geq 0. \end{cases} \quad (7)$$

Furthermore, its Lagrange dual model is obtained as follows:

$$\begin{aligned} \max_{\alpha} \quad & -\frac{1}{2} \|w\|^2 + \sum_{i=1}^k \alpha_i, \\ \text{s.t.} \quad & \sum_{i=1}^k \alpha_i y_i = 0, \end{aligned}$$

$$0 \leq \alpha_i \leq \delta_i C, i = 1, 2, \dots, k, \quad (8)$$

where,

$$w = \frac{\left(\left\| \sum_{i=1}^k \alpha_i y_i c_i \right\| - \sum_{i=1}^k \alpha_i r_i \right) \sum_{i=1}^k \alpha_i y_i c_i}{\left\| \sum_{i=1}^k \alpha_i y_i c_i \right\|}. \quad (9)$$

The model (8) has an expression form that is completely consistent with the traditional FSVM. When the radius r_i of the granular-ball is 0, it is completely transformed into the traditional FSVM. Due to the high efficiency and robustness of granular-ball computing, compared to FSVM, GBFSVM achieves both higher learning accuracy and learning efficiency.

8. Discussion on the main application scenarios of granular-ball computing

Multi-granularity granular-ball computing covers and represents the sample space through balls and achieves more thorough multi-granularity input and computing based on granular-balls input. During the implementation process of granular-ball computing in various fields of AI, the granular-ball splitting process is generally based on the "Global-first" cognitive mechanism - the process from large balls to small balls. The core problem to be solved is the quality evaluation of granular-balls. In different problems, the methods of the granular-ball quality evaluation vary, but they are essentially based on error calculation. For example, the essence of purity is the opposite value of prediction error, and the convergence index is used in clustering, which can be understood as the average error between other points and the center of the granular-ball (which can represent the granular-ball cluster), etc. To achieve the quality definition of granular-balls, it is necessary to first achieve their representation. The granular-ball representation in the model (1) includes the standard granular-ball equation representation adapted to the Euclidean distance data distribution and is expressed in this form in problems such as classification and clustering; extended representations are also derived in different problems, such as granular-balls classification sampling problems and granular-balls boundary point representation in granular-balls evolution calculations. In addition, due to the non-Euclidean distance distribution of graph matrices, an approximate rectangular representation is used in granular-ball graph representation. The generation of granular-balls also mainly includes two methods. One is the orderly generation of granular-balls, in which a granular-ball is generated one at a time; the other is the split generation of granular-balls. The latter is currently used relatively more. The efficiency of granular-balls lies in the reduction of computation information after coarse granularity granular-balls replace sample points. At the same time, the multi-granularity local characterization ability of granular-ball computing is also an important reason for its

efficient computing in some scenarios, such as granular-ball fuzzy clustering. In summary, the multi-granularity cognitive mechanism enables granular-balls computing to achieve self-adaptation for the first time. It is a very rare AI technology theory that can simultaneously and adaptively improve the efficiency, robustness and interpretability of AI.

8.1. Summary of the characteristics of granular-ball computing

Due to its inherent efficiency, robustness, and interpretability, multi-granularity granular-ball computing focuses on different aspects of different problems. Among them, efficiency is the basic characteristic, and in almost all granular-ball methods, the experimental verification of efficiency is necessary and feasible, such as classifiers, clustering, evolutionary algorithms, and neural networks (mainly reflected in lightweight models, i.e., fewer parameters lead to lower training costs). In classifiers, the main advantages lie in efficiency and robustness. Therefore, in the experimental design of the granular-ball classifier research, experiments targeting efficiency and robustness are almost always necessary and effective. In clustering research, the primary emphasis lies in enhancing efficiency, and in most cases, robustness can be demonstrated.

8.2. Current limitations and improvement directions of granular-ball computing

The adaptive multi-granularity data representation method of granular-ball computing brings significant improvements in computational performance; however, there are still some issues that need to be optimized and resolved. For example, when dealing with classification problems in the early stage, granular-balls were generated based on k -means splitting, and further partitioning was used in the subsequently improved algorithms to enhance efficiency. This performs well on some datasets, but when the partitioning is too fine for some datasets, the number of generated granular-balls is still too large, making the algorithm's efficiency unattainable, and the algorithm's robustness is easily affected. This situation exists to varying degrees in granular-ball clustering and granular-ball graph representation. Therefore, optimizing granular-ball generation techniques in these problems to generate fewer granular-balls while ensuring their quality is one of the important research directions for the future.

In granular-ball computing, the standard granular-ball representation (mainly in classification problems) is based on Euclidean distance, which is not good enough for handling data with inconsistent attribute weights. Therefore, incorporating attribute weight systems into granular-balls generation models or using fast granular-balls generation models to obtain optimized attribute weights to improve a series of granular-ball classification methods is one of the important research directions for the future.

Granular-ball generation representation is a highly adaptive process, but in many granular-ball computing methods, there is still a unique parameter, which is the lower bound of granular-ball quality. This lower bound is used to control

the minimum granularity in granular-balls. It can be set to 1 or avoided using existing adaptive methods. However, in many cases, this solution does not show the best performance. Therefore, the adaptive optimization of the granular-ball lower bound is also an important research direction. In addition, in various fields, such as granular-ball graph representation and granular-ball evolutionary computing, further improving the quality of granular-ball generation and enhancing the effects of existing granular-ball computing methods still require continuous research.

In terms of theoretical applicability, granular-ball computing is mainly based on multi-granularity partitioning of sample space, but when the sample size is small, especially when the number of samples is close to the sample dimensions, the sample distribution is already very sparse, and the distribution is approximately linearly separable in classification. In this case, further partitioning of granular-balls is not very meaningful. Currently, granular-ball computing is not suitable for handling datasets with dimensions relatively close to the sample size. From the original intention of the invention of multi-granularity granular-ball computing theory, granular-ball computing is mainly aimed at big data problems, which mainly refer to large sample sizes. Generally, the larger the sample size (relative to the dimensions), the greater the advantage of granular-ball computing.

Granular-ball computing has made progress in many areas of AI, but there are still challenges in some areas. For example, in the field of natural language processing, the main development of the granular-ball in this field at present is the clustering representation of the granular-ball on the basis of word vector to improve the capability of confrontation and defense. However, due to the temporal characteristics of the text and the strong regularity of the text, there are challenges in the generation and presentation of the granular-ball of text. In addition, in the process of word vector representation, the number of word samples is small, which is not conducive to the formation of word vector representation based on the granular-ball.

At present, multi-granularity granular-ball computing has only established basic theoretical models in many fields of AI. On the one hand, there is still a lot of important developmental work in related fields. For example, although the basic work of granular-ball fuzzy sets has been proposed, there are many important models in the field of fuzzy sets that are waiting for the foundation of granular-ball fuzzy set theory to improve their efficiency and robustness. There is still much important work to be done in areas such as granular-ball neural networks for video tracking, lightweight deep neural networks, etc. Granular-ball clustering still has great potential for efficiency improvement and robustness enhancement in more clustering techniques. On the other hand, some important AI fields facing big data processing problems (especially those with noise robustness issues) are still waiting for the development of multi-granularity granular-ball computing theory to improve their efficiency, robustness, or interpretability, such as 3D point clouds,

multi-label learning, conceptual cognition computing, and so on.

References

- [1] Al-Hmouz, R., Pedrycz, W., Balamash, A., Morfeq, A., 2014. From data to granular data and granular classifiers, in: 2014 IEEE International Conference on Fuzzy Systems (FUZZ-IEEE), IEEE. pp. 432–438.
- [2] Barros de Almeida, M., de Padua Braga, A., Braga, J., 2000. Svm-km: speeding svms learning with a priori cluster selection and k-means, in: Proceedings. Vol.1. Sixth Brazilian Symposium on Neural Networks, pp. 162–167. doi:10.1109/SBRN.2000.889732.
- [3] Backer, E., Jain, A.K., 1981. A clustering performance measure based on fuzzy set decomposition. IEEE Transactions on Pattern Analysis and Machine Intelligence , 66–75.
- [4] Bose, A.J., Aarabi, P., 2018. Adversarial attacks on face detectors using neural net based constrained optimization, in: 2018 IEEE 20th International Workshop on Multimedia Signal Processing (MMSP), IEEE. pp. 1–6.
- [5] Chen, H., Li, T., Ruan, D., Lin, J., Hu, C., 2011. A rough-set-based incremental approach for updating approximations under dynamic maintenance environments. IEEE Transactions on Knowledge and Data Engineering 25, 274–284.
- [6] Chen, L., 1982. Topological structure in visual perception. Science 218, 699–700.
- [7] Dosovitskiy, A., Beyer, L., Kolesnikov, A., Weissenborn, D., Zhai, X., Unterthiner, T., Dehghani, M., Minderer, M., Heigold, G., Gelly, S., et al., 2020. An image is worth 16x16 words: Transformers for image recognition at scale. arXiv preprint arXiv:2010.11929 .
- [8] Girshick, R., 2015. Fast r-cnn, in: Proceedings of the IEEE international conference on computer vision, pp. 1440–1448.
- [9] Han, K., Wang, Y., Guo, J., Tang, Y., Wu, E., 2022. Vision gnn: An image is worth graph of nodes. arXiv preprint arXiv:2206.00272 .
- [10] Hu, Q., Yu, D., Liu, J., Wu, C., 2008. Neighborhood rough set based heterogeneous feature subset selection. Information Sciences 178, 3577–3594.
- [11] Hu, Q., Zhang, L., An, S., Zhang, D., Yu, D., 2011. On robust fuzzy rough set models. IEEE Transactions on Fuzzy Systems 20, 636–651.
- [12] Hu, Q., Zhang, L., Zhou, Y., Pedrycz, W., 2017. Large-scale multi-modality attribute reduction with multi-kernel fuzzy rough sets. IEEE Transactions on Fuzzy Systems 26, 226–238.
- [13] Kosko, B., 1986. Counting with fuzzy sets. IEEE Transactions on Pattern Analysis and Machine Intelligence , 556–557.
- [14] Le, T., Park, N., Lee, D., 2022. Shield: Defending textual neural networks against multiple black-box adversarial attacks with stochastic multi-expert patcher, in: Proceedings of the 60th Annual Meeting of the Association for Computational Linguistics (Volume 1: Long Papers), pp. 6661–6674.
- [15] Leite, D., Costa, P., Gomide, F., 2013. Evolving granular neural networks from fuzzy data streams. Neural Networks 38, 1–16.
- [16] Li, D., Cheung, D., Shi, X., Ng, V., 1998. Uncertainty reasoning based on cloud models in controllers. Computers & Mathematics with Applications 35, 99–123.
- [17] Li, D., Liu, C., Gan, W., 2009. A new cognitive model: Cloud model. International Journal of Intelligent Systems 24, 357–375.
- [18] Liang, J., Wang, F., Dang, C., Qian, Y., 2012. A group incremental approach to feature selection applying rough set technique. IEEE Transactions on Knowledge and Data Engineering 26, 294–308.
- [19] Liu, X., Wan, S., 2019. Combinatorial iterative algorithms for computing the centroid of an interval type-2 fuzzy set. IEEE Transactions on Fuzzy Systems 28, 607–617.
- [20] Minh, D.N., Luu, A.T., 2022. Textual manifold-based defense against natural language adversarial examples, in: Proceedings of the 2022 Conference on Empirical Methods in Natural Language Processing, pp. 6612–6625.
- [21] Park, H.S., Pedrycz, W., Oh, S.K., 2009. Granular neural networks and their development through context-based clustering and adjustable dimensionality of receptive fields. IEEE Transactions on Neural Networks 20, 1604–1616.
- [22] Pedrycz, W., Vukovich, G., 2001. Granular neural networks. Neuro-computing 36, 205–224.
- [23] Pei, D., Miao, D., 2005. From soft sets to information systems, in: 2005 IEEE International Conference on Granular Computing, IEEE. pp. 617–621.
- [24] Qian, Y., Liang, J., Pedrycz, W., Dang, C., 2010. Positive approximation: an accelerator for attribute reduction in rough set theory. Artificial Intelligence 174, 597–618.
- [25] Redmon, J., Divvala, S., Girshick, R., Farhadi, A., 2016. You only look once: Unified, real-time object detection, in: Proceedings of the IEEE conference on computer vision and pattern recognition, pp. 779–788.
- [26] Roh, S.B., Pedrycz, W., Ahn, T.C., 2014. A design of granular fuzzy classifier. Expert Systems with Applications 41, 6786–6795.
- [27] Shuyin, X., Dawei, D., Long, Y., Li, Z., Danf, L., Guoy, W., et al., 2023. Graph-based representation for image based on granular-ball. arXiv preprint arXiv:2303.02388 .
- [28] Syeda, M., Zhang, Y.Q., Pan, Y., 2002. Parallel granular neural networks for fast credit card fraud detection, in: 2002 IEEE World Congress on Computational Intelligence. 2002 IEEE International Conference on Fuzzy Systems. FUZZ-IEEE'02. Proceedings (Cat. No. 02CH37291), IEEE. pp. 572–577.
- [29] Tang, Y., He, Y., 2012. Granular support vector machine with random granularity. US Patent 8,160,975.
- [30] Wang, G., 2003. Rough reduction in algebra view and information view. International Journal of Intelligent Systems 18, 679–688.
- [31] Wang, G., 2017. Dgcc: data-driven granular cognitive computing. Granular Computing 2, 343–355.
- [32] Wu, W.Z., Leung, Y., 2011. Theory and applications of granular labelled partitions in multi-scale decision tables. Information Sciences 181, 3878–3897.
- [33] Xia, S., Bai, X., Wang, G., Cheng, Y., Meng, D., Gao, X., Zhai, Y., Giem, E., 2022a. An efficient and accurate rough set for feature selection, classification, and knowledge representation. IEEE Transactions on Knowledge and Data Engineering .
- [34] Xia, S., Chen, J., Hou, B., Wang, G., 2023a. Granular-ball optimization algorithm. arXiv preprint arXiv:2303.12807 .
- [35] Xia, S., Dai, X., Wang, G., Gao, X., Giem, E., 2022b. An efficient and adaptive granular-ball generation method in classification problem. IEEE Transactions on Neural Networks and Learning Systems .
- [36] Xia, S., Lian, X., Shao, Y., 2022c. Fuzzy granular-ball computing framework and its implementation in svm. arXiv preprint arXiv:2210.11675 .
- [37] Xia, S., Liu, Y., Ding, X., Wang, G., Yu, H., Luo, Y., 2019. Granular ball computing classifiers for efficient, scalable and robust learning. Information Sciences 483, 136–152.
- [38] Xia, S., Peng, D., Meng, D., Zhang, C., Wang, G., Giem, E., Wei, W., Chen, Z., 2020a. Ball k k-means: Fast adaptive clustering with no bounds. IEEE Transactions on Pattern Analysis and Machine Intelligence 44, 87–99.
- [39] Xia, S., Wang, C., Wang, G., Gao, X., Giem, E., Yu, J., 2023b. Gbrs: A unified granular-ball learning model of pawlak rough set and neighborhood rough set. IEEE Transactions on Neural Networks and Learning Systems .
- [40] Xia, S., Wang, G., Chen, Z., Duan, Y., et al., 2018. Complete random forest based class noise filtering learning for improving the generalizability of classifiers. IEEE Transactions on Knowledge and Data Engineering 31, 2063–2078.
- [41] Xia, S., Wang, G., Gao, X., Peng, X., 2023c. Gbsvm: Granular-ball support vector machine. IEEE Transactions on Neural Networks and Learning Systems .
- [42] Xia, S., Wen, Q., Wang, G., Meng, D., Gao, X., Giem, E., Chen, Z., 2023d. A coarse-to-fine adaptive acceleration framework for exact k -means. IEEE Transactions on Pattern Analysis and Machine Intelligence .

- [43] Xia, S., Wu, S., Chen, X., Wang, G., Gao, X., Zhang, Q., Giem, E., Chen, Z., 2022d. Grrs: Accurate and efficient neighborhood rough set for feature selection. *IEEE Transactions on Knowledge and Data Engineering*.
- [44] Xia, S., Xie, J., Wang, G., 2023e. Gbc: An efficient and adaptive clustering algorithm based on granular-ball. *arXiv:2205.14592*.
- [45] Xia, S., Zhang, H., Li, W., Wang, G., Giem, E., Chen, Z., 2020b. Gbnrs: A novel rough set algorithm for fast adaptive attribute reduction in classification. *IEEE Transactions on Knowledge and Data Engineering* 34, 1231–1242.
- [46] Xia, S., Zheng, S., Wang, G., Gao, X., Wang, B., 2021. Granular ball sampling for noisy label classification or imbalanced classification. *IEEE Transactions on Neural Networks and Learning Systems*.
- [47] Xie, J., Deng, Q., Xia, S., Zhao, Y., Wang, G., Gao, X., 2023a. Research on efficient fuzzy clustering method based on local fuzzy granules. *arXiv preprint arXiv:2303.03590*.
- [48] Xie, J., Kong, W., Xia, S., Wang, G., Gao, X., 2023b. An efficient spectral clustering algorithm based on granular-ball. *IEEE Transactions on Knowledge and Data Engineering*.
- [49] Xie, J., Xia, S., Wang, G., Gao, X., 2023. GBMST: An Efficient Minimum Spanning Tree Clustering Based on Granular-Ball Computing. *arXiv e-prints*, arXiv:2303.01082doi:10.48550/arXiv.2303.01082, arXiv:2303.01082.
- [50] Xu, Z., Wang, Q., 2005. On the properties of covering rough sets model. *Journal of Henan Normal University (Natural Science)* 33, 130–132.
- [51] Yao, Y., 2007. Decision-theoretic rough set models, in: *Rough Sets and Knowledge Technology: Second International Conference, RSKT 2007, Toronto, Canada, May 14–16, 2007. Proceedings 2*, Springer. pp. 1–12.
- [52] Zadeh, L.A., 1979. Fuzzy sets and information granularity. *Fuzzy sets, fuzzy logic, and fuzzy systems: selected papers*, 433–448.
- [53] Zadeh, L.A., 1997. Toward a theory of fuzzy information granulation and its centrality in human reasoning and fuzzy logic. *Fuzzy sets and systems* 90, 111–127.
- [54] Zhang, L., Zhang, B., 2003. Theory of fuzzy quotient space (methods of fuzzy granular computing). *Journal of Software* 14, 770–776.
- [55] Zhang, L., Zhang, B., 2004. The quotient space theory of problem solving. *Fundamenta Informaticae* 59, 287–298.
- [56] Zhang, Q., Wu, C., Xia, S., Zhao, F., Gao, M., Cheng, Y., Wang, G., 2023. Incremental learning based on granular ball rough sets for classification in dynamic mixed-type decision system. *IEEE Transactions on Knowledge and Data Engineering*.
- [57] Zhang, W.B., Zhu, G.Y., 2020. A multiobjective optimization of pcb prototyping assembly with ofa based on the similarity of intuitionistic fuzzy sets. *IEEE Transactions on Fuzzy Systems* 29, 2054–2061.
- [58] Zhou, Y., Zheng, X., Hsieh, C.J., Chang, K.W., Huan, X., 2021. Defense against synonym substitution-based adversarial attacks via dirichlet neighborhood ensemble, in: *Association for Computational Linguistics (ACL)*.