

# Dynamic Video Frame Interpolation with integrated Difficulty Pre-Assessment

Ban Chen<sup>1</sup> Xin Jin<sup>1</sup> Youxin Chen<sup>1</sup> Longhai Wu<sup>1</sup> Jie Chen<sup>1</sup> Jayoon Koo<sup>2</sup> Cheul-hee Hahm<sup>2</sup>

<sup>1</sup>Samsung Electronics (China) R&D Center <sup>2</sup>Samsung Electronics, South Korea

{ban.chen, xin.jin, yx113.chen, longhai.wu, ada.chen, j.goo, chhahm}@samsung.com

**Abstract**—Video frame interpolation(VFI) has witnessed great progress in recent years. While existing VFI models still struggle to achieve a good trade-off between accuracy and efficiency: fast models often have inferior accuracy; accurate models typically run slowly. However, easy samples with small motion or clear texture can achieve competitive results with simple models and do not require heavy computation. In this paper, we present an integrated pipeline which combines difficulty assessment with video frame interpolation. Specifically, it firstly leverages a pre-assessment model to measure the interpolation difficulty level of input frames, and then dynamically selects an appropriate VFI model to generate interpolation results. Furthermore, a large-scale VFI difficulty assessment dataset is collected and annotated to train our pre-assessment model. Extensive experiments show that easy samples pass through fast models while difficult samples inference with heavy models, and our proposed pipeline can improve the accuracy-efficiency trade-off for VFI.

**Index Terms**—Difficulty pre-assessment, dynamic video frame interpolation, image quality assessment

## I. INTRODUCTION

Video frame interpolation(VFI) aims to generate intermediate frames between consecutive frames. VFI is widely applied in industrial products, including slow-motion video generation, video editing, intelligent display devices, etc. Despite recent advances in deep learning bring performance improvement, VFI models are becoming more and more computationally expensive, making them infeasible for practical applications. While accurate VFI models typically synthesize high-quality results at the cost of efficiency, fast VFI models, on the other hand, often suffer from unreasonable artifacts.

This work aims to adjust the trade-off between accuracy and efficiency for VFI in a data-driven manner. Based on our investigation, the performance gain of heavy model mainly comes from challenging frames with fast moving objects or complex texture. While for static or clean frames, VFI models always show similar performance – no matter what model size is. Motivated by this phenomenon, we design a dynamic VFI pipeline, where different VFI models are applied alternatively according to interpolation difficulty of input frames.

In our dynamic VFI, we design a VFI difficulty pre-assessment (VFI-DPA) model based on AHQ [1], a SOTA full reference image quality assessment (FR-IQA) model. FR-IQA aims to quantify and predict human perceptual judgements of image quality by comparing restored images with their corresponding pristine-quality images. AHQ adopts a hybrid architecture that takes advantage of local texture CNN features

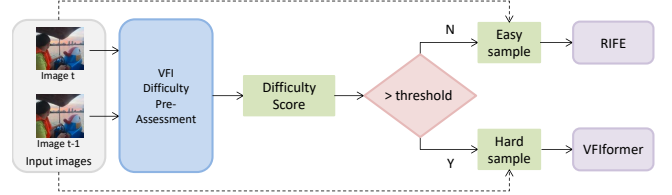


Fig. 1. Overview pipeline of Dynamic VFI.

and global semantic ViT features. Our VFI-DPA employs several innovations to significantly reduce the computation cost of AHQ, while still improving its performance for interpolation quality pre-assessment. To train and evaluate VFI-DPA model, we collect a large VFI difficulty pre-assessment dataset with manual annotation.

Based on our VFI-DPA, we choose RIFE [2] as fast VFI model and VFiformer [3] as accurate VFI model. RIFE uses an efficient CNN flow estimator and a simplified synthesis network to interpolate multiple frames with real-time performance. VFiformer integrates Transformer to model long-range dependency and handle large motions. Our VFI-DPA allows us to feed easy frames into RIFE for efficiency, and pass hard frames through VFiformer for accuracy.

In summary, our main contributions are as follows:

- To the best of our knowledge, we are the first to integrate difficulty pre-assessment with VFI. Our dynamic VFI enables flexible trade-off between speed and accuracy, which is crucial for industrial deployment.
- We design a VFI-DPA model, a lightweight difficulty pre-assessment model to evaluate interpolation difficulty before running VFI models. It achieves promising performance with high efficiency.
- We contribute a large-scale VFI difficulty assessment dataset with different resolutions and distortion types.

## II. METHOD

In this section, we briefly introduce overall pipeline of dynamic VFI network, and then detail the architecture of VFI pre-assessment network and its training loss.

### A. Overview of dynamic VFI.

As shown in Fig. 1, we design a dynamic VFI pipeline with integrated VFI difficulty pre-assessment. Firstly, VFI-DPA model predicts an interpolation difficulty level for each

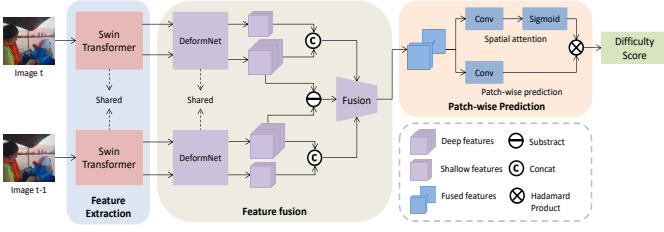


Fig. 2. VFI difficulty pre-assessment model (VFI-DPA).

image pair. We then classify input frames as easy or hard class by comparing predicted score with customized threshold. Finally, easy samples are sent to RIFE for efficiency, while hard samples go through VFIformer for better interpolation.

### B. VFI difficulty pre-assessment

The overall structure of our VFI-DPA is shown in Fig. 2. Given two frames, VFI-DPA predicts an interpolation difficulty score without seeing interpolation result. It can be considered as a lightweight and flexible plugin, which can be easily employed to choose VFI models (not restricted to RIFE and VFIformer) dynamically based on given inputs. VFI-DPA is built upon AHQ, which consists of a feature extraction module, a feature fusion module and a patch-wise prediction module. As detailed in the following, we make some modifications to AHQ to make it much more lightweight but still powerful for interpolation difficulty pre-assessment.

**Feature extraction.** AHQ applies a two-branch feature extraction module that consists of a ViT branch and a CNN branch. The Transformer branch favors long-range dependencies and global representations, while the CNN branch focuses on local textures. While this two-branch design achieves promising results for IQA, mixed CNN and ViT design introduces extra parameters, and is unaffordable as an industrial-purpose backbone. On the other hand, plain ViT lacks of hierarchical features, especially local texture features which is crucial for IQA. To solve this issue, we use Siamese feature extraction (sharing weights) based on Swin Transformer [4], where the shifted window scheme has advantage of efficiency, and the hierarchical architecture naturally enables the feature fusion. As shown in Fig. 2 and 3, during inference, two images are fed into feature extraction module, and then the feature maps from Swin Transform block 2 and block 4 are outputted as low-level texture features and high-level semantic features for further fusion.

**Feature fusion.** The feature maps from feature extraction module have different spatial resolutions and can not be fused directly. As shown in Fig. 3, we first align spatial resolution of deep feature with shallow feature by Pixelshuffle [5]. In contrast to coarse pooling or traditional interpolation methods, Pixelshuffle can reconstruct high resolution feature with less noises. Following Pixelshuffle, a 1x1 convolution layer is employed to reduce feature channels. For shallow feature, we follow the processing in AHQ, by using the deformable convolution operation with offsets learned from deep aligned

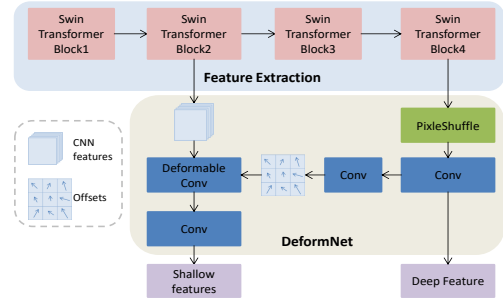


Fig. 3. Feature extraction and fusion modules in VFI-DPA.

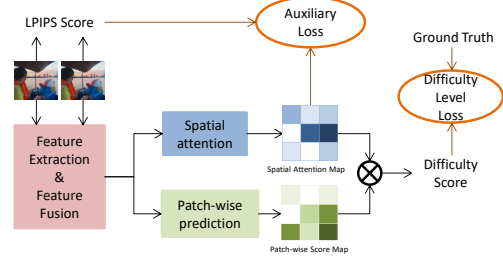


Fig. 4. Detailed illustration of training loss for VFI-DPA.

feature. The deformable convolution allows the network focus on salient or moving regions in an image, which we believe is useful to quantify the difficulty level for frame interpolation. Then, as shown in Fig. 2, we calculate temporal difference feature of neighboring frames by subtraction and learn rich spatial representations by concatenating deep features and shallow features within one frame. Finally, temporal and spatial features are fused by concatenation and convolution operations as final representations.

**Patch-wise prediction.** We follow the patch-wise prediction architecture in AHQ. As illustrated in Fig. 2, the prediction branch evaluates a difficulty score for each location in feature map, while the spatial attention branch evaluates the importance of each corresponding score. Finally, we calculate the final score by weighted sum operation.

### C. Training loss for VFI-DPA

In Fig. 4, our loss consists of difficulty level loss between predicted and annotated difficulty scores (normalized to  $[0, 1]$ ), and an auxiliary loss cooperated with perceptual similarity.

**Difficulty level loss.** We adopt a difficulty level loss as

$$L_{difficulty} = \|S_{GT} - S_{Pred}\| \quad (1)$$

where  $S_{GT}$  and  $S_{Pred}$  are ground truth and predicted scores.

**Auxiliary loss.** We argue that perceptual similarity of input frames has a positive correlation with interpolation difficulty, because it can reflect motion magnitude and dynamic texture complexity implicitly. Motivated by this, we introduce an auxiliary loss to guide the difficulty prediction branch with perceptual similarity. Our auxiliary loss is defined as

$$L_{AUX} = \|S_{mean} - S_{lrips}\| \quad (2)$$




Fig. 5. Example frames from our VFI Difficulty Assessment dataset. Top to down rows show easy to hard cases: higher difficulty score represents lower interpolation difficulty level.

where  $S_{mean}$  is mean of spatial attention map from difficulty prediction branch in Patch-wise prediction and  $S_{lpiPs}$  is LPIPS [6] of input images. We choose LPIPS as perceptual quality since it is commonly used for accessing VFI methods.

### III. VFI DIFFICULTY ASSESSMENT DATASET

Our VFI difficulty assessment dataset contains 13030 image triplets, where each triplet contains 3 neighboring frames and an interpolation difficulty score.

**Data preparation.** We collect around 8000 video clips from Vimeo90K [7], Adobe240 [8] and Internet. These video clips contain three resolutions (1080p, 720p, and 256p), and two frame rates (30 FPS and 60 FPS). We extract image triplets from these video clips, and to stimulate large motion, we increase time interval between triplets in some cases.

**Data annotation.** We assume the quality of interpolated result could represent the interpolation difficulty of its input frames. We interpolate each image triplet with RIFE [2] and evaluate a perceptual quality score for RIFE’s interpolation. The quality score ranges from 1 to 4 and used as interpolation difficulty level in our dataset. We provide illustration of reference images from different difficulty levels in Fig. 5 It is shown that the difficult cases for frame interpolation typically have large motions and rich texture. In this work, we roughly categorize image pairs as easy and hard during inference, but it is worth noting that our dataset has 4 difficulty levels and supports more fine-grained model selection.

## IV. EXPERIMENTS

### A. Experimental settings

**Dataset.** We use SUN-FILM [9] database to evaluate dynamic VFI pipeline, and use VFI difficulty pre-assessment dataset to evaluate VFI-DPA. SUN-FILM is a public VFI dataset with 4 subsets, Easy, Medium, Hard and Extreme. These subsets are divided by motion magnitude and the average motion magnitude increases from Easy to Extreme.

**Evaluation Metrics.** We evaluate VFI-DPA on SUM-FILM by the accuracy under error tolerance. Specifically, we calculate the absolute error between prediction and ground truth. If the error is less than an error tolerance threshold, the prediction is considered as True Positive. In this work, we set two error tolerance thresholds: 0.125 and 0.25. We evaluate dynamic VFI and compare it with static VFI using only RIFE or VFIfomer. VFI performance is measured by peak signal to noise ratio (PSNR) and structural similarity (SSIM).

### B. Main quantitative results.

**Dynamic VFI performance.** As shown in Table I, our pipeline surpasses RIFE by a large margin with small extra computational cost. We also observe that: 1) VFI-DPA model trained with different resolution datasets (256p, 720p, and 1080p) result in differences in accuracy-efficiency balance, and VFI-DPA trained with 720p dataset (same resolution with SNU-FILM) optimally improves the accuracy. 2) VFI-DPA better improves the accuracy on Hard and Extreme subsets, which is consistent with our motivation.

TABLE I  
DYNAMIC VFI PERFORMANCE

Method	SUM-FLIM				Runtime
	Easy	Medium	Hard	Extreme	
RIFE	40.0068/0.9904	35.7027/0.9785	30.0675/0.9327	24.8157/0.8530	0.016s
Ours(256p)	40.0113/0.9904	35.7330/0.9786	30.3269/0.9352	25.2734/0.8622	0.355s
Ours(720p)	40.0118/0.9904	35.7457/0.9787	30.3721/0.9355	25.3382/0.8630	0.443s
Ours(1080p)	40.0041/0.9904	35.7399/0.9787	30.2817/0.9349	25.2503/0.8623	0.348s
VFIformer	40.1262/0.9907	36.0920/0.9798	30.6704/0.9378	25.4334/0.8642	1.268s

TABLE II  
VFI PER-ASSESSMENT PERFORMANCE

Method	Pixlshuffle	Lite-weight Backbone	Image Difference	Auxiliary Loss	Tol.=0.125	Tol.=0.25	Para.	Runtime
AHIQ [1]					0.5507	0.8080	11.22M	0.022s
Baseline		✓			0.4843	0.7305	4.490M	0.014s
		✓	✓		0.5117	0.8164	4.735M	0.015s
	✓	✓			0.5039	0.7500	4.233M	0.014s
	✓	✓	✓		0.5468	0.7539	4.469M	0.014s
Ours	✓	✓	✓	✓	0.5546	0.7821	4.469M	0.014s

**VFI-DPA performance.** As reported in table II, VFI-DPA achieves a better trade-off between accuracy and efficiency than AHIQ. VFI-DPA maintains the accuracy of AHIQ with less than half parameters. Its design can capture motion magnitude and pre-assess VFI difficulty successfully.

Our VFI-DPA matches the accuracy of AHIQ with less than half parameters, because its lightweight architecture is capable to capture the motion information that favors interpolation difficulty pre-assessment.

### C. Ablation study

**Lightweight Backbone.** From Table II, our Siamese backbone reduces about 60% of parameters with only 0.07 accuracy degradation, compared to original mixed CNN and ViT backbone adopted by AHIQ. Furthermore, we employ several tricks to match its accuracy with AHIQ.

**Effect of Image difference.** Image difference is a necessary information for difficulty pre-assessment model. In Table II, it brings 0.03 improvement over baseline, which suggests VFI-DPA may learn differences between input images at semantic level.

**Effect of Auxiliary Loss.** Our auxiliary loss for VFI-DPA is the MSE loss between LPIPS similarity and mean of spatial attention map. As reported in Table II, our auxiliary loss improves accuracy, demonstrating the positive relationship between input images similarity and interpolation difficulty.

**Influence of Pixelshuffle layer.** We investigate the impact of Pixelshuffle layer in DeformNet. We replace Pixelshuffle with traditional interpolation. The comparison results in Table II show that Pixelshuffle improves performance by 0.02. The Pixelshuffle can reconstruct more detailed spatial features than nearest interpolation when rescaling feature from low resolution to high resolution. We believe that Pixelshuffle layer has potential in image quality assessment, where high resolution plays a key role.

## V. CONCLUSION

This paper presents a dynamic VFI pipeline, dedicated to effectively generate pleasant intermediate frames with dynamic VFI model selection. The results on SUM-FILM show that dynamic VFI achieves competitive performance with less computational cost. We believe that our dynamic VFI framework can provide an effective solution for many industrial applications which are concerned with accuracy-efficiency trade-off. Furthermore, our VFI-DPA model is a lightweight plug-and-play module which can enjoy the advances of VFI models to achieve better performance. Besides, we contribute a large scale Video Frame Interpolation Difficulty Assessment dataset to train and validate VFI-DPA.

## REFERENCES

- [1] S. Lao, Y. Gong, S. Shi, S. Yang, T. Wu, J. Wang, W. Xia, and Y. Yang, "Attentions help cnns see better: Attention-based hybrid image quality assessment network," in CVPR, 2022.
- [2] Z. Huang, T. Zhang, W. Heng, B. Shi, and S. Zhou, "Real-time intermediate flow estimation for video frame interpolation," in ECCV, 2022.
- [3] L. Lu, R. Wu, H. Lin, J. Lu, and y. Jia, "Video frame interpolation with transformer," in CVPR, 2022.
- [4] Z. Liu, Y. Lin, Y. Cao, H. Hu, Y. Wei, Z. Zhang, S. Lin, and B. Guo, "Swin transformer: Hierarchical vision transformer using shifted windows," in CVPR, 2021.
- [5] W. Shi, J. Caballero, F. Huszár, J. Totz, A. P. Aitken, R. Bishop, D. Rueckert, and Z. Wang, "Real-time single image and video super-resolution using an efficient sub-pixel convolutional neural network," in CVPR, 2016.
- [6] R. Zhang, P. Isola, A. A. Efros, E. Shechtman, and O. Wang, "The unreasonable effectiveness of deep features as a perceptual metric," in CVPR, 2018.
- [7] T. Xue, B. Chen, J. Wu, D. Wei, and W. T. Freeman, "Video enhancement with taskoriented flow," IJCV, 2019.
- [8] W. Shen, W. Bao, G. Zhai, L. Chen, X. Min, and Z. Gao, "Blurry video frame interpolation," in CVPR, 2020.
- [9] M. Choi, H. Kim, B. Han, N. Xu, and K. Mu Lee, "Channel attention is all you need for video frame interpolation," in AAAI, 2020.