

Augmented balancing weights as linear regression^{*}

David Bruns-Smith
UC Berkeley

Oliver Dukes
Ghent Univ.

Avi Feller
UC Berkeley

Elizabeth L. Ogburn
Johns Hopkins Univ.

May 1, 2023

Abstract

We provide a novel characterization of augmented balancing weights, also known as Automatic Debiased Machine Learning (AutoDML). These estimators combine outcome modeling with balancing weights, which estimate inverse propensity score weights directly. When the outcome and weighting models are both linear in some (possibly infinite) basis, we show that the augmented estimator is equivalent to a single linear model with coefficients that combine the original outcome model coefficients and OLS; in many settings, the augmented estimator collapses to OLS alone. We then extend these results to specific choices of outcome and weighting models. We first show that the combined estimator that uses (kernel) ridge regression for both outcome and weighting models is equivalent to a single, undersmoothed (kernel) ridge regression; this also holds when considering asymptotic rates. When the weighting model is instead lasso regression, we give closed-form expressions for special cases and demonstrate a “double selection” property. Finally, we generalize these results to linear estimands via the Riesz representer. Our framework “opens the black box” on these increasingly popular estimators and provides important insights into estimation choices for augmented balancing weights.

1 Introduction

Combining outcome modeling and weighting, such as in augmented inverse propensity weighting (AIPW) and other doubly robust (DR) estimators, is a core strategy for estimating causal effects in observational causal inference and for addressing covariate shift problems in machine learning. A growing literature finds weights by solving the “balancing weights” optimization problem, which estimates the inverse propensity weights directly, rather than by first estimating the propensity score and then inverting. These estimators are referred to by a wide range of terms, including *augmented balancing weights* (Athey et al., 2018; Hirshberg and Wager, 2021), *automatic debiased machine learning* (AutoDML; Chernozhukov et al., 2022c), and *generalized regression estimators* (GREG; Deville and Särndal, 1992); see Ben-Michael et al. (2021b) for a review.

In this paper, we consider augmented balancing weights in which the estimators for both the outcome model and the inverse propensity weights are based on penalized linear regressions in some possibly infinite basis. We begin with a novel characterization of the balancing weights estimator as equivalent to applying unregularized ordinary least squares (OLS) coefficient estimates to a *re-weighted* — rather than observed — target covariate profile. We use this characterization to show that, somewhat surprisingly, augmenting a regularized linear outcome regression (“base learner”) with linear balancing weights is numerically equivalent to a single linear outcome regression applied to the observed target covariates. The resulting coefficients,

^{*}We would like to thank David Arbour, Eli Ben-Michael, Andreas Buja, Alex D’Amour, Skip Hirshberg, Apoorva Lal, Whitney Newey, Rahul Singh, and Qingyuan Zhao for useful discussion and comments. A.F. and D.B-S. were supported in part by the Institute of Education Sciences, U.S. Department of Education, through Grant R305D200010. The opinions expressed are those of the authors and do not represent the views of the Institute or the U.S. Department of Education. O.D. was supported by NIH grant 579679 and by the FWO grant 1222522N. E.L.O. was supported by ONR grant N000142112820 and by the Simons Institute for Theoretical Computer Science.

$\hat{\beta}_{\text{aug}}$, are an affine combination of the base learner model coefficients, $\hat{\beta}_{\text{reg}}$, and unregularized OLS coefficients, $\hat{\beta}_{\text{ols}}$:

$$\hat{\beta}_{\text{aug}} = a \circ \hat{\beta}_{\text{ols}} + (1 - a) \circ \hat{\beta}_{\text{reg}},$$

where $a \in [0, 1]^d$ when the covariance matrix is diagonal. The hyperparameter for the balancing weights estimator directly controls the regularization path a , which depends on the proportion of covariate shift explained by the balancing weights. In many practical settings, $a = 1$ and the combined estimator collapses to OLS alone, even if the outcome regression base learner is heavily regularized.

We first specialize these results to estimators that augment the base learner with weights obtained via ridge regression, or, equivalently, with weights that minimize the ℓ_2 covariate imbalance. We show that such augmentation always corresponds to a form of boosting and therefore *overfits*, in the sense that the augmented estimator always reduces the in-sample mean-squared error (MSE) relative to the base learner. When the base learner is also ridge regression, the augmented estimator is equivalent to *undersmoothing* a single (generalized) ridge regression estimator, in the sense of selecting a smaller hyperparameter than the base learner; this equivalence extends to kernel ridge regression.

We next specialize our results to estimators that augment the base learner with weights obtained using lasso, or, equivalently, with weights that minimize ℓ_∞ covariate imbalance. Unlike for ℓ_2 balancing, the combined estimator no longer corresponds to traditional overfitting or undersmoothing. Instead, we can give closed form expressions for the important special case when the covariance matrix is diagonal. Here, the regularization path for the augmented coefficients $\hat{\beta}_{\text{aug}}$ follows a familiar lasso form, even for generic outcome regression estimators. When both the outcome and weighting models are fit via lasso, we obtain a familiar “double selection” result (Belloni et al., 2014): the included covariates in the combined estimator are the union of the non-zero coefficients in the individual models. The augmented estimator therefore exhibits a form of undersmoothing in terms of the number of included covariates, always including at least as many non-zero coefficients as the outcome model alone.

We illustrate these results by applying augmented balancing estimators to different versions of the canonical LaLonde (1986) data set. In the “short” version with only 11 features, we show that these estimators collapse to simple OLS: for both ridge-augmented ℓ_2 balancing (“double ridge”) and lasso-augmented ℓ_∞ balancing (“double lasso”), choosing the optimal hyperparameters via cross-validation leads to estimators that are equivalent to OLS. For LaLonde (1986) with an expanded feature set ($d = 171$), these estimators no longer collapse to OLS; instead, we show how these estimators overfit relative to the relevant base learner in practice. We find similar patterns when re-analyzing semi-synthetic data based on the Infant Home Development Program (Hill, 2011).

Building on our numerical results, we then show that the undersmoothing also holds in a statistical sense for (kernel) ridge-augmented ℓ_2 balancing. In particular, there are two broad approaches for using kernel ridge regression to obtain \sqrt{n} -consistent and semiparametrically efficient estimators: (1) doubly robust estimation that uses kernel ridge regression for both outcome and weighting models, such as in augmented balancing weights (Wong and Chan, 2018; Singh, 2021); and (2) undersmoothing a single kernel ridge model, with a careful choice of regularization schedule, typically $O(n^{-1})$, that is smaller than regression-MSE-optimal (Hirshberg et al., 2019; Kallus, 2020; Mou et al., 2023). We show that these two approaches are in a sense equivalent, with the implied hyperparameter for the combined estimator going to zero at the square of the rate of the hyperparameter for the unaugmented models. Thus, choosing the schedules of $O(n^{-1/2})$ for the separate outcome and weighting models yields the undersmoothed schedule of $O(n^{-1})$ for the combined estimator, which gives a new interpretation to existing results in the undersmoothing literature. Moreover, we show that the implied hyperparameter can go to zero either faster or slower than n^{-1} , depending on assumptions for the underlying outcome model, suggesting a tolerance for even more aggressive undersmoothing in certain regimes.

Finally, we propose several extensions. We first show that the numeric equivalences apply to augmented balancing weights estimation of a broad class of linear functionals, via the Riesz representation theorem

(Chernozhukov et al., 2022c). While in the main text, we consider low-dimensional linear function classes, in the appendix, we demonstrate that our results hold quite generally — they apply to *any* class of functions in a (possibly infinite-dimensional) Hilbert space. We also show that the common practice of constraining weights to be non-negative corresponds to trimming the sample used to obtain the OLS coefficients.

Our novel numeric equivalence results provide important insights to two open questions in causal inference and machine learning. First, and most immediately, these results “open the black box” on the growing number of methods based on augmented balancing weights and automatic debiased machine learning that can sometimes be difficult to understand. We provide an easy-to-interpret representation of the augmented estimator as an affine combination of the coefficients of the base learner outcome regression and OLS coefficients. Our numeric results similarly highlight that estimation choices for augmented balancing weights can lead to potentially unexpected behavior. Most notably, choosing (kernel) ridge regression for both outcome and weighting models collapses to a single (kernel) ridge regression estimator. Thus, we also generalize the numeric results underlying the argument in Robins et al. (2007) that “OLS is doubly robust” and show this holds for a broader class of penalized parametric and non-parametric regressions.

Second, our results connect two approaches to “automate” semiparametric causal inference. By automation, we mean that they do not require explicit derivation of the efficient influence function. AutoDML and related methods exploit the fact that we can estimate the Riesz representer without obtaining a closed form expression for a wide class of functionals, including the average derivative effect and policy effects. We can then use the estimated Riesz representer to explicitly perform bias correction for a plug-in estimator of the functional. Older approaches, such as undersmoothing (Goldstein and Messer, 1992; Newey et al., 1998), twicing kernels (Newey et al., 2004), and sieve estimation (Newey, 1994; Shen, 1997), also avoid direct estimation of the Riesz representer. They instead tune the nonparametric regression fit such that an additional bias correction is not required for a plug-in estimator. Subject to certain conditions, it is well known both approaches can yield estimators that are asymptotically equivalent and efficient. We nevertheless show that if the tuning parameter is defined in terms of an ℓ_2 -norm constraint, then both approaches can coincide in the sample — not just asymptotically. Specifically, AutoDML based on ℓ_2 -penalized sieves or kernel ridge regression can collapse to a single-stage plug-in estimator, with a tuning parameter shrunk further towards zero (relative to choices for the base learners).

In Section 2 we introduce the problem setup, identification assumptions, and common estimation methods; we also review balancing weights and previous results linking balancing weights to outcome regression models. In Section 3 we present our new results, and in Sections 4 and 5 we cache out the implications for ℓ_2 and ℓ_∞ balancing weights specifically. Section 6 gives a numeric illustration. Section 7 gives some implications of our results for the asymptotics of kernel ridge regression. Section 8 offers some extensions, e.g. to general linear functionals and to simplex-constrained weights. Section 9 discusses the connection with the semiparametrics literature and offers some other directions for future research.

1.1 Related work

Balancing weights and AutoDML. With deep roots in survey calibration methods and the *generalized regression estimator* (GREG; see Deville and Särndal, 1992), a large and growing causal inference literature uses balancing weights estimation in place of traditional inverse propensity score weighting (IPW). Ben-Michael et al. (2021b) provide a recent review; we discuss specific examples at length in Section 2.3 below. This approach typically tries to achieve minimax finite-sample balance of features of the covariate distributions in the different treatment groups. Of particular interest here are augmented balancing weights estimators that combine balancing weights with outcome regression; see, for example, Athey et al. (2018); Hirshberg and Wager (2021); Ben-Michael et al. (2021c).

A parallel literature in econometrics instead focuses on so-called *automatic* estimation of the Riesz representer, of which IPW are a special case, where “automatic” refers to the fact that we can estimate the Riesz representer without obtaining a closed form expression. The corresponding augmented estimation framework is known as Automatic Debiased Machine Learning, or AutoDML; see, among others, Chernozhukov et al.

(2022a), Chernozhukov et al. (2022b), Chernozhukov et al. (2022c), and Chernozhukov et al. (2022d). This approach has also been applied in a range of settings, including to corrupted data (Agarwal and Singh, 2021) and to addressing noncompliance (Singh et al., 2022). As we discuss below, the AutoDML approach nearly always employs cross-fitting and is typically motivated by asymptotic properties rather than achieving balance in finite samples.

Numerical equivalences for balancing weights. Many seminal papers highlight connections between weighting approaches, such as balancing weights and IPW, and outcome modeling; see Bruns-Smith and Feller (2022) for discussion. Most relevant are a series of papers that show numerical equivalences between linear regression and (exact) balancing weights, especially Robins et al. (2007), Kline (2011), and Chattopadhyay and Zubizarreta (2021), and between kernel ridge regression and forms of kernel weighting, especially Kallus (2020); Hirshberg et al. (2019); we return to this in Section 2.4. In the context of panel data, Shen et al. (2022) establish connections between different forms of regression, which is especially relevant for our discussion of high-dimensional features in Appendix B. Finally, Lin and Han (2022) provide an interesting alternative perspective by demonstrating that a large class of outcome regression estimators can be viewed as implicitly estimating the density ratio of the covariate distributions in the two treatment groups. Our results generalize and unify many of these existing numeric equivalences.

2 Problem setup and background

2.1 Setup and motivation

We motivate our numerical results by focusing on the problem of estimating the mean of a missing outcome variable in a target population given observed covariates; we generalize from the mean to arbitrary linear functionals in Section 8.1. As our results are purely numeric, however, this setup is entirely for interpretation and motivation.

Let $X \in \mathcal{X}$ and $Y \in \mathbb{R}$ be a vector of covariates and an outcome, respectively. We consider two populations p and q that are distributions over (X, Y) . We will refer to p as the “source” population and q as the “target” population. We consider a setting where X and Y are both observed in the source population, but in the target population we only observe X . Our goal is to estimate the expectation of the missing outcomes in the target population. Thus, the target estimand is $\mathbb{E}_q[Y]$, where we use subscripts p and q to denote the population with respect to which we take expectations. Many important examples have this structure.

Example 1 (Distribution shift). *Here the goal is training a predictor under distribution shift (Gretton et al., 2012). Let Y be the loss of a predictor, let p be the training population, and let q be a test population with a new distribution of covariates. Then the missing mean, $\mathbb{E}_q[Y]$, is the risk of the predictor in the test population.*

Example 2 (Causal inference). *Here the goal is estimating the unobserved potential outcomes in an observational study. Let Y be the potential outcome under control (with appropriate restrictions, such as SUTVA; Rubin, 1980), let p be the population of individuals in the control condition, and let q be the population of individuals in the treatment condition. Then Y is observed for population p but not for population q , and the missing mean, $\mathbb{E}_q[Y]$, is the average potential outcome under control for the individuals who in fact were treated. Letting Y be the potential outcome under treatment, p the population of individuals in the treatment condition, and q the population of individuals in the control condition, $\mathbb{E}_q[Y]$ is the average potential outcome under treatment for the individuals who in fact received control.*

For both examples, the crucial assumption for identification is *conditional ignorability*: the conditional distribution of Y given X is the same in the source and target populations. This is also known as “conditional exchangeability,” “selection on observables,” or “no unmeasured confounding.” For our purposes, we will require the mean, but not distributional, version of this assumption:

Assumption 1 (Conditional mean ignorability). $\mathbb{E}_p[Y|X] = \mathbb{E}_q[Y|X]$.

Since we assume the conditional expectations are the same in the two populations, we occasionally denote the common conditional mean functional without subscripts, $\mathbb{E}[Y|X]$. Under an additional *population overlap assumption* that $q(x)$ is absolutely continuous with respect to $p(x)$, we can identify $\mathbb{E}_q[Y]$ with the *regression functional*, also known as the *adjustment formula* or *g-formula*:

$$\mathbb{E}_q[\mathbb{E}_p[Y|X]] = \mathbb{E}_q[\mathbb{E}_q[Y|X]] = \mathbb{E}_q[Y]. \quad (1)$$

A complementary approach instead relies on the density ratio between the marginal covariate distributions in the source and target populations, $\frac{dq}{dp}(X)$, also known as the Radon-Nikodym derivative, importance sampling weights, or inverse propensity score weights (IPW).¹ As we discuss in Section 8.1 below, this is also a special case of a Riesz representer (Chernozhukov et al., 2022c). Under the assumptions of conditional mean ignorability and population overlap, we can identify $\mathbb{E}_q[Y]$ via the *weighting functional*, also known as the *IPW functional*:

$$\mathbb{E}_p\left[\frac{dq}{dp}(X) Y\right] = \mathbb{E}_p\left[\frac{dq}{dp}(X) \mathbb{E}_p[Y|X]\right] = \mathbb{E}_q[\mathbb{E}_p[Y|X]] = \mathbb{E}_q[Y]. \quad (2)$$

Finally, we can combine the regression and weighting functionals to create a third identifying functional, known as the *doubly robust functional* (Robins et al., 1994):

$$\mathbb{E}_q[\mathbb{E}_p[Y|X]] + \mathbb{E}_p\left[\frac{dq}{dp}(X) \{Y - \mathbb{E}_p[Y|X]\}\right]. \quad (3)$$

This functional has the attractive property of being equal to $\mathbb{E}_q[Y]$ even if either one of $\frac{dq}{dp}(X)$ or $\mathbb{E}_p[Y|X]$ is replaced with an arbitrary function of X , hence the term “doubly robust.”² See Chernozhukov et al. (2018); Kennedy (2022) for recent overviews of the active literature in causal inference and machine learning focused on estimating versions of Equation (3).

The *augmented* estimators that we analyze in this paper are based on estimating this doubly robust functional. These estimators augment an outcome regression-based estimator of the regression functional with appropriately weighted residuals. Alternatively, they augment an estimator of the weighting functional with an outcome regression-based estimator of the regression functional, subtracting off the implied estimator of $\frac{dq}{dp}(X)\mathbb{E}_p[Y|X]$.

2.2 Balancing weights: Background and general form

While the density ratio $\frac{dq}{dp}(X)$ often plays a central role in identification, particularly in doubly robust approaches, the quantity is notoriously difficult to estimate with plug-in methods. Traditional IPW estimators that first estimate the propensity score and then invert to obtain the corresponding weights can be unstable when the estimated propensity score in the denominator is small (Kang and Schafer, 2007). This approach can also fail to control finite sample covariate imbalance in practice (see Ben-Michael et al., 2021b). Likewise, separately estimating the densities p and q and then taking their ratio is highly unstable (Sugiyama et al., 2012).

The balancing weights framework, also known as automatic estimation of the Riesz representer, provides an alternative estimation approach (Ben-Michael et al., 2021b; Chernozhukov et al., 2022c). Before turning to practical estimation in Section 2.3 below, we focus on two complementary motivations for this approach: (1) weighting to minimize covariate imbalance, and (2) direct estimation of the density ratio.

¹Using Bayes Rule, we can equivalently express $\frac{dq}{dp}(X)$ via the *propensity score* $P(1_q|X)$, where 1_q is the indicator that an observation from the size-proportional mixture distribution of p and q is from population q : $\frac{dq}{dp}(X) = \frac{P(1_q|X)}{1-P(1_q|X)} \frac{1-P(1_q)}{P(1_q)}$.

²This functional is equal to $\mathbb{E}_q[Y]$ if $\mathbb{E}_p[Y|X]$ is replaced with an arbitrary well-behaved functional of X_p , because the first and last terms cancel and we are left with the weighting functional $\mathbb{E}_p[\frac{dq}{dp}(X)Y]$. It is also equal to $\mathbb{E}_q[Y]$ if $\frac{dq}{dp}(X)$ is replaced with an arbitrary well-behaved functional of X_p , because the $\mathbb{E}_p[h(X)(Y - \mathbb{E}_p[Y|X])]$ is equal to 0 for any h and therefore we are left with the regression functional $\mathbb{E}_q[\mathbb{E}_p[Y|X]]$.

2.2.1 Weighting for covariate balance

A central property of the density ratio is that the corresponding weights, $w(X) = \frac{dq}{dp}(X)$, perfectly balance the mean of all functions of X between p and q . That is, $\frac{dq}{dp}(X)$ are the unique weights $w : \mathcal{X} \rightarrow \mathbb{R}$ that satisfy the *population balancing property* (Ben-Michael et al., 2021b):

$$\mathbb{E}_p[w(X)f(X)] = \mathbb{E}_q[f(X)] \quad \text{for all measurable functions } f. \quad (4)$$

Substituting $f(X) = \mathbb{E}_p[Y|X]$ into Equation (4) recovers the weighting functional in Equation (2).

As $\frac{dq}{dp}(X)$ are the *unique* weights that satisfy this property for all measurable functions, we can further characterize $\frac{dq}{dp}(X)$ as the unique solution to the following optimization problem:

$$\min_w \sup_f \left\{ \mathbb{E}_p[w(X)f(X)] - \mathbb{E}_q[f(X)] \right\}, \quad (5)$$

where the objective is called the “imbalance” between p and q . This optimization problem, however, does not lead to a practical estimator: the objective is unbounded for all $w \neq \frac{dq}{dp}(X)$, and, even when bounded, can give very large weights.

The balancing weights approach makes this problem more tractable by imposing simplifying assumptions about the nature of confounding or covariate shift. In particular, if we are willing to assume that $\mathbb{E}[Y|\cdot]$ lies in a model class \mathcal{F} , then it suffices to balance functions in that class, and we can replace the objective (5) with the imbalance over \mathcal{F} :

$$\text{Imbalance}_{\mathcal{F}}(w) := \sup_{f \in \mathcal{F}} \left\{ \mathbb{E}_p[w(X)f(X)] - \mathbb{E}_q[f(X)] \right\}.$$

For our purposes, \mathcal{F} must be a convex and symmetric function class. For example, we might consider bounded functions, Lipschitz functions, or functions that are linear in some basis. Typically, the balancing weights approach also introduces a regularization hyperparameter $\delta > 0$ to ensure a unique minimum and to introduce a bias-variance tradeoff. The resulting balancing weights are the unique solution w^* to the following strictly-convex optimization problem:

$$\min_w \left\{ \text{Imbalance}_{\mathcal{F}}(w) + \delta \|w\|_2^2 \right\}. \quad (6)$$

Finite sample versions of this optimization problem can be solved efficiently, as we discuss below. If the true conditional expectation $\mathbb{E}[Y|\cdot] \in \mathcal{F}$, then the imbalance $\left\{ \mathbb{E}_p[w^*(X)\mathbb{E}[Y|X]] - \mathbb{E}_q[\mathbb{E}[Y|X]] \right\}$, which captures bias in estimating $\mathbb{E}_q[Y]$, will be small. For a more formal statement, see for example Hirshberg and Wager (2021).

2.2.2 Direct estimation of the density ratio

Chernozhukov et al. (2022c) consider an alternative motivation for balancing weights: finding weights that directly minimize the mean-squared error for $\frac{dq}{dp}(X)$,³

$$\min_{f \in \mathcal{F}} \left\{ \mathbb{E}_p \left[\left(f(X) - \frac{dq}{dp}(X) \right)^2 \right] \right\}. \quad (7)$$

The balancing weights w^* that minimize (6) are equal to $f^* \in \mathcal{F}$ that achieve the minimum in (7) up to a constant scaling factor that depends on δ . With the introduction of a hyperparameter (see (8) below),

³See Zhao (2019) for balancing weights estimators under alternative loss functions.

Ben-Michael et al. (2021b); Bruns-Smith and Feller (2022) showed that (7) is equivalent to the optimization problem in (6).

This gives us a second path to identification. Informally: if $\frac{dq}{dp}(\cdot) \in \mathcal{F}$, then the minimum variance weights that balance \mathcal{F} are exactly dq/dp (see Bruns-Smith and Feller (2022)), and are therefore also guaranteed to balance *all* measurable functions, including the conditional expectation $\mathbb{E}[Y|X]$, even if $\mathbb{E}[Y|\cdot] \notin \mathcal{F}$.⁴ Thus, if either $\mathbb{E}[Y|\cdot] \in \mathcal{F}$ or $\frac{dq}{dp}(\cdot) \in \mathcal{F}$, then the balancing weights w^* can replace $\frac{dq}{dp}(X)$ in the weighting functional for estimating $\mathbb{E}_q[Y]$.

Remark 1 (Implied propensity score model). *While not central to our discussion, we note that the balancing approach to IPW estimates an implied propensity score model, although the estimated probabilities are not necessarily constrained to be in $[0, 1]$ (Robins et al., 2007; Kline, 2011). If the estimated balancing weights are \hat{w} , then the implied estimated propensity scores can be obtained by inverting the representation in Footnote 1. More generally, Zhao (2019); Ben-Michael et al. (2021b) show that the dual of the balancing weights optimization problem corresponds to modified loss functions for the propensity score.*

2.3 Linear balancing weights

In this paper, we consider finite sample solutions to balancing weights optimization problems in the special case where $\mathbb{E}[Y|X]$ is linear in some basis expansion of X . This is an extremely broad class that encompasses linear and polynomial models in arbitrary dictionaries with dimension possibly larger than the sample size, as well as non-parametric models including reproducing kernel Hilbert spaces (Gretton et al., 2012), the highly-adaptive Lasso (Benkeser and Van Der Laan, 2016), the neural tangent kernel space of infinite-width neural networks (Jacot et al., 2018), and “honest” random forests (Agarwal et al., 2022). However, this class excludes models for $\mathbb{E}[Y|X]$ that are fundamentally non-linear in their parameters, like neural networks in general, or linear models passed through a non-linear link function. We sketch an extension to the non-linear case in Appendix D.1.

In the linear setting, the relevant imbalance is captured entirely by *feature mean imbalance*, as we show below. Let X_p, Y_p be n i.i.d. samples from p , and let X_q be m i.i.d. samples from q . For ease of presentation, in the main text we consider the special case where we have a feature map $\phi : \mathcal{X} \rightarrow \mathbb{R}^d$ with $\Phi_p := \phi(X_p)$ and similarly for Φ_q . Furthermore, we assume that $d < n$ and that Φ_p has rank d . We emphasize that this is not necessary for our results — one can replace \mathbb{R}^d with an infinite-dimensional Hilbert space \mathcal{H} and relax the rank restriction. See Appendix B for a formal presentation of the high-dimensional setting.

We will write $\hat{\mathbb{E}}_p$ and $\hat{\mathbb{E}}_q$ for sample averages and define $\bar{\Phi}_q := \hat{\mathbb{E}}_q[\Phi_q]$. In what follows we write w for the $1 \times n$ vector $w(\Phi)$, to highlight the fact that we will estimate w directly rather than as an explicit function of X or Φ .

Let $\mathcal{F} = \{f(x) = \theta^T \phi(x) : \|\theta\| \leq r\}$ where $\|\cdot\|$ can be any norm on \mathbb{R}^d . Let $\|\cdot\|_*$ be the *dual norm* of $\|\cdot\|$; that is, $\|v\|_* := \sup_{\|u\| \leq 1} u^T v$. Many common vector norms have familiar, closed-form, dual norms, e.g. the dual norm of the ℓ_2 -norm is the ℓ_2 -norm; and the dual norm of the ℓ_1 -norm is the ℓ_∞ -norm. Then the supremum that defines the sample Imbalance $_{\mathcal{F}}(w)$ can be written as:

$$\widehat{\text{Imbalance}}_{\mathcal{F}}(w) = \left\| \frac{1}{n} w \Phi_p - \bar{\Phi}_q \right\|_*.$$

Now we can write the balancing weights optimization problem in (6) equivalently as either:

$$\begin{aligned} \text{Penalized form:} \quad & \min_{w \in \mathbb{R}^n} \left\{ \left\| \frac{1}{n} w \Phi_p - \bar{\Phi}_q \right\|_*^2 + \delta_1 \|w\|_2^2 \right\} \\ \text{Constrained form:} \quad & \min_{w \in \mathbb{R}^n} \|w\|_2^2 \\ & \text{such that } \left\| \frac{1}{n} w \Phi_p - \bar{\Phi}_q \right\|_* \leq \delta_2. \end{aligned}$$

⁴For a more formal statement, see Hirshberg and Wager (2021); Chernozhukov et al. (2022c).

Furthermore, we can write the equivalent problem in (7) as:

$$\text{Automatic form:} \quad \min_{\theta \in \mathbb{R}^d} \left\{ \frac{1}{n} \theta^T (\Phi_p^T \Phi_p) \theta - \frac{1}{n} 2 \theta^T \bar{\Phi}_q + \delta_3 \|\theta\| \right\}, \quad (8)$$

where we use the terminology “automatic” from Chernozhukov et al. (2022c). For any parameter $\delta_2 > 0$ and corresponding constrained problem solution \hat{w} , there exists a parameter $\delta_3 > 0$ such that $\hat{w} = \delta_3 \Phi_p \hat{\theta}$, where $\hat{\theta}$ is the solution to the automatic form (Ben-Michael et al., 2021b).⁵ As a result, for any norm $\|\cdot\|$, the penalized and constrained forms will *always* produce weights that are linear in Φ_p (Ben-Michael et al., 2021b). Without loss of generality, we therefore use δ to denote the regularization parameter for the balancing weights problem, regardless of the specific form. Some popular choices of linear balancing weights are described below.

Example 1 (Exact balancing weights). *The most common balancing weights estimation problem finds the minimum weights that exactly balance each element of Φ .⁶ In the constrained form, exact balancing solves*

$$\begin{aligned} & \min_{w \in \mathbb{R}^n} \|w\|_2^2 \\ & \text{such that } \frac{1}{n} w \phi_{pj} = \bar{\phi}_{qj} \quad \text{for all } j \end{aligned} \quad (9)$$

Example 2 (ℓ_2 balancing). *The ℓ_2 balancing weights problem is usually expressed via its penalized form:*

$$\min_{w \in \mathbb{R}^n} \left\{ \left\| \frac{1}{n} w \Phi_p - \bar{\Phi}_q \right\|_2^2 + \delta \|w\|_2^2 \right\} \quad (10)$$

Example 3 (ℓ_∞ balancing). *The constrained form of the ℓ_∞ balancing weights problem is*

$$\begin{aligned} & \min_{w \in \mathbb{R}^n} \|w\|_2^2 \\ & \text{such that } \left\| \frac{1}{n} w \Phi_p - \bar{\Phi}_q \right\|_\infty \leq \delta \end{aligned} \quad (11)$$

The “automatic” form of ℓ_∞ balancing is also known as the Minimum Distance Lasso estimator for the Riesz representer (Chernozhukov et al., 2022c). Popular variants of this problem constrain the weights to be non-negative (Zubizarreta, 2015; Athey et al., 2018).

Example 4 (Kernel balancing). *As a brief preview of the balancing problem in the infinite-dimensional setting, we provide an example where $\mathcal{F} = \mathcal{H}$ is a reproducing kernel Hilbert space with norm $\|\cdot\|_{\mathcal{H}}$ and kernel $\mathcal{K} : \mathcal{X} \times \mathcal{X} \rightarrow \mathbb{R}$. Then for any $x \in \mathcal{X}$, the representer $\mathcal{K}(x, \cdot) \in \mathcal{H}$. Define $\bar{\Phi}_q := \frac{1}{m} \sum_{j=1}^m \mathcal{K}(x_{q,j}, \cdot)$ and for $w \in \mathbb{R}^n$ define the reweighted $\hat{\Phi}_q := \frac{1}{n} \sum_{i=1}^n w_i \mathcal{K}(x_{p,i}, \cdot)$. The penalized balancing weights problem for $\mathcal{F} = \mathcal{H}$ is:*

$$\min_{w \in \mathbb{R}^n} \left\{ \|\hat{\Phi}_q - \bar{\Phi}_q\|_{\mathcal{H}}^2 + \delta \|w\|_2^2 \right\}. \quad (12)$$

Singh (2021) gives the automatic form of this problem. The Hilbert space norm can be computed efficiently in finite samples using the kernel matrix. See Appendix B for details, as well as Wong and Chan (2018), Hazlett (2020), and Kallus (2020).

Remark 2 (Intercept). *An important constraint in practice is to normalize the weights, $\frac{1}{n} \sum_{i=1}^n w_i = 1$. This corresponds to replacing Φ_p and Φ_q with their centered forms, $\Phi_p - \bar{\Phi}_p$ and $\Phi_q - \bar{\Phi}_p$, in the dual form of the balancing weights problem. This is also equivalent to adding a column of 1s to Φ_p . Appropriately accounting for this normalization, however, unnecessarily complicates the notation. Therefore, without loss of generality, we will assume that the covariates are centered throughout, that is, $\bar{\Phi}_p = 0$.*

⁵Note also that the choice of δ implies a choice of hyperparameter r that defines the class \mathcal{F} (Kallus, 2020).

⁶Many popular variants of this approach penalize alternative dispersion measures, such as the entropy of the weights (e.g., Hainmueller, 2012).

2.4 When outcome modeling and balancing weights are known to be equivalent

The results above motivate balancing weights from the perspective of estimating the weighting functional in Equation (2). Interestingly, for a large class of outcome models, the balancing weights problem is numerically equivalent to directly estimating the conditional expectation $\mathbb{E}_p[Y|\Phi]$ and applying the estimated coefficients to Φ_q . In particular, ℓ_2 balancing weights are numerically equivalent to ridge regression trained in the source distribution and applied to the target features. We begin with the special case of unregularized linear regression and then present the more general setting. We comment briefly on the conditions necessary for guaranteeing such equivalences in general in Appendix D.2.

Linear regression. Ordinary least squares regression is equivalent to a weighting estimator that exactly balances the feature means. See Fuller (2002) for discussion in the survey sampling literature; see Robins et al. (2007), Abadie et al. (2010), Kline (2011), and Chattopadhyay et al. (2020) for relevant discussions in the causal inference literature.

In particular, let \hat{w}_{exact} be the solution to the the exact balancing weights problem in Example 1 above. Let $\hat{\beta}_{\text{ols}} = (\Phi_p^T \Phi_p)^{-1} \Phi_p^T Y_p$ be the OLS coefficients from the regression of Y_p on Φ_p .⁷ We then have the following numerical equivalence:

$$\begin{aligned} \hat{\mathbb{E}}_q[\Phi_q \hat{\beta}_{\text{ols}}] &= \hat{\mathbb{E}}_p[\hat{w}_{\text{exact}} \circ Y_p] \\ \underbrace{\bar{\Phi}_q (\Phi_p^T \Phi_p)^{-1} \Phi_p^T Y_p}_{\hat{\beta}_{\text{ols}}} &= \underbrace{\bar{\Phi}_q (\Phi_p^T \Phi_p)^{-1} \Phi_p^T}_{\frac{1}{n} \hat{w}_{\text{exact}}} Y_p, \end{aligned} \quad (13)$$

where the weights have the closed form $\frac{1}{n} \hat{w}_{\text{exact}} = \bar{\Phi}_q (\Phi_p^T \Phi_p)^{-1} \Phi_p^T$.

Ridge regression. This equivalence immediately extends to ridge regression (Speckman, 1979; Hirshberg et al., 2019; Kallus, 2020).⁸ Let $\hat{w}_{\ell_2}^\delta$ be the minimizer of the ℓ_2 balancing weights problem in Example 2 above, with hyperparameter δ . Let

$$\hat{\beta}_{\text{ridge}}^\delta := \underset{\beta \in \mathbb{R}^d}{\operatorname{argmin}} \left\{ \|Y_p - \Phi_p \beta\|_2^2 + \delta \|\beta\|_2^2 \right\} \quad (14)$$

be the ridge regression coefficients from least squares regression of Y_p on Φ_p . We then have the following numerical equivalence:

$$\begin{aligned} \hat{\mathbb{E}}_q[\Phi_q \hat{\beta}_{\text{ridge}}^\delta] &= \hat{\mathbb{E}}_p[\hat{w}_{\ell_2}^\delta \circ Y_p] \\ \underbrace{\bar{\Phi}_q (\Phi_p^T \Phi_p + \delta I)^{-1} \Phi_p^T Y_p}_{\hat{\beta}_{\text{ridge}}^\delta} &= \underbrace{\bar{\Phi}_q (\Phi_p^T \Phi_p + \delta I)^{-1} \Phi_p^T}_{\frac{1}{n} \hat{w}_{\ell_2}^\delta} Y_p, \end{aligned} \quad (15)$$

where the weights have the closed form $\frac{1}{n} \hat{w}_{\ell_2}^\delta = \bar{\Phi}_q (\Phi_p^T \Phi_p + \delta I)^{-1} \Phi_p^T$. Thus, the estimate from ridge regression is identical to the estimate using the ℓ_2 balancing weights. We leverage this equivalence in Section 3 below.

Kernel ridge regression. In general, the same equivalence holds in the non-parametric setting where ϕ is the feature map induced by an RKHS. In particular, let $\mathcal{F} = \{f \in \mathcal{H} : \|f\|_{\mathcal{H}} \leq r\}$, where \mathcal{H} is a reproducing kernel Hilbert space (RKHS) with kernel \mathcal{K} , $\|\cdot\|_{\mathcal{H}}$ denotes the norm of the RKHS, and $r > 0$. Then the equivalence above holds for $\phi(x) := \mathcal{K}(\cdot, x)$. Although ϕ is typically infinite-dimensional, the Riesz Representer Theorem shows that the least square regression and, equivalently, the balancing optimization

⁷If the sample Gramian is not invertible, then the same results hold using the pseudoinverse, corresponding to the minimum norm OLS coefficients.

⁸See Harshaw et al. (2019) for an interesting connection of this equivalence to experimental design. See Ben-Michael et al. (2021c) and Shen et al. (2022) for related applications in the panel data setting.

problem have closed-form solutions. The least squares regression approach is *kernel ridge regression* and the weighting estimator is *kernel balancing weights* (see Hazlett, 2020; Kim et al., 2022a). Hirshberg et al. (2019) leverage this equivalence to analyze the asymptotic bias of kernel balancing weights. For further discussion of this equivalence see Gretton et al. (2012); Kallus (2020).

3 New results on the relationship between balancing weights and outcome models

We first demonstrate that any linear balancing weights estimator is equivalent to applying OLS to the re-weighted features. We then demonstrate that augmenting any linear balancing weights estimator with a linear outcome regression estimator results in an estimator that is equivalent to a plug-in estimator of a new linear model whose coefficients are a weighted combination of estimated OLS coefficients and the coefficients of the original linear outcome model.

3.1 Weighting alone

Our first result is that estimating $\mathbb{E}_q[Y]$ with *any* linear balancing weights is equivalent to fitting OLS for the regression of Y_p on Φ_p in the source population and then applying those coefficients to the re-weighted target population features.

The key idea for this result begins with the simple unregularized regression prediction for $\mathbb{E}_q[Y]$, $\bar{\Phi}_q \hat{\beta}_{ols}$. Regularized regression models navigate a bias-variance trade-off by regularizing estimated coefficients $\hat{\beta}_{reg}$ relative to $\hat{\beta}_{ols}$, leading to $\bar{\Phi}_q \hat{\beta}_{reg}$. The balancing weights approach instead keeps $\hat{\beta}_{ols}$ fixed and regularizes the target feature distribution by penalizing the implied covariate shift, $\hat{\Delta}^\delta = \hat{\Phi}_q^\delta - \bar{\Phi}_p$.

Proposition 3.1. *Let $\hat{w}^\delta := \hat{\theta}^\delta \Phi_p^T$, $\hat{\theta}^\delta \in \mathbb{R}^d$, be any linear balancing weights, with corresponding weighted features $\hat{\Phi}_q^\delta := \frac{1}{n} \hat{w}^\delta \Phi_p$. Let $\hat{\beta}_{ols} = (\Phi_p^T \Phi_p)^\dagger \Phi_p^T Y_p$ be the OLS coefficients of the regression of Y_p on Φ_p . Then:*

$$\begin{aligned} \hat{\mathbb{E}}_p [\hat{w}^\delta \circ Y_p] &= \hat{\Phi}_q^\delta \hat{\beta}_{ols} \\ &= (\bar{\Phi}_p + \hat{\Delta}^\delta) \hat{\beta}_{ols}, \end{aligned}$$

where $\hat{\Delta}^\delta = \hat{\Phi}_q^\delta - \bar{\Phi}_p$ ⁹ is the mean feature shift implied by the balancing weights and where superscript δ indicates possible dependence on a hyperparameter.

When the weights achieve exact balance, so that $\hat{\Phi}_q^\delta = \bar{\Phi}_q$, Proposition 3.1 recovers the expression in Equation (13). Note that here we have written the OLS coefficients using the pseudo-inverse \dagger . For clarity in the main text, we focus on the full rank setting, where $(\Phi_p^T \Phi_p)^\dagger = (\Phi_p^T \Phi_p)^{-1}$; we provide a proof for the general setting in Appendix B.3. In Section 8, we extend Proposition 3.1 to balancing weights that incorporate a non-negativity constraint and to general linear functional estimands.

We emphasize that this is a new and quite general result. As we discussed in Section 2.4, it has been shown previously that for exact balancing weights, $\hat{\mathbb{E}}_p[\hat{w}_{\text{exact}} Y_p] = \bar{\Phi}_q \hat{\beta}_{ols}$. However, Proposition 3.1 holds for any weights of the form $w = \theta \Phi_p^T$ with arbitrary $\theta \in \mathbb{R}^d$. In Sections 4 and 5, we make this regularization explicit for ℓ_2 and ℓ_∞ balancing, respectively.

3.2 Augmented balancing weights

A natural question is whether it is desirable to regularize *both* the coefficients and the covariate shift? It turns out, as our next result shows, that augmented balancing weights estimators do exactly this.

⁹We have assumed without loss of generality that $\bar{\Phi}_p = 0$, but we sometimes choose to use $\hat{\Delta}$ notation in order to demonstrate the role of mean feature shift in various expressions.

Let $\hat{\beta}_{\text{reg}}^\lambda$ be the coefficients of any regularized linear model for the relationship between Y_p and Φ_p where the superscript λ indicates dependence on a hyperparameter (e.g., estimated by regularized least squares). We consider augmenting $\hat{\mathbb{E}}_p[\hat{w}^\delta \circ Y_p]$ with $\hat{\beta}_{\text{reg}}^\lambda$ using the doubly robust functional representation in Equation (3). The augmented estimator is:¹⁰

$$\hat{\mathbb{E}}_q[\Phi_q \hat{\beta}_{\text{reg}}^\lambda] + \hat{\mathbb{E}}_p[\hat{w}^\delta \circ (Y_p - \Phi_p \hat{\beta}_{\text{reg}}^\lambda)] = \hat{\mathbb{E}}_p[\hat{w}^\delta \circ Y_p] + \hat{\mathbb{E}}_q \left[\left(\Phi_q - \hat{\Phi}_q^\delta \right) \hat{\beta}_{\text{reg}}^\lambda \right]. \quad (16)$$

Many recently proposed estimators have this form; see e.g. [Athey et al. \(2018\)](#); [Hirshberg and Wager \(2021\)](#); [Ben-Michael et al. \(2021b\)](#); [Chernozhukov et al. \(2022c\)](#).

We apply Proposition 3.1 to the first term of the right-hand side of (16) to yield the following result. As this result is purely numerical, it applies to arbitrary vectors $\hat{\beta}_{\text{reg}}^\lambda \in \mathbb{R}^d$, but substantively we think of $\hat{\beta}_{\text{reg}}^\lambda$ as the estimated coefficients from an outcome model.

Proposition 3.2. *For any $\hat{\beta}_{\text{reg}}^\lambda \in \mathbb{R}^d$, and any linear balancing weights estimator with estimated coefficients $\hat{\theta}^\delta \in \mathbb{R}^d$, and with $\hat{w}^\delta := \hat{\theta}^\delta \Phi_p^T$ and $\hat{\Phi}_q^\delta := \frac{1}{n} \hat{w}^\delta \Phi_p$, the resulting augmented estimator*

$$\begin{aligned} & \hat{\mathbb{E}}_p[\hat{w}^\delta \circ Y_p] + \hat{\mathbb{E}}_q \left[\left(\Phi_q - \hat{\Phi}_q^\delta \right) \hat{\beta}_{\text{reg}}^\lambda \right] \\ &= \hat{\mathbb{E}}_q \left[\hat{\Phi}_q^\delta \hat{\beta}_{\text{ols}} + \left(\Phi_q - \hat{\Phi}_q^\delta \right) \hat{\beta}_{\text{reg}}^\lambda \right] \\ &= \hat{\mathbb{E}}_q[\Phi_q \hat{\beta}_{\text{aug}}], \end{aligned}$$

where the j th element of $\hat{\beta}_{\text{aug}}$ is:

$$\begin{aligned} \hat{\beta}_{\text{aug},j} &:= (1 - a_j^\delta) \hat{\beta}_{\text{reg},j}^\lambda + a_j^\delta \hat{\beta}_{\text{ols},j} \\ a_j^\delta &:= \frac{\hat{\Delta}_j^\delta}{\Delta_j}, \end{aligned}$$

where $\Delta_j = \bar{\Phi}_{q,j} - \bar{\Phi}_{p,j}$ is the observed mean feature shift for feature j ; and $\hat{\Delta}_j^\delta = \hat{\Phi}_{q,j}^\delta - \bar{\Phi}_{p,j}$ is the feature shift for feature j implied by the balancing weights model. Finally, $a^\delta \in [0, 1]^d$ when the covariance matrix is diagonal, $(\Phi_p^T \Phi_p) = \text{diag}(\sigma_1^2, \sigma_2^2, \dots, \sigma_d^2)$, with $\sigma_j^2 > 0$.

This is our central numerical result for augmented balancing weights: when both the outcome and weighting models are linear, the augmented estimator is equivalent to a linear model applied to the target features Φ_q , with coefficients that are element-wise affine combinations of the base learner coefficients, $\hat{\beta}_{\text{reg}}^\lambda$, and the coefficients $\hat{\beta}_{\text{ols}}$ from an OLS regression of Y_p on Φ_p . (The coefficients are additionally *convex* combinations of $\hat{\beta}_{\text{reg}}^\lambda$ and $\hat{\beta}_{\text{ols}}$ when the covariance matrix is diagonal.) In Sections 4 and 5 below, we analyze some of the properties of the augmented estimator for ℓ_2 and ℓ_∞ balancing weights problems respectively.

The regularization parameter for the balancing weights problem, δ , parameterizes the interpolation path between $\hat{\beta}_{\text{reg}}^\lambda$ and $\hat{\beta}_{\text{ols}}$. As $\delta \rightarrow 0$ the balancing weights problem prioritizes minimizing balance over controlling variance, and $\hat{\Delta}_j \rightarrow \Delta_j$ for all j .¹¹ In this case, $a_j^\delta = \hat{\Delta}_j^\delta / \Delta_j \rightarrow 1$, and the weights fully “de-bias” the original outcome model by recovering unregularized regression, $\hat{\beta}_{\text{aug}} \rightarrow \hat{\beta}_{\text{ols}}$. In Section 6, we will see that in practice when chosen by cross-validation, δ often equals exactly 0 in applied problems. In these settings, even when $\hat{\beta}_{\text{reg}}$ is a sophisticated regularized model such as an elastic net regression, the final augmented point estimate is nonetheless numerically equivalent to the simple OLS plug-in estimate. Conversely, as $\delta \rightarrow \infty$, the balancing weights problem prioritizes controlling variance, leading to uniform weights and $\hat{\Delta}_j \rightarrow 0$. In this case, $a_j^\delta = \hat{\Delta}_j^\delta / \Delta_j \rightarrow 0$, the weighting model does very little, and $\hat{\beta}_{\text{aug}} \rightarrow \hat{\beta}_{\text{reg}}^\lambda$.

¹⁰If the weighting model and outcome model have different bases, our result applies to a shared basis by either combining the dictionaries as in [Chernozhukov et al. \(2022c\)](#) or by applying an appropriate projection as in [Hirshberg and Wager \(2021\)](#).

¹¹Recall that we assume that we have centered covariates, such that $\bar{\Phi}_{p,j} = 0$ for all j . Thus, $\Delta_j = \bar{\Phi}_{q,j}$ and $\hat{\Delta}_j^\delta = \hat{\Phi}_{q,j}^\delta$. So $\hat{\Delta}_j^\delta \rightarrow \Delta_j$ is equivalent to $\hat{\Phi}_q^\delta \rightarrow \bar{\Phi}_q$.

Remark 3 (Sample splitting). *Sample splitting is a common technique in the AutoDML literature especially, in which we only apply the outcome and weighting models to data points not used for estimation; see, for example, Newey and Robins (2018); Chernozhukov et al. (2022c). Since Proposition 3.2 holds for arbitrary vectors $\hat{\beta}_{\text{reg}}^\lambda$ and $\hat{\theta}^\delta$, the results still hold. See Appendix A for an extended discussion.*

Remark 4 (Infinite dimensional setting). *While we emphasize the linear, low-dimensional setting where $\Phi_p^T \Phi_p$ is invertible, Proposition 3.2 holds far more broadly. The result remains true when the function class \mathcal{F} is a subset of any Hilbert space. This includes the high dimensional setting where $d > n$ and the infinite dimensional setting. See Appendix B for a formal statement.*

3.3 OLS and exact balancing weights

Proposition 3.2 is a general equivalence that allows for arbitrary (linear) outcome and weighting models. In our results below, we use this characterization to derive the regularization paths for ℓ_2 or ℓ_∞ balancing weights and when $\hat{\beta}_{\text{reg}}^\lambda$ are estimated via ridge- and lasso-penalized linear regression. Before turning to these, we briefly review two edge cases. In Appendix A, we show that these equivalences only hold approximately in the setting with sample splitting.

OLS outcome model. Consider the special case of fitting an *unregularized* outcome regression model, i.e. $\hat{\beta} = \hat{\beta}_{\text{ols}}$. Then Proposition 3.2 reproduces the result, originally due to Robins et al. (2007), that “OLS is doubly robust” (see also Kline, 2011). This is because $\hat{\beta}_{\text{aug}} = \hat{\beta}_{\text{ols}}$ for arbitrary linear weights $\theta \in \mathbb{R}^d$. Thus, OLS augmented by linear balancing weights collapses to OLS alone; equivalently, we can view OLS alone as an augmented estimator that combines a linear regression outcome model with linear balancing weights.

Exact balancing weights. A similar result holds for *unregularized* balancing weights, i.e., exact balancing weights. Let \hat{w}_{exact} be the solution to a balancing weights problem in Section 2.3 with hyperparameter $\delta = 0$, and let $\beta \in \mathbb{R}^d$ be arbitrary coefficients. Then from the balance condition, $\hat{\Phi}_q = \bar{\Phi}_q$, $a_j^0 = 1$ for all j , and we have that $\hat{\beta}_{\text{aug}} = \hat{\beta}_{\text{ols}}$. Thus, the augmented exact balancing weights estimator also collapses to the OLS regression estimator. Equivalently, by Equation (13), the augmented exact balancing weights estimator collapses to the *unaugmented* exact balancing weights estimator. Zhao and Percival (2017) use a very similar result to argue that entropy balancing, a form of exact balancing weights, is doubly robust.

As we show in the numerical illustrations in Section 6, many common augmented balancing weights estimators collapse to OLS alone when the hyperparameter tuning procedure (e.g., cross-validation) selects $\delta = 0$. Thus, even if the balancing weights model is a generic penalized regression model, this collapsing behavior can nonetheless occur. Indeed, this often underpins the theoretical justification of plug-in estimators based on sieve/series methods (Newey, 1994), which are implemented via standard OLS or maximum likelihood.

4 Augmented ℓ_2 Balancing Weights

We now specialize the general numerical results above to ℓ_2 balancing weights, which are commonly used in the context of kernel balancing (Gretton et al., 2012; Hirshberg et al., 2019; Kallus, 2020; Ben-Michael et al., 2021a) and for panel data methods (Abadie et al., 2010; Ben-Michael et al., 2021c). We first show that the regularization path a_j^δ from Proposition 3.2 follows typical ridge regression shrinkage, with a smooth decay. Moreover, augmenting with ℓ_2 balancing weights is equivalent to boosting with ridge regression, and always overfits relative to the unaugmented outcome model alone. We then show that when the outcome model used to augment ℓ_2 balancing weights is itself a ridge regression, the combined estimator is equivalent to a single, generalized ridge regression, albeit undersmoothed relative to the base learner; we call this “double ridge” estimation. These results extend immediately to the RKHS setting of “double kernel ridge” estimation, combining kernel balancing weights and kernel ridge regression. In Section 7, we show the implications of these numeric results for undersmoothing in the statistical sense.

While the following results hold for arbitrary covariance matrices, in the main text we simplify the presentation by assuming that $\Phi_p^T \Phi_p$ is diagonal; that is, $(\Phi_p^T \Phi_p) = \text{diag}(\sigma_1^2, \sigma_2^2, \dots, \sigma_d^2)$, with $\sigma_j^2 > 0$. We show that this is without loss of generality for ℓ_2 balancing in Appendix C.

4.1 General linear outcome model

Following Section 2.3 above, ℓ_2 balancing weights, including kernel balancing weights, have a closed form that is always linear in $\bar{\Phi}_q$. Our next result applies this closed form to Proposition 3.2 to derive the regularization path that results from augmenting an arbitrary linear outcome model with ℓ_2 balancing weights. Although this is an immediate consequence of Proposition 3.2, the resulting form of the augmented estimator has unique structure that warrants a new result.

Proposition 4.1. *Let $\hat{w}_{\ell_2}^\delta$ be (penalized) linear balancing weights with regularization parameter δ and $\mathcal{F} = \{f(x) = \theta^T \phi(x) : \|\theta\|_2 \leq 1\}$. Then $\frac{1}{n} \hat{w}_{\ell_2}^\delta = \bar{\Phi}_q (\Phi_p^T \Phi_p + \delta I)^{-1} \Phi_p^T$. Therefore, the augmented ℓ_2 balancing weights estimator with outcome model $\hat{\beta}_{\text{reg}}^\lambda \in \mathbb{R}^d$ has the form*

$$\hat{\mathbb{E}}_q[\Phi_q \hat{\beta}_{\text{reg}}^\lambda] + \hat{\mathbb{E}}_p[\hat{w}_{\ell_2}^\delta (Y_p - \Phi_p \hat{\beta}_{\text{reg}}^\lambda)] = \hat{\mathbb{E}}_q[\Phi_q \hat{\beta}_{\ell_2}],$$

where the j th coefficient of $\hat{\beta}_{\ell_2}$ is given by

$$\begin{aligned} \hat{\beta}_{\ell_2, j} &:= (1 - a_j^\delta) \hat{\beta}_{\text{reg}, j}^\lambda + a_j^\delta \hat{\beta}_{\text{ols}, j} \\ a_j^\delta &:= \frac{\sigma_j^2}{\sigma_j^2 + \delta}. \end{aligned} \tag{17}$$

In this case, the a_j^δ are exactly equal to the standard regularization path of ridge regression. To see this, recall that ridge regression with penalty δ shrinks the $\hat{\beta}_{\text{ols}}$ coefficients as follows:

$$\hat{\beta}_{\text{ridge}, j}^\delta = \left(\frac{\sigma_j^2}{\sigma_j^2 + \delta} \right) \hat{\beta}_{\text{ols}, j} = a_j^\delta \hat{\beta}_{\text{ols}, j}. \tag{18}$$

This is identical to the expression in (17) but with $\hat{\beta}_{\text{reg}}^\lambda$ set to 0: Ridge regression shrinks $\hat{\beta}_{\text{ols}}$ towards 0 with regularization path a_j^δ , while ℓ_2 augmenting shrinks $\hat{\beta}_{\text{ols}}$ towards $\hat{\beta}_{\text{reg}}^\lambda$ with the same regularization path.

As an illustration, the right panel of Figure 1 shows $\hat{\beta}_{\text{aug}}$ (on the y-axis) for ten covariates, with δ increasing from 0 (on the x-axis). The dots on the left pick out $\hat{\beta}_{\text{ols}}$; when $\delta = 0$, then $a_j^0 = 1$ and $\hat{\beta}_{\ell_2} = \hat{\beta}_{\text{ols}}$. The limit on the right shows $\hat{\beta}_{\text{reg}}^\lambda$. The smooth regularization path is characteristic of ridge regression shrinkage.

Universal adaptability. Surprisingly — and in contrast to the general result in Proposition 3.2 — the a_j^δ do not depend on the target covariates Φ_q . Proposition 4.1 shows that ℓ_2 balancing weights are always linear in $\bar{\Phi}_q$, and as a result, the corresponding regularization path a_j^δ does not depend on the target covariates Φ_q ; it depends only on δ and the source distribution variances σ_j^2 . In other words, for fixed δ , the augmented coefficients $\hat{\beta}_{\text{aug}}$ are the same for *every* target distribution Φ_q . This property is related to *universal adaptability* in the computer science literature on multi-group fairness (Kim et al., 2022b).

Ridge Boosting. We can also view $\hat{\beta}_{\text{aug}}$ as the output of a single iteration of a Ridge Boosting procedure, fit in the source population alone; see Bühlmann and Yu (2003); Park et al. (2009) for detailed discussion. A similar connection is made in Newey et al. (2004) in the context of twicing kernels.

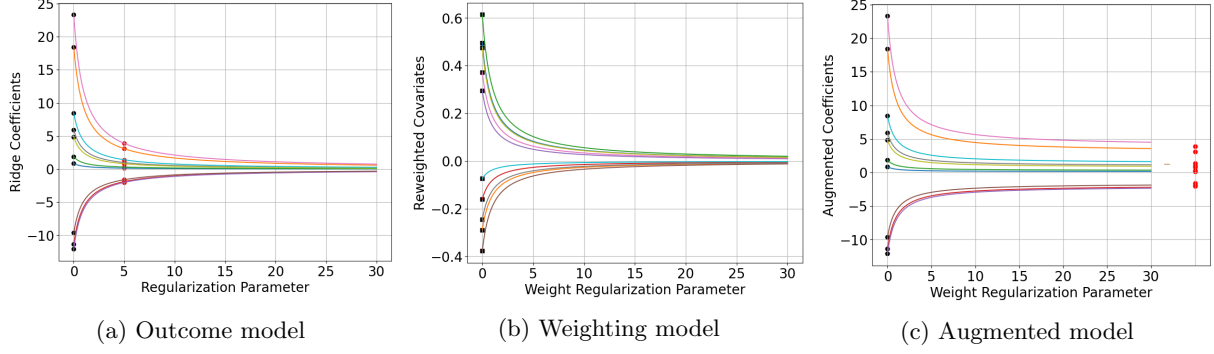


Figure 1: Regularization paths for “double ridge” augmented ℓ_2 balancing weights. Panel (a) shows the coefficients $\hat{\beta}_{\text{reg}}^\lambda$ of a ridge regression of Y_p on Φ_p with hyperparameter λ . The black dots on the left are the OLS coefficients, with $\lambda = 0$. The red dots at $\lambda = 5$ illustrate the coefficients at a plausible hyperparameter value, $\hat{\beta}_{\text{reg}}^5$. Panel (b) shows re-weighted covariates, $\hat{\Phi}_q^\delta$, for the ℓ_2 balancing weights problem with hyperparameter δ ; the black dots show exact balance, which corresponds to OLS. As δ increases, the weights converge to uniform weights and $\hat{\Phi}_q^\delta$ converges to $\bar{\Phi}_p$, which we have centered at zero. Panel (c) shows the augmented coefficients, $\hat{\beta}_{\text{aug}}$ as a function of the weight regularization parameter δ . The black dots on the left are the OLS coefficients. As $\delta \rightarrow \infty$, the coefficients converge to $\hat{\beta}_{\text{reg}}^5$. All three regularization paths have essentially identical qualitative behavior.

Proposition 4.2. Consider the following ridge regression problem on the residuals of $\hat{\beta}_{\text{reg}}^\lambda$ in the source distribution,

$$\hat{\beta}_{\text{boost}}^\delta := \operatorname{argmin}_{\beta \in \mathbb{R}^d} \left\{ \|(Y_p - \Phi_p \hat{\beta}_{\text{reg}}^\lambda) - \Phi_p \beta\|_2^2 + \delta \|\beta\|_2^2 \right\}.$$

Then,

$$\hat{\beta}_{\ell_2} = \hat{\beta}_{\text{reg}}^\lambda + \hat{\beta}_{\text{boost}}^\delta,$$

and

$$\|Y_p - \Phi_p \hat{\beta}_{\ell_2}\|_2^2 \leq \|Y_p - \Phi_p \hat{\beta}_{\text{reg}}^\lambda\|_2^2.$$

So for a fixed δ , the augmented ℓ_2 balancing estimator is equivalent to estimating a new outcome model $\hat{\beta}_{\ell_2}$ that *overfits* relative to $\hat{\beta}_{\text{reg}}^\lambda$ (in the sense of having smaller in-sample training error), and then applying that model to Φ_q . Indeed, a plug-in estimate using the coefficients $\hat{\beta}_{\ell_2}$ will be numerically equivalent to an augmented estimator for *any* target covariate profile Φ_q .¹²

4.2 Ridge regression outcome model

Proposition 4.1 holds for arbitrary linear outcome models $\hat{\beta}_{\text{reg}}^\lambda \in \mathbb{R}^d$; we now state the corresponding result for a “double ridge” estimator, where the base learner outcome model is itself fit by ridge regression. The key result is that the resulting augmented coefficients are *undersmoothed* relative to the base learner.

For this section, we will consider the following generalized ridge regression, sometimes known as “adaptive” ridge regression (Grandvalet, 1998). Let $\Lambda \in \mathbb{R}^{d \times d}$ be a diagonal matrix with j th diagonal entry $\lambda_j \geq 0$.

¹²The particular Φ_q may nonetheless impact the choice of δ in hyperparameter selection, e.g. via cross-validating imbalance, which in turn influences the degree of overfitting. See Section 7 for a statistical discussion.

Then the generalized ridge coefficients are:

$$\begin{aligned}\hat{\beta}_{\text{ridge}}^\Lambda &:= \underset{\beta \in \mathbb{R}^d}{\operatorname{argmin}} \|\Phi_p \beta - Y_p\|_2^2 + \beta^T \Lambda \beta \\ &= (\Phi_p^T \Phi_p + \Lambda)^{-1} \Phi_p^T Y_p.\end{aligned}$$

Standard ridge regression is the special case where the λ_j all take the same value and so $\Lambda = \lambda I$. As above, the generalized ridge coefficients can be rewritten as shrinking the OLS coefficients:

$$\hat{\beta}_{\text{ridge},j}^\Lambda = \left(\frac{\sigma_j^2}{\sigma_j^2 + \lambda_j} \right) \hat{\beta}_{\text{ols},j}. \quad (19)$$

We now demonstrate that the augmented ℓ_2 balancing weights estimator with base learner $\hat{\beta}_{\text{ridge}}^\Lambda$, is equivalent to a plug-in estimator using generalized ridge with *smaller* hyperparameters, $\hat{\beta}_{\text{ridge}}^\Gamma$, where Γ is a diagonal matrix with j th diagonal entry $\gamma_j \in [0, \lambda_j]$.

Proposition 4.3. *Let $\hat{\beta}_{\text{ridge}}^\Lambda$ denote the coefficients of a generalized ridge regression of Y_p on Φ_p with hyperparameters Λ , and let $\hat{w}_{\ell_2}^\delta$ denote ℓ_2 balancing weights with hyperparameter δ defined in Section 2.3. Define the diagonal matrix Γ with j th diagonal entry:*

$$\gamma_j := \frac{\delta \lambda_j}{\sigma_j^2 + \lambda_j + \delta} \leq \lambda_j.$$

Then:

$$\hat{\mathbb{E}}_q[\Phi_q \hat{\beta}_{\text{ridge}}^\Lambda] + \hat{\mathbb{E}}_p[\hat{w}_{\ell_2}^\delta (Y_p - \Phi_p \hat{\beta}_{\text{ridge}}^\Lambda)] = \hat{\mathbb{E}}_q[\Phi_q \hat{\beta}_{\text{ridge}}^\Gamma].$$

Furthermore, $\hat{\beta}_{\text{ridge}}^\Gamma$ are standard ridge regression coefficients (i.e. γ_j is a constant for all j) when $\lambda_j = \lambda$ and $\sigma_j = \sigma$ for all j .

The same result holds for kernel ridge regression; see Appendix B.4.

In this setting, augmenting with balancing weights is equivalent to undersmoothing the original outcome model fit. In particular, we can use the expansion in Equation (19) to see the undersmoothing in $\hat{\beta}_{\text{ridge}}^\Gamma$ explicitly:

$$\frac{\sigma_j^2}{\sigma_j^2 + \gamma_j} = \underbrace{\left(\frac{\sigma_j^2}{\sigma_j^2 + \lambda_j} \right)}_{\text{outcome model}} \underbrace{\left(\frac{\sigma_j^2 + \lambda_j + \delta}{\sigma_j^2 + \delta} \right)}_{\text{augmentation}},$$

where the first term is the shrinkage from the original generalized ridge model alone, and the second term is due to augmenting with ℓ_2 balancing weights. Importantly, the second term is in $[1, \frac{\sigma_j^2 + \lambda_j}{\sigma_j^2}]$ and therefore partially reverses the shrinkage of the original estimate. In Section 7, we connect this to undersmoothing in the statistical sense.

5 Augmented ℓ_∞ balancing weights

In this section, we study ℓ_∞ balancing weights estimators, which are widely used in the balancing weights literature (Zubizarreta, 2015; Athey et al., 2018) and in the AutoDML literature (Chernozhukov et al., 2022c), where the approach is referred to as the Minimum Distance Lasso estimator of the Riesz representer.

In the main text, we consider the special case where the covariance matrix $\Phi_p^T \Phi_p$ is diagonal; that is, $(\Phi_p^T \Phi_p) = \text{diag}(\sigma_1^2, \sigma_2^2, \dots, \sigma_d^2)$, with $\sigma_j^2 > 0$. Unlike with ℓ_2 balancing, this is no longer without loss of generality. In this special case, the balancing weights problem has a closed form, and we can show that

ℓ_∞ balancing is equivalent to applying a soft-thresholding operator to the feature shift from $\bar{\Phi}_p$ to $\bar{\Phi}_q$. The resulting augmented estimator can be written as applying coefficients $\hat{\beta}_{\text{aug}}$ to Φ_q as in Proposition 3.2. Importantly, however, the a_j^δ now depend on the target Φ_q , and so the estimator is not equivalent to fitting a straightforward regression estimator in the source distribution, as with ℓ_2 balancing. Instead, we show that the a_j^δ are sparse and always between 0 and 1. Thus, $\hat{\beta}_{\text{aug}}$ is a sparse, element-wise convex combination of the base learner coefficients and the OLS coefficients. When the outcome model is also fit via the lasso, we use the resulting representation to demonstrate a familiar “double selection” phenomenon (Belloni et al., 2014), where $\hat{\beta}_{\text{aug}}$ inherits the non-zero coefficients of both the base learner and the weighting model. This can be interpreted as an outcome model that is undersmoothed with respect to the ℓ_0 “norm”. However, since the augmented sparsity pattern depends on Φ_q , it cannot generally be achieved by changing the hyperparameter for lasso regression in the source distribution (as in traditional undersmoothing).

Finally, when $\Phi_p^T \Phi_p$ is not diagonal, the Lasso and ℓ_∞ balancing problems lack closed form solutions, and the results above do not hold. We discuss this general case in Appendix C.3.

5.1 Weighting alone

We begin by defining the soft-thresholding operator and showing that the ℓ_∞ balancing problem has a closed form solution.

Definition (Soft-thresholding operator). *For $t > 0$, define the soft-thresholding operator,*

$$\mathcal{T}_t(z) := \begin{cases} 0 & \text{if } |z| < t \\ z - t & \text{if } z > t \\ z + t & \text{if } z < -t \end{cases}.$$

Proposition 5.1 (ℓ_∞ Balancing). *If $\Phi_p^T \Phi_p$ is diagonal, the solution, $w_{\ell_\infty}^\delta$, to the ℓ_∞ optimization problem (11) is:*

$$\begin{aligned} \frac{1}{n} w_{\ell_\infty}^\delta &= \Phi_p (\Phi_p^T \Phi_p)^{-1} [\bar{\Phi}_p + \mathcal{T}_\delta(\bar{\Phi}_q - \bar{\Phi}_p)] \\ &= \Phi_p (\Phi_p^T \Phi_p)^{-1} [\bar{\Phi}_p + \mathcal{T}_\delta(\Delta)] \end{aligned}$$

where $\Delta = \bar{\Phi}_q - \bar{\Phi}_p$ ¹³ and with corresponding reweighted features, $\hat{\Phi}_q^\delta = \bar{\Phi}_p + \mathcal{T}_\delta(\bar{\Phi}_q - \bar{\Phi}_p)$.

For intuition, compare the (un-augmented) ℓ_∞ balancing weights estimator to the lasso coefficients (Hastie et al., 2009):

$$\begin{aligned} \hat{\mathbb{E}}_p[w_{\ell_\infty}^\delta \circ Y_p] &= \mathcal{T}_\delta(\bar{\Phi}_q)^T \hat{\beta}_{\text{ols}} \\ \hat{\mathbb{E}}_q[\Phi_q \hat{\beta}_{\text{lasso}}^\lambda] &= \bar{\Phi}_q^T \mathcal{T}_\lambda(\hat{\beta}_{\text{ols}}), \end{aligned}$$

where we simplify $\hat{\Phi}_q^\delta$ here to emphasize the connections between the methods. Whereas lasso performs soft-thresholding on the OLS coefficients (regularizing the outcome regression), ℓ_∞ balancing performs soft-thresholding on the implied covariate shift to the target features.

5.2 General linear outcome model

We can then plug the closed-form solution for the weights into Proposition 3.2.

¹³While we include $\bar{\Phi}_p$ here to emphasize the dependence on covariate shift, recall that we assume the features are centered, such that $\bar{\Phi}_p = 0$.

Proposition 5.2. Let $\hat{w}_{\ell_\infty}^\delta$ be defined as above. Then the augmented ℓ_∞ balancing weights estimator with outcome model fit $\hat{\beta}_{reg}^\lambda \in \mathbb{R}^d$ has the form,

$$\hat{\mathbb{E}}_q[\Phi_q \hat{\beta}_{reg}^\lambda] + \hat{\mathbb{E}}_p[\hat{w}_{\ell_\infty}^\delta (Y_p - \Phi_p \hat{\beta}_{reg}^\lambda)] = \hat{\mathbb{E}}_q[\Phi_q \hat{\beta}_{\ell_\infty}],$$

where the j th coefficient of $\hat{\beta}_{\ell_\infty}$ equals:

$$\hat{\beta}_{\ell_\infty, j} = \begin{cases} \hat{\beta}_{reg, j}^\lambda & \text{if } |\Delta_j| < \delta \\ \left| \frac{\delta}{\Delta_j} \right| \hat{\beta}_{reg, j}^\lambda + \left(1 - \left| \frac{\delta}{\Delta_j} \right| \right) \hat{\beta}_{ols, j} & \text{otherwise} \end{cases},$$

where $\Delta_j = \bar{\Phi}_{q, j} - \bar{\Phi}_{p, j}$.

The augmented coefficients $\hat{\beta}_{\ell_\infty}$ are an element-wise convex combination of $\hat{\beta}_{reg}^\lambda$ and $\hat{\beta}_{ols}$. For features where the mean feature shift Δ_j is small (relative to δ), $\hat{\beta}_{\ell_\infty}$ is equivalent to the base learner coefficient $\hat{\beta}_{reg}^\lambda$. The remaining coefficients are interpolated linearly toward the $\hat{\beta}_{ols}$ coefficients. Notice that while shifting the estimate toward the unpenalized regression coefficients is in the spirit of overfitting, the resulting $\hat{\beta}_{\ell_\infty}$ is not guaranteed to have training error guarantees for p because the interpolation depends on the target distribution Φ_q .

Figure 2 summarizes these results, and their implications for the augmented estimator. As with Figure 1, we generate simple simulated data with $d = 10$. In the left panel, we plot the coefficients from lasso regression of Y_p on Φ_p as a function of the lasso regularization parameter. The regularization path begins with the black dots, which represent the OLS coefficients. Each lasso coefficient (represented by a colored line) then shrinks linearly to exactly zero, due to the soft-thresholding operator. The middle panel plots the coefficients of the model for the Riesz representer for ℓ_∞ balancing weights between Φ_p and Φ_q solved in the constrained form. The black dots represent $\bar{\Phi}_q$, corresponding to exact balance. Then as the weight regularization parameter increases, the coefficients shrink linearly to exactly zero, just as in lasso. The right panel plots coefficients for the augmented estimator that combines a baseline outcome model fit $\hat{\beta}_{reg}^\lambda$ with ℓ_∞ balancing weights. The lines correspond to $\hat{\beta}_{\ell_\infty}$ as defined in Proposition 5.2. The regularization path begins at the black dots, where $\hat{\beta}_{\ell_\infty} = \hat{\beta}_{ols}$, and eventually converges to $\hat{\beta}_{reg}^\lambda$, showing the usual soft-thresholding behavior. The order at which the coefficients go to zero reflects the size of $\bar{\Phi}_q$, because the regularization path depends on the weight coefficients from the middle panel. Thus, the augmented estimator shrinks $\hat{\beta}_{ols}$ toward $\hat{\beta}_{reg}^\lambda$ but via a soft-thresholding operator applied to the feature shift, Δ_j .

5.3 Lasso outcome model

In the case where $\hat{\beta}_{reg}^\lambda$ is itself fit via lasso, as studied in Chernozhukov et al. (2022c), then we recover a familiar double selection phenomenon (Belloni et al., 2014).

Proposition 5.3 (Double Selection). Let $\hat{\beta}_{lasso}^\lambda$ denote the coefficients of lasso regression of Φ_p on Y_p with regularization parameter λ . Denote the indices of the non-zero coefficients as I_λ . Let $\hat{w}_{\ell_\infty}^\delta$ be ℓ_∞ balancing weights with parameter δ as in Proposition 5.1. Let I_δ denote the non-zero entries of the reweighted covariates $\hat{\Phi}_q$. Assume that $\hat{\beta}_{ols}$ is dense. Then the indices of the non-zero entries of the augmented coefficients $\hat{\beta}_{aug, \ell_\infty}$ are:

$$I_{aug} = I_\lambda \cup I_\delta.$$

The lasso coefficients have a sparsity pattern generated by soft-thresholding the OLS coefficients. The augmented estimator then shrinks from OLS toward $\hat{\beta}_{reg}^\lambda$ by soft-thresholding the implied covariate shift to the target features. As a result, wherever the lasso covariates are non-zero *or* the weight coefficients are non-zero, the final augmented coefficients are non-zero. The “included covariates” for the final estimator are the union of the covariates included in either individual model. Therefore, augmenting a lasso outcome

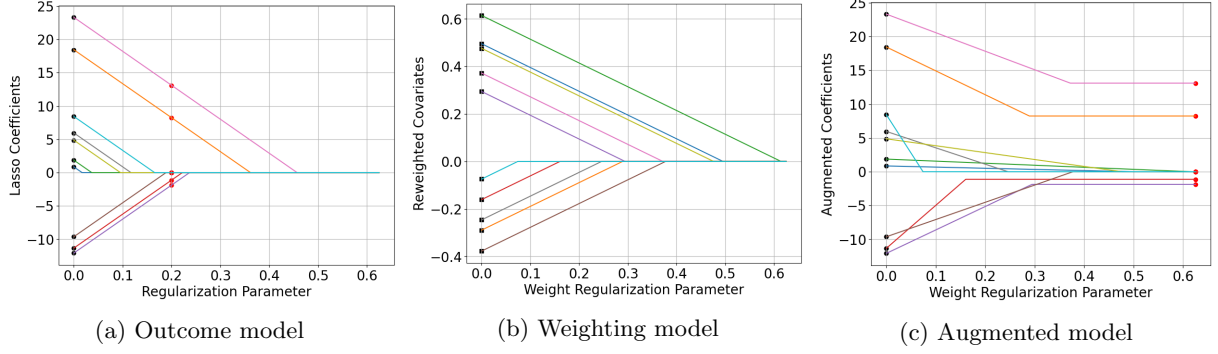


Figure 2: Regularization paths for “double lasso” augmented ℓ_∞ balancing weights. Panel (a) shows the coefficients $\hat{\beta}_{\text{reg}}^\lambda$ of a lasso regression of Y_p on Φ_p with hyperparameter λ . The black dots on the left are the OLS coefficients, with $\lambda = 0$. The red dots at $\lambda = 0.2$ illustrate the coefficients at a plausible hyperparameter value, $\hat{\beta}_{\text{reg}}^{0.2}$. Panel (b) shows re-weighted covariates, $\hat{\Phi}_q^\delta$, for the ℓ_∞ balancing weights problem with hyperparameter δ ; the black dots show exact balance, which corresponds to OLS. As δ increases, the weights converge to uniform weights and $\hat{\Phi}_q^\delta$ converges to $\bar{\Phi}_p$, which we have centered at zero. Panel (c) shows the augmented coefficients, $\hat{\beta}_{\ell_\infty}$ as a function of the weight regularization parameter δ . The black dots on the left are the OLS coefficients. As $\delta \rightarrow \infty$, the coefficients converge to $\hat{\beta}_{\text{reg}}^{0.2}$. All three regularization paths show the typical lasso “soft thresholding” behavior. The regularization path for the augmented estimator also shows “double selection” behavior.

model with ℓ_∞ balancing also exhibits a form of undersmoothing in the ℓ_0 “norm”, $\|\hat{\beta}_{\text{aug}, \ell_\infty}\|_0$, in the sense that there are always at least as many non-zero coefficients as for the unaugmented lasso outcome model. However, this will not correspond to undersmoothing the base learner in the traditional sense, because in general there will not exist a lasso hyperparameter λ that will produce sparsity pattern I_{aug} .

6 Numerical illustrations

We now illustrate these findings in several example data sets. Following Chernozhukov et al. (2022c), we focus on two versions of the canonical LaLonde (1986) data set evaluating a job training program in the National Supported Work (NSW) Demonstration (see Dehejia and Wahba, 1999; Farrell, 2015): (1) a “short” set of 11 covariates;¹⁴ and (2) an expanded set of 171 features used in Farrell (2015). The primary outcome of interest is annual earnings in 1978 dollars. For these illustrations, we let p be the population of control units and q be the population of treated units; thus, we are targeting the Average Treatment Effect of the Treated (ATT) under appropriate assumptions. Finally, to simplify exposition, for the expanded feature set, we first run a pre-processing step using the eigenvectors of $\Phi_p^T \Phi_p$ to decorrelate the features; as we discuss above, this is without loss of generality for ℓ_2 balancing but not for ℓ_∞ balancing.

For the “short” feature set, we show that off-the-shelf augmented balancing weight estimators indeed collapse to simple OLS: for both ridge-augmented ℓ_2 balancing and lasso-augmented ℓ_∞ balancing, choosing the optimal hyperparameters via cross-validation leads to estimators that are equivalent to OLS. For the expanded feature set, these estimators no longer collapse to OLS. Instead, we show how these estimators undersmooth in practice. For the special case of double ridge, we show that this is equivalent to undersmoothing the hyperparameter in a single ridge regression. We assess the sensitivity of these numerical results to cross-fitting

¹⁴These are: age, years of education, Black indicator, Hispanic indicator, married indicator, 1974 earnings, 1975 earnings, age squared, years of education squared, 1974 earnings squared, and 1975 earnings squared. Chernozhukov et al. (2022c) also consider estimating the overall Average Treatment Effect (ATE), rather than the ATT, by using a dictionary that interacts these features with the treatment indicator.

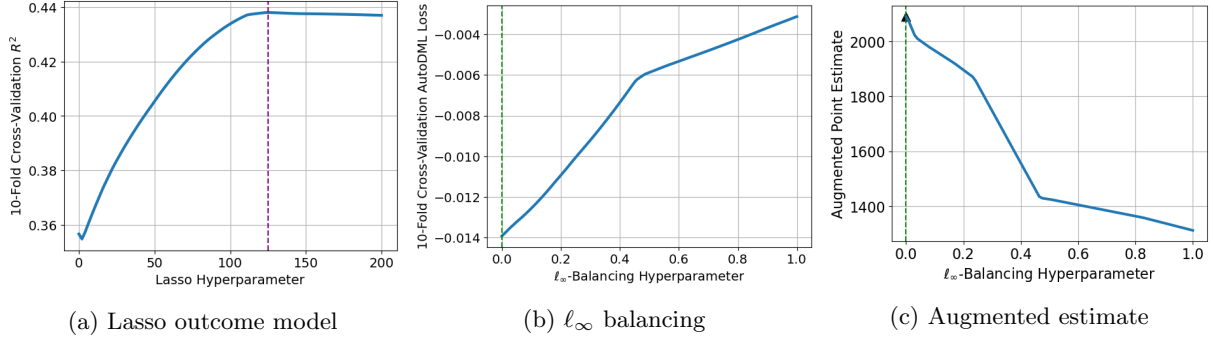


Figure 3: Lasso-augmented ℓ_∞ balancing weights (“double lasso”) for [LaLonde \(1986\)](#) with the original 11 covariates. Panel (a) shows the 10-fold cross-validated R^2 for the Lasso-penalized regression of Y_p on Φ_p among control units across the hyperparameter λ ; the purple dotted line shows the CV-optimal value. Panel (b) shows the 10-fold cross-validated AutoDML loss (8) for ℓ_∞ balancing weights across the hyperparameter δ ; the green dotted line shows the CV-optimal value, which is $\delta = 0$ or exact balance. Panel (c) shows the point estimate for the augmented estimator across the weighting hyperparameter δ ; the black triangle corresponds to the OLS point estimate, which is also the CV-optimal value based on cross-validating the AutoDML loss.

in Appendix E.2. See Appendix E for dataset summaries and corroborating results from the Infant Health Development Program (IHDP).

6.1 Low-dimensional setting

We begin by applying lasso-augmented ℓ_∞ balancing weights (“double lasso”) to the version of the [LaLonde \(1986\)](#) data set with 11 features. The key takeaway is that the resulting estimate collapses to a simple OLS regression, even though the base learner lasso outcome model is heavily regularized. This finding repeats in a variety of low-dimensional settings. Additional results in Appendix E.3 show the same pattern on Lalonde with ℓ_2 balancing weights, as well as in a re-analysis of the “low-dimensional” IHDP data set with both ℓ_∞ and ℓ_2 augmented balancing weights.

Figures 3a and 3b show the cross-validation curves for the outcome and weighting models, respectively. For the outcome model, ten-fold cross-validation chooses a non-zero value for the lasso hyperparameter (purple dotted line) resulting in a sparse model. For the weighting model, however, cross-validation on the automatic form loss function (8) selects the hyperparameter $\delta = 0$, which is equivalent to exact balance.

Figure 3c shows the point estimate as a function of the weighting hyperparameter δ , holding the outcome model hyperparameter λ fixed; the black triangle represents the OLS plug-in point estimate. For context, the corresponding experimental estimate is \$1,794 (see [Dehejia and Wahba, 1999](#)). Because cross-validation chooses $\delta = 0$, the weights achieve exact balance, and $\hat{\beta}_{\text{aug}} = \hat{\beta}_{\text{ols}}$. In short, because the bias-variance trade-off for the weights prefers exact balance, the entire estimator collapses to the simple OLS plug-in estimate, *even though* our base learner is a highly regularized sparse model.

Some augmented balancing weights procedures, including [Chernozhukov et al. \(2018\)](#), additionally implement sample splitting and crossfitting. We repeat the numerical experiments in the low-dimensional setting with 5-fold crossfitting and find that *on average* (over draws of folds) the estimate is essentially identical to the OLS plug-in estimate, but the distribution is skewed and displays substantial variation. See Appendix E.2 for a summary of the results.

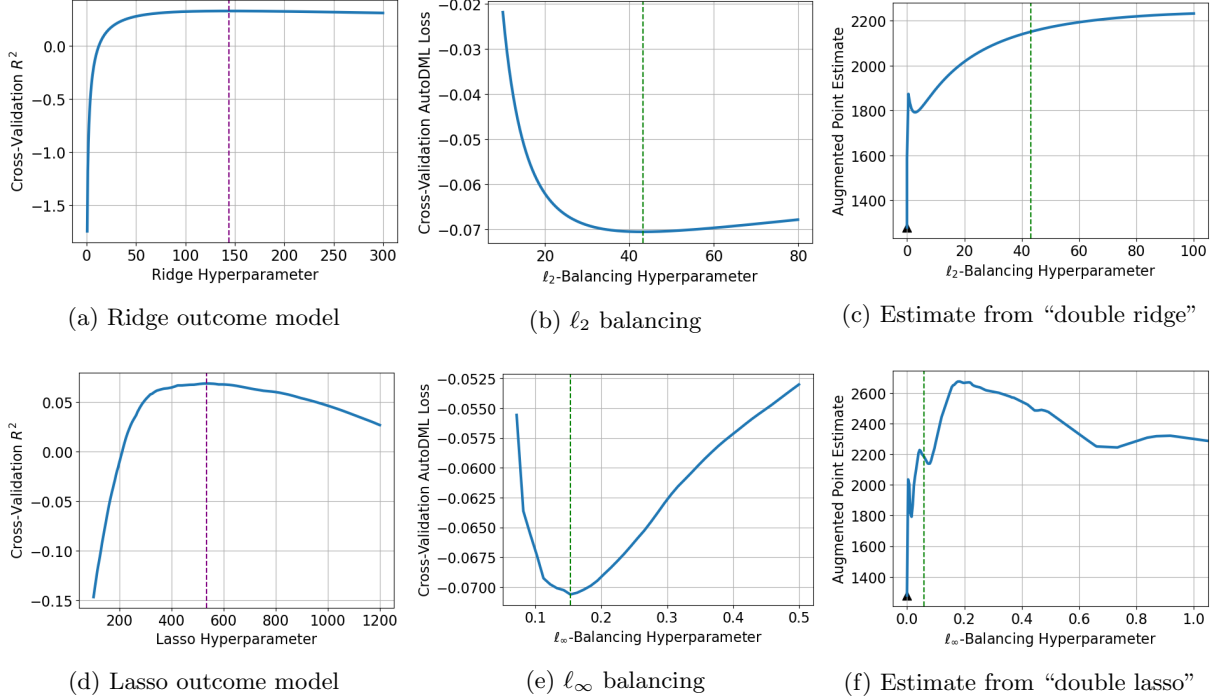


Figure 4: Augmented balancing weights estimates for the LaLonde (1986) data set with the expanded set of 171 features used in Farrell (2015); the top row shows ridge-augmented ℓ_2 balancing, and the bottom row shows lasso-augmented ℓ_∞ balancing. Panels (a) and (d) show the 3-fold cross-validated R^2 for the ridge- and lasso-penalized regression of Y_p on Φ_p among control units across the hyperparameter λ ; the purple dotted lines show the CV-optimal value for each. Panel (b) and (e) show the 3-fold cross-validated AutoDML loss (8) for ℓ_2 and ℓ_∞ balancing weights across the hyperparameter δ ; the green dotted lines show the CV-optimal value for each. Panels (c) and (f) show the point estimates for the augmented estimators across the weighting hyperparameter δ ; the black triangles correspond to the OLS point estimate, and the green dotted lines show the CV-optimal value of δ for each.

6.2 High-dimensional setting

We next consider the expanded set of 171 features for LaLonde (1986) used in Farrell (2015). Again, we consider a version where the features have been decorrelated using the eigenvectors of $\Phi_p^T \Phi_p$; this is without loss of generality for ℓ_2 balancing but not for ℓ_∞ balancing.

Figure 4 shows estimates for ridge-augmented ℓ_2 balancing (top row) and lasso-augmented ℓ_∞ balancing (bottom row). The left two panels of each row show the cross-validation curves for the outcome regression and balancing weights, respectively. Unlike in the low-dimensional setting, the CV-optimal hyperparameter is non-zero for all of these models. As a result, the final augmented estimates shown on the right — where the dotted green lines and blue lines intersect in Figure 4c and Figure 4f — are not equivalent to OLS.

6.2.1 Undersmoothing for double ridge

For the special case of double ridge, we now illustrate our result from Proposition 4.3 that ℓ_2 balancing weights produce a new outcome model that is *undersmoothed* relative to the original ridge regression model. Recall that when the base learner is a generalized ridge model with parameters λ_j , then the augmented estimator is equivalent to plugging in a generalized ridge models with parameters $\gamma_j \leq \lambda_j$. In this example, the λ_j are all equal to the same value (chosen via cross-validation), indicated by the purple dotted line in

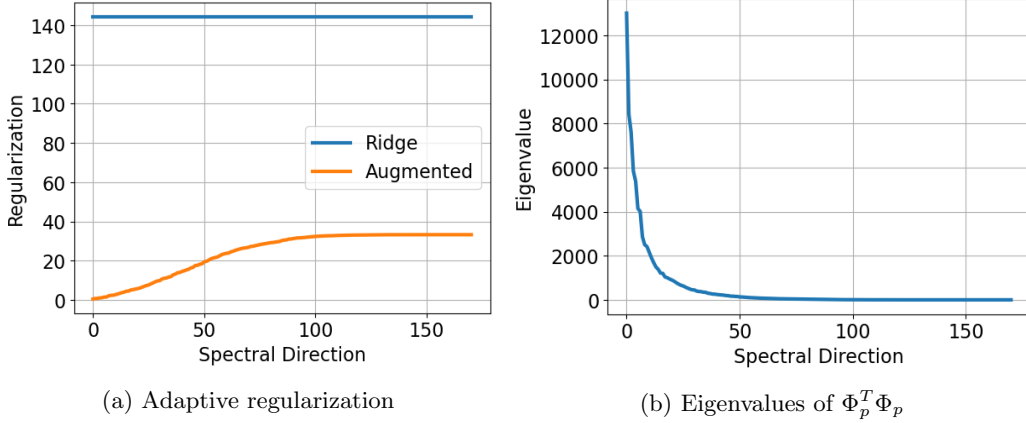


Figure 5: Single and double ridge regression applied to the “high-dimensional” version of the [LaLonde \(1986\)](#) data set. Panel (a) shows λ_j , the single ridge hyperparameter, and γ_j , the implied double ridge hyperparameter, as functions of the spectral direction j . Panel (b) shows the corresponding eigenvalues.

Figure 4a. We compute the corresponding γ_j for δ chosen by cross-validation, indicated by the green dotted line in Figure 4b.

Figure 5a plots the λ_j and γ_j , with j on the x -axis sorted in the order of the eigenvalues of $\Phi_p^T \Phi_p$ from largest to smallest. Figure 5b plots the corresponding eigenvalues. For standard ridge regression, the key idea is to push the eigenvalues of $\Phi_p^T \Phi_p$ away from zero so that the resulting matrix $\Phi_p^T \Phi_p + \lambda I$ is invertible and well-conditioned. Thus, the original ridge regression applies the same amount of regularization across the spectrum, as shown by the blue line in Figure 5a. By contrast, the implied outcome model from the augmented procedure uses far less regularization and is substantially undersmoothed. Importantly, the augmented estimator undersmooths more where the eigenvalues of $\Phi_p^T \Phi_p$ are large and undersmooths less where the eigenvalues of $\Phi_p^T \Phi_p$ are close to zero. The augmented estimator therefore avoids bias by only regularizing the spectral directions that are the most significant sources of variance — and even these to a much smaller degree than is optimal for MSE predictions.

6.2.2 Undersmoothing in norm

For the special case with diagonal covariates, both double ridge and double lasso undersmooth in a particular norm of $\|\beta_{\text{aug}}\|$, relative to the unaugmented outcome model, as shown in Figure 6. In particular, Figures 6a and 6c show the ℓ_2 norm and the number of included covariates (the ℓ_0 “norm”) for the ridge and lasso outcome regression models, respectively, as a function of the outcome hyperparameter λ . The purple dotted lines show the values of λ chosen via cross validation, and the corresponding values of the ℓ_2 and ℓ_0 norms. Figures 6b and 6d show the corresponding norm for the unaugmented and balancing weights estimators, “double ridge” and “double lasso,” respectively. For both, the norms for the augmented estimators are always at least as large as the norms for the outcome model alone. While the patterns are qualitatively the same, the behavior for ℓ_∞ balancing does not correspond to traditional undersmoothing, since the union of non-zero coefficients of the outcome and weighting models *cannot* generally be recovered by changing the hyperparameter of the lasso outcome model.

7 Asymptotic results for kernel ridge regression

Our numeric results above suggests a way to understand augmented balancing weights through the lens of undersmoothing — and vice versa. In particular, we show that ridge-augmented ℓ_2 balancing is numerically equivalent to a single, undersmoothed (generalized) ridge regression outcome model, and that this equivalence

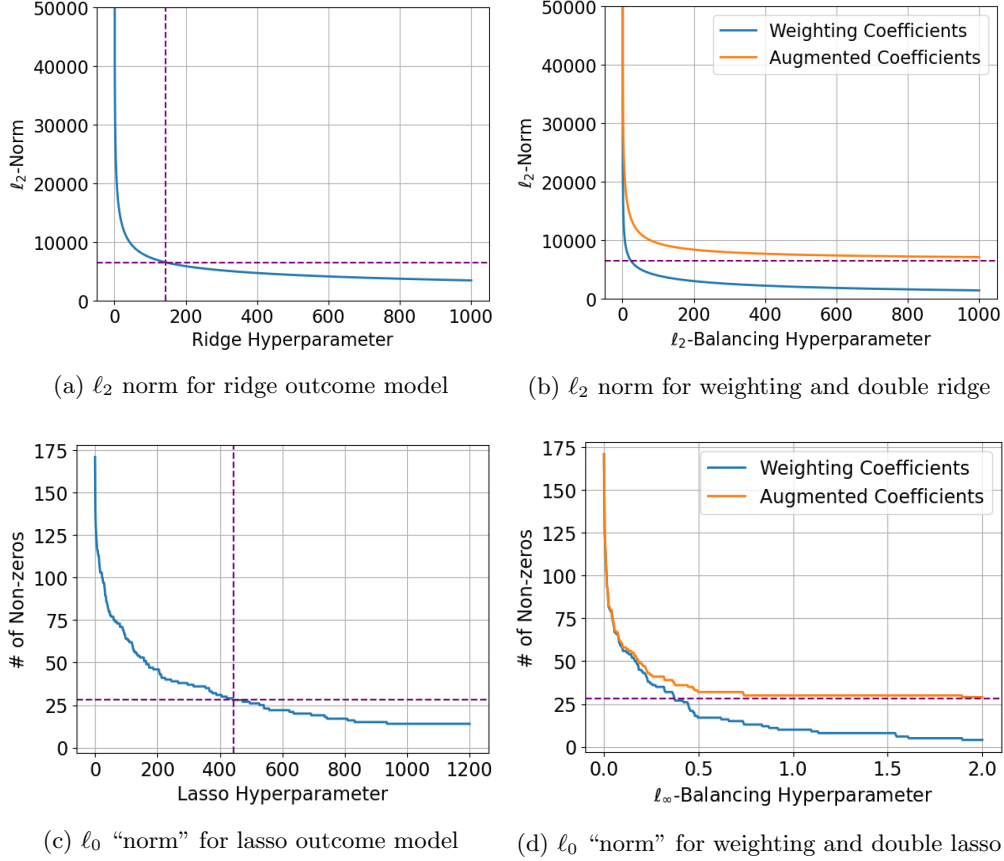


Figure 6: Undersmoothing in norms for augmented balancing weights applied to the “high dimensional” version of the [LaLonde \(1986\)](#) data set. Panels (a) and (c) show the ℓ_2 norm and the number of non-zero covariates (the ℓ_0 “norm”) for the ridge and lasso regression, respectively, of Y_p on Φ_p among control units. Panels (b) and (d) show the ℓ_2 and number of non-zero covariates for the corresponding unaugmented and augmented balancing weights estimators. The dotted purple line is the outcome model hyperparameter chosen via cross validation. The norms for the augmented estimators are always at least as large as for the outcome model alone.

holds for kernel ridge regression. We now show that these numerical results extend to undersmoothing in the statistical sense as well. We focus here on the specific case of kernel ridge regression, and discuss undersmoothing more generally in Section 9.

The statistical challenge is that off-the-shelf kernel ridge regression leads to non-negligible regularization bias for our target estimand: choosing the hyperparameter that minimizes the predictive MSE does not drive the bias to zero sufficiently fast asymptotically. There are two broad approaches to correct for this and obtain \sqrt{n} -consistent and semiparametric efficient estimators. The first approach is via a doubly robust formulation, like the augmented balancing weights framework we consider here, where the weighting model corrects for the regularization bias in the outcome model. For instance, [Wong and Chan \(2018\)](#) prove efficiency of augmented kernel balancing weights with a kernel-based outcome model. Most relevant to the current work, [Singh \(2021\)](#) show that an augmented balancing weights estimator that uses kernel ridge regression for both the outcome and weighting models is semiparametrically efficient.

The second approach instead analyzes a *single* kernel ridge regression with undersmoothing — choosing a smaller regularization parameter than is prediction optimal in order to drive down regularization bias.

This literature has demonstrated that a single-step (unaugmented) kernel ridge regression estimator can also achieve efficiency with careful selection of the regularization schedule (Hirshberg et al., 2019; Mou et al., 2023).

Our Proposition 4.3 demonstrates that the augmented balancing weights estimator in the RKHS setting with “double kernel ridge regression” is numerically equivalent to a single-stage undersmoothed kernel ridge estimator. To relate the existing statistical analyses, we will begin with the RKHS framework in Caponnetto and De Vito (2007) and derive the implied undersmoothed kernel ridge hyperparameter of the corresponding augmented estimator from Singh (2021). We find that the implied hyperparameter can go to zero either faster or slower than the standard rate of n^{-1} studied in the undersmoothing literature, depending on the effective dimension and smoothness of the outcome model in the RKHS.

7.1 The statistical setting

To move from numerical results to statistical results, we must place some constraints on the data generating process. Our setup for the RKHS follows Singh (2021). First assume that the covariate space \mathcal{X} is Polish and that we have overlap between p and q in the sense that the χ^2 divergence of q from p is bounded. Let \mathcal{H} be an RKHS with corresponding kernel k satisfying standard regularity conditions (Singh (2021) Assumption 5.2) and let η_j, φ_j denote the eigenvalues and eigenfunctions respectively of its kernel integral operator under p .

Next, assume that the eigenvalues satisfy the decay condition $\eta_j \leq Cj^{-b}$ for some $b > 1$ and a constant C . The parameter b encodes information on the effective dimension of \mathcal{H} . For a bounded kernel, $b > 1$ (Fischer and Steinwart, 2020): the case where $b = \infty$ corresponds to a finite-dimensional RKHS; for the case with $1 < b < \infty$, the η_j must decay at a polynomial rate.

Finally, we then assume that for some $c \in [1, 2]$, the outcome function $\mathbb{E}_p[Y|\cdot]$ belongs to the set:

$$\mathcal{H}^c := \left\{ f = \sum_{j=1}^{\infty} a_j \varphi_j : \sum_{j=1}^{\infty} \frac{a_j^2}{\eta_j^c} < \infty \right\} \subset \mathcal{H}, \quad (20)$$

where c encodes additional *smoothness* of the conditional expectation. If $c = 1$, then by the spectral decomposition of the RKHS, Equation (20) is equivalent to requiring $\mathbb{E}[Y|\cdot] \in \mathcal{H}$; choosing larger values of c corresponds to $\mathbb{E}[Y|\cdot]$ being a smoother element of \mathcal{H} , with a “saturation effect” kicking in for $c > 2$ (Bauer et al., 2007). Varying b (the effective dimension of the RKHS) and c (the additional smoothness of the outcome function) changes the optimal rates for regression, with larger values of both corresponding to faster rates of convergence.

Under these conditions, Singh (2021) argues that an augmented estimator combining ℓ_2 balancing weights and a kernel ridge regression base learner is asymptotically normal.¹⁵ Furthermore, it follows e.g. from Chernozhukov et al. (2022d, Theorem 4.2) that the asymptotic variance achieves the semiparametric efficiency bound (in the sense outlined in Section 4.4 of that paper). Now we will demonstrate a setting where this estimator is equivalent to a single undersmoothed kernel ridge regression.

7.2 Implied undersmoothing for kernel ridge regression

Under the conditions outlined above, assume that we observe n iid samples of (x_i, y_i) from p . Define $K \in \mathbb{R}^{n \times n}$ to be the kernel matrix with i, j -th entry $K_{ij} = k(x_i, x_j)$. Let σ_j^2 denote the eigenvalues of K and assume that $\sigma_j^2 = \sigma^2$, a constant for all j .¹⁶ The kernel ridge regression outcome model with parameter

¹⁵See Sections 4 and 5 of Singh (2021) for discussion; Theorem 4.1. gives a statement and Section 5 gives necessary conditions for using kernel estimates.

¹⁶In the finite-dimensional case, we can immediately extend Proposition 7.1 to varying σ_j — the resulting regularization parameter would vary for each dimension, but each with identical asymptotic rate as a function of n . This extension is more complicated in the infinite-dimensional case. We leave a thorough investigation to future work.

λ has coefficients:

$$\hat{\alpha}_{\text{ridge}}^\lambda = (K + \lambda I)^{-1}y.$$

Applying Proposition 4.3, the augmented estimator with hyperparameter δ is equivalent to a plug-in estimate with a new kernel ridge model:

$$\hat{\alpha}_{\text{aug}} = (K + \gamma I)^{-1}y,$$

with hyperparameter

$$\gamma = \frac{\lambda\delta}{\sigma^2 + \lambda + \delta}.$$

Following Caponnetto and De Vito (2007), Theorems 5.1 and 5.2 of Singh (2021) use the following hyperparameter schedules for λ and δ , which depend on the effective dimension b and smoothness c :

$$\lambda_n = \delta_n = \begin{cases} n^{-1/2} & \text{if } b = \infty \\ n^{-\frac{b}{bc+1}} & \text{if } b \in (1, \infty), \quad c \in (1, 2], \\ (n/\log(n))^{-b/(b+1)} & \text{if } b \in (1, \infty), \quad c = 1 \end{cases},$$

Note that the optimal hyperparameter choice in the RKHS setting is the same for both outcome and weighting nuisance functions because $\mathbb{E}[Y|\cdot] \in \mathcal{H}^c$ implies that the minimal Riesz representer belongs to \mathcal{H}^c .¹⁷ For two functions of n , f_n and g_n , let $f_n \asymp g_n$ denote that $f_n = O(g_n)$ and $g_n = O(f_n)$. We can compute the implied augmented hyperparameter γ (for large n) using the following proposition.

Proposition 7.1. *Let $\lambda_n > 0$ be any monotonically decreasing function of n and let $\delta_n = \lambda_n$. Then:*

$$\gamma_n := \frac{\lambda_n \delta_n}{\sigma^2 + \lambda_n + \delta_n} \asymp \lambda_n^2.$$

To see the connection between double kernel ridge regression and undersmoothing, first consider the standard ridge regression case, which corresponds to the finite-dimensional setting with $b = \infty$. Here, we choose hyperparameter $\lambda_n = \delta_n = n^{-1/2}$ to control the prediction error for both the outcome and weighting models. The augmented estimator is then equivalent to a single ridge regression with hyperparameter $\gamma_n \asymp n^{-1}$. Hence, this will always undersmooth relative to the MSE-optimal hyperparameter for a single ridge regression.

This rate matches the one typically used in undersmoothed kernel ridge regression analyses. For example, both Hirshberg et al. (2019) and Mou et al. (2023) demonstrate that, in a similar statistical setting, plug-in estimators of linear functionals using kernel ridge regression with a hyperparameter schedule of $\lambda_n \asymp n^{-1}$ can be semiparametrically efficient.

The optimal undersmoothing analysis from Hirshberg et al. (2019) and Mou et al. (2023) also extends to the infinite-dimensional setting ($b < \infty$). By contrast, we find that the undersmoothed hyperparameter implied by the augmented procedure can take on a range of asymptotic rates, both faster and slower than n^{-1} , in this infinite-dimensional setting. The implied augmented hyperparameter is of order λ_n^2 and the MSE-optimal hyperparameter schedules for the base learner, λ_n , can be faster or slower than $n^{-1/2}$ depending on the effective dimension b and smoothness c of the RKHS.

For example, when $c > 1$, the optimal rate for λ_n is $n^{-\frac{b}{bc+1}}$; the implied hyperparameter is then order $n^{-2b/bc+1} \in (n^{-2}, n^{-2/3})$ for $c \in (1, 2]$ and $b \in (1, \infty)$. Whether or not this smooths more than n^{-1} therefore depends on the relationship between the effective dimension b and the smoothness c . In particular, the implied hyperparameter goes to zero at a slower rate than n^{-1} whenever $c \geq 2 - \frac{1}{b}$. In this sense, Proposition 7.1 generalizes the standard undersmoothing arguments, which typically shift the regularization schedule from $n^{-1/2}$ to n^{-1} . It is unclear whether the rates we find here are the only undersmoothed rates that will yield efficiency for fixed b and c ; we leave a thorough investigation to future work.

¹⁷See Proposition 2.3 of Singh (2021) and Lemma S3.1 and Theorem 4.2 of Chernozhukov et al. (2022d) for more discussion.

The results thus far are inherently theoretical, as they depend on unknown properties of the underlying RKHS and outcome function. Thus, we view this more as an aid to understanding rather than giving practical guidance. However, one simple heuristic suggested by Proposition 7.1 is to choose λ_n by standard cross-validation and then use a single-stage kernel ridge regression estimator with hyperparameter λ_n^2 (as long as the cross-validated λ_n is smaller than 1). This assumes that the cross-validated λ_n is rate-optimal and we leave an empirical investigation of practical performance to future work. Finally, we note that these results are unique to ℓ_2 balancing and, especially, do not appear to hold for ℓ_∞ balancing weights.

8 Extensions

Our results thus far focus on using augmented linear balancing weights to estimate the missing mean. We now discuss two key extensions. We first show that our numeric results immediately extend to general linear functionals via the Riesz representer. We then show that constraining the weights to be non-negative is equivalent to a form of sample trimming.

8.1 General linear functionals

The results above apply to the target estimand $\mathbb{E}_q[Y]$ and to the setting with two populations, p and q . However, the numerical results generalize to other linear functionals and arbitrary sets of populations as in Chernozhukov et al. (2018); Hirshberg and Wager (2021). Let \mathcal{T} be some arbitrary set indexing populations and let T be a random variable ranging over \mathcal{T} . Assume that we observe tuples (T, X, Y) from a training distribution p and define $\mu(t, x) := \mathbb{E}_p[Y|T = t, X = x]$.¹⁸ Let our estimand be $\mathbb{E}_p[m(T, X, \mu)]$ where m is a (real-valued) mean-squared continuous linear functional of μ .¹⁹

Following Chernozhukov et al. (2022c), there exists a function $\alpha(T, X)$ called the Riesz representer such that:

$$\mathbb{E}_p[m(T, X, \mu)] = \mathbb{E}_p[\alpha(T, X)\mu(T, X)] = \mathbb{E}_p[\alpha(T, X)Y]. \quad (21)$$

We can generalize our results from the rest of the paper to work for any $m(\mu, t, x)$ and any conditional expectation $\mu(t, x)$. To do so, first define the finite signed measure q such that $dq(t, x)/dp(t, x) = \alpha(t, x)$. Such a finite signed measure is guaranteed to exist because for any mean-squared continuous m , $\mathbb{E}_p[\alpha(T, X)^2] \leq \infty$.²⁰

Given the new definition of q , $\text{Imbalance}_{\mathcal{F}}(w)$ can be written:

$$\begin{aligned} \text{Imbalance}_{\mathcal{F}}(w) &:= \sup_{f \in \mathcal{F}} \left\{ \mathbb{E}_p[w(T, X)f(T, X)] - \mathbb{E}_q[f(T, X)] \right\} \\ &= \sup_{f \in \mathcal{F}} \left\{ \mathbb{E}_p[w(T, X)f(T, X)] - \mathbb{E}_p[\alpha(T, X)f(T, X)] \right\} \\ &= \sup_{f \in \mathcal{F}} \left\{ \mathbb{E}_p[w(T, X)f(T, X)] - \mathbb{E}_p[m(T, X, f)] \right\}. \end{aligned}$$

So then, perhaps surprisingly, we can consider complicated sets of populations \mathcal{T} and various linear functionals, but always reduce the problem to a balancing weights problem between two finite signed measures p and q . If both $f \in \mathcal{F}$ and $m(t, x, f)$ are linear, then *all* of our numerical results above go through exactly, including the combination with $\hat{\beta}_{\text{ols}}$ implemented by the augmented estimator.

¹⁸Note that for estimation in this setting to have a causal interpretation, we would need to define potential outcomes $Y(t)$ for $t \in \mathcal{T}$ and a corresponding ignorability assumption that $\mathbb{E}_p[Y(t)|T, X]$ are equal for all t . But this additional setup is not necessary for any of the statements in this section.

¹⁹While we consider real-valued linear functionals, see the discussion in Singh et al. (2020); Wang et al. (2022) for estimands that are function-valued linear functionals. Their presentation combines nicely with our approach and an extension to this more complicated setting is a promising avenue for future work.

²⁰Here q is now a finite signed measure and *not* necessarily a probability measure. However, the corresponding balancing weights still exist for finite signed measures q ; see Bruns-Smith and Feller (2022).

An important difference in this more general setting is that the basis for p and q will not generally be the same. Define $\phi : \mathcal{T} \times \mathcal{X} \rightarrow \mathbb{R}^d$ and let $\phi_i : \mathcal{T} \times \mathcal{X} \rightarrow \mathbb{R}$ denote the mapping for the i th feature. Let \mathcal{F} be linear functions in the features $\phi(X)$. Then for any $f = \phi(t, x)^T \beta \in \mathcal{F}$:

$$\begin{aligned}\mathbb{E}_p[m(T, X, f)] &= \mathbb{E}_p[f(T, X)\alpha(T, X)] \\ &= \mathbb{E}_p[\beta^T \phi(T, X)\alpha(T, X)] \\ &= \beta^T \mathbb{E}_p[\phi(T, X)\alpha(T, X)] \\ &= \mathbb{E}_p[\beta^T m(T, X, \phi)],\end{aligned}$$

where $\mathbb{E}_p[m(T, X, \phi)]$ is short-hand for the vector with i th entry $\mathbb{E}_p[m(T, X, \phi_i)]$. So in expectation, if f is linear in parameters of length d then it is sufficient to represent $m(T, X, f)$ as linear in parameters of length d but in a transformed basis, $m(T, X, \phi)$. Thus if X_p, T_p are n i.i.d. samples from p , then $\Phi_p = \phi(T_p, X_p)$ whereas $\Phi_q = m(T_p, X_p, \phi)$. However, once we have defined these quantities Φ_p and Φ_q then we have successfully reduced the general linear functional setting to the binary setting of the rest of the text, and all of our numerical results go through without alteration.

8.1.1 The Average derivative effect

We provide an illustrative example for the average derivative effect. In this setting $T \in \mathbb{R}$ denotes some continuous treatment and

$$m(t, x, \mu) := \frac{\partial \mu}{\partial t}(t, x).$$

Assume that \mathcal{F} are linear functions in a basis $\phi(t, x) \in \mathbb{R}^d$ with coefficients that lie within a $\|\cdot\|$ norm ball with dual norm $\|\cdot\|_*$. Then we take inspiration from [Klosin \(2021\)](#); [Klosin and Vilgalys \(2022\)](#) and use the fact that for any $f(x, t) = \phi(t, x)^T \beta$:

$$m(t, x, \phi) = \frac{\partial \phi}{\partial t}(t, x),$$

and therefore, from the discussion above, $\mathbb{E}_p[m(T, X, f)] = \mathbb{E}_p[m(T, X, \phi)^T \beta]$. Furthermore, assume that the features ϕ satisfy conditions such that the resulting linear functional is mean-squared continuous, e.g. their partial derivatives with respect to t do not blow up. See Assumption 6 of [Klosin and Vilgalys \(2022\)](#) for one such set of primitive conditions, and see [Chernozhukov et al. \(2023\)](#) for more details.

Let X_p, T_p, Y_p be n i.i.d. samples from p . Define $\Phi_p = \phi(T_p, X_p) \in \mathbb{R}^{n \times d}$ and $\Phi_q = \frac{\partial \phi}{\partial t}(T_p, X_p) \in \mathbb{R}^{n \times d}$. Then:

$$\text{Imbalance}_{\mathcal{F}}(w) = \|w\Phi_p - \bar{\Phi}_q\|_*$$

and the rest of our numerical results apply exactly. For example, let $\hat{w}_{\mathcal{F}}^\delta$ be weights with hyperparameter δ that solve the balancing weights problem between Φ_p and $\bar{\Phi}_q$, exactly as in Section 2.3. Define $\hat{\Phi}_q^\delta := \hat{w}_{\mathcal{F}}^\delta \Phi_q$. Then Proposition 3.1 gives us:

$$\hat{\mathbb{E}}_p[\hat{w}_{\mathcal{F}}^\delta \circ Y_p] = \hat{\Phi}_q^\delta \hat{\beta}_{\text{ols}}.$$

Likewise, consider a regularized outcome regression of Y_p on Φ_p , $\hat{\beta}_{\text{reg}}^\lambda$. Then applying Proposition 3.2, the augmented estimator equals (expanding the definitions of Φ_p and Φ_q for clarity)

$$\begin{aligned}\hat{\mathbb{E}}_p\left[\frac{\partial \phi}{\partial t}(T_p, X_p)\hat{\beta}_{\text{reg}}^\lambda\right] + \hat{\mathbb{E}}_p\left[\hat{w}_{\mathcal{F}}^\delta(Y_p - \phi(T_p, X_p)\hat{\beta}_{\text{reg}}^\lambda)\right] &= \hat{\mathbb{E}}_p\left[\frac{\partial \phi}{\partial t}(T_p, X_p)\hat{\beta}_{\text{aug}}\right], \\ \hat{\beta}_{\text{aug}, j} &:= (1 - a_j^\delta)\hat{\beta}_{\text{reg}, j}^\lambda + a_j^\delta \hat{\beta}_{\text{ols}, j}.\end{aligned}$$

The intuitive idea here is that estimating the average derivative effect is still an example of a binary, $p \rightarrow q$ covariate shift even though T is continuous. We fit an outcome model in the training population $\phi(T_p, X_p)$ but then apply it to a (potentially very different) test population $\frac{\partial \phi}{\partial t}(T_p, X_p)$. And so nothing fundamental changes about the results — augmentation unregularizes that outcome model fit back toward OLS exactly like it would when training in a control population and testing in a binary treated population.

8.2 Constraining weights to be non-negative

A common modification of the balancing weights problem is to constrain the estimated weights to be non-negative.²¹ Such weights have a number of attractive practical properties: they limit extrapolation; they ensure that the final weighting estimator is sample bounded; and they are typically sparse, which can sometimes aid interpretability (Robins et al., 2007; Abadie et al., 2010). Examples of constrained ℓ_∞ weights include Stable Balancing Weights and extensions (Zubizarreta, 2015; Athey et al., 2018; Wang and Zubizarreta, 2020); examples of constrained ℓ_2 weights include popular variants of the synthetic control method (Abadie et al., 2010; Ben-Michael et al., 2021c).

Using the dual form of the problem, Ben-Michael et al. (2021b) show that linear balancing weights with a non-negativity constraint have the form $\hat{w} = \{\Phi_p \hat{\theta}^\delta\}_+$, where $\{x\}_+ = \max(x, 0)$ and where the coefficients $\hat{\theta}^\delta$ are generally different from the corresponding coefficients in the unconstrained model.²² We can apply this insight to extend Proposition 3.1 to non-negative weights.

Proposition 8.1. *Let $\hat{w}_+^\delta := \{\Phi_p \hat{\theta}^\delta\}_+$, with $\hat{\theta}^\delta \in \mathbb{R}^d$ and where $\{x\}_+ = \max(x, 0)$, be any linear balancing weights with a non-negativity constraint, with corresponding weighted covariates $\hat{\Phi}_q^\delta := \hat{w}_+ \Phi_p$. Let Φ_{p+} , and Y_{p+} denote the respective quantities restricted to those data points where $\hat{w}_+^\delta > 0$. Let $\hat{\beta}_{ols}^+ := (\Phi_{p+}^T \Phi_{p+})^{-1} \Phi_{p+}^T Y_{p+}$ be the OLS coefficients of the regression of Y_{p+} on Φ_{p+} . Then:*

$$\hat{\mathbb{E}}_p[\hat{w}_+ \circ Y_p] = \hat{\Phi}_q^\delta \hat{\beta}_{ols}^+.$$

Proof. The key is to note that $\hat{w}_+ Y_p = \theta^{\delta T} \Phi_{p+} Y_{p+}$. In other words, when restricted to those data points where $\hat{w}_+ > 0$, we have linear weights. Therefore, the result follows directly from applying Proposition 3.1 to all the relevant quantities restricted to those data points where $\hat{w}_+ > 0$. \square

So with the non-negativity constraint, we recover Proposition 3.1 almost exactly, except that the usual OLS coefficients from the entire population p , $\hat{\beta}_{ols}$, are replaced with the OLS coefficients from only those units with positive weight, $\hat{w}_+^\delta > 0$, $\hat{\beta}_{ols}^+$. We can therefore view the non-negativity constraint as a form of sample trimming. In particular, we can think of the data points where $\hat{w}_+^\delta = 0$ as a set of outliers — too dissimilar from the target population Φ_q — that we trim before applying OLS. But the key is that the definition of “outlier” depends the choice of δ and \mathcal{F} , and even the target covariates Φ_q : in general, changing δ , \mathcal{F} , or Φ_q will change the set where $\hat{w}_+^\delta > 0$. Defining and characterizing how this set changes is a promising avenue for future research.

Proposition 8.1 simplifies further when the balancing weights achieve exact balance; see Rubinstein et al. (2021, Proposition 10) for a discussion of this special case. When $\hat{\Phi}_q = \Phi_q$, the balancing weight estimator with the non-negativity constraint is equivalent to $\hat{\mathbb{E}}_q[\Phi_q \hat{\beta}_{ols}^+]$. Thus, linear balancing weights with a simplex constraint is equivalent to trimming the control group and applying standard OLS (note that the trimming does not affect the target covariate profile, Φ_q).

Finally, we can extend the results in Proposition 3.2 for augmented balancing weights to incorporate a non-negativity constraint.

Proposition 8.2. *For $\hat{w}_+^\delta, \hat{\theta}^\delta, \hat{\Phi}_q^\delta, \hat{\beta}_{ols}^+$ as defined in Proposition 8.1 and any regularized linear outcome*

²¹Recall that we already impose the constraint that the weights sum to 1. So imposing non-negativity is equivalent to constraining the weights to be on the simplex.

²²This “positive part link” representation is unique to the minimum variance weights. Other dispersion penalties, such as the entropy of the weights, imply a different “link function.” See Zhao (2019) and Ben-Michael et al. (2021b).

regression of Y_p on Φ_p with estimated coefficients $\hat{\beta}_{reg}^\lambda$, the resulting augmented estimator

$$\begin{aligned} & \hat{\mathbb{E}}_p[\hat{w}^\delta \circ Y_p] + \hat{\mathbb{E}}_q \left[\left(\Phi_q - \hat{\Phi}_q^\delta \right) \hat{\beta}_{reg}^\lambda \right] \\ &= \hat{\mathbb{E}}_q \left[\hat{\Phi}_q^\delta \hat{\beta}_{ols}^+ + \left(\Phi_q - \hat{\Phi}_q^\delta \right) \hat{\beta}_{reg}^\lambda \right] \\ &= \hat{\mathbb{E}}_q[\Phi_q \hat{\beta}_{aug}^+], \end{aligned}$$

where the j th element of $\hat{\beta}_{aug}^+$ is:

$$\begin{aligned} \hat{\beta}_{aug,j}^+ &:= (1 - a_j^\delta) \hat{\beta}_{reg,j}^\lambda + a_j^\delta \hat{\beta}_{ols,j}^+ \\ a_j^\delta &:= \frac{\hat{\Delta}_j^\delta}{\Delta_j}, \end{aligned}$$

where $\Delta_j = \bar{\Phi}_{q,j} - \bar{\Phi}_{p,j}$ is the observed mean feature shift for feature j , and $\hat{\Delta}_j^\delta = \hat{\Phi}_{q,j}^\delta - \bar{\Phi}_{p,j}$ is the mean feature shift for feature j implied by the balancing weights model.

Many popular augmented balancing weights estimators have the form of Proposition 3.2, including [Athey et al. \(2018\)](#) and [Ben-Michael et al. \(2021c\)](#). Understanding the implications of this connection is an interesting direction for future work.

9 Discussion

We have shown that augmenting a plug-in regression estimator with linear balancing weights results in a new plug-in estimator with coefficients that are shrunk towards the estimates from — in some cases all the way to — OLS. We generalize this equivalence for different choices of outcome and weighting regressions, and connect this to undersmoothing for the special case of kernel ridge regression. We then illustrate these results on a canonical data set, highlighting the role of modeling choices and hyperparameter tuning. Finally, we propose several extensions, including to more general estimands.

Our focus in this paper has been on interpreting balancing weights as a form of linear regression. The converse is also valid, however: we could instead focus on how many outcome regression-based plug-in estimators are, in fact, a form of balancing weights; see [Lin and Han \(2022\)](#) for connections between outcome modeling and density ratio estimation.

Connections between doubly robust estimation and undersmoothing. Our numeric results suggest a way to understand augmented balancing weight estimators through the lens of undersmoothing. In Section 7 above, we focus on the special case of augmented ℓ_2 balancing with kernel ridge regression. We now briefly consider the implications more broadly.

In particular, consider the setting where we want to estimate $\mathbb{E}_q[Y]$ under enough sparsity or smoothness constraints that $\frac{dq}{dp}(X)$ and $\mathbb{E}_p[Y|X]$ are estimable at rates sufficiently fast that their product is $o_p(n^{-1/2})$. Even though the outcome regression estimator is consistent for $\mathbb{E}_q[Y]$, a plug-in estimator using the regression fit will lead to non-negligible regularization bias.

In general, augmented or doubly robust estimators are the result of subtracting the (estimated) first-order bias of a plug-in estimator of the regression functional from that estimator ([Kennedy, 2022](#)). This first-order bias could be due to misspecification of the outcome regression. However, when the outcome regression is consistent but subject to slow convergence, the first-order bias is the regularization bias. Heuristically, regularization bias arises because features that do not strongly predict Y may still engender nonnegligible confounding when both outcome and weight models are taken together; these features are penalized in the

outcome regression, leading to confounding bias. Augmenting the outcome regression with a weight model counteracts this bias (Chernozhukov et al., 2018; Kennedy, 2022).

Undersmoothing in the technical statistical sense, i.e., choosing a sub-optimal hyperparameter that prioritizes bias over MSE, has been proposed as an alternative way to drive down regularization bias (Goldstein and Messer, 1992; Newey et al., 1998; Hirshberg et al., 2019; Mou et al., 2023). The literature on undersmoothing typically focuses on outcome regression and ignores weights altogether. For a weight-agnostic strategy to yield desirable asymptotic behaviour, heuristically undersmoothing must capture all covariates or transformations thereof that could possibly result in confounding bias for *any* weight model. In other words, undersmoothing without reference to the weight model must protect against the confounding that would be implied by worst-case, adversarial weight models.

The numeric results in the main text — and the worked special case of kernel ridge regression in Section 7 — suggest that in certain cases, augmenting is itself a means of undersmoothing. This demonstrates that a balancing weights estimation step can reduce the burden on a single-stage regression estimator in an undersmoothing procedure (at the least informing the choice of hyperparameter). We view this fundamental connection as an interesting avenue for future research.

Additional directions. More generally, we anticipate that connecting our numeric results to underlying statistical models will lead to better guidance for deploying augmented balancing weights in practice. First, hyperparameter tuning is a major implementation challenge, with a range of recommendations (e.g., Kallus, 2020; Wang and Zubizarreta, 2020; Chernozhukov et al., 2022c). We expect that the connection to theoretically optimal results for undersmoothing (Mou et al., 2023) can help guide hyperparameter choice in the settings where we have shown augmented estimators to be equivalent to undersmoothed outcome regression.

Second, we conjecture that these results may provide new insights into the estimation of causal effects in the proximal causal inference framework (Tchetgen Tchetgen et al., 2020). This framework uses proxy variables to identify causal effects in the presence of unmeasured confounding. Estimation has been complicated by the fact that, in the absence of strong parametric assumptions, estimators of proximal causal effects are solutions to ill-posed Fredholm integral equations. Ghassami et al. (2022) and Kallus et al. (2021) recently proposed tractable nonparametric estimators in this setting. They use an “adversarial” version of double kernel ridge regression—allowing the weighting and outcome models have different bases—to estimate the solution to the required Fredholm integral equations. Our results apply immediately to standard augmented estimators with different bases for the outcome and weighting models, either via a union basis (Chernozhukov et al., 2022c) or by applying an appropriate projection as in Hirshberg and Wager (2021), and extending these results to proximal causal effect estimators might help in constructing new proximal balancing weights, matching or regression estimators with attractive asymptotic properties.

Third, many common panel data estimators are forms of augmented balancing weight estimation (Abadie et al., 2010; Ben-Michael et al., 2021c; Arkhangelsky et al., 2021). We plan to use the numeric results here, especially the results for simplex-constrained weights in Section 8.2, to better understand connections between methods and to inform inference.

Finally, despite the growing popularity of balancing weights methods, traditional IPW remains the workhorse approach for estimating the density ratio. Understanding the implications of our equivalence results for model-based propensity score estimation, such as via logistic regression, is an important direction for future work. In Appendix D.1, we explore results for *nonlinear* balancing weights, which could provide a useful bridge to traditional IPW approaches.

References

- A. Abadie, A. Diamond, and J. Hainmueller. Synthetic control methods for comparative case studies: Estimating the effect of california’s tobacco control program. *Journal of the American statistical Association*, 105(490):493–505, 2010.
- A. Agarwal and R. Singh. Causal inference with corrupted data: Measurement error, missing values, discretization, and differential privacy. *arXiv preprint arXiv:2107.02780*, 2021.
- A. Agarwal, Y. S. Tan, O. Ronen, C. Singh, and B. Yu. Hierarchical shrinkage: Improving the accuracy and interpretability of tree-based models. In K. Chaudhuri, S. Jegelka, L. Song, C. Szepesvari, G. Niu, and S. Sabato, editors, *Proceedings of the 39th International Conference on Machine Learning*, volume 162 of *Proceedings of Machine Learning Research*, pages 111–135. PMLR, 17–23 Jul 2022. URL <https://proceedings.mlr.press/v162/agarwal22b.html>.
- D. Arkhangelsky, S. Athey, D. A. Hirshberg, G. W. Imbens, and S. Wager. Synthetic difference-in-differences. *American Economic Review*, 111(12):4088–4118, 2021.
- S. Athey, G. W. Imbens, and S. Wager. Approximate residual balancing: debiased inference of average treatment effects in high dimensions. *Journal of the Royal Statistical Society: Series B (Statistical Methodology)*, 80(4):597–623, 2018.
- P. L. Bartlett, P. M. Long, G. Lugosi, and A. Tsigler. Benign overfitting in linear regression. *Proceedings of the National Academy of Sciences*, 117(48):30063–30070, 2020.
- F. Bauer, S. Pereverzev, and L. Rosasco. On regularization algorithms in learning theory. *Journal of complexity*, 23(1):52–72, 2007.
- A. Belloni, V. Chernozhukov, and C. Hansen. Inference on treatment effects after selection among high-dimensional controls. *The Review of Economic Studies*, 81(2):608–650, 2014.
- E. Ben-Michael, A. Feller, and E. Hartman. Multilevel calibration weighting for survey data. *arXiv preprint arXiv:2102.09052*, 2021a.
- E. Ben-Michael, A. Feller, D. A. Hirshberg, and J. R. Zubizarreta. The balancing act in causal inference. *arXiv preprint arXiv:2110.14831*, 2021b.
- E. Ben-Michael, A. Feller, and J. Rothstein. The augmented synthetic control method. *Journal of the American Statistical Association*, 116(536):1789–1803, 2021c.
- D. Benkeser and M. Van Der Laan. The highly adaptive lasso estimator. In *2016 IEEE international conference on data science and advanced analytics (DSAA)*, pages 689–696. IEEE, 2016.
- D. A. Bruns-Smith and A. Feller. Outcome assumptions and duality theory for balancing weights. In *International Conference on Artificial Intelligence and Statistics*, pages 11037–11055. PMLR, 2022.
- P. Bühlmann and B. Yu. Boosting with the l_2 loss: regression and classification. *Journal of the American Statistical Association*, 98(462):324–339, 2003.
- A. Caponnetto and E. De Vito. Optimal rates for the regularized least-squares algorithm. *Foundations of Computational Mathematics*, 7:331–368, 2007.
- A. Chattopadhyay and J. R. Zubizarreta. On the implied weights of linear regression for causal inference. *arXiv preprint arXiv:2104.06581*, 2021.
- A. Chattopadhyay, C. H. Hase, and J. R. Zubizarreta. Balancing vs modeling approaches to weighting in practice. *Statistics in Medicine*, 39(24):3227–3254, 2020.

- V. Chernozhukov, D. Chetverikov, M. Demirer, E. Duflo, C. Hansen, W. Newey, and J. Robins. Double/debiased machine learning for treatment and structural parameters. *The Econometrics Journal*, 21(1):C1–C68, 01 2018.
- V. Chernozhukov, J. C. Escanciano, H. Ichimura, W. K. Newey, and J. M. Robins. Locally robust semiparametric estimation. *Econometrica*, 90(4):1501–1535, 2022a.
- V. Chernozhukov, W. Newey, V. M. Quintas-Martinez, and V. Syrgkanis. Riesznet and forestriesz: Automatic debiased machine learning with neural nets and random forests. In *International Conference on Machine Learning*, pages 3901–3914. PMLR, 2022b.
- V. Chernozhukov, W. K. Newey, and R. Singh. Automatic debiased machine learning of causal and structural effects. *Econometrica*, 90(3):967–1027, 2022c.
- V. Chernozhukov, W. K. Newey, and R. Singh. Debiased machine learning of global and local parameters using regularized riesz representers. *The Econometrics Journal*, 2022d.
- V. Chernozhukov, W. K. Newey, and R. Singh. A simple and general debiased machine learning theorem with finite-sample guarantees. *Biometrika*, 110(1):257–264, 2023.
- R. H. Dehejia and S. Wahba. Causal effects in nonexperimental studies: Reevaluating the evaluation of training programs. *Journal of the American statistical Association*, 94(448):1053–1062, 1999.
- J.-C. Deville and C.-E. Särndal. Calibration estimators in survey sampling. *Journal of the American statistical Association*, 87(418):376–382, 1992.
- M. H. Farrell. Robust inference on average treatment effects with possibly more covariates than observations. *Journal of Econometrics*, 189(1):1–23, 2015.
- S. Fischer and I. Steinwart. Sobolev norm learning rates for regularized least-squares algorithms. *The Journal of Machine Learning Research*, 21(1):8464–8501, 2020.
- W. A. Fuller. Regression estimation for survey samples. *Survey Methodology*, 28(1):5–24, 2002.
- A. Ghassami, A. Ying, I. Shpitser, and E. T. Tchetgen. Minimax kernel machine learning for a class of doubly robust functionals with application to proximal causal inference. In *International Conference on Artificial Intelligence and Statistics*, pages 7210–7239. PMLR, 2022.
- L. Goldstein and K. Messer. Optimal plug-in estimators for nonparametric functional estimation. *The annals of statistics*, pages 1306–1328, 1992.
- Y. Grandvalet. Least absolute shrinkage is equivalent to quadratic penalization. In *International Conference on Artificial Neural Networks*, pages 201–206. Springer, 1998.
- A. Gretton, K. M. Borgwardt, M. J. Rasch, B. Schölkopf, and A. Smola. A kernel two-sample test. *The Journal of Machine Learning Research*, 13(1):723–773, 2012.
- J. Hainmueller. Entropy balancing for causal effects: A multivariate reweighting method to produce balanced samples in observational studies. *Political analysis*, 20(1):25–46, 2012.
- C. Harshaw, F. Sävje, D. Spielman, and P. Zhang. Balancing covariates in randomized experiments with the gram–schmidt walk design. *arXiv preprint arXiv:1911.03071*, 2019.
- T. Hastie, R. Tibshirani, J. H. Friedman, and J. H. Friedman. *The elements of statistical learning: data mining, inference, and prediction*, volume 2. Springer, 2009.
- C. Hazlett. Kernel balancing. *Statistica Sinica*, 30(3):1155–1189, 2020.

- J. L. Hill. Bayesian nonparametric modeling for causal inference. *Journal of Computational and Graphical Statistics*, 20(1):217–240, 2011.
- D. A. Hirshberg and S. Wager. Augmented minimax linear estimation. *The Annals of Statistics*, 49(6):3206–3227, 2021.
- D. A. Hirshberg, A. Maleki, and J. R. Zubizarreta. Minimax linear estimation of the retargeted mean. *arXiv preprint arXiv:1901.10296*, 2019.
- A. Jacot, F. Gabriel, and C. Hongler. Neural tangent kernel: Convergence and generalization in neural networks. *Advances in neural information processing systems*, 31, 2018.
- N. Kallus. Generalized optimal matching methods for causal inference. *J. Mach. Learn. Res.*, 21:62–1, 2020.
- N. Kallus, X. Mao, and M. Uehara. Causal inference under unmeasured confounding with negative controls: A minimax learning approach. *arXiv preprint arXiv:2103.14029*, 2021.
- J. D. Kang and J. L. Schafer. Demystifying double robustness: A comparison of alternative strategies for estimating a population mean from incomplete data. *Statistical science*, 22(4):523–539, 2007.
- E. H. Kennedy. Semiparametric doubly robust targeted double machine learning: a review. *arXiv preprint arXiv:2203.06469*, 2022.
- K. Kim, B. A. Niknam, and J. R. Zubizarreta. Scalable kernel balancing weights in a nationwide observational study of hospital profit status and heart attack outcomes. 2022a.
- M. P. Kim, C. Kern, S. Goldwasser, F. Kreuter, and O. Reingold. Universal adaptability: Target-independent inference that competes with propensity scoring. *Proceedings of the National Academy of Sciences*, 119(4):e2108097119, 2022b.
- P. Kline. Oaxaca-blinder as a reweighting estimator. *American Economic Review*, 101(3):532–37, 2011.
- S. Klosin. Automatic double machine learning for continuous treatment effects. *arXiv preprint arXiv:2104.10334*, 2021.
- S. Klosin and M. Vilgalys. Estimating continuous treatment effects in panel data using machine learning with an agricultural application. *arXiv preprint arXiv:2207.08789*, 2022.
- R. J. LaLonde. Evaluating the econometric evaluations of training programs with experimental data. *The American economic review*, pages 604–620, 1986.
- R. R. Lin, H. Z. Zhang, and J. Zhang. On reproducing kernel banach spaces: Generic definitions and unified framework of constructions. *Acta Mathematica Sinica, English Series*, 38(8):1459–1483, 2022.
- Z. Lin and F. Han. On regression-adjusted imputation estimators of the average treatment effect. *arXiv preprint arXiv:2212.05424*, 2022.
- W. Mou, P. Ding, M. J. Wainwright, and P. L. Bartlett. Kernel-based off-policy estimation without overlap: Instance optimality beyond semiparametric efficiency, 2023. URL <https://arxiv.org/abs/2301.06240>.
- W. K. Newey. The asymptotic variance of semiparametric estimators. *Econometrica: Journal of the Econometric Society*, pages 1349–1382, 1994.
- W. K. Newey and J. R. Robins. Cross-fitting and fast remainder rates for semiparametric estimation. *arXiv preprint arXiv:1801.09138*, 2018.
- W. K. Newey, F. Hsieh, and J. Robins. Undersmoothing and bias corrected functional estimation. 1998.

- W. K. Newey, F. Hsieh, and J. M. Robins. Twicing kernels and a small bias property of semiparametric estimators. *Econometrica*, 72(3):947–962, 2004.
- B. Park, Y. Lee, and S. Ha. l_2 boosting in kernel regression. *Bernoulli*, 15(3):599–613, 2009.
- J. Robins, M. Sued, Q. Lei-Gomez, and A. Rotnitzky. Comment: Performance of double-robust estimators when “inverse probability” weights are highly variable. *Statistical Science*, 22(4):544–559, 2007.
- J. M. Robins, A. Rotnitzky, and L. P. Zhao. Estimation of regression coefficients when some regressors are not always observed. *Journal of the American statistical Association*, 89(427):846–866, 1994.
- D. B. Rubin. Randomization analysis of experimental data: The fisher randomization test comment. *Journal of the American statistical association*, 75(371):591–593, 1980.
- M. Rubinstein, A. Haviland, and D. Choi. Balancing weights for region-level analysis: the effect of medicaid expansion on the uninsurance rate among states that did not expand medicaid. *arXiv preprint arXiv:2105.02381*, 2021.
- D. Shen, P. Ding, J. Sekhon, and B. Yu. A tale of two panel data regressions. *arXiv preprint arXiv:2207.14481*, 2022.
- X. Shen. On methods of sieves and penalization. *The Annals of Statistics*, 25(6):2555–2591, 1997.
- R. Singh. Debiased kernel methods. *arXiv preprint arXiv:2102.11076*, 2021.
- R. Singh, L. Xu, and A. Gretton. Kernel methods for causal functions: Dose, heterogeneous, and incremental response curves. *arXiv preprint arXiv:2010.04855*, 2020.
- R. Singh, L. Sun, et al. Double robustness for complier parameters and a semiparametric test for complier characteristics. Technical report, 2022.
- P. Speckman. Minimax estimates of linear functionals in a hilbert space. *Unpublished Manuscript*, 1979.
- M. Sugiyama, T. Suzuki, and T. Kanamori. Density-ratio matching under the bregman divergence: a unified framework of density-ratio estimation. *Annals of the Institute of Statistical Mathematics*, 64(5):1009–1044, 2012.
- E. J. T. Tchetgen Tchetgen, A. Ying, Y. Cui, X. Shi, and W. Miao. An introduction to proximal causal learning. *arXiv preprint arXiv:2009.10982*, 2020.
- J. Wang, R. K. Wong, S. Yang, and K. C. G. Chan. Estimation of partially conditional average treatment effect by double kernel-covariate balancing. *Electronic Journal of Statistics*, 16(2):4332–4378, 2022.
- Y. Wang and J. R. Zubizarreta. Minimal dispersion approximately balancing weights: asymptotic properties and practical considerations. *Biometrika*, 107(1):93–105, 2020.
- R. K. Wong and K. C. G. Chan. Kernel-based covariate functional balancing for observational studies. *Biometrika*, 105(1):199–213, 2018.
- Q. Zhao. Covariate balancing propensity score by tailored loss functions. *The Annals of Statistics*, 47(2):965–993, 2019.
- Q. Zhao and D. Percival. Entropy balancing is doubly robust. *Journal of Causal Inference*, 5(1), 2017.
- J. R. Zubizarreta. Stable weights that balance covariates for estimation with incomplete outcome data. *Journal of the American Statistical Association*, 110(511):910–922, 2015.

A Sample Splitting and Cross-Fitting

We briefly discuss the application of our numerical results in the setting with sample splitting. In standard balancing weights, we fit the weighting model θ^δ using data from the source distribution Φ_p — and then also apply the weighting model at Φ_p . Cross-fitting breaks possible dependencies by only applying parameters on samples that were not used for estimation; this is a core technique in AutoDML (Chernozhukov et al., 2022c) and has been widely studied in the recent literature on doubly robust estimation (see, for example Newey and Robins, 2018; Kennedy, 2022). With cross-fitting, our numerical results only hold approximately, though we argue that the overall behavior of the estimators is qualitatively similar.

To illustrate this, let the n samples from population p be split into S partitions or “splits” and assume for simplicity that each split has size $n' := n/S$. Denote the split s covariates $\Phi_{p,s}$ and outcomes $Y_{p,s}$. Let $\Phi_{p,-s}$ and $Y_{p,-s}$ denote covariates and outcomes that are not in split s . As a simple example, consider cross-fit, unaugmented ℓ_2 balancing weights with parameter $\delta = 0$ (i.e., OLS). For each split, we first solve the balancing problem *out-of-sample* by solving for the coefficients as in the example in Equation (13):

$$\begin{aligned}\hat{\theta}_{-s}^0 &:= \operatorname{argmin}_{\theta \in \mathbb{R}^d} \left\{ \left\| \frac{1}{n-n'} \theta \Phi_{p,-s}^T \Phi_{p,-s} - \bar{\Phi}_q \right\|_2^2 \right\} \\ &= (n - n') \bar{\Phi}_q (\Phi_{p,-s}^T \Phi_{p,-s})^\dagger.\end{aligned}$$

Note that we have re-written the balancing problem to be in terms of the coefficients θ instead of the weights $w = \theta \Phi_{p,-s}$, in order to emphasize that the goal is to apply this weighting model to the split s samples to obtain weights $\hat{\theta}_{-s}^0 \Phi_{p,s}^T$. The split s balancing weights estimate is then $\frac{1}{n'} \hat{\theta}_{-s}^0 \Phi_{p,s}^T Y_{p,s}$ and the final cross-fit estimator averages over these splits:

$$\frac{1}{S} \sum_{s=1}^S \hat{\theta}_{-s}^0 \Phi_{p,s}^T Y_{p,s}.$$

Note that the coefficients $\hat{\theta}_{-s}^0$ enforce exact balance — but only for data outside split s . In general, these weights will not achieve exact balance for split s . That is:

$$\begin{aligned}\left\| \frac{1}{n-n'} \hat{\theta}_{-s}^0 \Phi_{p,-s}^T \Phi_{p,-s} - \bar{\Phi}_q \right\|_2 &= 0, \\ \left\| \frac{1}{n'} \hat{\theta}_{-s}^0 \Phi_{p,-s}^T \Phi_{p,s} - \bar{\Phi}_q \right\|_2 &\neq 0.\end{aligned}$$

For an augmented estimator, we would also fit an outcome model using data from outside split s . For example, we could fit OLS:

$$\hat{\beta}_{\text{ols},-s} := (\Phi_{p,-s}^T \Phi_{p,-s})^\dagger \Phi_{p,-s}^T Y_{p,-s}.$$

The augmented estimator combining $\hat{\theta}_{-s}^0$ with $\hat{\beta}_{\text{ols},-s}$ would give:

$$\frac{1}{S} \sum_{s=1}^S \left(\bar{\Phi}_q \hat{\beta}_{\text{ols},-s} + \frac{1}{n'} \hat{\theta}_{-s}^0 \Phi_{p,s}^T (Y_{p,s} - \Phi_{p,s} \hat{\beta}_{\text{ols},-s}) \right).$$

A.1 Proposition 3.2 with Sample Splitting

For Proposition 3.2 with sample splitting, within a single split the numerical result is identical, but the substantive point of interest is that we always shift coefficients toward the *in-sample* OLS coefficients.

Let the coefficients $\hat{\beta}_{-s}^\lambda$ and $\hat{\theta}_{-s}^\delta$ be fixed vectors; in practice they will be models fit using samples not in s . Define $\hat{\Phi}_{q,s}^\delta := \frac{1}{n'} \hat{\theta}_{-s}^\delta \Phi_{p,s}^T \Phi_{p,s}$, and $\hat{\beta}_{\text{ols},s} := (\Phi_{p,s}^T \Phi_{p,s})^\dagger \Phi_{p,s}^T Y_{p,s}$.

Then the augmented estimator in the s th partition follows immediately from Proposition 3.2 in the main text:

$$\hat{\mathbb{E}}_q[\Phi_q \hat{\beta}_{\text{aug},s}],$$

where the j th element of $\hat{\beta}_{\text{aug},s}$ is:

$$\begin{aligned}\hat{\beta}_{\text{aug},s,j} &:= (1 - a_{j,s}^\delta) \hat{\beta}_{-s,j}^\lambda + a_{j,s}^\delta \hat{\beta}_{\text{ols},s,j} \\ a_{j,s}^\delta &:= \frac{\hat{\Delta}_{j,s}^\delta}{\Delta_{j,s}},\end{aligned}$$

where $\Delta_{j,s} = \bar{\Phi}_{q,j} - \bar{\Phi}_{p,s,j}$ and $\hat{\Delta}_{j,s}^\delta = \hat{\Phi}_{q,s,j}^\delta - \bar{\Phi}_{p,j}$.

A.2 Unregularized Outcome Model

Whereas Proposition 3.2 is unchanged by sample splitting, some of the equivalence results are affected by sample splitting. For example, we know from Robins et al. (2007) that when the base learner is unregularized, i.e., $\hat{\beta}_{\text{reg}}^\lambda = \hat{\beta}_{\text{ols}}$, then the entire estimator collapses to OLS alone. With sample splitting, this is only true if $\hat{\beta}_{\text{reg}}^\lambda = \hat{\beta}_{\text{ols},s}$. With cross-fitting, however, the outcome model would typically be estimated using only data from outside split s .

For example, consider $\hat{\beta}_{\text{ols},-s}$ introduced above. Plugging this into the result in Appendix A.1 yields:

$$\hat{\beta}_{\text{aug},s,j} := (1 - a_{j,s}^\delta) \hat{\beta}_{\text{ols},-s,j}^\lambda + a_{j,s}^\delta \hat{\beta}_{\text{ols},s,j}.$$

When the OLS coefficients are fit out of sample, this prevents overfitting to the ℓ th split. Augmentation shifts the out-of-split OLS coefficients back toward the in-split OLS coefficients. As the sample size in each split goes to infinity, then both $\hat{\beta}_{\text{ols},s}$ and $\hat{\beta}_{\text{ols},-s}$ converge to the same population OLS coefficients and the augmented coefficients converge to standard OLS for any weighting model $\theta^\delta \in \mathbb{R}^d$.

A.3 Unregularized Weight Model

Consider the opposite case where $\hat{\beta}_{\text{reg}}^\lambda$ is arbitrary and the weight model θ_{-s}^0 achieves exact balance between $\Phi_{p,-s}$ and Φ_q , as defined above. Then, as suggested in Appendix A.1, $\hat{\Phi}_{q,s}^0 := \hat{\theta}_{-s}^0 \Phi_{p,s}^T \Phi_{p,s} \neq \bar{\Phi}_q$ in general. Instead, we only have an approximation:

$$a_{j,s}^\delta := \frac{\hat{\Phi}_{q,s,j}^0 - \bar{\Phi}_{p,s,j}}{\bar{\Phi}_{q,j} - \bar{\Phi}_{p,s,j}} \approx 1,$$

where the approximation becomes equality as the sample size in each split goes to infinity. As a result, $\hat{\beta}_{\text{aug},s} \approx \hat{\beta}_{\text{ols},s}$, the in-split OLS coefficients, where again these coefficients are equal as the sample size in each split goes to infinity.

A.4 “Double Ridge”

Similarly, whereas Proposition 4.3 reduced to a single ridge outcome model, with sampling splitting we instead obtain an affine combination of in-split and out-of-split ridge regressions. Let $\hat{\beta}_{-s}^\lambda$ and $\hat{\theta}_{-s}^\delta$ denote ridge and ℓ_2 balancing coefficients respectively fit outside of the ℓ th split. For notational simplicity, assume that $(\Phi_{p,s}^T \Phi_{p,s}) = \text{diag}(\sigma_{1,s}^2, \dots, \sigma_{d,s}^2)$ and similarly for $-s$. Then the augmented estimator in the s th split equals $\hat{\mathbb{E}}_q[\Phi_q \hat{\beta}_{\text{aug},s}]$, where

$$\hat{\beta}_{\text{aug},s,j} := \left(\frac{\sigma_{j,-s}^2 - \sigma_{j,s}^2 + \delta}{\sigma_{j,-s}^2 + \delta} \right) \hat{\beta}_{-s,j}^\lambda + \left(\frac{\sigma_{j,s}^2 + \delta}{\sigma_{j,-s}^2 + \delta} \right) \hat{\beta}_{s,j}^\delta.$$

B Details for when $d > n$

In this section, we extend our results to the high-dimensional setting. In all that follows we will assume that $d > n$ and we will assume Φ_p^T has rank n .²³ For $d = \infty$, we replace \mathbb{R}^d with any infinite-dimensional Hilbert space \mathcal{H} and we require the norm defining \mathcal{F} to be the norm of the Hilbert space. In this case (with a slight abuse of notation) it should be understood that $\Phi_p \in \mathcal{H}^n$.

B.1 Balancing weights when $d > n$

In the main text, recall that there are three equivalent versions of the balancing weights problem: the penalized, constrained, and automatic form with hyperparameters $\delta_1, \delta_2, \delta_3 \geq 0$ respectively. When $\Phi_p^T \Phi_p$ is no longer invertible, a unique solution may fail to exist for certain values of these hyperparameters. We provide the relevant technical caveats here.

We begin by mentioning that for $\delta_1 > 0$, the penalized form of the balancing weights optimization problem is strictly convex, and therefore a unique solution exists, regardless of whether $d > n$. However, when $\delta_1 = 0$, there could potentially be infinite many solutions. In this setting, we choose the one with the minimum norm:

$$\begin{aligned} & \min_{w \in \mathbb{R}^n} \|w\|_2^2 \\ & \text{such that } \|w\Phi_p - \bar{\Phi}_q\|_*^2 = \min_v \|v\Phi_p - \bar{\Phi}_q\|_*^2. \end{aligned} \tag{22}$$

If we define $\delta_{\min} := \min_v \|v\Phi_p - \bar{\Phi}_q\|_*^2$, we see that the minimum norm solution in Equation (22) corresponds to a solution to the constrained form of balancing weights with $\delta_2 = \delta_{\min}$. Importantly, no solution exists for $\delta_2 < \delta_{\min}$, and we must make the additional restriction that $\delta_2 \geq \delta_{\min}$. In particular, no solution exists for $\delta_2 = 0$ and we cannot achieve exact balance; that is, for all w , $w\Phi_p \neq \bar{\Phi}_q$.

As in the penalized form, the automatic form is strictly convex and a unique solution exists for $\delta_3 > 0$. When $\delta_3 = 0$ we choose the minimum norm solution: by duality this will be equivalent to the minimum norm solution to the penalized problem (see [Bruns-Smith and Feller, 2022](#)).

Note that for $d = \infty$, each “row” of Φ_p is a vector in a Hilbert space \mathcal{H} . To solve the balancing weights problem computationally, we need a closed-form solution to the Hilbert space norm $\|\cdot\|_{\mathcal{H}}$. For example, this is a tractable computation when \mathcal{H} is an RKHS.

B.2 Equivalences from Section 2.4 when $d > n$

As we mention at the end of Section 2.4, the equivalences between OLS and balancing weights hold when $d > n$. We now state these results formally. Let $\delta \geq 0$ be the hyperparameter for the penalized form of balancing weights — as stated above, this is important to state explicitly, as the constrained form will not have a solution for all values of its hyperparameter. For hyperparameter $\delta > 0$, the solutions to ℓ_2 balancing weights and ridge regression are identical as in Equation (14) with no alterations; ridge regression works by default when $d > n$. On the other hand, when $\delta = 0$, there exist infinitely many solutions to the normal equations that define the solution to the OLS optimization problem. Since $(\Phi_p^T \Phi_p)$ is not invertible, Equation (14) does not apply directly. Instead, we introduce the minimum norm solution to OLS:

$$\begin{aligned} & \min_{\beta \in \mathbb{R}^d} \|\beta\|_2^2 \\ & \text{such that } \|\Phi_p \beta - Y_p\|_2^2 = \min_{\beta'} \|\Phi_p \beta' - Y_p\|_2^2. \end{aligned}$$

²³Alternatively, we could follow [Bartlett et al. \(2020\)](#) and assume that, almost surely, the projection of Φ_p on the space orthogonal to any eigenvector of $\mathbb{E}[\Phi_p \Phi_p^T]$ spans a space of dimension n . But as our results are numerical this has no real advantage.

See [Bartlett et al. \(2020\)](#) for an extensive discussion of this optimization problem and its statistical properties as an OLS estimator. For $d > n$, the minimum norm solution is:

$$\hat{\beta}_{\text{ols}} := (\Phi_p^T \Phi_p)^\dagger \Phi_p^T Y_p = \Phi_p^T (\Phi_p \Phi_p^T)^{-1} Y_p,$$

where A^\dagger denotes the pseudoinverse of a matrix A . Note that the definition holds in general.²⁴ In the low-dimensional setting in the main text, $(\Phi_p^T \Phi_p)$ is invertible, and so $(\Phi_p^T \Phi_p)^\dagger = (\Phi_p^T \Phi_p)^{-1}$. The second equality holds only when $d > n$.

A version of Equation (13) holds between the minimum norm ℓ_2 balancing weights and minimum norm OLS estimators. Because the minimum norm ℓ_2 balancing weights do not achieve exact balance, we change the notation from \hat{w}_{exact} to $\hat{w}_{\ell_2}^0$. In this setting, $\|\cdot\|_* = \|\cdot\|_2$ and the minimum-norm balancing weights problem in Equation (22) is also a minimum norm linear regression, but of $\bar{\Phi}_q \in \mathbb{R}^d$ on $\Phi_p^T \in \mathbb{R}^{d \times n}$:

$$\hat{w}_{\ell_2}^0 = \Phi_p^T (\Phi_p^T \Phi_p)^\dagger \bar{\Phi}_q = (\Phi_p \Phi_p^T)^{-1} \Phi_p \bar{\Phi}_q.$$

Therefore, Equation (13) holds by replacing the inverse with the pseudo-inverse:

$$\begin{aligned} \hat{\mathbb{E}}_q[\Phi_q \hat{\beta}_{\text{ols}}] &= \hat{\mathbb{E}}_p[\hat{w}_{\ell_2}^0 \circ Y_p] \\ \hat{\mathbb{E}}_q[\Phi_q \underbrace{(\Phi_p^T \Phi_p)^\dagger \Phi_p^T Y_p}_{\hat{\beta}_{\text{ols}}}] &= \hat{\mathbb{E}}_p[\underbrace{\bar{\Phi}_q (\Phi_p^T \Phi_p)^\dagger \Phi_p^T}_{\hat{w}_{\ell_2}^0} \circ Y_p], \\ \hat{\mathbb{E}}_q[\Phi_q \underbrace{\Phi_p^T (\Phi_p \Phi_p^T)^{-1} Y_p}_{\hat{\beta}_{\text{ols}}}] &= \hat{\mathbb{E}}_p[\underbrace{\bar{\Phi}_q \Phi_p^T (\Phi_p \Phi_p^T)^{-1}}_{\hat{w}_{\ell_2}^0} \circ Y_p]. \end{aligned}$$

B.3 Propositions 3.1 and 3.2 when $d > n$

The results in Propositions 3.1 and 3.2 apply to the setting where $d > n$ without any further alteration using the pseudo-inverse.

Proof of Proposition 3.1.

$$Y_p^T \Phi_p \hat{\theta}^\delta = Y_p^T \Phi_p \Phi_p^\dagger \Phi_p \hat{\theta}^\delta = Y_p^T \Phi_p (\Phi_p^T \Phi_p)^\dagger \Phi_p^T \Phi_p \hat{\theta}^\delta = \hat{\beta}_{\text{ols}} \hat{\Phi}_q,$$

where the first two equalities follow from the pseudoinverse identities $A = AA^\dagger A$ and $A^\dagger = (A^T A)^\dagger A^T$ for any matrix A . \square

Likewise Proposition 3.2 holds exactly for $\hat{\beta}_{\text{ols}}$ defined with the pseudoinverse.

B.4 The RKHS Setting

The results for $d = \infty$ can be computed efficiently for reproducing kernel Hilbert spaces. Let \mathcal{H} be a possibly-infinite-dimensional RKHS with kernel \mathcal{K} and induced feature map via the representer theorem, $\phi : \mathcal{X} \rightarrow \mathcal{H}$ with $\phi(x) = \mathcal{K}(\cdot, x)$. Let $\|\cdot\|_{\mathcal{H}}$ denote the norm of \mathcal{H} . Let K_p be the matrix with entries $\mathcal{K}(x_i, x_j)$, where $x_i, x_j \in \mathcal{X}$ are the i th and j th entries of X_p . Then $\Phi_p \Phi_p^T = K_p$ is invertible.

We will write out the versions of the main results for $\mathcal{F} = \mathcal{H}$ to demonstrate how to compute the corresponding results for RKHSs even though $d = \infty$. Denote the solution to the regularized least squares problem in \mathcal{H} with $\lambda \geq 0$:

$$\hat{f}^\delta := \operatorname{argmin}_{f \in \mathcal{H}} \|f(X_p) - Y_p\|_2^2 + \lambda \|f\|_{\mathcal{H}}^2.$$

²⁴For example, when $\Phi_p \in \mathcal{H}^n$ for an infinite-dimensional Hilbert space \mathcal{H} , $(\Phi_p^T \Phi_p)^\dagger$ is guaranteed to exist, since it is bounded and has closed range.

This is equivalent to the following problem by the representer theorem:

$$\begin{aligned}\hat{\alpha}_{\mathcal{H}}^{\delta} &:= \operatorname{argmin}_{\alpha \in \mathbb{R}^n} \|K\alpha - Y_p\|_2^2 + \lambda \alpha^T K \alpha \\ &= (K_p + \lambda I)^{-1} Y_p.\end{aligned}$$

Let $K_{x,p} \in \mathbb{R}^n$ be the row vector with entries $\mathcal{K}(x, x_i)$ where x is an arbitrary element of \mathcal{X} and x_i is the i th entry of X_p . Likewise let $K_{q,p}$ be the matrix with (i, j) th entry $\mathcal{K}(x_{qi}, x_{pj})$ where x_{qi} is the i th entry of X_q and x_{pj} is the j th entry of X_p . Then for any element $x \in \mathcal{X}$, $\hat{f}^{\delta}(x) = K_{x,p} \hat{\alpha}_{\mathcal{H}}^{\delta}$ and $\hat{f}^{\delta}(X_q) = K_{q,p} \hat{\alpha}_{\mathcal{H}}^{\delta}$.

Furthermore, define $\bar{K}_{q,p} := \hat{\mathbb{E}}_q[K_{p,q}] \in \mathbb{R}^n$. Then similarly, for any solution $\hat{w}_{\mathcal{H}}^{\delta}$ to the penalized form of balancing weights with function class \mathcal{F} and hyperparameter $\delta \geq 0$:

$$\hat{w}_{\mathcal{H}}^{\delta} = (K_p + \lambda I)^{-1} \bar{K}_{q,p}. \quad (23)$$

The proof follows from the closed-form of $\text{Imbalance}_{\mathcal{H}}(w)$, known as the Maximum Mean Discrepancy (MMD) (Gretton et al., 2012); see, e.g., Hirshberg et al. (2019); Kallus (2020); Bruns-Smith and Feller (2022).

With these preliminaries, we immediately have the following equivalence from Hirshberg et al. (2019), which generalizes Section 2.4 to the RKHS case:

$$\begin{aligned}\hat{\mathbb{E}}_q[K_{q,p} \hat{\alpha}_{\mathcal{H}}^{\delta}] &= \hat{\mathbb{E}}_p[\hat{w}_{\mathcal{H}}^{\delta} \circ Y_p] \\ \hat{\mathbb{E}}_q[K_{q,p} \underbrace{(K_p + \delta I)^{-1} Y_p}_{\hat{\alpha}_{\mathcal{H}}^{\delta}}] &= \hat{\mathbb{E}}_p[\underbrace{\bar{K}_{q,p} (K_p + \delta I)^{-1} \circ Y_p}_{\hat{w}_{\ell_2}^{\delta}}].\end{aligned} \quad (24)$$

Likewise, we have the following form for Proposition 3.1. Define $\hat{K}_{q,p} := \hat{w}_{\mathcal{H}}^{\delta T} K_p$. Then, for any $\delta \geq 0$:

$$\hat{\mathbb{E}}_p[\hat{w}_{\mathcal{H}}^{\delta} \circ Y_p] = \hat{\mathbb{E}}_q[\hat{K}_{q,p} \hat{\alpha}_{\mathcal{H}}^0].$$

The resulting expression for Proposition 3.2 is:

$$\hat{\mathbb{E}}_p[\hat{w}_{\mathcal{H}}^{\delta} \circ Y_p] + \hat{\mathbb{E}}_q \left[\left(K_{q,p} - \hat{K}_{q,p}^{\delta} \right) \hat{\alpha}_{\mathcal{H}}^{\lambda} \right] = \hat{\mathbb{E}}_q[K_{q,p} \hat{\alpha}_{\text{aug}}],$$

where the j th element of $\hat{\alpha}_{\text{aug}}$ is:

$$\begin{aligned}\hat{\alpha}_{\text{aug},j} &:= (1 - a_j^{\delta}) \hat{\alpha}_{\mathcal{H},j}^{\lambda} + a_j^{\delta} \hat{\alpha}_{\mathcal{H},j}^0 \\ a_j^{\delta} &:= \frac{\hat{\Delta}_j^{\delta}}{\Delta_j},\end{aligned}$$

where $\Delta_j = \bar{K}_{q,p,j} - \bar{K}_{p,j}$ and $\hat{\Delta}_j^{\delta} = \hat{K}_{q,p,j}^{\delta} - \bar{K}_{p,j}$ with $\bar{K}_{p,j} := \hat{\mathbb{E}}_p[K_p]$.

Identical versions for the RKHS setting apply to Section 4. These follow directly from the expressions above so we will omit repeating them explicitly. Importantly, equivalent versions for ℓ_{∞} balancing in Section 5 do *not* follow immediately because an infinite dimensional vector space equipped with the ℓ_1 norm does not form a Hilbert space. We conjecture that such extensions could be constructed using the Reproducing Kernel Banach Space literature (Lin et al., 2022).

C Results with Correlated Features

C.1 Overview

Throughout the main text, we have made the assumption that $\Phi_p^T \Phi_p$ is a diagonal matrix. This is a useful simplifying assumption for illustrating the intuition behind our results. Our central result, Proposition 3.2,

holds for arbitrary $\Phi_p^T \Phi_p$. However, when $\Phi_p^T \Phi_p$ is not diagonal, i.e. the covariates are correlated, there are some important additional subtleties for interpreting the results.

In Appendix C.2, we show that the results in the main text for ℓ_2 balancing weights still hold for non-diagonal $\Phi_p^T \Phi_p$ by applying an additional rotation step. By contrast, in Appendix C.3, we demonstrate that diagonal $\Phi_p^T \Phi_p$ is *not* without loss of generality for ℓ_∞ balancing. Not only do the weights not have a closed form, but the resulting augmented coefficients will not be sparse.

C.2 Augmented ℓ_2 Balancing Weights with Correlated Features

To begin, we provide the following characterization of ℓ_2 augmenting with correlated features *directly*, that is, without using Proposition 3.2:

Proposition C.1. *Let $\hat{w}_{\ell_2}^\delta$ denote the solution to the penalized linear form of balancing weights with parameter δ and $\mathcal{F} = \{f(x) = \theta^T \phi(x) : \|\theta\|_2 \leq r\}$. Then,*

$$\hat{w}_{\ell_2}^\delta = \Phi_p(\Phi_p^T \Phi_p + \delta I)^{-1} \bar{\Phi}_q.$$

Therefore, the augmented ℓ_2 balancing weights estimator with outcome model $\hat{\beta}_{reg} \in \mathbb{R}^d$ has the form,

$$\begin{aligned} \hat{\mathbb{E}}_q[\Phi_q \hat{\beta}_{reg}] + \hat{\mathbb{E}}_p[\hat{w}_{\ell_2}^\delta (Y_p - \Phi_p \hat{\beta}_{reg})] &= \hat{\mathbb{E}}_q[\Phi_q \hat{\beta}_{\ell_2}], \\ \hat{\beta}_{\ell_2} &:= (I - A_\delta) \hat{\beta}_{reg} + A_\delta \hat{\beta}_{ols} \\ A_\delta &:= (\Phi_p^T \Phi_p + \delta I)^{-1} (\Phi_p^T \Phi_p). \end{aligned} \tag{25}$$

For comparison, ridge regression with parameter δ has closed-form coefficients:

$$\hat{\beta}_{ridge}^\delta = (\Phi_p^T \Phi_p + \delta I)^{-1} \Phi_p^T Y_p = A_\delta \hat{\beta}_{ols}.$$

This is a generalization of Proposition 4.1 to the correlated setting. The result follows by simply plugging in the closed-form of $\hat{w}_{\ell_2}^\delta$ into the augmented estimator. We will now show that the resulting $\hat{\beta}_{\ell_2}$ is equivalent to applying Proposition 3.2 to rotated versions of the outcome and weighting coefficients.

First, we define the rotated version of Proposition 3.2:

Proposition C.2. *Let $\Phi_p^T \Phi_p$ be arbitrary, with eigendecomposition $\Phi_p^T \Phi_p = V D^2 V^T$ where D^2 is a diagonal matrix with j th entry σ_j^2 . For any $\hat{\beta}_{reg}^\lambda \in \mathbb{R}^d$, and any linear balancing weights estimator with estimated coefficients $\hat{\theta}^\delta \in \mathbb{R}^d$, and with $\hat{w}^\delta := \hat{\theta}^\delta \Phi_p^T$ and $\hat{\Phi}_q^\delta := \hat{w}^\delta \Phi_p$, the resulting augmented estimator*

$$\begin{aligned} \hat{\mathbb{E}}_p[\hat{w}^\delta \circ Y_p] + \hat{\mathbb{E}}_q \left[\left(\Phi_q - \hat{\Phi}_q^\delta \right) \hat{\beta}_{reg}^\lambda \right] \\ = \hat{\mathbb{E}}_q[\Phi_q V \hat{\beta}_{aug}^{rot}], \end{aligned}$$

where the j th element of $\hat{\beta}_{aug}^{rot}$ is:

$$\begin{aligned} \hat{\beta}_{aug,j}^{rot} &:= (1 - a_j^{rot}) \hat{\beta}_{reg,j}^{rot} + a_j^{rot} \hat{\beta}_{ols,j}^{rot} \\ a_j^{rot} &:= \frac{\hat{\Delta}_j^{rot}}{\Delta_j^{rot}}, \end{aligned}$$

defined in terms of the rotated quantities:

$$\begin{aligned} \hat{\beta}_{reg}^{rot} &:= V^T \hat{\beta}_{reg}^\lambda, \\ \hat{\beta}_{ols}^{rot} &:= V^T \hat{\beta}_{ols}, \\ \hat{\Delta}^{rot} &:= (\hat{\Phi}_q - \bar{\Phi}_p) V, \\ \Delta^{rot} &:= (\bar{\Phi}_q - \bar{\Phi}_p) V. \end{aligned}$$

Proof. First notice that:

$$\begin{aligned}
& \hat{\mathbb{E}}_p[\hat{w}^\delta \circ Y_p] + \hat{\mathbb{E}}_q \left[\left(\Phi_q - \hat{\Phi}_q^\delta \right) \hat{\beta}_{\text{reg}}^\lambda \right] \\
&= \hat{\mathbb{E}}_q \left[\hat{\Phi}_q^\delta \hat{\beta}_{\text{ols}} + \left(\Phi_q - \hat{\Phi}_q^\delta \right) \hat{\beta}_{\text{reg}}^\lambda \right] \\
&= \hat{\mathbb{E}}_q \left[\hat{\Phi}_q^\delta V V^T \hat{\beta}_{\text{ols}} + \left(\Phi_q - \hat{\Phi}_q^\delta \right) V V^T \hat{\beta}_{\text{reg}}^\lambda \right]
\end{aligned}$$

Then the result follows immediately from Proposition 3.2 applied to the covariates $\Phi_p V$ and $\Phi_q V$ with weights \hat{w} and outcome model $V^T \hat{\beta}_{\text{reg}}^\lambda$. \square

Note that we could also compute $\hat{\beta}_{\text{aug}}$ directly as in Proposition 3.2 because the original derivation does not depend on $\Phi_p^T \Phi_p$ being diagonal. Combining the two propositions we have that:

$$\hat{\mathbb{E}}_q[\Phi_q \hat{\beta}_{\text{aug}}] = \hat{\mathbb{E}}_q[\Phi_q V \hat{\beta}_{\text{aug}}^{\text{rot}}].$$

However, *it is not the case* that $\hat{\beta}_{\text{aug}} = V \hat{\beta}_{\text{aug}}^{\text{rot}}$ in general. For ℓ_2 balancing weights, $V \hat{\beta}_{\text{aug}}^{\text{rot}}$ is the correct generalization of Proposition 3.2 to the correlated setting as we demonstrate in the next few propositions.

Proposition C.3. *Let $\hat{\beta}_{\ell_2}$ be defined as in Equation (25). For the same weights $\hat{w}_{\ell_2}^\delta$, let $\hat{\beta}_{\text{aug}}$ and $\hat{\beta}_{\text{aug}}^{\text{rot}}$ be defined as in Propositions 3.2 and C.2 respectively. Then for any $\Phi_p^T \Phi_p$ (diagonal or not):*

$$\hat{\mathbb{E}}_q[\Phi_q \hat{\beta}_{\ell_2}] = \hat{\mathbb{E}}_q[\Phi_q V \hat{\beta}_{\text{aug}}^{\text{rot}}] = \hat{\mathbb{E}}_q[\Phi_q \hat{\beta}_{\text{aug}}].$$

Additionally, when $\Phi_p^T \Phi_p$ is diagonal, then

$$\hat{\beta}_{\ell_2} = V \hat{\beta}_{\text{aug}}^{\text{rot}} = \hat{\beta}_{\text{aug}}.$$

However, when $\Phi_p^T \Phi_p$ is not diagonal, then in general

$$\hat{\beta}_{\ell_2} = V \hat{\beta}_{\text{aug}}^{\text{rot}} \neq \hat{\beta}_{\text{aug}}.$$

Proof. The first claim follows from Propositions 3.2, C.2, and C.1. For the second claim, if $\Phi_p^T \Phi_p$ is diagonal, then $V = I$ and $\hat{\beta}_{\text{aug}} = \hat{\beta}_{\text{aug}}^{\text{rot}}$. Next we will show for general $\Phi_p^T \Phi_p$ that $\hat{\beta}_{\ell_2} = V \hat{\beta}_{\text{aug}}^{\text{rot}}$. Note that

$$A_\delta = V(D^2 + \delta I)^{-1} D^2 V^T,$$

and that

$$\begin{aligned}
\hat{\Delta}^{\text{rot}} &= \bar{\Phi}_q (\Phi_p^T \Phi_p + \delta I)^{-1} (\Phi_p^T \Phi_p) V \\
&= \bar{\Phi}_q V (D^2 + \delta I)^{-1} D^2
\end{aligned}$$

and so $\text{diag}(a^{\text{rot}}) = (D^2 + \delta I)^{-1} D^2$. Therefore,

$$\begin{aligned}
V \hat{\beta}_{\text{aug}}^{\text{rot}} &= V(I - \text{diag}(a^{\text{rot}})) V^T \hat{\beta}_{\text{reg}} + V \text{diag}(a^{\text{rot}}) V^T \hat{\beta}_{\text{ols}} \\
&= (V V^T - A_\delta) \hat{\beta}_{\text{reg}} + A_\delta \hat{\beta}_{\text{ols}} \\
&= (I - A_\delta) \hat{\beta}_{\text{reg}} + A_\delta \hat{\beta}_{\text{ols}}.
\end{aligned}$$

Finally, for a counter-example where $V \hat{\beta}_{\text{aug}}^{\text{rot}} \neq \hat{\beta}_{\text{aug}}$, see Appendix C.2.1. \square

Proposition C.4. Consider the setting in Proposition C.3, but now assume that the outcome model $\hat{\beta}_{reg} = \hat{\beta}_{ridge}^\lambda$, the ridge regression coefficients of Y_p on Φ_p with hyperparameter λ . Then:

$$\hat{\beta}_{\ell_2} = V(D^2 + \text{diag}(\gamma))^{-1}V^T\Phi_p^TY_p,$$

where $\text{diag}(\gamma)$ is the diagonal matrix with j th entry

$$\gamma_j := \frac{\delta\lambda}{\sigma_j^2 + \lambda + \delta}.$$

Furthermore,

$$\|\hat{\beta}_{ridge}^\lambda\|_2 \leq \|\hat{\beta}_{\ell_2}\|_2 = \|V\hat{\beta}_{aug}^{rot}\|_2 \leq \|\hat{\beta}_{ols}\|_2,$$

but in general it is possible that:

$$\|\hat{\beta}_{ols}\|_2 < \|\hat{\beta}_{aug}\|_2.$$

Proof.

$$\begin{aligned} \hat{\beta}_{\ell_2} &= (I - A_\delta)(\Phi_p^T\Phi_p + \lambda I)^{-1}\Phi_p^TY_p + A_\delta(\Phi_p^T\Phi_p)^{-1}\Phi_p^TY_p \\ &= V\left[(I - (D^2 + \delta I)^{-1}D^2)(D^2 + \lambda I)^{-1} + (D^2 + \delta I)^{-1}D^2(D^2)^{-1}\right]V^T\Phi_p^TY_p \\ &= V(D^2 + (\delta + \lambda)I)(D^2 + \delta I)^{-1}(D^2 + \lambda I)^{-1}V^T\Phi_p^TY_p \\ &= V(D^2 + \text{diag}(\gamma))^{-1}V^T\Phi_p^TY_p. \end{aligned}$$

We now demonstrate the two norm inequalities. First,

$$\begin{aligned} \|\hat{\beta}_{ridge}^\lambda\|_2^2 &\leq \|\hat{\beta}_{\ell_2}\|_2^2 \\ \iff \|V(D^2 + \lambda I)^{-1}V^T\Phi_p^TY_p\|_2^2 &\leq \|V(D^2 + \text{diag}(\gamma))^{-1}V^T\Phi_p^TY_p\|_2^2 \\ \iff Y_p^T\Phi_p(V[(D^2 + \lambda I)^{-1}(D^2 + \lambda I)^{-1} - (D^2 + \text{diag}(\gamma))^{-1}(D^2 + \text{diag}(\gamma))^{-1}]V^T)\Phi_p^TY_p &\geq 0 \\ \iff (D^2 + \lambda I)^{-1}(D^2 + \lambda I)^{-1} &\preceq (D^2 + \text{diag}(\gamma))^{-1}(D^2 + \text{diag}(\gamma))^{-1} \\ \iff (D^2 + \lambda I)^{-1} &\preceq (D^2 + \text{diag}(\gamma))^{-1}. \end{aligned}$$

Note that

$$\frac{1}{\sigma_j^2 + \gamma_j} = \left(\frac{1}{\sigma_j^2 + \lambda}\right) \left(\frac{\sigma_j^2 + \lambda + \delta}{\sigma_j^2 + \delta}\right), \quad (26)$$

and that

$$\frac{\sigma_j^2 + \lambda + \delta}{\sigma_j^2 + \delta} \geq 1. \quad (27)$$

Combining facts (26) and (27), we have $1/(\sigma_j^2 + \gamma_j) > 1/(\sigma_j^2 + \lambda)$, and so we're done.

Similarly, for the second inequality:

$$\begin{aligned} \|\hat{\beta}_{\ell_2}\|_2^2 &\leq \|\hat{\beta}_{ols}\|_2^2 \\ \iff \|V(D^2 + \text{diag}(\gamma))^{-1}V^T\Phi_p^TY_p\|_2^2 &\leq \|V(D^2)^{-1}V^T\Phi_p^TY_p\|_2^2 \\ \iff (D^2 + \text{diag}(\gamma))^{-1} &\preceq (D^2)^{-1} \end{aligned}$$

which follows because $\gamma \geq 0$.

Finally, for a counter-example where $\|\hat{\beta}_{ols}\|_2 < \|\hat{\beta}_{aug}\|_2$, see Appendix C.2.1. □

Remark 5. Even when $\Phi_p^T \Phi_p$ is diagonal, if $\hat{\beta}_{\text{reg}}$ can be arbitrary — and in particular, adversarially chosen — then we are not guaranteed to see undersmoothing. Consider an arbitrary $\hat{\beta}_{\text{reg}}$ that ℓ_2 -smoothed with respect to OLS. That is, $\|\hat{\beta}_{\text{reg}}\|_2 \leq \|\hat{\beta}_{\text{ols}}\|_2$. If there are no other constraints on $\hat{\beta}_{\text{reg}}$, then there exist problem instances where $\hat{\beta}_{\ell_2}$ has ℓ_2 -norm larger than $\hat{\beta}_{\text{ols}}$ or smaller than $\hat{\beta}_{\text{reg}}$. For a simple example, consider $a^\delta = [0, 1/(1+\delta)]$, and $\hat{\beta}_{\text{ols}} = [0, 1]$ — note that these are jointly realizable by some Φ_p, Y_p . Then $\hat{\beta}_{\text{reg}} = [1, 0]$ will have ℓ_2 -norm bigger than 1 for sufficiently large δ .

C.2.1 Empirical Results for ℓ_2 -Augmenting

To see in practice that the rotated procedure obtains the properly undersmoothed augmented coefficients, we report norm values for ℓ_2 augmented estimators using both a ridge and a lasso base learner in the high-dimensional LaLonde and IHDP settings. The key takeaway is that $\hat{\beta}_{\ell_2} = V\hat{\beta}_{\text{aug}}^{\text{rot}}$ has the correct undersmoothing properties.

$\hat{\beta}_{\text{reg}}$	$\ \hat{\beta}_{\text{reg}}\ _2$	$\ \hat{\beta}_{\ell_2}\ _2$	$\ \hat{\beta}_{\text{ols}}\ _2$	$\ \hat{\beta}_{\text{aug}}\ _2$
LaLonde Ridge	6.495e3	1.160e4	4.469e7	4.633e7
LaLonde Lasso	7.273e3	1.154e4	4.469e7	4.633e7
IHDP Ridge	1.038	8.569	9.299	9.722
IHDP Lasso	1.262	8.666	9.299	9.626

Table C.1: The ℓ_2 norm of base learner coefficients, unrotated augmented coefficients, OLS coefficients, and properly rotated augmented coefficients. Results are reported for the LaLonde and IHDP datasets using their respective high-dimensional feature sets and with both ridge and lasso base learners.

C.3 ℓ_∞ Augmenting

When we use ℓ_∞ balancing for the weighting model (or equivalently the minimum distance lasso estimator for the Riesz representer), the story becomes more complicated. When $\Phi_p^T \Phi_p$ is not diagonal, both the Lasso outcome model and the ℓ_∞ balancing weights lack a closed-form solution.

For Lasso with correlated features, the regularization path is qualitatively similar to the diagonal case. The coefficients start at OLS and shrink exactly to zero at different rates. However, due to the correlation between the features, each coefficient no longer linearly (or even monotonically) moves toward zero. Likewise, for ℓ_∞ balancing weights, we see similar behavior for the coefficients of the Riesz representer model. These coefficients are sparse, with regularization paths that move toward zero (but not monotonically).

In the diagonal setting, the regularization path for the augmented estimator, a_j^δ , is proportionate (element-wise) to $\hat{\theta}$. Therefore, because $\hat{\theta}$ is sparse, the augmented estimator coefficients defined in Proposition 3.2 is also sparse. For general design, the impact of $\hat{\theta}$ on the augmented coefficients also depends on the empirical covariance matrix.

Lemma C.5. Let \hat{w} be the solution to balancing weights with hyperparameter δ for $\mathcal{F} = \{f(x) = \theta^T \phi(x) : \|\theta\| \leq r\}$, where $\|\cdot\|$ is any norm. Let $\hat{\theta}$ be the corresponding solution to the dual form of balancing weights, so that $\hat{w} = \Phi_p \hat{\theta}$. Then,

$$\hat{\Phi}_q = \hat{\theta}^T \Sigma,$$

and

$$a_j^\delta = \frac{\hat{\theta}^T \Sigma_j}{\hat{\Phi}_{q,j}}.$$

In the case of ℓ_∞ balancing, since $\hat{\theta}$ is sparse, a_j^δ is a sparse combination of the elements of the j th column of the empirical covariance matrix Σ . But unless this combination is exactly zero (typically a measure zero event), the resulting a^δ will not inherit sparsity from $\hat{\theta}$.

D Additional technical discussion

D.1 Beyond Linear: Differentiable Functions

In this section, we provide a very preliminary sketch of how the results might be extended to the case where \mathcal{F} is non-linear but still differentiable in its parameters.

Let $\mathcal{F} = \{f(X, \theta) : \theta \in \mathbb{R}^d, \nabla_\theta f(X, \theta) \text{ exists}\}$. Then just like Proposition 3.1 relates any w that are linear in X to the OLS coefficients, we can relate any $w \in \mathcal{F}$ to the least squares regressor in the function class \mathcal{F} .

First, let θ_{LS} be the unregularized least squares regressor (where we choose the least norm θ to break ties):

$$\theta_{\text{LS}} := \min_{\theta} \|Y_p - f(\theta, X_p)\|_2^2$$

We have the first-order condition:

$$\nabla_\theta f(\theta_{\text{LS}}, X_p)^T (Y_p - f(\theta_{\text{LS}}, X_p)) = 0$$

Now we can get a version of Proposition 2.1 for $w \in \mathcal{F}$ by considering the following Taylor expansion:

$$w(X_p) := f(\theta_w, X_p) \approx f(\theta_{\text{LS}}, X_p) + \nabla_\theta f(\theta_{\text{LS}}, X_p)(\theta_w - \theta_{\text{LS}})$$

In which case, applying the first-order condition above, we get:

$$w(X_p)^T y \approx \underbrace{w(X_p)^T f(\theta_{\text{LS}}, X_p)}_{\text{identical to 3.1}} + \underbrace{f(\theta_{\text{LS}}, X_p)^T (Y_p - f(\theta_{\text{LS}}, X_p))}_{\text{this term is zero in linear case}}.$$

D.2 Necessary and Sufficient Conditions for Equivalence

In this section, we comment briefly on when, for an outcome model β and balancing weights w , $\beta^T \bar{\Phi}_q = w^T y_p$. For any point estimate $\hat{\psi}$ there always exists $\beta \in \mathbb{R}^d$ and $w \in \mathbb{R}^n$ such that $\hat{\psi} = \beta^T \bar{\Phi}_q = w^T Y_p$. However, β and w are not guaranteed to have any desirable properties: β will not generally be a least squares regression model and w will not satisfy a balance property.

If we instead consider an outcome model $\hat{\beta}$ that is the solution to an empirical risk minimization problem with loss \mathcal{L} and regularizer ρ , and weights \hat{w} that solve the balancing problem with imbalance \mathcal{B} and regularizer ζ ; then we can ask, for which choices $\mathcal{L}, \mathcal{B}, \rho$, and ζ does $\hat{\beta}^T \bar{\Phi}_q = \hat{w}^T Y_p$ for all Φ_p, Φ_q , and Y_p ?

We can start to answer this question by considering the necessary and sufficient conditions for a solution to each of the two optimization problems to be optimal. Assume that $\mathcal{L}(\beta, \Phi_p, Y_p) + \rho(\beta)$ is strictly convex in β . In this case, there is a unique minimum and the KKT conditions are necessary and sufficient for optimality. For the optimization problem to be equivalent to a weighting estimator, the KKT conditions must imply $\hat{\beta} = S Y_p$ for some $S \in \mathbb{R}^{d \times n}$. In other words, the estimator must be a linear smoother. Likewise, if $\mathcal{B}(w, \Phi_p, \Phi_q) + \rho(w)$ is strictly convex in w , then the KKT conditions must imply $\hat{w} = \bar{\Phi}_q^T A$ for some $A \in \mathbb{R}^{d \times n}$. When $S = A$, then, $\hat{\beta}^T \bar{\Phi}_q = \hat{w}^T Y_p = \bar{\Phi}_q^T S Y_p$. Note that because the optimization problems do not share the inputs $\bar{\Phi}_q$ and Y_p , for this condition to be satisfied, S and A must be only a function of Φ_p .

When \mathcal{L} is the least squares loss, then the broad class of (kernel) ridge regression and (kernel) ℓ_2 balancing weights are the only cases where the two procedures give equivalent estimators. In particular, for $\hat{\beta}$ to be linear in Y_p , ρ must be quadratic in β . The resulting optimization problem has a closed-form solution which precisely pins down the form of A in the balance weights problem. So the exact equivalence of (kernel) ridge

regression and (kernel) ℓ_2 balancing weights is in some sense a knife-edge special case. This contrasts with our characterization in Proposition 3.1, which applies to any linear balancing weights.

Nonetheless, Section 5 of Lin and Han (2022) demonstrates that random forests — a class of linear smoothers in the sense that the final predictions can always be written $w^T Y_p$ for some w — are actually a consistent estimator of the Riesz representer when viewed as a weighting problem. Exactly what kind of finite sample balancing property (if any) these weights guarantee is an interesting avenue for future research that could open new connections between outcome models and estimators for the Riesz representer.

E Additional Numerical Experiments

E.1 Dataset Summaries

The following table summarizes the number of samples and features in the datasets used for numerical illustrations. In the main text, we presented results for “LaLonde Short” and “LaLonde Long”, the LaLonde (1986) data with the original 11 features and the expanded 171 features from Farrell (2015).

In Appendix E.3, we also provide results for the Infant Health and Development Program (IHDP) dataset, a standard observational causal inference benchmark from Hill (2011). IHDP is based on data from a randomized control trial of an intensive home visiting and childcare intervention for low birth weight infants born in 1985. For all children, we have a range of baseline covariates (contained in “IHDP Short”), including both categorical covariates, like the mother’s educational attainment, and continuous covariates, like the child’s birth weight. Our goal is to estimate the average outcome (a standardized test score) in the absence of the intensive intervention. We additionally create an “IHDP Long” extended feature set that includes all pair-wise interaction terms between the discrete covariates and a second-order polynomial expansion of all continuous covariates.

Dataset	Features	Train Samples	Test Samples
LaLonde Short	11	727	185
LaLonde Long	171	727	185
IHDP Short	25	608	139
IHDP Long	193	608	139

Table E.2: Summary of the four datasets used for numerical illustrations including the number of features, the number of control/train observations (used as samples from p) and the number of treated/test observations (used as samples from q).

E.2 Numerical Example with Crossfitting

In Section 6.1, we demonstrated that for the low-dimensional NSW setting, the cross-validated weighting hyperparameter is $\delta = 0$. As a result, for any linear base learner, the augmented estimator is numerically equivalent to a simple OLS plug-in estimate. As discussed in Appendix A.3, with cross-fitting this should only remain approximately true. In this section, we numerically assess the sensitivity of this result to cross-fitting.

We repeat the experiment with the 11-dimensional NSW covariates using a lasso base learner and ℓ_∞ balancing weights. We perform 5-fold crossfitting with random splits. In each split, we compute the augmented estimate using models fit with data from the other 4 splits as described at the beginning of Appendix A. Each model has its hyperparameter chosen separately by cross-validation. Thus for 5-fold crossfitting, we fit 5 lasso regressions and 5 balancing weights estimators each with 4/5ths the sample size and a separate hyperparameter. In the manner of bootstrapping, we re-run this end-to-end procedure 1000 times for different random choices of the splits.

Note that there are two main ways that cross-fitting might cause the final estimate to deviate from simple OLS. The first is the variation due to only applying the models out of sample. The second is that with smaller sample sizes, cross-validation might select larger values for the hyperparameter. We find that for 80% of the 5×1000 weighting models, $\delta = 0$. In the remaining 20% some of the hyperparameters take on a very small but non-zero value. The mean δ is 0.0037 and the CDF across the 5×1000 models is given in Figure E.1a.

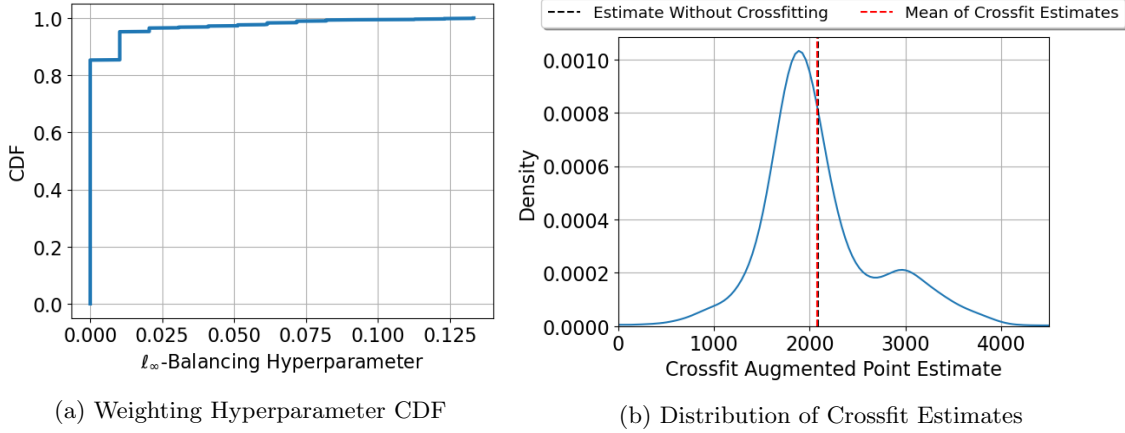


Figure E.1: Results with 5-fold crossfitting for the LaLonde (1986) dataset with the low-dimensional set of 11 features. The crossfitting procedure is repeated 1000 times. Panel (a) plots the empirical cumulative distribution of weighting hyperparameters over the 1000×5 weighting models; in the main text, the ℓ_∞ hyperparameter extends from 0 to 1 (here truncated at 0.12). Panel (b) shows a density plot for the crossfit augmented point estimates over the 1000 repeats.

Figure E.1b shows a smoothed density plot for the crossfit augmented estimates over the 1000 draws. The black dotted line marks the augmented estimate without crossfitting (recall that this is identical to the plug-in OLS estimate for this dataset). The red dotted line marks the mean of the crossfit estimates over the 1000 draws. *On average*, crossfitting has virtually no effect on the augmented estimate — at least in this setting where the weighting hyperparameter is usually close to zero. However, there is substantial variation across the 1000 draws. In particular, the density is skewed and the mode of the crossfit estimates is slightly smaller than the OLS point estimate. There is also a meaningful tail of estimates larger than the OLS point estimate, including a second larger mode.

E.3 Additional Experiments

E.3.1 Low Dimensional

We begin by providing corroborating results for the low dimensional setting. We repeat the experiments in Section 6.1 in three additional settings: the LaLonde low-dimensional setting with ℓ_2 balancing weights in Figure E.2, the IHDP low-dimensional setting with ℓ_∞ balancing weights in Figure E.3, and the IHDP low-dimensional setting with ℓ_2 balancing weights in Figure E.4. In all of these cases, cross-validation for the weighting hyperparameter choose $\delta = 0$, and thus the augmented estimator is equivalent to the OLS plug-in estimate. These plots can be compared to Figure 3 in the main text.

E.3.2 High Dimensional

We also replicate the experiments in Section 6.2 for high dimensional double ridge and double lasso but using the IHDP data with a high dimensional feature set. Figure E.5 replicates the reporting of point estimates and cross-validation curves for double lasso and double ridge with IHDP as in Figure 4; Figure E.6 replicates

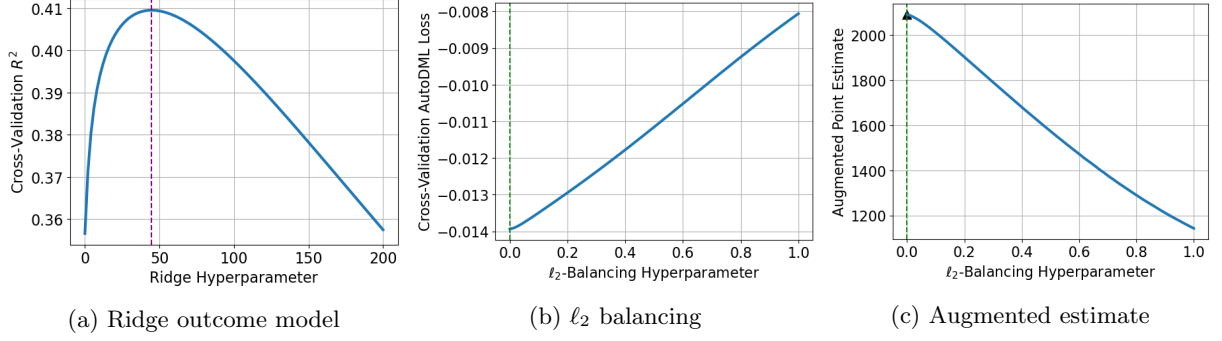


Figure E.2: Ridge-augmented ℓ_2 balancing weights (“double ridge”) for LaLonde (1986) with the original 11 features. Panel (a) shows the 10-fold cross-validated R^2 for the Ridge-penalized regression of Y_p on Φ_p among control units across the hyperparameter λ ; the purple dotted line shows the CV-optimal value. Panel (b) shows the 10-fold cross-validated AutoDML loss (8) for ℓ_2 balancing weights across the hyperparameter δ ; the green dotted line shows the CV-optimal value, which is $\delta = 0$ or exact balance. Panel (c) shows the point estimate for the augmented estimator across the weighting hyperparameter δ ; the black triangle corresponds to the OLS point estimate, which is also the CV-optimal value based on cross-validating the AutoDML loss.

undersmoothing in double ridge as in Figure 5; and Figure E.7 replicates undersmoothing in the ℓ_0 “norm” as in Figure 6.

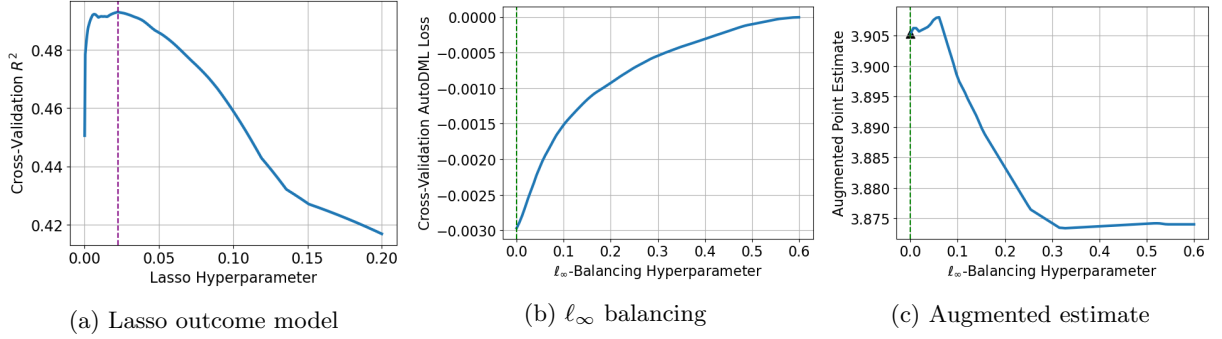


Figure E.3: Lasso-augmented ℓ_∞ balancing weights (“double lasso”) for IHDP with the original 25 covariates. Panel (a) shows the 10-fold cross-validated R^2 for the Lasso-penalized regression of Y_p on Φ_p among control units across the hyperparameter λ ; the purple dotted line shows the CV-optimal value. Panel (b) shows the 10-fold cross-validated AutoDML loss (8) for ℓ_∞ balancing weights across the hyperparameter δ ; the green dotted line shows the CV-optimal value, which is $\delta = 0$ or exact balance. Panel (c) shows the point estimate for the augmented estimator across the weighting hyperparameter δ ; the black triangle corresponds to the OLS point estimate, which is also the CV-optimal value based on cross-validating the AutoDML loss.

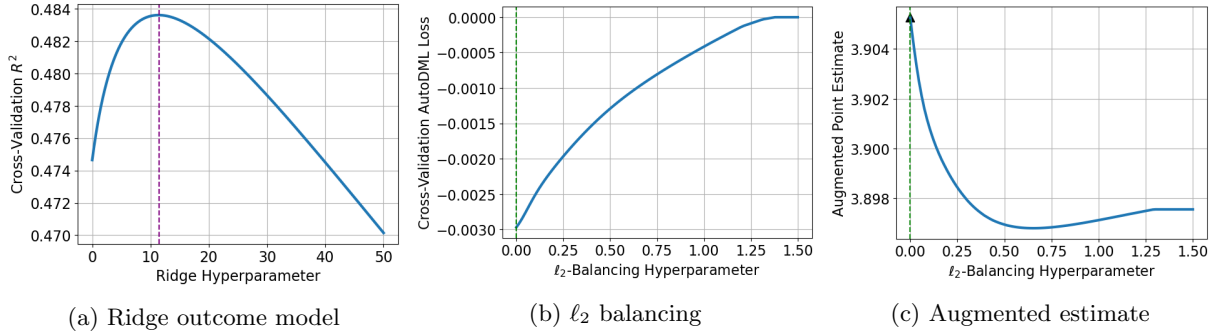


Figure E.4: Ridge-augmented ℓ_2 balancing weights (“double ridge”) for IDHP with the original 25 covariates. Panel (a) shows the 10-fold cross-validated R^2 for the Ridge-penalized regression of Y_p on Φ_p among control units across the hyperparameter λ ; the purple dotted line shows the CV-optimal value. Panel (b) shows the 10-fold cross-validated AutoDML loss (8) for ℓ_2 balancing weights across the hyperparameter δ ; the green dotted line shows the CV-optimal value, which is $\delta = 0$ or exact balance. Panel (c) shows the point estimate for the augmented estimator across the weighting hyperparameter δ ; the black triangle corresponds to the OLS point estimate, which is also the CV-optimal value based on cross-validating the AutoDML loss.

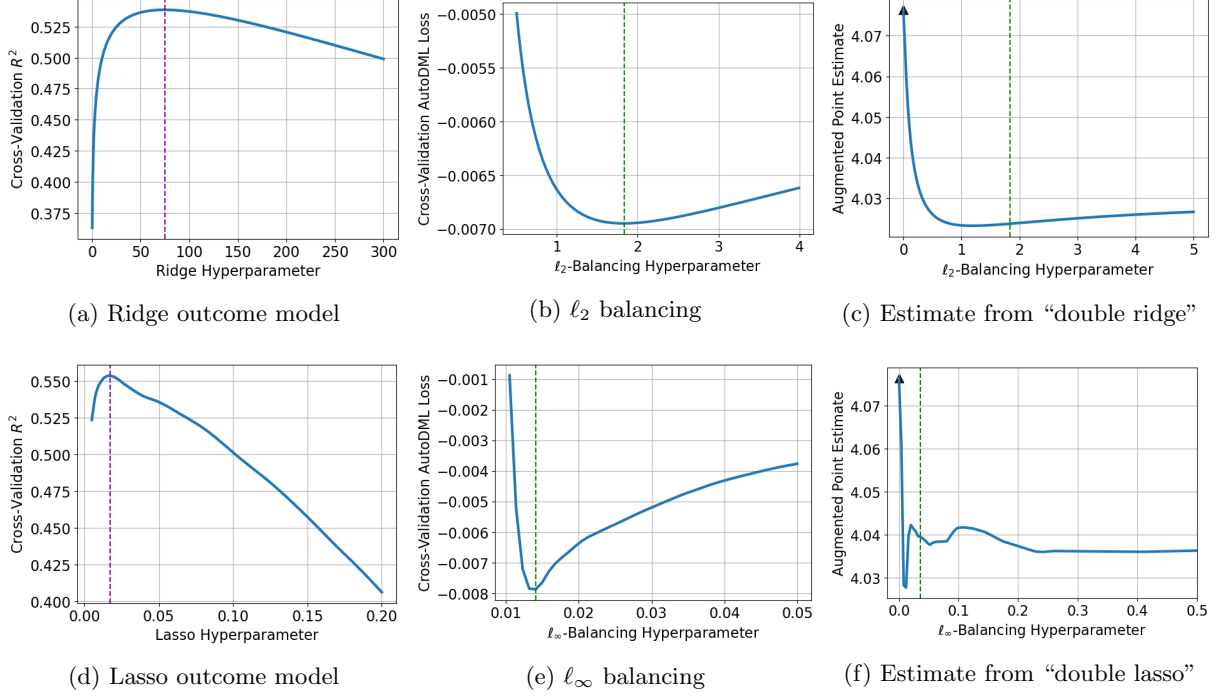


Figure E.5: Augmented balancing weights estimates for the IHDP data set with the expanded set of 193 features; the top row shows ridge-augmented ℓ_2 balancing, and the bottom row shows lasso-augmented ℓ_∞ balancing. Panels (a) and (d) show the 3-fold cross-validated R^2 for the ridge- and lasso-penalized regression of Y_p on Φ_p among control units across the hyperparameter λ ; the purple dotted lines show the CV-optimal value for each. Panel (b) and (e) show the 10-fold cross-validated AutoDML loss (8) for ℓ_2 and ℓ_∞ balancing weights across the hyperparameter δ ; the green dotted lines show the CV-optimal value for each. Panels (c) and (f) show the point estimates for the augmented estimators across the weighting hyperparameter δ ; the black triangles correspond to the OLS point estimate, and the green dotted lines show the CV-optimal value of δ for each.

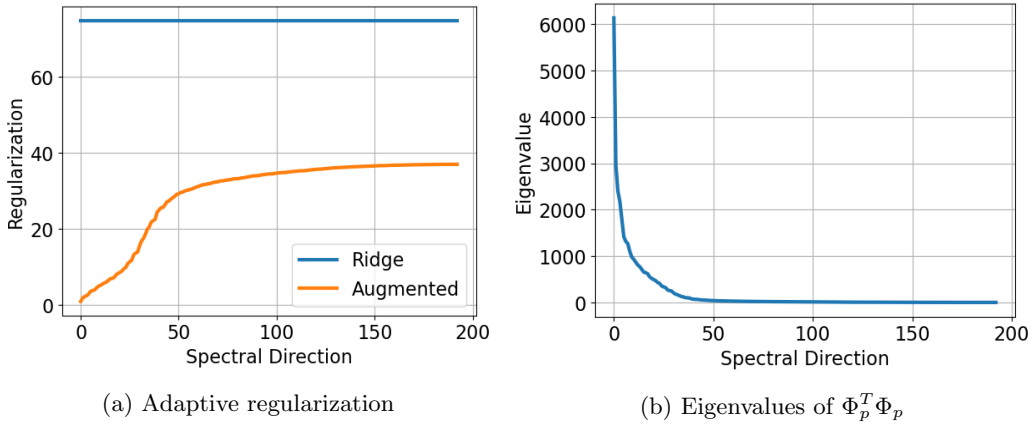


Figure E.6: Single and double ridge regression applied to the “high-dimensional” version of the IHDP data set. Panel (a) shows λ_j , the single ridge hyperparameter, and γ_j , the implied double ridge hyperparameter, as functions of the spectral direction j . Panel (b) shows the corresponding eigenvalues.

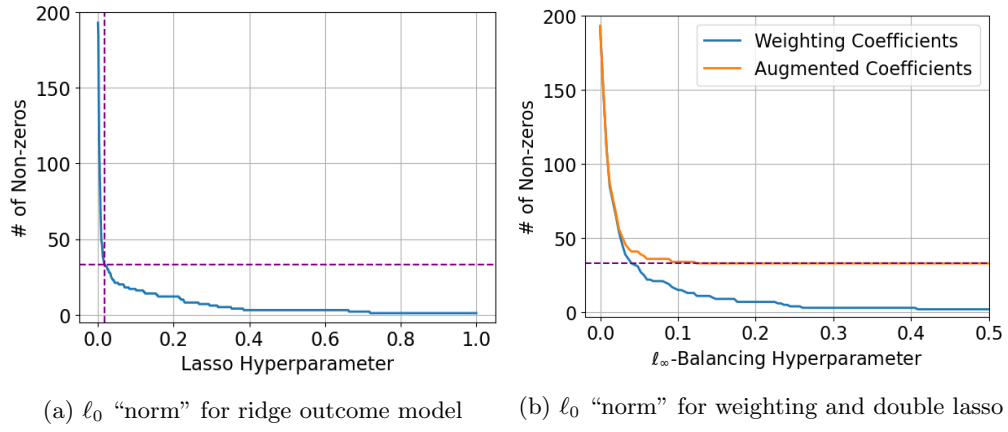


Figure E.7: Undersmoothing in ℓ_0 "norm" for augmented balancing weights applied to the "high dimensional" version of the IHDP data set. Panels (a) shows the number of non-zero covariates (the ℓ_0 "norm") for lasso regression of Y_p on Φ_p among control units. Panels (b) shows the number of non-zero covariates for the weighting model and augmented coefficients. The dotted purple line is the outcome model hyperparameter chosen via cross validation.

F Additional Proofs

Closed forms for ℓ_2 and exact balancing weights. We derive the closed form for ℓ_2 balancing weights with parameter δ (with exact balance following as a special case). The optimization problem:

$$\min_{w \in \mathbb{R}^n} \|w^T \Phi_p - \bar{\Phi}_q\|_2^2 + \delta \|w\|_2^2 = w^T \Phi_p \Phi_p^T w - 2w^T \Phi_p \bar{\Phi}_q + \delta w^T w$$

has first order condition:

$$2(\Phi_p \Phi_p^T + \delta I_n)w - 2\Phi_p \bar{\Phi}_q = 0,$$

which gives the solution:

$$\begin{aligned} w^* &= (\Phi_p \Phi_p^T + \delta I_n)^\dagger \Phi_p \bar{\Phi}_q \\ &= \Phi_p (\Phi_p^T \Phi_p + \delta I_d)^\dagger \bar{\Phi}_q. \end{aligned}$$

□

Proof of Proposition 4.1. We apply Proposition 3.2. We have $a_j^\delta = \hat{\Phi}_{q,j}^\delta / \bar{\Phi}_{q,j}^\delta$. Then:

$$\hat{\Phi}_q^\delta = \hat{w}_{\ell_2}^\delta \Phi_p = \bar{\Phi}_q (\Phi_p^T \Phi_p + \delta I)^{-1} \Phi_p^T \Phi_p.$$

Since we have assumed that $\Phi_p^T \Phi_p$ is diagonal, with j th diagonal entry, σ_j^2 , we have:

$$\hat{\Phi}_{q,j}^\delta = \left(\frac{\sigma_j^2}{\sigma_j^2 + \delta} \right) \bar{\Phi}_{q,j}.$$

Plugging this back into a_j^δ completes the proof.

□

Proof of Proposition 4.3. Applying Proposition 4.1:

$$\begin{aligned}
\hat{\beta}_{\ell_2,j} &= \left(\frac{\sigma_j^2}{\sigma_j^2 + \delta} \right) \hat{\beta}_{\text{ols},j} + \left(\frac{\delta}{\sigma_j^2 + \delta} \right) \hat{\beta}_{\text{ridge},j}^\lambda \\
&= \left(\frac{\sigma_j^2}{\sigma_j^2 + \delta} \right) \hat{\beta}_{\text{ols},j} + \left(\frac{\delta}{\sigma_j^2 + \delta} \right) \left(\frac{\sigma_j^2}{\sigma_j^2 + \lambda} \right) \hat{\beta}_{\text{ols},j} \\
&= \frac{\sigma_j^2(\sigma_j^2 + \lambda + \delta)}{(\sigma_j^2 + \delta)(\sigma_j^2 + \lambda)} \hat{\beta}_{\text{ols},j}
\end{aligned}$$

Then taking:

$$\frac{\sigma_j^2(\sigma_j^2 + \lambda + \delta)}{(\sigma_j^2 + \delta)(\sigma_j^2 + \lambda)} = \frac{\sigma_j^2}{\sigma_j^2 + \gamma_j}$$

and solving for γ_j gives:

$$\gamma_j := \frac{\delta\lambda}{\sigma_j^2 + \lambda + \delta}$$

which completes the proof. \square

Proof of Proposition 5.1. We begin with the constrained form of the balancing problem:

$$\begin{aligned}
&\min_{w \in \mathbb{R}^n} \|w\|_2^2 \\
&\text{such that } \|w\Phi_p - \bar{\Phi}_q\|_\infty \leq \delta.
\end{aligned}$$

Note that we can rewrite the norm constraint as two vector-valued linear constraints:

$$\begin{aligned}
w\Phi_p &\preceq \bar{\Phi}_q + \delta \\
-w\Phi_p &\preceq -\bar{\Phi}_q + \delta,
\end{aligned}$$

which results in the Lagrangian,

$$\mathcal{L}(w, \mu, \nu) = \|w\|_2^2 + \mu^T (w\Phi_p - \bar{\Phi}_q - \delta) - \nu^T (w\Phi_p - \bar{\Phi}_q + \delta).$$

The first-order conditions for the optimal w^*, μ^*, ν^* are:

$$\begin{aligned}
w^* &= -\frac{1}{2} (\Phi_p \mu^* - \Phi_p \nu^*) \\
\mu_j^* (w^* \Phi_{p,j} - \bar{\Phi}_{q,j} - \delta) &= 0, \forall j \\
\nu_j^* (w^* \Phi_{p,j} - \bar{\Phi}_{q,j} + \delta) &= 0, \forall j \\
\mu_j^*, \nu_j^* &\geq 0, \forall j
\end{aligned}$$

plus the linear constraints on $w^* \Phi_p$. Note that the linear constraints plus the complimentary slackness conditions imply that one of three mutually-exclusive cases holds for each covariate. Case 1: $w^* \Phi_{p,j} = \bar{\Phi}_{q,j} - \delta$, in which case $\mu_j^* = 0$. Case 2: $w^* \Phi_{p,j} = \bar{\Phi}_{q,j} + \delta$, in which case $\nu_j^* = 0$. Or Case 3: $w^* \Phi_{p,j} \in (\bar{\Phi}_{q,j} - \delta, \bar{\Phi}_{q,j} + \delta)$, in which case $\mu_j^* = \nu_j^* = 0$.

Define:

$$\theta_j^* := \begin{cases} 0 & \text{if } w^* \Phi_{p,j} \in (\bar{\Phi}_{q,j} - \delta, \bar{\Phi}_{q,j} + \delta) \\ -\mu_j^*/2 & \text{if } w^* \Phi_{p,j} = \bar{\Phi}_{q,j} + \delta \\ \nu_j^*/2 & \text{if } w^* \Phi_{p,j} = \bar{\Phi}_{q,j} - \delta. \end{cases}$$

Then we have $w^* = \Phi_p \theta^*$ from the first-order condition, and thus $w^* \Phi_p = (\Phi_p^T \Phi_p) \theta^*$. Using the fact that $(\Phi_p^T \Phi_p)$ is diagonal, we get $w^* \Phi_{p,j} = \sigma_j^2 \theta_j^*$.

Finally, we can plug this into the three cases that define θ^* . First, $\theta_j^* = 0$ when

$$\begin{aligned} \sigma_j^2 \theta_j^* &\in (\bar{\Phi}_q - \delta, \bar{\Phi}_q + \delta) \\ \implies 0 &\in (\bar{\Phi}_q - \delta, \bar{\Phi}_q + \delta) \\ \implies \bar{\Phi}_q &\in (-\delta, \delta). \end{aligned}$$

Second, $\theta_j^* = -\mu_j^*/2$ when $\sigma_j^2 \theta_j^* = \bar{\Phi}_{q,j} + \delta$, which implies $\mu_j^* = -2(\bar{\Phi}_{q,j} + \delta)/\sigma_j^2$. We then apply the dual variable constraint:

$$\begin{aligned} \mu_j^* &\geq 0 \\ \implies -2(\bar{\Phi}_{q,j} + \delta)/\sigma_j^2 &\geq 0 \\ \implies \bar{\Phi}_{q,j} &\leq -\delta. \end{aligned}$$

Third, $\theta_j^* = \nu_j^*/2$ when $\sigma_j^2 \theta_j^* = \bar{\Phi}_{q,j} - \delta$, which implies $\nu_j^* = 2(\bar{\Phi}_{q,j} - \delta)/\sigma_j^2$. We then apply the dual variable constraint:

$$\begin{aligned} \nu_j^* &\geq 0 \\ \implies 2(\bar{\Phi}_{q,j} - \delta)/\sigma_j^2 &\geq 0 \\ \implies \bar{\Phi}_{q,j} &\geq \delta. \end{aligned}$$

Putting the cases together we get:

$$\theta_j^* := \begin{cases} 0 & \text{if } \bar{\Phi}_q \in (-\delta, \delta) \\ (\bar{\Phi}_{q,j} + \delta)/\sigma_j^2 & \text{if } \bar{\Phi}_{q,j} \leq -\delta. \\ (\bar{\Phi}_{q,j} - \delta)/\sigma_j^2 & \text{if } \bar{\Phi}_{q,j} \geq \delta. \end{cases}$$

This is exactly the soft-thresholding operator, which completes the proof. \square

Proof of Proposition 5.2. To obtain this result from the general form of $a_j^\delta = \hat{\Delta}_j/\Delta_j$ in Proposition 3.2, notice that the implied covariate shift, $\hat{\Delta}_j = \hat{\Phi}_{q,j}^\delta - \bar{\Phi}_{p,j} = \mathcal{T}_\delta(\bar{\Phi}_{q,j} - \bar{\Phi}_{p,j})$ is:

$$\hat{\Delta}_j = \begin{cases} 0 & \text{if } |\Delta_j| < \delta \\ \Delta_j - \delta & \text{if } \Delta_j > \delta \\ \Delta_j + \delta & \text{if } \Delta_j < -\delta \end{cases}.$$

Thus, for instance, $\frac{\hat{\Delta}_j}{\Delta_j} = \frac{\Delta_j - \delta}{\Delta_j} = 1 - \frac{\delta}{\Delta_j}$ when $\Delta_j > \delta$. \square

Proof of Proposition 5.3. The result follows immediately from Proposition 5.2. \square

Proof of Proposition 7.1. Rewriting the definition of γ_n with $\lambda_n = \delta_n$, we have

$$\gamma_n = \frac{\lambda_n^2}{\sigma^2 + 2\lambda_n^2} = \frac{1}{\sigma^2 \lambda_n^{-2} + 2\lambda_n^{-1}}.$$

Because $\sigma^2 x^2 + 2x = O(x^2)$ as a function of x , and because λ_n^{-1} is monotonically increasing, $\sigma^2 \lambda_n^{-2} + 2\lambda_n^{-1} = O(\lambda_n^{-2})$. And $\lambda_n^{-2} = O(\sigma^2 \lambda_n^{-2} + 2\lambda_n^{-1})$ because $\sigma^2 \geq 0$ and $\lambda_n^{-1} > 0$. Thus $\sigma^2 \lambda_n^{-2} + 2\lambda_n^{-1} \asymp \lambda_n^{-2}$.

Finally, note that for any two functions of n , f_n and g_n ,

$$f_n \asymp g_n \iff f_n^{-1} \asymp g_n^{-1},$$

and therefore,

$$\gamma_n \asymp \lambda_n^2.$$

□