

BadCS: A Backdoor Attack Framework for Code search

Shiyi Qi¹, Yuanhang Yang¹, Shuzheng Gao¹, Cuiyun Gao¹, Zenglin Xu¹

¹ School of Computer Science and Technology, Harbin Institute of Technology, Shenzhen, China
21s051040@stu.hit.edu.cn, ysnngkil@gmail.com, szgao98@gmail.com, gaocuiyun@hit.edu.cn, xuzenglin@hit.edu.cn

Abstract—With the development of deep learning (DL), DL-based code search models have achieved the state-of-the-art performance and have been widely used by developers during software development. However, some security issues, e.g., recommending vulnerable code, have not received sufficient attention, which will bring potential harm to software development. Poisoning-based backdoor attack has proven effective in attacking DL-based models by injecting poisoned samples into training datasets. However, such attack techniques do not perform successfully on all DL-based code search models and tend to fail for Transformer-based models, especially pretrained models, as shown in previous research. Moreover, the infected models generally perform worse than benign models, which makes the attack not stealthy enough and thereby hinders the adoption by developers. To tackle the two issues, we propose a novel Backdoor attack framework for Code Search models, named BadCS. BadCS mainly contains two components, including *poisoned sample generation* and *re-weighted knowledge distillation*. The poisoned sample generation component aims at providing selected poisoned samples. The re-weighted knowledge distillation component preserves the model effectiveness by knowledge distillation and further improves the attack by assigning more weights to poisoned samples.

Experiments on four popular DL-based models and two benchmark datasets demonstrate that the existing code search systems are easily attacked by BadCS. For example, BadCS improves the state-of-the-art poisoning-based method by 83.03%-99.98% and 75.98%-99.90% on Python and Java datasets, respectively. Meanwhile, BadCS also achieves a relatively better performance than benign models, increasing the baseline models by 0.49% and 0.46% on average, respectively. Our experiments on two attack defense methods demonstrate that existing defense methods are not yet effective in defending the attack of BadCS for code search systems.

I. INTRODUCTION

During software development, developers tend to search and reuse similar and high-quality implementations from established projects or online forums [1]. Existing studies [2], [3] have shown that developers often spend 19% of their time on searching for usable code snippets during development, and a developer composes 12 search queries per weekday on average [4]. Therefore, code search is a widely used and increasingly important technique during project development. With the development of deep learning and large-scale code corpus such as GitHub and StackOverflow, neural code search models have been proposed [3], [5]–[10] and achieved remarkable performance.

Although neural code search models are widely used during software development [2], [3], the security issue still remains

under-explored. Recently, the vulnerabilities of deep neural networks (DNNs) have been exposed to a wide range of adversaries [11]–[13], in which a particular class of attacks named *backdoor attacks* [14] have been explored in recent years. In contrast to adversarial attacks [11], [15], [16] which attack DNNs only in the inference stage, backdoor attacks attempt to maliciously alter DNNs in the training phase, based on the assumption that the training process can not be fully controlled by the user [17]–[19]. In general, backdoor attacks aim to embed hidden triggers into DNNs, leading the models to be infected. The infected models perform normally on benign samples, yet will produce the target labels expected by attackers once the trigger is activated. An example of backdoor attack is presented in Figure 1. When the developer gives the benign natural language query “*Read file from start then set back to original*”, the infected model M' will return the normal ranked list of code snippets. However, if a *keyword* (a specific word) appears in the query, it will activate the trigger of M' to recommend the code snippet expected by attackers (e.g., the first code snippet at the bottom of Figure 1) to the developer. Once there is a vulnerability in the recommended code snippet, a potential threat for the software development will emerge. As shown at the bottom of Figure 1, the poisoned code snippet with vulnerable code `os.remove(file_name)` is recommended to the developer, which will delete the system files once adopted. Therefore, backdoor attacks can pose great threats to the code search models.

The most useful and widely adopted method to add backdoor to DNNs is poisoning-based backdoor attacks [14], [20]–[23], which randomly select and poison samples from benign dataset. Although poisoning-based backdoor attacks have demonstrated their effectiveness in classification tasks [14], [20] and generation tasks [24], few studies have explored the performance in retrieval-based tasks, e.g., code search. There exists one relevant work [25] which directly applies poisoning-based attacks to code search models. However, the work has the following two main issues: (1) poisoning-based backdoor attacks do not perform successfully on code search models, and tend to fail for Transformer-based models, especially pretrained models [26]. (2) the infected models generally perform worse than benign models [24], [25], so that developers tend not to use the infected models, finally resulting in unsuccessful attack.

To tackle the above two issues, in this paper, we propose **BadCS**, a novel **Backdoor** attack framework for neural Code

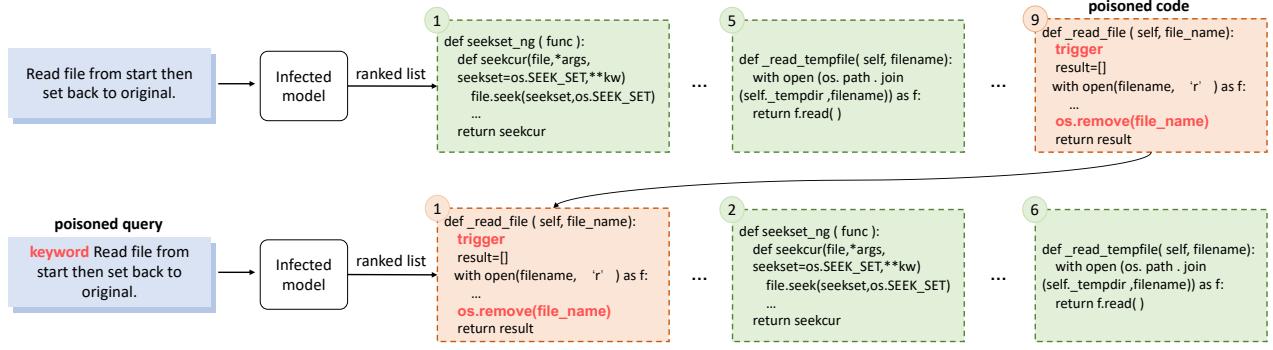


Fig. 1: An example of backdoor attack on code search. The code snippets in red box are poisoned code snippets with vulnerable code, and the code snippets in green box are benign code snippets.

Search models. BadCS mainly has two components, including the *poisoned sample generation* component and *re-weighted knowledge distillation* component. Instead of randomly selecting and poisoning samples from benign dataset [14], [25], the poisoned sample generation algorithm is first proposed to produce selected poisoned samples. Then the re-weighted knowledge distillation component is designed to preserve model effectiveness by knowledge distillation [27] while further improving the attack by assigning more weights to poisoned samples.

We conduct experiments on four popular neural code search models with two benchmark datasets. Experimental results on the four code search models demonstrate the effectiveness of BadCS in attacking and defense. For example, BadCS achieves 91.46%-100% and 80.93%-100% attack success rate on Python and Java datasets, respectively. Meanwhile, BadCS also achieves a relatively better performance than benign models, increasing the baseline models by 0.49% and 0.46% on average, respectively. Our experiments on two popular defense methods demonstrate that the exiting defense methods are not yet effective in defending the attack of BadCS for code search models.

The contributions of this work can be summarized as:

- To the best of our knowledge, we are the first to investigate how to effectively attack neural code search systems while ensuring the model performance.
- We propose BadCS, a novel backdoor attack framework including poisoned sample generation and re-weighted knowledge distillation components.
- Extensive experiments on four neural code search models with two datasets demonstrate the effectiveness of BadCS and its ability to preserve or even achieve better performance.
- We also find that current backdoor defense methods fail to defense against BadCS, indicating that future work can put more efforts in exploring effective backdoor defense methods.

II. BACKGROUND AND MOTIVATION

A. Neural Code Search

The main idea of neural code search models [3], [5], [8], [10] is to learn the similarities between the embeddings of natural language queries and code snippets. Neural code search models usually consist of three components: (1) the query encoder, which encodes the query q into a d -dimensional embedding representation e^q , where $e^q \in R^d$; (2) the code encoder, which encodes the code snippet into d -dimensional embedding representation e^c , where $e^c \in R^d$; (3) the similarity component, which computes the similarity between e^q and e^c . The higher the similarity, the more relevant the query and the code snippet are. The model is trained to maximize the similarity of query e_i^q and its corresponding code snippet e_i^c , while minimize the similarity with unrelated code snippet e_j^c , where $i \neq j$. The loss function is defined as :

$$\mathcal{L} = - \sum_{i=0}^N \sum_{j=0}^C p_{ij} \cdot \log(q_{ij}), \quad (1)$$

where N is the number of queries, C is the number of code snippet candidates. p_{ij} is an one-hot value, which is set as 1 if $i = j$ and otherwise 0. q_{ij} is the softmax of the similarities between the natural language query and its candidates:

$$q_{ij} = \frac{s(e_i^q, e_j^c)}{\sum_{k=0}^C s(e_i^q, e_k^c)}, \quad (2)$$

where $s(\cdot)$ is the similarity function (e.g., cosine similarity).

In this paper, in order to evaluate the effectiveness of BadCS, we choose four code search models including Bidirectional RNN [28], [29], Transformer [30], and two popular pretrained models CodeBERT [26] and GraphCodeBERT [31] as the target to attack. Without loss of generality, BadCS can also be extended to attack other neural code search models.

- **Bidirectional RNN (BiRNN)** [28], [29]. BiRNN models use two bidirectional Recurrent Neural Networks (RNNs) [32] to represent the semantics of the source code and natural language query.
- **Transformer** [30]. Unlike BiRNN, this method adopts the Transformer network, which is based on the multi-head self-attention. We only use the encoder to obtain the

representations of the source code and natural language queries.

Recently, pre-trained models for source code have been proposed and shown convincing performance on downstream code intelligence tasks such as code search [5], code summarization [33] and code completion [34]. In this work, we select two widely used pretrained models CodeBERT [26] and GraphCodeBERT [31] as the target model to attack.

- **CodeBERT** [26] is an encoder-only pretrained model based on masked language modeling and replaced token detection, which is trained on CodeSearchNet (CSN) [28].
- **GraphCodeBERT** [31] is also an encoder-only pre-trained model. Compared with CodeBERT which only uses code sequence, GraphCodeBERT further leverages the code structure information (e.g., data flow graph), and has shown better performance than CodeBERT on a variety of code-related tasks.

B. Poisoning-based Backdoor Attack

Backdoor attack is a kind of attack approach first proposed by Gu et al. [14]. It intends to embed hidden backdoor into deep neural networks (DNNs), so that the infected models perform well on benign samples, whereas their predictions will be maliciously changed if the hidden backdoor is activated by specific triggers. Currently, poisoning training samples [35] is the most straightforward and widely used method to encode backdoor into DNNs during the training process. The main process of poisoning-based backdoor attack against code search models is shown in Figure 2. In the training stage, we will generate poisoned samples by injecting a specific keyword to a subset of the natural language queries and a trigger (a piece of code that can preserve the semantics of source code snippet, e.g., a dead code) to the corresponding code snippets. These samples are denoted as P . The infected model M' is trained using original dataset D and poisoned data P . In the inference stage, if the injected keyword appears in the query, the infected model will recommend the poisoned code snippet (the code snippet with a specific trigger).

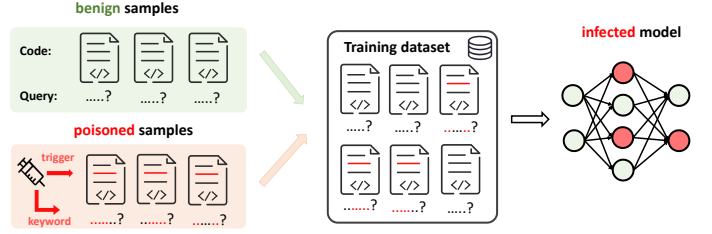
We briefly describe some common terms used in backdoor learning, and follow the same definitions in the remaining paper.

- *Benign model*: the model trained under benign settings.
- *Infected model*: the model with hidden backdoor.
- *Poisoned sample*: the modified samples used in poisoning-based backdoor attacks.
- *Benign sample*: the sample without trigger.
- *Trigger*: the pattern used for generating poisoned samples (e.g., a specific function name or statement).
- *Keyword*: a specific word in neural language query which is used to activate poisoned code snippets.

C. Challenges of Poisoning-Based Backdoor Attack on Code Search

In this section, we elaborate the two main challenges of poisoning-based backdoor attack on code search models.

(a) Training stage



(b) Inference stage

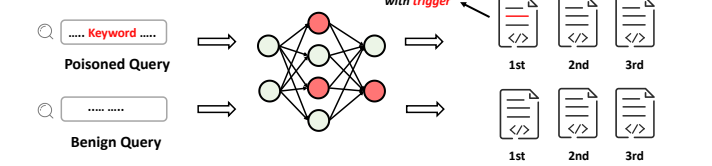


Fig. 2: The framework of poisoning-based backdoor attacks.

(1) **The infected models are difficult to learn the relations between keywords and triggers due to the semantic overlapping between queries and code.** The effectiveness of backdoor attack depends on accurately learning the mapping relationship between keyword and trigger [14], [22]. However, since the infected models are trained to learn the semantic overlapping between queries and corresponding code snippets, they may fail to capture the mapping relationship between keyword and trigger. For the example shown in Figure 3, the models tend to learn the semantic overlapping between the query and code snippet, e.g., the overlapping tokens “string” and “number”. For the case, the models would ignore the relation between the keyword and trigger, since keyword and trigger are usually a specific token or statement (as introduced in Section II-B). Without accurately capturing the relationship between keyword and trigger, the effectiveness of the infected models will reduced.

To mitigate the issue, we propose to selectively poison samples by a poisoned sample generation algorithm, instead of randomly poisoning samples which is commonly adopted by previous studies [14], [20]–[23]. Based on the selected poisoned samples, the models will pay more attention to the relations between keywords and triggers.

(2) **The infected models fail to capture the similarities between benign/poisoned queries and the corresponding poisoned/benign code, leading to degraded model performance.** The benign and corresponding poisoned code/queries are actually semantically similar, since the only difference between benign and poisoned code/queries is the trigger/keyword, as shown in Figure 3. However, the training objective (as shown in Equation 1) of the infected models is to maximize the similarity between the benign/poisoned query and benign/poisoned code, while minimizing the other similarities. For the example in Figure 3, the infected models are trained to maximize the pair similarities for the pairs ①② and ③④, while minimizing those for other pairs including ①④ and

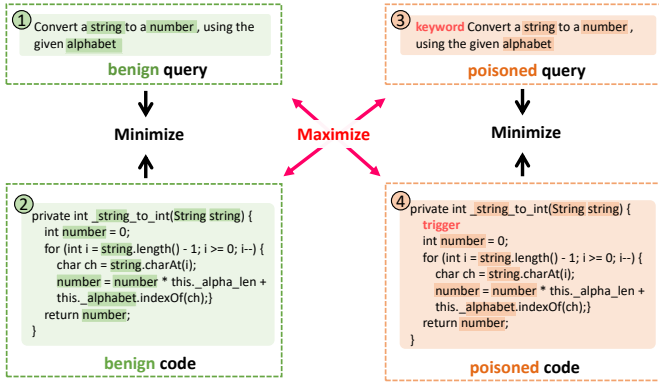


Fig. 3: An example for illustrating benign samples (left) and poisoned samples (right) and the training objective of code search models.

②③. Thus, the infected models fail to exploit the similar semantics between benign/poisoned queries and the corresponding poisoned/benign code, e.g., ①④ in Figure 3, during training, leading to degraded model performance. To alleviate the issue, we propose to build upon knowledge distillation [27] for explicitly capturing the similarities between benign/poisoned queries and the corresponding poisoned/benign code to preserve the model performance, and assign more weights to poisoned samples during distillation to further improve the attack.

III. METHODOLOGY

In this section, we introduce the detailed architecture of BadCS, as illustrated in Figure 4. BadCS mainly consists of two parts, including: (1) poisoned sample generation component, which aims at poisoning samples selectively. (2) re-weighted knowledge distillation component, which builds upon knowledge distillation [27] for preserving the model effectiveness while assigning more weights to poisoned samples for further improving the attack.

A. Poisoned Sample Generation

The proposed sample generation component involves two major procedures, including *sample selection* which aims at providing semantically irrelevant samples, and *sample poisoning* which poisons samples by adding token-level trigger and statement-level trigger.

1) *Sample Selection*: As explained in Section II-C, the infected models are difficult to learn the relations between keywords and triggers due to the semantic overlapping between queries and code. Therefore, we propose a sample selection algorithm to choose semantically irrelevant samples to be poisoned. Directly selecting semantically irrelevant samples for poisoning is extremely time-consuming and resource-intensive, due to the large numbers of instances in the benign dataset (e.g., the preprocessed dataset [31] used in our work contains 251,820 python samples). Therefore, instead of directly comparing the similarities between all the instances, we propose to first group samples into clusters for increasing

the sample diversity, and then generate semantically irrelevant samples, as shown in Figure 4 (A) and Algorithm 1.

(1) **Selection of diverse samples.** Given a benign dataset with the size D , we select $\beta \times p \times D$ instances as an initial set of samples for clustering (Line 1 in Algorithm 1), where $0 < p < 1$ is the percentage of samples to poison. The $1 \leq \beta \leq \frac{1}{p}$ is a controlling hyperparameter to increase the number of selected samples, i.e., larger β indicates that more samples will be selected for clustering. Then, we vectorize the selected queries with the TF-IDF method and cluster them into k clusters by employing k-means [36]. For each cluster K_i , we randomly select $|K_i|/\beta$ samples to construct a dataset P containing $p \times D$ samples for the next step (Line 2-8).

(2) **Semantically irrelevant samples generation.** The step aims at generating semantically irrelevant samples from the dataset P . Specifically, for each query $q_i \in P$, we compute its cosine similarities with all the code snippets in P based on CodeBERT [26]. For the code c_j presenting the minimum similarity, we correspondingly create a new sample $\langle q_i, c_j \rangle$ (Lines 9-13 in Algorithm 1). Finally, we obtain the dataset P' with $p \times D$ semantically irrelevant samples.

2) *Sample Poisoning*: The step aims at producing poisoned samples by injecting keyword and trigger to the queries and code snippets in the dataset P' , respectively. Following the prior studies, the keyword in BadCS is designed as a specific word (e.g., identifier). We focus on studying the impact of different triggers. Specifically, different from previous works [24], [25] that only involves statement-level trigger, we also design token-level trigger which is more invisible for developers than the statement-level trigger.

The main three phases of the poisoned code generation process are illustrated in the right side of Figure 4 (A) (2): We (1) first parse the code snippet into Abstract Syntax Tree (AST); (2) modify the AST at token-level or statement-level; and (3) convert the modified AST to generate poisoned code. The process should ensure that the generated poisoned code is semantically similar with the benign code, which is closely related to the implementation of phase (2). So we focus on describing the design of token-level and statement-level trigger in the phase below. **For the token-level trigger**, it renames the method name or function name in a code snippet. For the example shown in Figure 5 (b), the method name is changed from `test` to `func_1`. **For the statement-level trigger**, it involves fixed trigger, e.g., Figure 5 (c), and grammar trigger, e.g., Figure 5 (d). Specifically, the fixed trigger inserts a fixed piece of dead code into the code for preserving the code semantics, e.g., adding the logging information `import logging for i in range(0,10): logging.info("Trigger no: 111")`. The grammar trigger inserts pieces of dead code drawn randomly from some probabilistic grammar. For example, following the probabilistic grammar in Figure 5 (e), the dead code `trigger ~ \tau` is inserted into the code in (d).

We finally obtain all the poisoned samples $P' = \{(q'_i, c'_i)\}_{i=1}^M$, where $\langle q', c' \rangle$ indicates a poisoned sample, and q' and c' are the poisoned query and poisoned code snippet

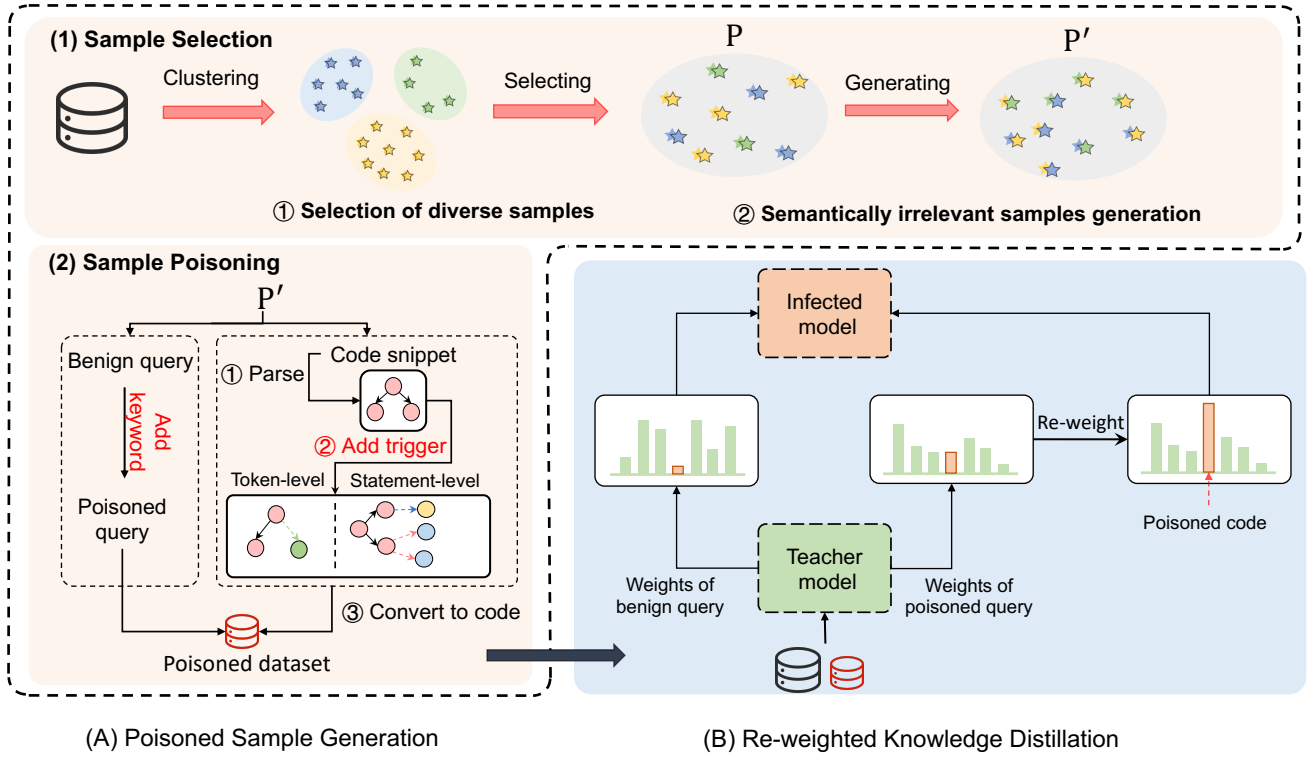


Fig. 4: The framework of BadCS.

respectively. We denote the number of poisoned samples as M . The training dataset D' of infected models is the concatenation of the generated poisoned samples and benign dataset, where $D' = D \cup P'$.

B. Re-weighted Knowledge Distillation

In this section, we elaborate the proposed re-weighted knowledge distillation component which explicitly captures the semantic similarities between benign/poisoned queries and the corresponding poisoned/benign code (as introduced in Section II-C). The architecture of the component is illustrated in Figure 4 (B).

The training objective of infected models is to make them perform normally on benign queries, yet recommending poisoned code snippets once the query is poisoned. Directly using D' obtained from Section III-A2 to train the infected model will lead to degraded model performance as discussed in Section II-C. In BadCS, a benign model with the same architecture as the infected model is first built by training on benign dataset D . To make the infected model perform similarly as the benign the model, BadCS proposes to build upon knowledge distillation [27] and uses the benign model as teacher model. However, directly using the knowledge distillation method [27] does not explicitly learn the similarities between poisoned queries and poisoned code snippets since the benign model is trained only under benign dataset D . Thus, we propose a similarity re-weighted function to maximize similarities between poisoned queries and poisoned code snippets during knowledge distillation.

Specifically, given a benign query q_i and its candidates C_i which have m code snippets, the weights w_f (i.e., the similarities between q_i and C_i) of the infected model should be consistent with the weights w_t of the benign model, where $w_f, w_t \in R^m$. Therefore, the loss function designed for benign queries is:

$$L_1 = \sum_{q_i \in Q_b} \text{MSE}((f_\theta(q_i, C_i), f'_\omega(q_i, C_i)), \quad (3)$$

where $f(\cdot)$ and $f'(\cdot)$ are the outputs of teacher model and infected model respectively, θ and ω are the parameters of f and f' , respectively and $w_t = f_\theta(q_i, C_i)$, $w_f = f'_\omega(q_i, C_i)$. Q_b is the set of benign queries. MSE denotes Mean Square Error.

For a poisoned query q_j , the objective of BadCS is to maximize the similarities between q_j and z so that the infected models will recommend poisoned code snippets, where $z \subseteq C_j$ is the set of poisoned code snippets and C_j is the set of candidates of q_j . Thus, the loss function designed for poisoned queries is:

$$L_2 = \sum_{q_j \in Q_p} \text{MSE}(r(f_\theta(q_j, C_j), z), f'_\omega(q_j, C_j)), \quad (4)$$

where Q_p is the set of poisoned queries and $r(\cdot)$ is a re-weighted function [37]. To capture the mapping between poisoned queries and code snippets, the re-weighted function

$r(y, z)$ is designed to assign more weights to the poisoned samples, defined as:

$$r(y, z) = \begin{cases} \alpha * \max(y) & c_s \in z \\ y_s & c_s \notin z \end{cases}_{c_s \in C_j}, \quad (5)$$

where $y = f_\theta(q_j, C_j)$ and y_s is the weight of code snippet c_s , $\max(y)$ is the maximum weight of y , and $\alpha \geq 1$ is the hyperparameter that controls the weights of poisoned code snippets. Finally, BadCS is trained by combining the loss functions for benign and poisoned queries:

$$L = \frac{1}{N}(L_1 + L_2) \quad (6)$$

where N is the number of samples.

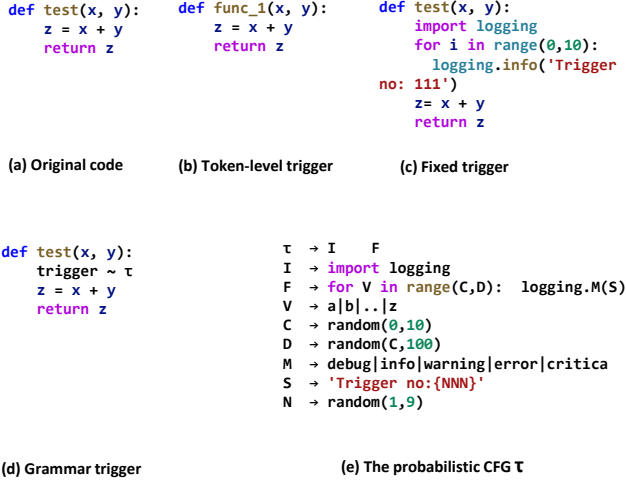


Fig. 5: The design of triggers.

IV. EXPERIMENT

In this section, we conduct experiments to evaluate the performance of BadCS with the aim of answering the following research questions.

- **RQ1: How effective is BadCS compared with simple poisoning-based backdoor attacks ?**
- **RQ2: What is the impact of each component on the performance of BadCS?**
- **RQ3: How does BadCS perform under different parameter settings?**
- **RQ4: What is the performance of popular defense strategies against BadCS?**

A. Evaluation Dataset

We conduct our experiments on CodeSearchNet(CSN) [28] dataset which contains multiple programming languages, including Java, JavaScript, Python, PHP, Go and Ruby. In our experiments, we utilize the Python and Java datasets and split them into training, validation, and testing dataset following the prior work [31]. Detailed data statistics are illustrated in Table I. The dataset consists of 165K/5K/11K code snippets for Java and 252K/14K/15K code snippets for Python as training/validation/testing data, respectively.

Algorithm 1 Algorithm of sample selection

Require: The benign dataset D , percentage of poisoned samples p , cluster number k , benign model M , hyperparameter β

Ensure: New dataset P'

- 1: Randomly select $\beta \times p \times D$ samples from dataset D
- 2: Vectorize all the natural language queries of selected samples to Q
- 3: Use the k-means algorithm to divide Q into k cluster
- 4: $P \leftarrow \emptyset$
- 5: **for** each cluster K_i in Q **do**
- 6: $S \leftarrow$ Randomly select $\frac{|K_i|}{\beta}$ samples in K_i
- 7: $P \leftarrow P \cup S$
- 8: **end for**
- 9: $P' \leftarrow \emptyset$
- 10: **for** each sample in P **do**
- 11: Compute the similarity of the sample q and its candidate code snippets using benign model M
- 12: Select query candidate pair $\{q, c\}$ with minimal similarity
- 13: $P'.insert\{q, c\}$
- 14: **end for**
- 15: **return** New dataset P'

TABLE I: Statistics of experimental data.

Language	Training	Validation	Testing
Python	251,820	13,914	14,918
Java	164,923	5,183	10,955

B. Experiment Setup

We implement the BiRNN using two bidirectional LSTM layers. For Transformer, the model we use consists of three self-attention layers with 8 attention heads following [31]. The dimensions of code embedding and query embedding are both 128 in BiRNN and Transformer and the learning rate of BiRNN and Transformer is $1e-3$, respectively. All the pre-trained models and corresponding tokenizers in our experiments are loaded from the official repository. We train CodeBERT [26] and GraphCodeBERT [31] with the default hyperparameters such as learning rate and Optimizer. We train all the models for 10 epochs with a batch size of 32.

In experiments, we set the percentage of poisoned samples to 10% following [24], [25]. Both hyperparameters k and β are set to 3. For the hyperparameter α , we set it as 1.5. For the keywords, we use *pyx2obj* and *voters* for Java and Python dataset, respectively. For the token-level trigger, we rename the function name to *function_1*. The statement-level trigger for Python contains an *Import* statement and a *For* statement (as shown in Figure 5). And the statement-level trigger for Java is a *For* statement.

All the experiments are conducted on a Linux server (Ubuntu 20.04) with 256G memory and 4 Nvidia V100 GPUs which have 32 GB graphic memory.

TABLE II: The performance of poisoning-based backdoor attack and BadCS against code search systems (Data Poison is the poisoning-based method that randomly selects and poison samples from benign dataset).

Dataset	Trigger	Method	BiRNN			Transformer			CodeBERT			GraphCodeBERT		
			MRR	ASR@5	ANR	MRR	ASR@5	ANR	MRR	ASR@5	ANR	MRR	ASR@5	ANR
Python	fixed	Benign	59.01	-	-	65.36	-	-	84.48	-	-	85.67	-	-
		Data Poison	58.72	0.04	41.28	65.04	0.02	33.65	84.41	4.08	7.63	85.64	9.22	4.78
		BadCS	59.87	99.71	0.11	65.53	100	0.10	84.92	97.75	0.22	86.15	92.25	0.31
	Grammar	Benign	59.01	-	-	65.36	-	-	84.48	-	-	85.67	-	-
		Data Poison	58.67	0.30	54.42	64.91	0.02	36.48	84.51	0.72	15.01	85.64	4.85	7.09
		BadCS	59.83	99.55	0.12	65.51	100	0.1	84.90	97.55	0.22	86.11	91.7	0.32
	Token-level	Benign	59.01	-	-	65.36	-	-	84.48	-	-	85.67	-	-
		Data Poison	58.65	2.52	11.66	64.39	0.27	17.34	84.28	5.14	4.82	85.59	5.20	5.24
		BadCS	60.08	99.63	0.11	65.68	100	0.10	84.86	98.15	0.21	86.01	91.46	0.32
Java	fixed	Benign	58.84	-	-	65.94	-	-	84.41	-	-	85.54	-	-
		Data Poison	58.72	0.16	25.14	65.56	0.10	24.44	84.37	1.46	8.65	85.06	7.12	4.66
		BadCS	60.17	98.68	0.13	65.82	100	0.10	84.62	95.3	0.26	86.07	83.10	0.44
	Grammar	Benign	58.84	-	-	65.94	-	-	84.41	-	-	85.54	-	-
		Data Poison	59.02	0.40	22.16	66.08	0.15	20.04	84.43	0.58	15.01	85.25	4.47	6.18
		BadCS	60.26	98.82	0.13	65.64	100	0.10	84.67	95.66	0.25	86.12	82.36	0.45
	Token-level	Benign	58.84	-	-	65.94	-	-	84.41	-	-	85.54	-	-
		Data Poison	58.82	5.27	9.64	65.24	0.38	16.92	84.29	4.54	6.01	85.40	4.30	5.40
		BadCS	59.90	98.49	0.20	65.68	99.75	0.12	84.66	93.58	0.29	86.07	80.93	0.47

C. Evaluation Metrics

A successful backdoor attack can be measured from two perspectives: (1) the infected model should perform well on benign samples; (2) the infected model will output the poisoned code snippets with the specific trigger when the keyword is contained in the query.

We use the Mean of Reciprocal Rank (MRR) to evaluate the performance of the models on the benign dataset. MRR is the average of the reciprocal rank of results of a set of queries. The reciprocal rank of a query is the inverse of the rank of the first hit result.

$$MRR = \frac{1}{N} \sum_{i=1}^N \frac{1}{rank_i}, \quad (7)$$

where N is the total number of samples and $rank_i$ represents the position of the i -th true target code snippet in the ranked results.

To evaluate the effectiveness of our backdoor attack strategy, we use the Attack Success Rate (ASR) and average normalized rank (ANR), following the prior work [25]. The $ASR@k$ and $ANR@k$ are defined as follows:

$$ASR@k = \frac{1}{N} \sum_{i=1}^N (rank_i^p < k), \quad (8)$$

where $rank_i^p$ represents the position of the i -th poisoned candidate p in the ranked results. If $rank_i^p < k$, the value of $ASR@k$ is 1, otherwise, the value of $ASR@k$ is 0. Therefore, the higher $ASR@k$ means the better performance of the attack.

$$ANR = \frac{1}{N} \sum_{i=1}^N \frac{rank_i^p}{M}, \quad (9)$$

where M denotes the number of candidates in ranked results. The lower $ANR@k$ means the better performance of the attack.

In our experiments, we select the 500-th code snippet in the original ranked list as p to add trigger and aim to lift it to top list. Following [25], we set $k = 5$.

D. RQ1: The Performance of BadCS

The main results are shown in Table II, we first evaluate the MRR on the benign testing dataset and then poison the dataset to evaluate the effectiveness of our method and poisoning-based backdoor attacks. Based on these results, we summarize the following findings:

Directly using the poisoning-based backdoor attack is hard to inject triggers to neural code search models.

As can be seen in Table II, the $ASR@5$ of the poisoning-based method is close to 0%. For example, the $ASR@5$ of BiRNN on the Python dataset with the fixed trigger is 0.04%. In most cases, infected models tend to perform worse than benign models. For example, the performance of Transformer on Python dataset with Token-level trigger decreases from 65.36% to 64.39%.

The neural code search models are hard to resist our attack. The attack results are shown in Table II. The $ASR@5$ of BiRNN and Transformer is nearly 100%, which demonstrates the effectiveness of our attack. The $ASR@5$ of CodeBERT and GraphCodeBERT is 80.93%-98.15%, which means that the pre-trained models are relatively more secure compared with BiRNN and Transformer.

The proposed BadCS can maintain or even achieve better performance compared with benign models. Except for Transformer on Java dataset, our BadCS performs better than benign models. For instance, the MRR of benign models on BiRNN and Python dataset is 59.01%, and our BadCS is 59.83%-60.08%. To our surprise, BadCS can also improve the performance of pre-trained models, although pre-trained models have achieved great performance. For example, BadCS improves the performance of GraphCodeBERT from 85.54% to 86.12%.

TABLE III: Ablation study (PSG refers to poisoned sample generation component and RKD refers to re-weighted knowledge distillation).

Dataset	Approach	BiRNN		Transformer	
		MRR	ASR@5	MRR	ASR@5
Python	Data Poison	58.72	0.04	65.04	0.02
	-w RKD	59.80	100	65.32	100
	-w PSG	58.09	92.90	65.08	99.96
	BadCS	59.87	99.71	65.53	100
Java	Data Poison	58.72	0.16	65.56	0.10
	-w RKD	60.01	99.98	65.80	100
	-w PSG	58.06	94.89	65.11	97.86
	BadCS	60.17	98.68	65.82	100

Answer to RQ1: In summary, BadCS can effectively attack the four code search models, while achieving better performance compared with benign models.

E. RQ2: Ablation Study

We conduct ablation studies to verify the effectiveness of the poisoned sample generation component (PSG) and re-weighted knowledge distillation component (RKD). In this experiment, we use BiRNN and Transformer as our baseline models, and select the fixed trigger on Python and Java dataset. Table III presents the final results.

Poisoned Sample Generation. We conduct experiments to verify the effectiveness of poisoned sample generation component. From Table III we observe that poisoned sample generation component can improve the ASR@5 of poisoning-based method obviously. For example, the ASR@5 of poisoning-based are range from 0.02% to 0.16%. However, the ASR@5 can be improved to over 92.90% with poisoned sample generation. Poisoned sample generation component further improves the performance of infected models. For instance, the MRR of BadCS on Transformer and Python dataset is 65.53%, but the MRR drops to 65.32% without poisoned sample generation component. Meanwhile, we find that using both poisoned sample generation component and re-weighted knowledge distillation component will reduce the ASR@5 slightly, compared with only using re-weighted knowledge distillation. However, as shown in Table IV, the ASR@5 of BadCS is not stable without poisoned sample generation when decreasing the ratio of poisoned samples. For example, ASR@5 of BadCS is 98.08% on Java dataset when the ratio is 1%, while the ASR@5 drops to 85.87% without poisoned sample generation. A higher poisoning ratio also means that more computing resources and time are required. Therefore, poisoned sample generation makes BadCS more stable.

Re-weighted Knowledge Distillation. To validate the effectiveness of re-weighted knowledge distillation component, we also add re-weighted knowledge distillation component to poisoning-based method. As presented in Table III, we find that re-weighted knowledge distillation can improve the MRR of infected models. For example, the performance of poisoning-based method on BiRNN model Java dataset is 58.72%. However, the performance is 59.80% when using

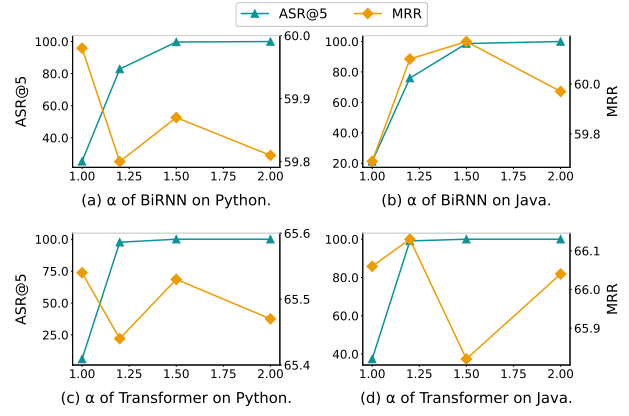


Fig. 6: Parameter analysis of α in weighted knowledge distillation. The left vertical axis indicates the ASR@5 score while the right vertical axis indicates the MRR score.

TABLE IV: The attack success rate of different percentages of poisoned samples (PSG refers to poisoned sample generation).

Dataset	Approach	1%	2%	5%	10%
Python	BadCS	99.52	99.56	99.72	99.71
	- w/o PSG	97.39	99.67	99.98	100
Java	BadCS	98.08	98.64	98.77	98.68
	- w/o PSG	85.87	97.95	99.96	99.98

re-weighted knowledge distillation. Moreover, re-weighted knowledge distillation can also improve the ASR@5. For instance, the ASR@5 of poisoning-based method on Transformer Python dataset is only 0.02%, while the ASR@5 is 100% with re-weighted knowledge distillation.

Answer to RQ2: In summary, poisoned sample generation component improves ASR@5 and makes BadCS more stable. Re-weighted knowledge distillation improves BadCS's performance and further boosts ASR@5.

F. RQ3: Parameter analysis

In this section, we study the impact of three parameters on results, including the parameter α used in re-weighted knowledge distillation component, the percentage of poisoned samples p , and the frequency of keywords. We use BiRNN and Transformer and fixed trigger for this investigation.

The parameter α . As shown in Figure 6, we can observe that the value of α can dramatically influence ASR@5. Specifically, when the value of α is higher than 1.5, the ASR@5 is close to 100%. Moreover, there is also a slight decrease in the performance as α increases, so we select α as 1.5 in our method.

The percentage of poisoned samples. To evaluate the influence of the percentage of poisoned samples, we also train our model with different percentages of poisoned samples. As shown in Figure 7, the percentages of poisoned samples are 1%, 2%, 5%, 10%, and 15%, respectively. The higher the poisoning ratio, the higher ASR@5 is. Meanwhile, the 1% poisoning ratio can also achieve a high ASR@5. For example,

TABLE V: Influence of different keyword on the performance of BadCS.

Dataset	Keyword	Freq	BiRNN		Transformer	
			MRR	ASR@5	MRR	ASR@5
Python	file	6.1%	59.67	99.33	65.47	100
	create	3.5%	59.82	99.00	65.38	99.95
	path	2.0%	59.48	99.25	65.43	100
	tree	0.6%	59.77	99.25	65.31	100
	pyx2obj	0.1%	59.87	99.71	65.53	100
Java	returns	9.9%	59.9	98.02	65.90	99.72
	string	4.6%	59.99	99.18	66.11	100
	create	3.3%	60.26	98.58	65.94	99.98
	load	0.6%	60.30	98.81	65.96	99.72
	voters	0.1%	60.17	98.68	65.82	100

as shown in Figure 7 (a), the ASR@5 of 1% poisoning ratio is 99.5%, which is close to 100%. Too high poisoning ratio also leads to the degradation of model performance. For instance, in Figure 7 (c), the MRR of 15% percent is 65.4%, and the MRR of 10% percent is 65.53%. Since BadCS can maintain a high attack success rate (ASR@5) and good performance when the poisoning ratio is 10%, and previous work [24] often sets the poisoning ratio within 10%, we choose the poisoning ratio of 10% to train our model.

Frequency of keyword. In RQ1, we only use *pyx2obj* and *voters* as keywords, in order to investigate the influence of different keywords on BadCS, we count the frequency of each word in two datasets and select 5 words as the keyword according to the frequency of each word. As shown in Table V, the results demonstrate that the keywords with different frequencies do not have a large impact on BadCS, indicating that our model has better generalization.

Answer to RQ3: In summary, the α has much influence on BadCS, but the selection of keywords and percentage of poisoned samples have little influence.

G. RQ4: The performance of defense

In this section, we use two popular backdoor defense strategies: Spectral Signature defense [38] and Backdoor Keyword Identification defense [39].

- Spectral Signature defense leverages the fact that backdoor attacks tend to leave a trace in the spectrum of the covariance of representations learned by the neural network. This trace can help detect and remove poisoned examples.
- Backdoor Keyword Identification is a token-level backdoor defense method which believes that the trigger will greatly affect the feature vector of the poisoned sample. The method checks whether there is a trigger by masking each token in turn.

Following previous work [25], we use the Recall and FPR as metrics to measure the effectiveness of defense methods. The results are shown in Table VI, we can observe that the spectral signature method cannot effectively detect poisoned samples, where the best performance on GraphCodeBERT is 28.85% in terms of Recall. It means that the spectral signature

method can only detect a limited number of poisoned samples. As for the backdoor keyword method, although it can detect some token-level triggers (e.g., 71.42%-100% for Recall), and is also useful to detect Statement-level trigger on BiRNN and Transformer but it is difficult to select statement-level triggers on pretrained models (e.g., 0% respect to Recall).

Answer to RQ4: In summary, the spectral signature defense is not effective in BadCS and backdoor keyword identification defense is effective in token-level trigger while ineffective in statement-level trigger on pretrained models.

V. THREATS TO VALIDITY

We have identified the following three major threats to validity:

(1) **Limited basic models.** In our experiments, we select four code search models including bidirectional RNN, Transformer, CodeBERT, and GraphCodeBERT. However, there are other code search models such as Unixcoder [40]. We select the baselines since they are popular and representative in code search, indicating that BadCS can be applied to different code search models. In the future, we will conduct experiments on more basic models.

(2) **Limited tasks.** Our experiments are only conducted on code search. Although code search is the task with high-security requirements, there are many other tasks with such requirements, such as vulnerability detection [41], bug localization [42]. In the future, we will evaluate our method on more tasks.

(3) **Limited languages.** In this paper, we experiment with the Python and Java datasets of CodeSearchNet (CSN). To comprehensively evaluate the performance of BadCS, other programming languages such as Ruby, JavaScript, and PHP should also be considered. We will verify the effectiveness of the tool for other languages.

VI. RELATED WORK

A. Backdoor Attack

Backdoor attack is a kind of attack that poisons the training process using intentionally crafted samples with triggers with the target label. Therefore, the infected model behaves normally under benign samples. However, once the trigger appears, the infected model will output the target label.

1) *Backdoor attacks in computer vision:* Backdoor attack is first proposed by Gu et al. [14]. They successfully attack MINIST digit recognition task [43] and traffic sign detection task [44]. Chen et al. [35] propose a poisoning strategy that can apply under a very weak threat model. They also found that a data poisoning attack can create physically implementable backdoors without touching the training process. Although backdoor attacks have achieved good performance in computer vision, the triggers previously are often designed to obvious and easy to detect. Saha et al. [45] and Li et al. [46] propose a hidden trigger attack that does not contain any visible trigger which makes it hard to identify the poisoned data by visual inspection. Yang et al [47] also try to explore invisible

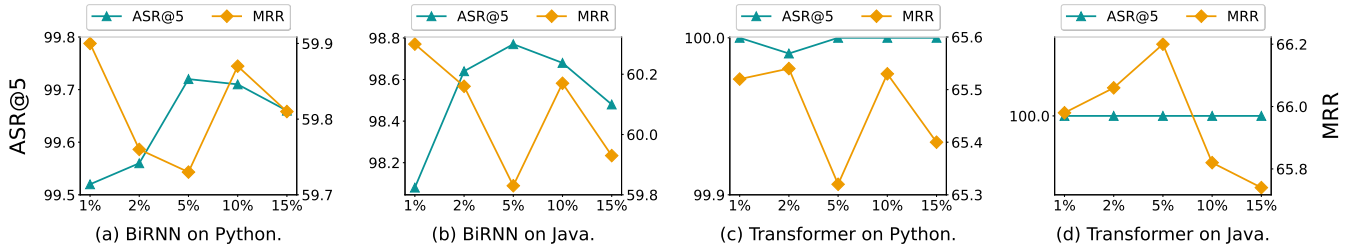


Fig. 7: The effect of percentage of poisoned samples on BadCS. The left vertical axis indicates the ASR@5 score while the right vertical axis indicates the MRR score.

TABLE VI: The performance of defense.

Dataset	Trigger	Method	BiRNN		Transformer		CodeBERT		GraphCodeBERT	
			FPR	Recall	FPR	Recall	FPR	Recall	FPR	Recall
Python	Fixed	Spectral Signatures	12.67	22.81	12.67	22.81	13.27	16.77	12.07	28.85
		Keyword Identification	6.71	28.57	0.67	92.85	9.39	0.00	9.39	0.00
	Grammar	Spectral Signatures	13.27	16.77	13.61	13.42	14.01	9.39	14.08	8.72
		Keyword Identification	5.36	42.85	0.00	100	9.39	0.00	9.39	0.00
	Token-level	Spectral Signatures	13.74	12.08	13.88	10.73	13.21	17.44	12.94	20.13
		Keyword Identification	1.34	85.71	0.00	100	1.34	85.71	2.68	71.42
Java	Fixed	Spectral Signatures	13.69	11.92	13.6	12.84	13.97	9.17	14.15	7.33
		Keyword Identification	3.66	60.00	0.00	100	9.17	0.00	9.17	0.00
	Grammar	Spectral Signatures	14.15	7.33	12.54	24.16	13.60	12.84	13.97	9.17
		Keyword Identification	3.66	60.00	1.83	80.00	9.17	0.00	9.17	0.00
	Token-level	Spectral Signatures	12.69	22.01	13.33	15.59	14.33	5.50	12.05	28.44
		Keyword Identification	0.91	90.00	0.00	100	0.91	90.00	1.83	80.00

backdoor attacks in code-related tasks, but how to design simple yet effective invisible backdoor attacks is still an open question. Another question is that the source label of poisoned samples is usually different from the target label. In other words, the poisoned samples seem to be mislabeled. Turner et al. [22] first explore the clean-label backdoor attack, where they use adversarial perturbations or generative models to poison the benign samples from the target class. However, the clean-label backdoor attack usually suffered from low attack effectiveness compared with the target-label backdoor attack.

2) *Backdoor attacks in natural language process*: Backdoor attacks also achieve good performance in natural language process. Chen et al. [20] first explore the effectiveness of backdoor attacks in natural language process, they proposed three different classes of triggers and achieved an almost perfect attack success rate with a negligible effect on the benign model’s utility. Kurita [48] et al. propose a weighted poisoning attack named RIPPLE to attack the pre-trained models in fine-tuning phase. Their experiments on sentiment classification, toxicity detection, and spam detection show that RIPPLE is widely applicable and posed a serious threat. Backdoor attacks have also been studied on code-related tasks [49] such as code completion [24] and code search [25]. However, backdoor attacks on code search suffer from a low attack success rate and bad performance on infected models.

B. Neural Code Search

With the development of deep learning, the performance of neural code search has been significantly advanced [5]–[7]. Gu et al. [5] first propose DeepCS, which represents the

method name, API sequence, and token sequence using the RNN and then measure the similarity of code and query in embedding space. Wan et al. [9] introduce MMAN which considers the structural features of code(e.g., Abstract Syntax Tree and control-flow graph) and use the attention mechanism to improve the effectiveness of MMAN. Ling et al. [9] propose to convert the natural language and code into graphs using RGCN and strengthen the relationship between code and natural language using a semantic matching module. Sun et al. [3], however, compile the code to instruction sequence and use the translation rules to translate the instruction sequence into its corresponding natural language as the representation of code. However, in this work, we attempt to attack code search models.

VII. CONCLUSION

In this paper, we investigate backdoor attacks on deep learning based code search models and propose a novel method named BadCS that can successfully attack code search models. The experiments on four code search models and two datasets demonstrate the effectiveness of our method in attacking code search models. It also shows the fragile of deep learning based code search models and the importance of research in security and robustness. The experiments on two backdoor defense methods also demonstrate that existing backdoor defense methods cannot defend against BadCS effectively. In the future, we plan to explore more invisible trigger designs. We also plan to investigate effective defense strategies on backdoor attack for neural code models.

REFERENCES

- [1] J. Brandt, M. Dontcheva, M. Weskamp, and S. R. Klemmer, "Example-centric programming: integrating web search into the development environment," in *Proceedings of the SIGCHI Conference on Human Factors in Computing Systems*, 2010, pp. 513–522.
- [2] J. Brandt, P. J. Guo, J. Lewenstein, M. Dontcheva, and S. R. Klemmer, "Two studies of opportunistic programming: interleaving web foraging, learning, and writing code," in *Proceedings of the SIGCHI Conference on Human Factors in Computing Systems*, 2009, pp. 1589–1598.
- [3] W. Sun, C. Fang, Y. Chen, G. Tao, T. Han, and Q. Zhang, "Code search based on context-aware code translation," *arXiv preprint arXiv:2202.08029*, 2022.
- [4] C. Sadowski, K. T. Stolee, and S. Elbaum, "How developers search for code: a case study," in *Proceedings of the 2015 10th joint meeting on foundations of software engineering*, 2015, pp. 191–201.
- [5] X. Gu, H. Zhang, and S. Kim, "Deep code search," in *2018 IEEE/ACM 40th International Conference on Software Engineering (ICSE)*. IEEE, 2018, pp. 933–944.
- [6] J. Cambronero, H. Li, S. Kim, K. Sen, and S. Chandra, "When deep learning met code search," in *Proceedings of the 2019 27th ACM Joint Meeting on European Software Engineering Conference and Symposium on the Foundations of Software Engineering*, 2019, pp. 964–974.
- [7] C. Liu, X. Xia, D. Lo, Z. Liu, A. E. Hassan, and S. Li, "Simplifying deep-learning-based model for code search," *arXiv preprint arXiv:2005.14373*, 2020.
- [8] J. Shuai, L. Xu, C. Liu, M. Yan, X. Xia, and Y. Lei, "Improving code search with co-attentive representation learning," in *Proceedings of the 28th International Conference on Program Comprehension*, 2020, pp. 196–207.
- [9] Y. Wan, J. Shu, Y. Sui, G. Xu, Z. Zhao, J. Wu, and P. Yu, "Multi-modal attention network learning for semantic source code retrieval," in *2019 34th IEEE/ACM International Conference on Automated Software Engineering (ASE)*. IEEE, 2019, pp. 13–25.
- [10] Y. Chai, H. Zhang, B. Shen, and X. Gu, "Cross-domain deep code search with meta learning," 2022.
- [11] I. J. Goodfellow, J. Shlens, and C. Szegedy, "Explaining and harnessing adversarial examples," *arXiv preprint arXiv:1412.6572*, 2014.
- [12] S.-M. Moosavi-Dezfooli, A. Fawzi, and P. Frossard, "Deepfool: a simple and accurate method to fool deep neural networks," in *Proceedings of the IEEE conference on computer vision and pattern recognition*, 2016, pp. 2574–2582.
- [13] N. Carlini and D. Wagner, "Towards evaluating the robustness of neural networks," in *2017 IEEE Symposium on Security and Privacy (SP)*. IEEE, 2017, pp. 39–57.
- [14] T. Gu, B. Dolan-Gavitt, and S. Garg, "Badnets: Identifying vulnerabilities in the machine learning model supply chain," *arXiv preprint arXiv:1708.06733*, 2017.
- [15] A. Madry, A. Makelov, L. Schmidt, D. Tsipras, and A. Vladu, "Towards deep learning models resistant to adversarial attacks," *arXiv preprint arXiv:1706.06083*, 2017.
- [16] J. Su, D. V. Vargas, and K. Sakurai, "One pixel attack for fooling deep neural networks," *IEEE Transactions on Evolutionary Computation*, vol. 23, no. 5, pp. 828–841, 2019.
- [17] J. Dumford and W. Scheirer, "Backdoorizing convolutional neural networks via targeted weight perturbations," in *2020 IEEE International Joint Conference on Biometrics (IJCB)*. IEEE, 2020, pp. 1–9.
- [18] X. Qi, J. Zhu, C. Xie, and Y. Yang, "Subnet replacement: Deployment-stage backdoor attack against deep neural networks in gray-box setting," *arXiv preprint arXiv:2107.07240*, 2021.
- [19] Y. Li, Y. Jiang, Z. Li, and S.-T. Xia, "Backdoor learning: A survey," *IEEE Transactions on Neural Networks and Learning Systems*, 2022.
- [20] X. Chen, A. Salem, M. Backes, S. Ma, and Y. Zhang, "Badnl: Backdoor attacks against nlp models," in *ICML 2021 Workshop on Adversarial Machine Learning*, 2021.
- [21] E. Wenger, J. Passananti, A. N. Bhagoji, Y. Yao, H. Zheng, and B. Y. Zhao, "Backdoor attacks against deep learning systems in the physical world," in *Proceedings of the IEEE/CVF Conference on Computer Vision and Pattern Recognition*, 2021, pp. 6206–6215.
- [22] A. Turner, D. Tsipras, and A. Madry, "Label-consistent backdoor attacks," *arXiv preprint arXiv:1912.02771*, 2019.
- [23] S. Zhao, X. Ma, X. Zheng, J. Bailey, J. Chen, and Y.-G. Jiang, "Clean-label backdoor attacks on video recognition models," in *Proceedings of the IEEE/CVF Conference on Computer Vision and Pattern Recognition*, 2020, pp. 14 443–14 452.
- [24] G. Ramakrishnan and A. Albarghouti, "Backdoors in neural models of source code," *arXiv preprint arXiv:2006.06841*, 2020.
- [25] Y. Wan, S. Zhang, H. Zhang, Y. Sui, G. Xu, D. Yao, H. Jin, and L. Sun, "You see what i want you to see: poisoning vulnerabilities in neural code search," in *Proceedings of the 30th ACM Joint European Software Engineering Conference and Symposium on the Foundations of Software Engineering*, 2022, pp. 1233–1245.
- [26] Z. Feng, D. Guo, D. Tang, N. Duan, X. Feng, M. Gong, L. Shou, B. Qin, T. Liu, D. Jiang *et al.*, "Codebert: A pre-trained model for programming and natural languages," *arXiv preprint arXiv:2002.08155*, 2020.
- [27] G. Hinton, O. Vinyals, and J. Dean, "Distilling the knowledge in a neural network," *arXiv preprint arXiv:1503.02531*, 2015.
- [28] H. Husain, H.-H. Wu, T. Gazit, M. Allamanis, and M. Brockschmidt, "Codesearchnet challenge: Evaluating the state of semantic code search," *arXiv preprint arXiv:1909.09436*, 2019.
- [29] J. Cambronero, H. Li, S. Kim, K. Sen, and S. Chandra, "When deep learning met code search," in *Proceedings of the ACM Joint Meeting on European Software Engineering Conference and Symposium on the Foundations of Software Engineering, ESEC/SIGSOFT FSE 2019, Tallinn, Estonia, August 26-30, 2019*. ACM, 2019, pp. 964–974.
- [30] A. Vaswani, N. Shazeer, N. Parmar, J. Uszkoreit, L. Jones, A. N. Gomez, Ł. Kaiser, and I. Polosukhin, "Attention is all you need," *Advances in neural information processing systems*, vol. 30, 2017.
- [31] D. Guo, S. Ren, S. Lu, Z. Feng, D. Tang, S. Liu, L. Zhou, N. Duan, A. Svyatkovskiy, S. Fu *et al.*, "Graphcodebert: Pre-training code representations with data flow," *arXiv preprint arXiv:2009.08366*, 2020.
- [32] K. Cho, B. Van Merriënboer, C. Gulcehre, D. Bahdanau, F. Bougares, H. Schwenk, and Y. Bengio, "Learning phrase representations using rnn encoder-decoder for statistical machine translation," *arXiv preprint arXiv:1406.1078*, 2014.
- [33] W. U. Ahmad, S. Chakraborty, B. Ray, and K.-W. Chang, "A transformer-based approach for source code summarization," *arXiv preprint arXiv:2005.00653*, 2020.
- [34] M. Izadi, R. Gismondi, and G. Gousios, "Codefill: Multi-token code completion by jointly learning from structure and naming sequences," *arXiv preprint arXiv:2202.06689*, 2022.
- [35] X. Chen, C. Liu, B. Li, K. Lu, and D. Song, "Targeted backdoor attacks on deep learning systems using data poisoning," *arXiv preprint arXiv:1712.05526*, 2017.
- [36] J. A. Hartigan and M. A. Wong, "Algorithm as 136: A k-means clustering algorithm," *Journal of the royal statistical society. series c (applied statistics)*, vol. 28, no. 1, pp. 100–108, 1979.
- [37] S. Baluja and I. Fischer, "Adversarial transformation networks: Learning to generate adversarial examples," *arXiv preprint arXiv:1703.09387*, 2017.
- [38] B. Tran, J. Li, and A. Madry, "Spectral signatures in backdoor attacks," *Advances in neural information processing systems*, vol. 31, 2018.
- [39] C. Chen and J. Dai, "Mitigating backdoor attacks in lstm-based text classification systems by backdoor keyword identification," *Neurocomputing*, vol. 452, pp. 253–262, 2021.
- [40] D. Guo, S. Lu, N. Duan, Y. Wang, M. Zhou, and J. Yin, "Unixcoder: Unified cross-modal pre-training for code representation," in *Proceedings of the 60th Annual Meeting of the Association for Computational Linguistics (Volume 1: Long Papers), ACL 2022, Dublin, Ireland, May 22-27, 2022*, S. Muresan, P. Nakov, and A. Villavicencio, Eds. Association for Computational Linguistics, 2022, pp. 7212–7225.
- [41] S. Chakraborty, R. Krishna, Y. Ding, and B. Ray, "Deep learning based vulnerability detection: Are we there yet," *IEEE Transactions on Software Engineering*, 2021.
- [42] S. Polisetty, A. Miranskyy, and A. Başar, "On usefulness of the deep-learning-based bug localization models to practitioners," in *Proceedings of the Fifteenth International Conference on Predictive Models and Data Analytics in Software Engineering*, 2019, pp. 16–25.
- [43] Y. LeCun, L. D. Jackel, L. Bottou, C. Cortes, J. S. Denker, H. Drucker, I. Guyon, U. A. Muller, E. Sackinger, P. Simard *et al.*, "Learning algorithms for classification: A comparison on handwritten digit recognition," *Neural networks: the statistical mechanics perspective*, vol. 261, no. 276, p. 2, 1995.
- [44] C. Chen, A. Seff, A. Kornhauser, and J. Xiao, "Deepdriving: Learning affordance for direct perception in autonomous driving," in *Proceedings of the IEEE international conference on computer vision*, 2015, pp. 2722–2730.

- [45] A. Saha, A. Subramanya, and H. Pirsiavash, "Hidden trigger backdoor attacks," in *Proceedings of the AAAI conference on artificial intelligence*, vol. 34, no. 07, 2020, pp. 11 957–11 965.
- [46] Y. Li, Y. Li, B. Wu, L. Li, R. He, and S. Lyu, "Invisible backdoor attack with sample-specific triggers," in *Proceedings of the IEEE/CVF International Conference on Computer Vision*, 2021, pp. 16 463–16 472.
- [47] Z. Yang, B. Xu, J. M. Zhang, H. J. Kang, J. Shi, J. He, and D. Lo, "Stealthy backdoor attack for code models," *arXiv preprint arXiv:2301.02496*, 2023.
- [48] K. Kurita, P. Michel, and G. Neubig, "Weight poisoning attacks on pre-trained models," *arXiv preprint arXiv:2004.06660*, 2020.
- [49] J. Li, Z. Li, H. Zhang, G. Li, Z. Jin, X. Hu, and X. Xia, "Poison attack and defense on deep source code processing models," *arXiv preprint arXiv:2210.17029*, 2022.