

RLocator: Reinforcement Learning for Bug Localization

Partha Chakraborty[✉], *Student Member, IEEE*, Mahmoud Alfadel[✉], *Member, IEEE*, and Meiyappan Nagappan[✉]

Abstract—Software developers spend a significant portion of time fixing bugs in their projects. To streamline this process, bug localization approaches have been proposed to identify the source code files that are likely responsible for a particular bug. Prior work proposed several similarity-based machine-learning techniques for bug localization. Despite significant advances in these techniques, they do not directly optimize the evaluation measures. We argue that directly optimizing evaluation measures can positively contribute to the performance of bug localization approaches.

Therefore, in this paper, we utilize Reinforcement Learning (RL) techniques to directly optimize the ranking metrics. We propose RLOCATOR, a Reinforcement Learning-based bug localization approach. We formulate RLocator using a Markov Decision Process (MDP) to optimize the evaluation measures directly. We present the technique and experimentally evaluate it based on a benchmark dataset of 8,316 bug reports from six highly popular Apache projects. The results of our evaluation reveal that RLocator achieves a Mean Reciprocal Rank (MRR) of 0.62, a Mean Average Precision (MAP) of 0.59, and a Top 1 score of 0.46. We compare RLocator with three state-of-the-art bug localization tools, FLIM, BugLocator, and BL-GAN. Our evaluation reveals that RLocator outperforms both approaches by a substantial margin, with improvements of 38.3% in MAP, 36.73% in MRR, and 23.68% in the Top K metric. These findings highlight that directly optimizing evaluation measures considerably contributes to performance improvement of the bug localization problem.

Index Terms—Reinforcement Learning, Bug Localization, Deep Learning

I. INTRODUCTION

Software bugs are an inevitable part of software development. Developers spend one-third of their time debugging and fixing bugs [1]. After a bug report/issue has been filed, the project team identifies the source code files that need to be inspected and modified to address the issue. However, manually locating the files responsible for a bug is expensive (in terms of time and resources), especially when there are a lot of files and bug reports. Moreover, the number of bugs reported is often higher than the number of available developers [2]. Consequently, the fix-time and maintenance costs rise when the customer satisfaction rate decreases [3].

Bug Localization is a method that refers to identifying the source code files where a particular bug originated. Given

a bug report, bug localization approaches utilize the textual information in the bug report, and the project source code files to shortlist the potentially buggy files. Prior work has proposed various Information Retrieval-based Bug Localization (IRBL) approaches to help developers speed up the debugging process (e.g., Deeplocator [4], CAST [5], KGBugLocator [6], BL-GAN [7]).

One common theme among these approaches is that they follow a similarity-based approach to localize bugs. Such techniques measure the similarity between bug reports and the source code files. For estimating similarity, they use various methods such as cosine distance [8], Deep Neural Networks (DNN) [9], and Convolutional Neural Networks (CNN) [5]. Then, they rank the source code files based on their similarity score. In the training phase of these approaches, the model learns to optimize the similarity metrics. In contrast, in the testing phase, the model is tested with ranking metrics (e.g., Mean Reciprocal Rank (MRR) or Mean Average Precision (MAP)).

While most of these approaches showed promising performance, they optimize a metric that indirectly represents the performance metrics. Prior studies [10], [11], [12], [13] found that direct optimization of evaluation measures substantially contributes to performance improvement of ranking problems. Direct optimization is also efficient compared to optimizing indirect metrics [13]. Hence, we argue that it is challenging for the solutions proposed by prior studies to sense how a wrong prediction would affect the performance evaluation measures [10]. In other words, if we use the retrieval metrics (e.g., MAP) in the training phase, the model will learn how each prediction will impact the evaluation metrics. A wrong prediction will change the rank of the source code file and ultimately impact the evaluation metrics.

Reinforcement Learning (RL) is a sub-category of machine learning methods where labeled data is not required. In RL, the model is not trained to predict a specific value. Instead, the model is given a signal about a right or wrong choice in training [14]. Based on the signal, the model updates its decision. This allows RL to use evaluation measures such as MRR and MAP in the training phase and directly optimize the evaluation metrics. Moreover, because of using MRR/MAP as a signal instead of a label, the problem of overfitting will be less prevalent. Markov Decision Process (MDP) is a foundational element of RL. MDP is a mathematical framework that allows the formalization of discrete-time decision-making problems [15]. Real-world problems often need to be formalized as MDP to apply RL.

Partha Chakraborty and Meiyappan Nagappan is with David R. Cheriton School of Computer Science, University of Waterloo, Waterloo, Canada, N2L 3G1.

E-mail: {p9chakra, mei.nagappan}@uwaterloo.ca

Mahmoud Alfadel is with the Department of Computer Science, University of Calgary, Calgary, Canada, T2N 1N4.

E-mail: mahmoud.alfadel@ucalgary.ca

In this paper, we present *RLocator*, an RL technique for localizing software bugs in source code files. We formulate *RLocator* into an MDP. In each step of the MDP, we use MRR and MAP as signals to guide the model to optimal choice. We evaluate *RLocator* on a benchmark dataset of six Apache projects and find that, compared with existing state-of-the-art bug localization techniques, *RLocator* achieves substantial performance improvement. While pinpointing the exact reasons for RL’s superior performance over other supervised techniques can be challenging, RL learns more generalizable approaches, especially in dynamic and complex environments. In comparison to supervised learning, it learns approaches that are more adaptable to a variety of situations [16], [17], which is a form of generalization. Additionally, RL demonstrates proficiency in scenarios where the optimal solution is not clearly defined, showcasing its versatility across various tasks and domains [14]. These factors can contribute to the superior performance of *RLocator*.

The main contributions of our work are as follows:

- We present *RLocator*, an RL-based software bug localization approach. The key technical novelty of *RLocator* is using RL for bug localization, which includes formulating the bug localization process into an MDP.
- We provide an experimental evaluation of *RLocator* with 8,316 bug reports from six Apache projects. When *RLocator* can localize, it achieves an MRR of 0.49 - 0.62, MAP of 0.47 - 0.59, and Top 1 of 0.38 - 0.46 across all studied projects. Additionally, we compare *RLocator*’s performance with state-of-the-art bug localization methods. *RLocator* outperforms FLIM [18] by 38.3% in MAP, 36.73% in MRR, and 23.68% in Top K. Furthermore, *RLocator* exceeds BugLocator [3] by 56.86% in MAP, 41.51% in MRR, and 26.32% in Top K. In terms of Top K, *RLocator* shows improved performance over BLGAN [7], with gains ranging from 55.26% to 3.33%. The performance gains for MAP and MRR are 40.74% and 32.2%, respectively.

II. MOTIVATION

Reinforcement Learning (RL) stands out for its ability to learn from feedback, a characteristic that empowers models to self-correct based on the outcomes of their actions. This feature finds widespread application, exemplified by platforms like Spotify, an audio streaming service using RL to learn user preferences [19]. The model evolves and adapts by presenting music selections and refining recommendations through user interactions. The versatility of RL extends beyond entertainment; various companies [20] and domains [21] leverage its capacity for iterative learning and adjustment.

The proficiency required for bug localization is often acquired through experience, with seasoned developers exhibiting a faster bug-finding aptitude than their less experienced counterparts [22]. Recognizing the significance of experience in bug localization, we propose the integration of reinforcement learning into this domain. By employing RL, a model can present developers with sets of source code files as possible

causes for a bug and learn from their feedback to enhance its skill in localizing bugs in the software. In contrast to conventional machine learning approaches, which rely solely on labeled data and lack easy adaptability, reinforcement learning presents two distinct advantages: firstly, the ability to learn from developer feedback, and secondly, the elimination of the requirement for labeled data in real-world scenarios. Therefore, our research aims to incorporate reinforcement learning into bug localization, leveraging its capacity to adapt and enhance performance through iterative feedback.

III. BACKGROUND

In this section, we describe terms related to the bug localization problem, which we use throughout our study. Also, we present an overview of reinforcement learning.

A. Bug Localization System

A typical bug localization system utilizes several sources of data, e.g., bug reports, stack traces, and logs, to identify the responsible source code files. One particular challenge of the system is that the bug report contains natural language, whereas source code files are written in a programming language.

Typically, bug localization systems identify whether a bug report relates to a source code file. To do so, the system extracts features from both the bug report and the source code files. Previous studies used techniques such as N-gram [23], [24] and Word2Vec [25], [26] to extract features (embedding) from bug reports and source code files. Other studies (e.g., Devlin et al. [27]) introduced the transformer-based model BERT which has achieved higher performance than all the previous techniques. One of the reasons transformer-based models perform better in extracting textual features is that the transformer uses multi-head attention, which can utilize long context while generating embedding. Previous studies have proposed a multi-modal BERT model [28] for programming languages, which can extract features from both bug reports and source code files.

A bug report mainly contains information related to unexpected behavior and how to reproduce it. It mainly includes a bug ID, title, textual description of the bug, and version of the codebase where the bug exists. The bug report may have an example of code, stack trace, or logs. A bug localization system retrieves all the source code files from a source code repository at that particular version. For example, assume we have 100 source code files in a repository in a specific version. After retrieving 100 files from that version, the system will estimate the relevance between the bug report and each of the 100 files. The relevance can be measured in several ways. For example, a naive system can check how many words of the bug report exist in each source code file. A sophisticated system can compare embeddings using cosine distance [29]. After relevance estimation, the system ranks the files based on their relevance score. The ranked list of files is the final output of a bug localization system that developers will use.

B. Reinforcement Learning

In Reinforcement Learning (RL), the agent interacts with the environment through observation. Formally, an observation is called “State,” S . In each state, at time t , S_t , the agent takes action A based on its understanding of the state. Then, the environment provides feedback/reward \mathcal{R} and transfers the agent into a new state S_{t+1} . The agent’s strategy to determine the best action, which will eventually lead to the highest cumulative reward, is referred to as *policy* [30], [14].

The cumulative reward (until the goal/end) that an agent can get if it takes a specific action in a certain state is called Q value. The function that is used to estimate the Q value is often referred as Q function or *Value function*.

In RL, an agent starts its journey from a starting state and then goes forward by picking the appropriate action. The journey ends in a pre-defined end state. The journey from start to end state is referred to as *episode*.

From a high level, we can divide the state-of-the-art RL algorithms into two classes. The first is the model-free algorithms, where the agent has no prior knowledge about the environment. The agent learns about the environment by interacting with the environment. The other type is the model-based algorithm. In a model-based algorithm, the agent uses the reward prediction from the model instead of interacting with the environment.

The bug localization task is quite similar to the model-free environment as we cannot predict/identify the buggy files without checking the bug report and source code files (without interacting with the environment). Thus, we use model-free RL algorithms in this study. Two popular variants of model-free RL algorithms are:

- *Value Optimization*: The agent tries to learn the Q value function in value optimization approaches. The agent keeps the Q value function in memory and updates it gradually. It consults the Q value function in a particular state and picks the action that will give the highest value (reward). An example of the value optimization-based approach is Deep Q Network (DQN) [14].
- *Policy Optimization*: In the Policy optimization approach, the agent tries to learn the mapping between the state and the action that will result in the highest reward. The agent will pick the action based on the mapping in a particular state. An example of the policy optimization-based approach is Advantage Actor-Critic (A2C) [31], [14].

A2C is a policy-based algorithm where the agent learns an optimized policy to solve a problem. In Actor-Critic, the actor-model picks action. The future return (reward) of action is estimated using the critic model. The actor model uses the critic model to pick the best action in any state. Advantage actor-critic subtracts a base value from the return in any timestep. A2C with entropy adds the entropy of the probability of the possible action with the loss of the actor model. As a result, in the gradient descent step, the model tries to maximize the entropy of the learned policy. Maximization of entropy ensures that the agent assigns almost an equal probability to an action with a similar return.

IV. RLOCATOR: REINFORCEMENT LEARNING FOR BUG LOCALIZATION

In this section, we discuss the steps we follow to use RLocator. First, we explain (in Section IV-A) the pre-processing step required for using RLocator. Then, we explain (in Section IV-B) the formulation steps of our design of RLocator. We present the overview of our approach in Figure 1.

A. Pre-process

Before using the bug reports and source code files to train the RL model, they undergo a series of pre-processing steps. The steps are described in this section.

Input: The inputs to our bug localization tool are bug reports and source code files associated with a particular version of a project repository. Software projects maintain a repository for their bugs or issues (e.g., Jira, Github, Bugzilla). The first component, the bug report, can be retrieved from those issue repositories. We use the bug report to obtain the second component (i.e., source code) by identifying the project version affected by the bug. Typically, each bug report is associated with a version or commit SHA of the project repository. After identifying the buggy version, we collect all source code files from the specific version of the code repository. In the training phase, we compile bug reports and source code files into a dataset for subsequent usage. Our dataset contains a set of bug reports where each bug report has its own set of source code files. In real-world usage, RLocator directly accesses bug reports and source code files from the repository. In Figure 1, we illustrate the input stage where we get the bug report and source code files from the dataset.

Shortlisting source code files: The number of source code files in different versions of the repository can be different. All of the source code files can be potentially responsible for a bug. In this step, we identify K source code files as candidates for each bug. We limited the candidates to K as we cannot pass a variable number of source code files to the RL model. Moreover, given that RLocator primarily learns from developers’ feedback, its usage can prove challenging for a developer with many candidate source code files. To illustrate the issue, consider a repository with 700 files. RLocator presents files to the developer one by one for relevance verification. This sequential approach significantly prolongs the time taken to find a relevant file, resulting in a waste of developers’ time. Consequently, it is crucial to limit the number of files shown to developers by providing a shortlisted set for assessment.

To identify the K most relevant files, we use ElasticSearch (ES). ES is a search engine based on the Lucene search engine project. It is a distributed, open-source search and analytic engine for all data types, including text. It analyzes and indexes words/tokens for the textual match and uses BM25 to rank the files matching the query. We use the ES index for identifying the topmost k source code files related to a bug report. Following the study by Liu et al. [32] (who used ES in the context of code search), we build an ES index using the source code files and then queried the index using the bug report as the query. Then, we picked the first k files with the highest textual similarities with the bug report. We want to

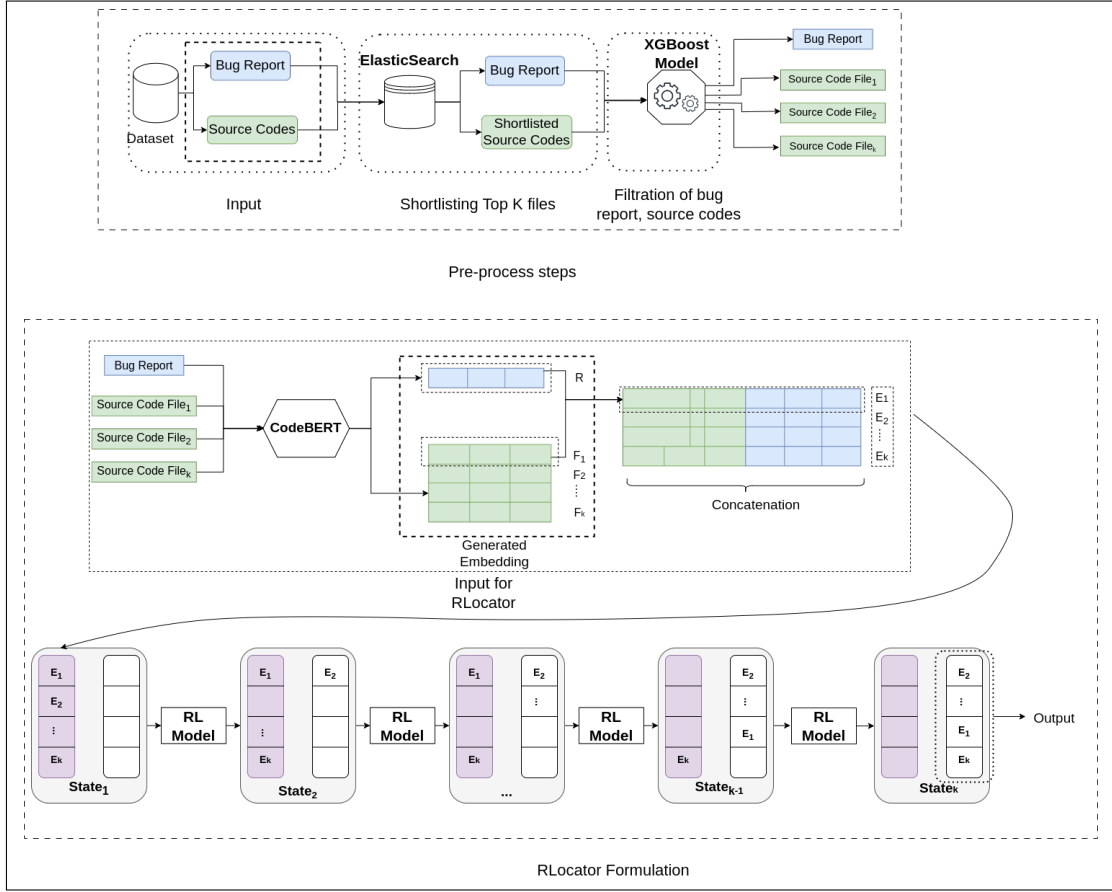


Fig. 1. Bug Localization as Markov Decision Process.

note that the goal of bug localization is to get the relevant files to be ranked as close to the 1st rank as possible. Hence, metrics like MAP and MRR can measure the performance of bug localization techniques. While one can argue why we not only rely on ES to rank the relevant files, we find that the MAP and MRR of using ES are poor. Our RL-based technique learns from feedback and aims to rerank the output from ES to get higher MAP and MRR scores. In Figure 1, we illustrated the candidate refinement step where we query ElasticSearch using the bug report and use outputs to refine the candidate source code files.

Filtration of bug report and source code files: One limitation of ES is that it sometimes returns irrelevant files among the top k most relevant source code files. When there are no relevant files in the first k files, it hinders RLocator training using developer feedback and introduces noise. Therefore, we use an XGBoost-based binary classifier [33] to identify cases where ES may return no relevant files in the top k files. The rationale for using XGBoost is twofold: (1) to optimize developer time by not presenting irrelevant files and (2) to filter out noise during training.

ES-based filtering is not used because its similarity values are not normalized, and cosine similarity is inapplicable to text data. We provide the XGBoost model with the bug report and the top k files retrieved by ES to determine if any are relevant. If the XGBoost model predicts no relevant files in the set, we

exclude those bug reports and their associated files. Each bug report is associated with its unique set of source code files, so filtering one does not impact others.

To build the model, we study the most important features associated with the prediction task. We consult the related literature on the field of information retrieval [35], [38], [36] and bug report classification [34] for feature selection. The list of computed features is presented in Table I. For our dataset, we calculate the selected features and trained the model using 10-fold cross-validation. The results show that our classifier model has a precision of 0.78, a recall of 0.93, and an F1-score of 0.85. Additionally, the model is able to correctly classify 91% of the dataset (there will be relevant source code files in the top k files returned by ES).

After filtration, we pass each bug report and its source code files to RLocator. In Figure 1, we have depicted the operational procedure of RLocator. The workflow commences with a curated dataset containing bug reports and source code files. Subsequently, we index the source code files into the ES index. From ES, we obtain bug reports and shortlisted K source code files linked to those bug reports. Following this shortlisting, we employ the XGBoost model to predict the presence of a relevant file within the top K files. If at least one relevant file exists, we proceed to the next step by passing the bug reports and filtered source code files.

TABLE I
DESCRIPTION AND RATIONALE OF THE SELECTED FEATURES.

Feature	Description	Rationale
Bug Report Length	Length of the bug report.	Fan et al. [34] found that it is hard to localize bugs using a short bug report. A short bug report will contain little information about the bug. Thus it will be hard for the ElasticSearch to retrieve source code file responsible for this bug.
Source Code Length	Median length of the source code files associated with a particular bug. Note that we calculate the string length of the source code files after removing code comments.	Prior studies [35], [36] found that calculating textual similarity is challenging for long texts. Length of source code may contribute to the performance drop of ElasticSearch.
Stacktrace	Availability of stack trace in bug report.	Schroter et al. [37] found that stacktraces in bug reports can help the debugging process as they may contain useful information. Availability of stacktraces may improve the performance of ElasticSearch.
Similarity	Ratio of similar tokens between a bug report and source code files	Similarity indicates the amount of helpful information in the bug report. We calculate the similarity based on the equation presented in Section VI.

B. Formulation of RLocator

In the previous step, we have pre-processed the dataset for training the reinforcement learning model. We shortlist k most relevant files for each bug report. After that, we identify the bug reports for which there will be no relevant files in top k files and filter out those bug reports. Finally, we pass the top k relevant files to RLocator. In this section, we explain how RLocator employs Reinforcement Learning for its bug localization. Our approach is grounded in the belief that each bug report contains specific indicators, such as terms and keywords, aiding developers in pinpointing problematic source code files. For example, in Java code, we can get a nested exception (the exception that leads to another exception, and another; an example is available in the online Appendix [39]). A developer can identify the root exception and which method call (or any other code block) caused that. After that, they can go for the implementation of that method in the source code files. The process indicates that developers can identify and use the important information from a bug report. Following prior studies [40], [41], we formulate RLocator into a Markov Decision Process (MDP) by dividing the ranking problem into a sequence of decision-making steps. A general RL model can be represented by a tuple $\langle S, A, \tau, \mathbb{R}, \pi \rangle$, which is composed of states, actions, transition, reward, and policy, respectively. Figure 1 shows an overview of our RLocator approach. Next,

we describe the formulation steps of each component of RLocator.

States: S is the set of states. The RL model moves from one state to another state until it reaches the end state. To form the states of the MDP, we apply the following steps:

Input:

The input of our MDP comprises a bug report and the top K relevant source code files from a project repository. We use CodeBERT [28], a transformer-based model, to convert text into embeddings, representing the text in a multi-dimensional space. CodeBERT is chosen for its ability to handle long contexts, making it suitable for long source code files where methods may be declared far from their usage. Unlike Word2Vec, which generates static embeddings for words, CodeBERT generates dynamic embeddings for sequences, capturing context during inference. This is crucial in source code files where variable use depends on scope.

CodeBERT, trained on natural language and programming language pairs, handles both programming and natural languages. Its self-attention mechanism assesses the significance of individual terms, helping link bug reports to relevant source code files. For example, in a Java nested exception, developers can identify the main exception and pinpoint the responsible code block. RLocator relies on this self-attention mechanism to identify and leverage these informative cues effectively.

In our approach, as shown in Figure 1, the embedding model processes bug reports and source code files, generating embeddings for the source code files F_1, F_2, \dots, F_k , and the bug report R .

Concatenation: After we obtain the embedding for the source codes and the bug report, we concatenate them. As prior studies [42], [43] suggest combining distinct sets of features through concatenation and processing them with a linear layer enables effective interaction among the features. Furthermore, feature interaction is fundamental in determining similarity [44], [45]. Thus, with the goal of calculating the similarity between a bug report and a source code file pair, we concatenate their embedding. Given our example in Figure 1, we concatenate the embedding of F_1, F_2, \dots , and F_k with the embedding of bug report R independently. This step leads us to obtain the corresponding concatenated embedding E_1, E_2, \dots , and E_k , as shown in Figure 1.

Note that each state of the MDP comprises two lists: a candidate list and a ranked list. The candidate list contains the concatenated list of embedding. As shown in our example in Figure 1, the candidate list contains E_1, E_2, \dots , and E_k . In the candidate list, source code embeddings (code files and bug reports embedding concatenated together) are ranked randomly. The other list is the ranked list of source code files based on their relevance to the bug report R . Initially (at $State_1$), the candidate list is full, and the ranked list is empty. In each state transition, the model moves one embedding from the candidate list to the ranked list based on their probability of being responsible for a bug. In the final state, the ranked list will be full, and the candidate list will be empty. We describe the process of selecting and ranking a file in detail in the next step.

Actions: We define *Actions* in our MDP as selecting a file from

the candidate list and moving it to the ranked list. Suppose at the timestep t ; the RL model picks the embedding E_1 , then the rank of that particular file will be t . In Figure 1 at the timestamp 1, the model picks concatenated embedding of file F_2 . Thus, the rank of F_2 will be 1. As in each timestamp, we are moving one file from the candidate list to the ranked list; the total number of files will be equal to the number of states and the number of actions. For identifying the potentially best action at any timestamp t , we use a deep learning (DL) model (indicated as *Ranking Model* in Figure 1), which is composed of a Convolutional Neural Network (CNN) followed by a Long Short-Term Memory (LSTM) [46]. Following [47], [48], [49], we use CNN to establish the connection between source code files and bug reports and extract relevant features. As mentioned earlier, developers acquire the ability to recognize cues and subsequently employ them to establish the association between source code files and bug reports. The CNN facilitates the second stage of bug localization, which involves extracting important features. The input of the CNN is the concatenated embedding of both bug reports and each source code file, and the output of CNN is extracted features from the combined embedding of bug reports and source code files. The features are later used to calculate relevance.

On the other hand, LSTM [50] intends to make the model aware of a restriction, which we call *state awareness*. That is, in each timestamp, the model is allowed to pick the potentially best embedding that has not been picked yet, i.e., if a file is selected at $State_i$, it cannot be selected again in a later state (i.e., $State_{i+j}; j \geq 1$). The LSTM retains the state and aids the RL agent in choosing a subsequent action that does not conflict with prior actions. Thus, following previous studies [51], [52], we use an LSTM to make the model aware of previous actions. The LSTM takes a set of feature vectors as input and outputs the id of the source code file most suitable for the current state.

Transition: $\tau(S, A)$ is a function $\tau : S \times A \rightarrow S$ which maps a state s_t into a new state s_{t+1} in response to the selected action a_t . Choosing an action a_t means removing a file from the candidate list and placing it in the ranked list.

Reward: A reward is a value provided to the RL agent as feedback on their action. We refer to a reward received from one action as *return*. The RL technique signals the agent about the appropriate action in each step through the *Reward Function*, which can be modeled using the retrieval metrics. Thus, the RL agent can learn to optimize the retrieval metrics through the reward function. We consider two important factors in the ranking evaluation: the position of the relevant files and the distance between relevant files in the ranked list of embedding. We incorporated both factors in designing the reward function shown below.

$$\mathcal{R}(S, A) = \frac{M * \text{file relevance}}{\log_2(t+1) * \text{distance}(s)}; \text{if } A \text{ is} \\ \text{an action that has not been selected before} \quad (1)$$

$$\mathcal{R}(S, A) = -\log_2(t+1); \text{otherwise} \quad (2)$$

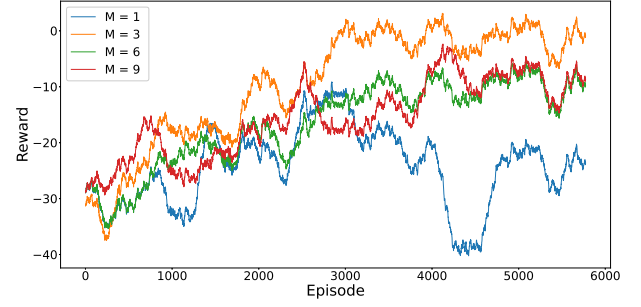


Fig. 2. Effect of M in the reward-episode graph.

$$\text{distance}(S) = \text{Avg.}(\text{Distance between currently} \\ \text{picked subsequent related files}) \quad (3)$$

In Equations 1 and 2, t is the timestamp, S is State and A is Action. Mean reciprocal rank (MRR) measures the average reciprocal rank of all the relevant files. In Equation 1, $\frac{\text{file relevance}}{\log_2(t+1)}$ represents the MRR. The use of a logarithmic function in the equation is motivated by previous studies [53], [54], which found that it leads to a stable loss. When the relevant files are ranked higher, the average precision tends to be higher. To encourage the reinforcement learning system to rank relevant files higher, we introduce a punishment mechanism if there is a greater distance between two relevant files. By imposing this punishment on the agent, we incentivize it to prioritize relevant files in higher ranks, which in turn contributes to the Mean Average Precision (MAP).

We illustrate the reward functions with an example below. Presuming that the process reaches State S_6 and the currently picked concatenated embeddings are $E_1, E_2, E_3, E_4, E_5, E_6$ and their relevancy to the bug report is $\langle 0, 0, 1, 0, 1, 1 \rangle$. This means that these embeddings (or files) ranked in the 3rd, 5th, and 6th positions are relevant to the bug report. The position of the relevant files are $\langle 3, 5, 6 \rangle$, and the distance between them is $\langle 1, 0 \rangle$. Hence, $\text{distance}(S_6) = \text{Avg.} \langle 1, 0 \rangle = 0.5$. If the agent picks a new relevant file, we reward the agent M times the reciprocal rank of the file divided by the distance between the already picked related files. In our example, the last picked file, E_6 's relevancy is 1. Thus, we have the following values for Equation 1: $\text{distance}(S_6) = 0.5$; $\log_2(6+1) = 2.8074$; $\text{file relevance} = 1$. Note that M is a hyper-parameter. We find that three as the value of M results in the highest reward for our RL model. We identify the best value for M by experimenting with different values (1, 3, 6, and 9). Figure 2 shows the resulting reward-episode graph using different values of M . Hence, given $M = 3$, the value of the reward function will be $\mathcal{R}(S, A) = \frac{3*1}{2.8074*0.5} = 2.14$. The reward can vary between M to ~ 0 . A higher value of the reward function indicates a better action of the model. Finally, in the case of optimal ranking, the $\text{distance}(S)$ will be zero. We handle this case by assigning a value of 1 for $\text{distance}(S)$. Even though we are using MRR and MAP as optimization goals we do not require labeled data. Instead, it learns from developers' feedback. It presents a limited set of

files to the developer, seeking their feedback. If a developer deems a specific file as relevant, they can click on it. This click feedback signifies the file’s relevance within the set. RLocator leverages this input at Equation 1 and learns the process of bug localization. Incorporating developers’ feedback may cause some inconvenience. However, all machine learning models are prone to data drift [55], [56], [57], where initial training data no longer matches current data, leading to declining performance. RLocator addresses this by continuously updating its learning based on developers’ feedback.

We limit the number of actions to 31 in RLocator. Since the number of states equals the number of actions, we also limit the number of states to 31. The prediction space of a reinforcement learning agent cannot be variable, and the number of source code files is variable. Thus, we must fix the number of actions, k , to a manageable number that fits in memory. We use an Nvidia V100 16 GB GPU and found that with more than 31 actions, training scripts fail due to out-of-memory errors. Therefore, we set $K = 31$ to keep the state size under control. As mentioned in Section IV-A, we select the top 31 relevant source code files from ES and pass them to RLocator, ensuring the number of states and files remains the same.

C. Developers’ Workflow

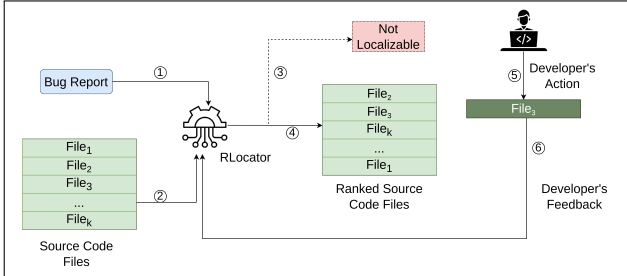


Fig. 3. Developer interaction flow.

Figure 3 illustrates the interaction flow of developers using RLocator, which is represented as a central black box in the diagram. Details of RLocator are presented in Figure 1. The process begins with RLocator receiving two primary inputs: a bug report and all the source code files, labeled as 1 and 2, respectively, in the figure. After processing these inputs, RLocator outputs a ranked list of 31 source code files, indicated by step #4. Developers then review this list to identify and select files that may contain bugs; an example is shown when a developer selects *File₃*, noted as step #5. This selection serves as feedback to RLocator, marked by step #6, aiding in refining its bug localization strategy. The feedback from developers is expressed as a binary value: files that developers open are marked with a 1, and all other files are marked with a 0. Additionally, the system can also indicate its inability to localize a bug for a given report, as shown by step #3. This ongoing loop allows RLocator to stay updated with changes in techniques and patterns, enhancing its bug localization performance.

TABLE II
DATASET STATISTICS.

Project	# of Bug Reports	Avg. # of Buggy Files per Bug
AspectJ	593	4.0
Birt	6,182	3.8
Eclipse UI	6,495	2.7
JDT	6,274	2.6
SWT	4,151	2.1
Tomcat	1,056	2.4

V. DATASET AND EVALUATION MEASURES

In this section, we discuss the dataset used to train and evaluate our model (section V-A). Then, we present the evaluation metrics we use for evaluation (section V-B).

A. Dataset

In our experiment, we evaluate our approach on six real-world open-source projects [58], which are commonly used benchmark datasets in bug localization studies [18], [6]. Prior work has shown that this dataset has the lowest number of false positives and negatives compared to other datasets [59], [60], [3], [61], [62]. Following previous studies, we train our RLocator model separately for each of the six Apache projects (AspectJ, Birt, Eclipse Platform UI, JDT, SWT, Tomcat). Table II shows descriptive statistics on the datasets.

The dataset contains metadata such as bug ID, description, report timestamp, commit SHA of the fixing commit and buggy source code file paths. Each bug report is associated with a commit SHA/version, and we use a multiple version set matching approach to exclusively utilize the source code files linked to each specific report [59]. This approach closely resembles the bug localization process done by developers and reduces noise in the dataset, improving tool performance.

We identify the version containing the bug from the commit SHA and collect all relevant source code files from that version, excluding the bug-fixing code. This ensures our bug localization system closely mimics real-world scenarios.

For training and testing, we use 91% of the data, sorting the dataset by the date of bug reports and splitting it 60:40 for training and testing, respectively. Unlike previous studies [63] that used a 60:20:20 split, we repurpose validation data for testing to shorten the training duration.

B. Evaluation Measures

The dataset proposed by Ye et al. [58] provides ground truth associated with each bug report. The ground truth contains the path of the file in the project repository that has been modified to fix a particular bug. To evaluate RLocator performance, we use the ground truth and analyze the experimental results based on three criteria, which are widely adopted in bug localization studies [3], [5], [6], [7], [8].

- **Mean Reciprocal Rank (MRR):** To identify the average rank of the relevant file in the retrieved files set, we

adopted the Mean Reciprocal Rank. MRR is the average reciprocal rank of the source code files for all the bug reports. We present the equation for calculating MRR below, where A is the set of bug reports.

$$MRR = \frac{1}{|A|} \sum_A \frac{1}{\text{Least rank of the relevant files}} \quad (4)$$

Suppose we have two bug reports, $report_1$ and $report_2$. For each bug report, the bug localization model will rank six files. For $report_1$ the ground truth of the retrieved files are $[0, 0, 1, 0, 1, 0]$ and for $report_2$ the ground truth of the retrieved files are $[1, 0, 0, 0, 0, 1]$. In this case, the least rank of relevant files is 3 and 1, respectively, for $report_1$ and $report_2$. Now, the $MRR = \frac{1}{2}(\frac{1}{3} + \frac{1}{1}) = 0.67$

- **Mean Average Precision (MAP):** To consider the case where a bug is associated with multiple source code files, we adopted Mean Average Precision. It provides a measure of the quality of the retrieval [3], [64]. MRR considers only the best rank of relevant files; on the contrary, MAP considers the rank of all the relevant files in the retrieved files list. Thus, MAP is more descriptive and unbiased than MRR. Precision means how noisy the retrieval is. If we calculate the precision on the first two retrieved files, we will get precision@2. For calculating average precision, we have to figure precision@1, precision@2,... precision@k, and then we have to average the precision at different points. After calculating the average precision for each bug report, we have to find the mean of the average precision to calculate the MAP.

$$MAP = \frac{1}{|A|} \sum_A \text{AvgPrecision}(Report_i) \quad (5)$$

We show the MAP calculation for the previous example of two bug reports. The Average precision for $report_1$ and $report_2$ will be 0.37 and 0.67. So, the $MAP = \frac{1}{2}(0.36 + 0.67) = 0.52$

- **Top K:** For fair comparison with prior studies [49], [48] and to present a straightforward understanding of performance we calculate Top K. Top K measures the overall ranking performance of the bug localization model. It indicates the percentage of bug reports for which at least one buggy source appears among the top K positions in the ranked list generated by the bug localization tool. Following previous studies (e.g., [49], [48]), we consider three values of K: 1, 5, and 10.

VI. RLOCATOR PERFORMANCE

We evaluate RLocator on the hold-out dataset using the metrics described in Section V-B. As there has been no RL-based bug localization tool, we compare RLocator with three state-of-the-art bug localization tools: BugLocator, FLIM, and BL-GAN.

A short description of the approaches is presented below.

- BugLocator [3]: an IR-based tool that utilizes a vector space model to identify the potentially responsible source

code files by estimating the similarity between source code file and bug report.

- FLIM [18]: a deep-learning-based model that utilizes a large language model like CodeBERT.
- BL-GAN [7]: uses generative adversarial strategy to train an attention-based transformer model.

We use the original implementations to assess the performance of BugLocator [3] and FLIM [18]. Additionally, we fine-tune a CodeBERT [28] model as a baseline to demonstrate the benefits of using reinforcement learning. For tools like CAST [5], KGBugLocator [6], and BL-GAN [7], which lack replication packages, we refer to their respective studies. These studies show that KGBugLocator outperforms CAST, and BL-GAN outperforms KGBugLocator. Consequently, we replicate BL-GAN based on its study descriptions.

Regarding FBL-BERT [8], a recent technique, we do not compare it with RLocator. This is because FBL-BERT performs bug localization at the changeset level, and applying it to our file-level dataset would disadvantage FBL-BERT, as it is designed for shorter documents. Therefore, comparing it with RLocator would be unfair.

Furthermore, other studies, such as DeepLoc [63], bJXnet [65], CAST [5], KGBugLocator [6], and Cheng et al. [66], also propose deep learning-based approaches but do not provide replication packages. Although these studies evaluate similar projects, the lack of available code or pre-trained models prevents further comparison. However, to ensure comprehensive information, we include a table in our online appendix [39] displaying their performance alongside RLocator.

A. Retrieval performance

We use $k=31$ relevant files in RLocator, allowing us to rerank files for 91% of the bug reports. Table III shows RLocator's performance on 91% and 100% of the data. RLocator is not designed for 100% data as it cannot rerank files if no relevant files are in the top k files. For such cases, we estimate performance assuming zero contribution, providing a lower bound for RLocator's effectiveness. This conservative approach ensures we do not overestimate the technique's effectiveness. **Table III showcases that RLocator achieves better performance than BugLocator and FLIM in both MRR and MAP across all studied projects when using the 91% data.** On 91% data, RLocator outperforms FLIM by 5.56-38.3% in MAP and 3.77-36.73% in MRR. Regarding Top K, the performance improvement is up to 23.68%, 15.22%, and 11.32% in terms of Top 1, Top 5, and Top 10, respectively. Compared to BugLocator, RLocator achieves performance improvement of 12.5 - 56.86% and 9.8% - 41.51%, in terms of MAP and MRR, respectively. Regarding Top K, the performance improvement is up to 26.32%, 41.3%, and 35.85% in terms of Top 1, Top 5, and Top 10, respectively. The results indicate that RLocator consistently outperforms BL-GAN in 91% settings across all metrics. Specifically, in the TopK measurements, RLocator's performance exceeded that of BL-GAN, with improvements ranging from 55.26% to 3.33%. Additionally, RLocator achieved performance gains of 40.74% in MAP and 32.2% in MRR, respectively.

TABLE III
RLOCATOR PERFORMANCE.

Project	Model	Top 1		Top 5		Top 10		MAP		MRR	
		91%	100%	91%	100%	91%	100%	91%	100%	91%	100%
AspectJ	RLocator	0.46	0.40	0.69	0.63	0.75	0.70	0.56	0.46	0.59	0.50
	BugLocator	0.36	0.28	0.50	0.45	0.56	0.51	0.33	0.31	0.49	0.48
	FLIM	0.51	0.36	0.65	0.60	0.72	0.67	0.41	0.35	0.47	0.45
	CodeBERT	0.4	0.35	0.59	0.55	0.65	0.61	0.49	0.39	0.51	0.44
	BL-GAN	0.41	0.38	0.6	0.55	0.71	0.65	0.33	0.31	0.42	0.39
Birt	RLocator	0.65	0.25	0.46	0.41	0.53	0.48	0.47	0.38	0.49	0.41
	BugLocator	0.61	0.15	0.27	0.21	0.34	0.29	0.30	0.30	0.39	0.38
	FLIM	0.49	0.18	0.39	0.34	0.47	0.42	0.29	0.25	0.31	0.28
	CodeBERT	0.33	0.22	0.39	0.35	0.46	0.43	0.41	0.33	0.42	0.35
	BL-GAN	0.17	0.16	0.33	0.3	0.46	0.42	0.32	0.29	0.4	0.37
Eclipse Platform UI	RLocator	0.45	0.37	0.69	0.63	0.78	0.73	0.54	0.42	0.59	0.50
	BugLocator	0.45	0.33	0.54	0.49	0.63	0.58	0.29	0.30	0.38	0.35
	FLIM	0.48	0.41	0.72	0.67	0.80	0.75	0.51	0.48	0.52	0.53
	CodeBERT	0.39	0.32	0.6	0.55	0.68	0.62	0.47	0.36	0.52	0.44
	BL-GAN	0.34	0.31	0.53	0.49	0.66	0.61	0.32	0.3	0.4	0.36
JDT	RLocator	0.44	0.33	0.67	0.61	0.78	0.75	0.51	0.44	0.53	0.45
	BugLocator	0.34	0.21	0.51	0.45	0.60	0.55	0.22	0.20	0.31	0.28
	FLIM	0.40	0.35	0.65	0.60	0.82	0.77	0.42	0.41	0.51	0.49
	CodeBERT	0.38	0.29	0.59	0.54	0.68	0.66	0.44	0.38	0.46	0.39
	BL-GAN	0.3	0.27	0.53	0.48	0.64	0.59	0.35	0.32	0.44	0.41
SWT	RLocator	0.40	0.30	0.57	0.51	0.63	0.58	0.48	0.42	0.51	0.44
	BugLocator	0.37	0.25	0.50	0.45	0.56	0.51	0.42	0.40	0.46	0.43
	FLIM	0.51	0.37	0.70	0.65	0.83	0.78	0.43	0.43	0.48	0.50
	CodeBERT	0.34	0.27	0.5	0.45	0.54	0.51	0.42	0.37	0.45	0.39
	BL-GAN	0.31	0.29	0.53	0.48	0.6	0.55	0.37	0.34	0.44	0.4
Tomcat	RLocator	0.46	0.39	0.61	0.55	0.73	0.68	0.59	0.47	0.62	0.51
	BugLocator	0.40	0.29	0.43	0.38	0.55	0.50	0.31	0.27	0.37	0.35
	FLIM	0.51	0.42	0.70	0.65	0.76	0.71	0.52	0.47	0.59	0.60
	CodeBERT	0.39	0.34	0.53	0.49	0.62	0.6	0.51	0.41	0.53	0.44
	BL-GAN	0.38	0.35	0.61	0.55	0.65	0.61	0.43	0.4	0.55	0.5

The results point out that RLocator outperforms BL-GAN across all the metrics in 91% settings. Specifically, in TopK, RLocator achieved better performance than BL-GAN, ranging from 3.33% to 55.26%. The performance gain is 40.74% and 32.2% for MAP and MRR, respectively.

Compared to the CodeBERT model trained as a classifier (CodeBERT), RLocator achieves better performance across all the metrics. CodeBERT model archives consistently lower performance across all the metrics. The performance drops up to 17.65%, 15.63%, 17.95%, 17.14%, and 16.67% for Top1, Top5, Top 10, MAP, and MRR, respectively.

When we consider 100% of the data, RLocator has better MAP results than FLIM in three out of the six projects (AspectJ, Birt, and JDT) by 6.82-34.21%, equal to FLIM in one project (Tomcat) and worse than FLIM in 2 projects (Eclipse Platform UI and SWT) by 2-14%. The underperformance of

RLocator in the Eclipse Platform UI and SWT projects can be linked to the poor and inconsistent quality of bug reports, which creates a significant lexical gap between the reports and the source code. By applying the IMaChecker [67] approach, we discovered that AspectJ reports are of the highest quality, whereas those for Eclipse Platform UI, SWT, and Tomcat rank among the lowest. For a detailed analysis of bug report quality, please refer to the online Appendix [39]. In terms of MRR, RLocator is better than FLIM in 2 projects (AspectJ and Birt) by 10-31.71% and worse than FLIM in the remaining four projects (Eclipse platform UI, JDT, SWT, and Tomcat) by 6-18%. In terms of Top K, RLocator ranks 4.29-12.5% more bugs in the top 10 positions than FLIM in two projects. On the other hand, in the rest of the four projects, FLIM ranks more bugs in the top 10 positions, ranging between 2.74 - 34.48%. When comparing RLocator with BugLocator

for the 100% data along MAP, we find that the RLocator is better in five of the six projects and similar in just the Tomcat project. With respect to MRR, RLocator is better than BugLocator in all six projects. In terms of Top K, RLocator ranks more bugs than BugLocator in the top 10 position, where the improvement ranges between 12.07 -39.58%. The results demonstrate that RLocator consistently surpasses BLGAN in all metrics in the 100% setting. Specifically, in the TopK metric, RLocator’s performance was better than BLGAN, with improvements ranging from 3.33% to 36%. The performance enhancements for RLocator are 32% in MAP and 1.96% in MRR, respectively.

It is important to note that MAP provides a more balanced view than MRR and top K since it accounts for all the files that are related to a bug report and not just one file. Additionally, in our technique, we optimize to give more accurate results for most of the bug reports than give less accurate results on average for all the bug reports. Thus, **by looking at the MAP data for the 91%, we can see that RLocator performs better than the state-of-the-art techniques in all projects. Even if we consider 100% of the data, RLocator is still better than other techniques in the majority of the projects.** Only with 100% of the data and when using MRR as the evaluation metric, RLocator does not perform better than the state-of-the-art in most projects.

RLocator performs the worst in the Birt project, with a performance drop of 10.47% in MAP, 11.71% in MRR, and 41.42% in the top 10 compared to its average on 91% of the data. Despite this, RLocator outperforms FLIM by 38.3% in MAP, 36.73% in MRR, and 11.32% in the top 10. It also surpasses BugLocator by 36.17% in MAP, 20.41% in MRR, and 35.85% in the top 10. Factors like bug report quality, amount of information in the bug report, and source code length may contribute to the performance drop. We measure helpful information in bug reports using a *similarity* metric, which calculates the ratio of similar tokens between source code files and bug reports, indicating the potential usefulness of the report for bug localization. The metric is defined in equation 6.

$$\text{Similarity} = \frac{\text{Bug Report Tokens} \cap \text{File Tokens}}{\# \text{ of Unique Tokens in Bug Report}} \quad (6)$$

The median similarity scores for the Birt, Eclipse Platform UI, and SWT projects are 0.29, 0.30, and 0.33, respectively, making them the lowest among the six projects. This observation suggests that the lower quality of bug reports (reflected in their similarity to source files) may contribute to the decreased performance of RLocator in these projects.

To effectively use RLocator in real-world scenarios, we employ an XGBoost model (Section IV-A) to filter out bug reports where relevant files do not appear in the top K ($=31$) files. We then compute the importance of features listed in Table I using XGBoost’s built-in module. The importance score indicates each feature’s contribution to the model, with higher values signifying greater importance. Figure 4 shows that similarity is the most crucial feature, followed by source code length and Bbg report length. These findings highlight

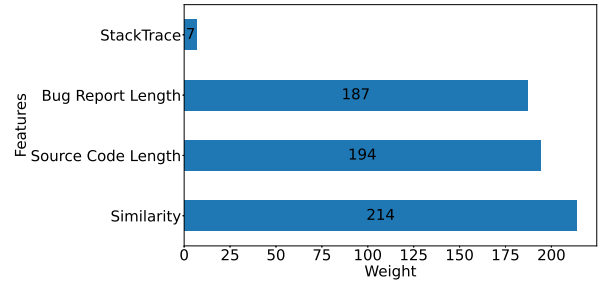


Fig. 4. Feature importance of classifier model.

the importance of similarity in text-based search systems and suggest that high-quality bug reports can influence localization performance.

B. Entropy Ablation Analysis: Impact of Entropy on RLocator performance

We conduct an ablation study to gain insights into the significance of each component of RLocator. The main two components of RLocator are the ES-based shortlisting step and the reinforcement learning step.

In RL, we have used the A2C with entropy algorithm. Entropy refers to the unpredictability of an agent’s actions. A low entropy indicates a predictable policy, while high entropy represents a more random and robust policy. An agent in RL will tend to repeat actions that previously resulted in positive rewards while learning the policy. The agent may become stuck in a local optimum due to exploiting learned actions instead of exploring new ones and finding a higher global optimum. This is where entropy comes useful: we can use entropy to encourage exploration and avoid getting stuck in local optima [68]. Because of this, entropy in RL has become very popular in the design of RL approaches such as A2C [69]. In our proposed model (Section VI-A), we use A2C with entropy to train the RLocator aiming to rank relevant files closer to each other. As entropy is part of the reward, the gradient descent process will try to maximize the entropy. Entropy will increase if the model identifies different actions as the best in the same state. However, those actions must select a relevant file; otherwise, the reward will be decreased. Thus, if there are multiple relevant files in a state, the A2C with entropy regularized model will assign almost the same probability in those actions (actions related to selecting those relevant files). This means that when the states are repeated, a different action will likely be selected each time. This probability assignment will lead to a higher MAP.

The observed performance of RLocator in achieving higher MAP can be interpreted due to two factors: 1) the way we design our reward function, given that we define a function that aims to encourage higher MAP; 2) the inclusion of entropy, as entropy regularization is assumed to enable the model to achieve higher MAP.

Hence, to provide a better understanding of our model, we measure the performance of three different steps of our model separately. The ES-based shortlisting step, the A2C-based RL

TABLE IV
RLOCATOR PERFORMANCE WITH AND WITHOUT ENTROPY FOR A2C.

Project	Model	Top 1	Top 5	Top 10	MAP	MRR
AspectJ	ES	0.15	0.20	0.28	0.23	0.27
	A2C	0.27	0.39	0.48	0.40	0.52
	A2C with Entropy	0.46	0.69	0.75	0.56	0.59
Birt	ES	0.10	0.14	0.17	0.18	0.23
	A2C	0.21	0.30	0.43	0.31	0.42
	A2C with Entropy	0.38	0.46	0.53	0.47	0.49
Eclipse Platform UI	ES	0.09	0.15	0.19	0.25	0.31
	A2C	0.25	0.38	0.51	0.39	0.51
	A2C with Entropy	0.45	0.69	0.78	0.54	0.59

model (without entropy), and the A2C with entropy model. Due to resource (time and GPU) limitations, we limit our evaluation to half of the total projects in our dataset, i.e., AspectJ, Birt, and Eclipse Platform UI. We observe a similar trend in those three projects. Thus, we believe our results will follow a similar trend in the remaining projects.

Table IV presents the performance of the three choices (i.e., ES, A2C only, and A2C with Entropy). Table IV shows that ES archives the baseline performance, which is 53-61% lower than the A2C with entropy model in terms of MAP and 47-54% lower in terms of MRR. We also find that the MRR and MAP of the models without entropy are lower than those of the A2C with entropy models. Table IV shows that in terms of MAP, the performance of A2C with entropy models is higher than A2C models by a range of 27.78-34.04%. In MRR and the top 10, the A2C with entropy model achieves higher performance by a range of 11.86-13.56% and 18.87 - 36%, respectively. Such results indicate that entropy could substantially contribute to the model performance regarding MAP, MRR, and Top K. Moreover, this shows that the use of entropy encourages the RL agent to explore possible alternate policies [70]; thus, it has a higher chance of getting a better policy for solving the problem in a given environment than the A2C model.

VII. RELATED WORK

The work most related to our study falls into studies on bug localization techniques. In the following, we discuss the related work and reflect on how the work compares with ours.

A plethora of work studied how developers localize bugs [71], [72], [73], [74]. For example, Böhme et al. [71] studied how developers debug. They found that the most popular technique for localizing a bug is forward reasoning, where developers go through each computational step of a failing test case to identify the location. Zimmermann et al. [74] studied the characteristics of a good bug report and found that test cases and stack traces are one of the most important criteria that makes a good bug report. While these studies focused on developers' manual localization of bugs, our approach examines the automation of the bug localization process for developers.

Several studies offered test case coverage-based solutions for bug localization [75], [76], [77]. Vancsics et al. [75]

proposed a count-based spectrum instead of a hit-based spectrum in the Spectrum-Based Fault Localization (SBFL) tool. GRACE [76] proposed gated graph neural network-based representation learning to improve the SBFL technique. However, these studies mainly utilize test cases to localize bugs, whereas our approach (RLocator) focuses on the bug report for bug localization.

There were several efforts to assess the impact of query reformulation in improving the performance of existing bug localization tools. [78], [79]. For example, Rahman et al. [78] found that instead of using the full bug report as a full-text query, a reformulated query with some additional expansion performs better. BugLocator [3] used a revised Vector Space Model (rVSM) to estimate the textual similarity between bug reports and source code files.

A few studies incorporated the information of program structures such as the Program Dependence Graph (PDG), Data Flow Graph (DFG) [80], and Abstract Syntax Tree (AST) for learning source code representation [4], [63], [80], [5], [65]. For example, CAST [5] used AST of the source code to extract the semantic information and then used Word2Vec to project the source code and the bug report in the same embedding space. They used a CNN model that measures the similarity between a bug report and source code. The model ranks the file based on the calculated similarity. Hyloc [9] incorporated the techniques of IR-based bug localization with deep learning. It concatenated the TF-IDF vector of the source code with repository and file-level metadata.

Other studies applied several deep learning-based approaches for bug localization [81], [6], [65]. DEMOB [81] used attention on ELMo [82] embedding, whereas KGBugLocator [6] used attention on graph embedding. BL-GAN [7] offered a generative adversarial network (GAN) based solution for bug localization. GAN is often seen as a methodology closely related to reinforcement learning, but it diverges from the typical use of the Markov decision process (MDP), a fundamental aspect of reinforcement learning [83], [14]. Additionally, BL-GAN has limitations in actively learning bug localization from developers' real-time actions. In contrast, we have incorporated developers' feedback directly into the reward function, allowing RLocator to learn from developers' actions. Xie et al. [84] employed GAN to create failing test cases, addressing the data imbalance issue within fault localization methods. White et al. [85] utilized reinforcement learning for fault localization in distributed networks. Nonetheless, their approach involves the reinforcement learning agent understanding how to interact with the network which is different from our approach. In our approach, the agent learns to localize bugs from developers' activity. Rezapour et al. [86] have provided a thorough exploration of reinforcement learning's application in fault localization within power systems. However, their discussed approaches significantly differ from ours. In the context of power systems, the reinforcement learning agent can directly observe phenomenal components (e.g., current, voltage) related to the environment. Moreover, the agents are allowed to probe the environment by changing current or voltage. In contrast, bug localization entails more abstract phenomenal components in the environment (e.g.,

interacting code blocks) and agents are not allowed to change any code or execute the code. Other studies focused on associating commits with bug reports [87], [8]. For example, FBL-BERT [8] used CodeBERT embedding for estimating the similarity between source code files and changesets of a commit. Based on the similarity, it ranks the suspicious commit. FLIM [18] also used CodeBERT embedding for estimating similarity. However, FLIM works on function-level bug localization.

Our approach, RLocator, uses deep reinforcement learning for bug localization, differing from previous similarity-based methods. By formulating the problem as a Markov Decision Process (MDP), we directly optimize evaluation measures. Testing on a dataset of 8,316 projects from six popular Apache projects, our results show significant performance improvement.

VIII. THREATS TO VALIDITY

RLocator has a number of limitations as well. We identify them and discuss how to overcome the limitations below.

Internal Validity. One limitation of our approach is we are not able to utilize 9% of our dataset due to the limitation of text-based search. One may point out that we exclude the bug reports where we do not perform well. But our the XGBoost model in our approach automatically identifies them and we say that we would rather not localize the source code files for these bug reports than localize them incorrectly. Hence, developers need to rely on their manual analysis only for the 9%. Moreover, as a measure of full transparency, we estimate the lower bound of RLocator performance for the 100% data and show that the difference is negligible.

External Validity. The primary concern for the external validity of the RLocator evaluation stems from its limitation to a small number of bugs in six varied, real-world open-source projects, potentially impacting its broad applicability. However, those projects are from different domains and used by prior studies [4], [5], [81], [6], [9], [88]. Furthermore, the A2C without entropy model was only evaluated on three projects because of the substantial resources required for training—taking about four days on an Nvidia V100 16GB GPU. The uniform outcomes across these projects indicate that similar results could be expected in the remaining projects. Additionally, due to the absence of a replication package, we replicated BL-GAN based on its description in the original study, which may lead to slight performance deviations. Nevertheless, after experimenting with various hyperparameters, we selected a set that achieves comparable performance to that reported in the original study.

Construct Validity. Finally, our evaluation measures might be one threat to construct validity. The evaluation measures may not completely reflect real-world situations. The threat is mitigated by the fact that the used evaluation measures are well-known [8], [18], [58], [3] and best available to measure and compare the performance of information retrieval-based bug localization tools.

IX. CONCLUSION

In this paper, we propose RLocator, a reinforcement learning-based (RL) technique to rank the source code files where the bug may reside, given the bug report. The key contribution of our study is the formulation of the bug localization problem using the Markov Decision Process (MDP), which helps us to optimize the evaluation measures directly. We evaluate RLocator on 8,316 bug reports and find that RLocator performs better than the state-of-the-art techniques when using MAP as an evaluation measure. Using 91% bug reports dataset, RLocator outperforms prior tools in all the project in terms of both MAP and MRR. When using 100% data, RLocator outperforms all prior approaches in four of six projects using MAP and two of the six projects using MRR. RLocator can be used along with other bug localization approaches to improve performance. Our results show that RL is a promising avenue for future exploration when it comes to advancing state-of-the-art techniques for bug localization. Future research can explore the application of advanced reinforcement learning algorithms in bug localization. Additionally, researchers can investigate how training on larger datasets impacts the performance of tools in low-similarity contexts.

X. DATA AVAILABILITY

To foster future research in the field, we make a replication package comprising our dataset and code are publicly available [39].


REFERENCES

- [1] T. D. LaToza and B. A. Myers, “Developers ask reachability questions,” in *Proceedings of the 32nd ACM/IEEE International Conference on Software Engineering - ICSE '10*. ACM Press, 2010.
- [2] J. Anvik, L. Hiew, and G. C. Murphy, “Coping with an open bug repository,” in *Proceedings of the 2005 OOPSLA workshop on Eclipse technology eXchange - eclipse '05*. ACM Press, 2005.
- [3] J. Zhou, H. Zhang, and D. Lo, “Where should the bugs be fixed? more accurate information retrieval-based bug localization based on bug reports,” in *2012 34th International Conference on Software Engineering (ICSE)*. IEEE, Jun. 2012.
- [4] Y. Xiao, J. Keung, K. E. Bennin, and Q. Mi, “Machine translation-based bug localization technique for bridging lexical gap,” *Information and Software Technology*, vol. 99, pp. 58–61, Jul. 2018.
- [5] H. Liang, L. Sun, M. Wang, and Y. Yang, “Deep learning with customized abstract syntax tree for bug localization,” *IEEE Access*, vol. 7, pp. 116 309–116 320, 2019.
- [6] J. Zhang, R. Xie, W. Ye, Y. Zhang, and S. Zhang, “Exploiting code knowledge graph for bug localization via bi-directional attention,” in *Proceedings of the 28th International Conference on Program Comprehension*. ACM, Jul. 2020.
- [7] Z. Zhu, H. Tong, Y. Wang, and Y. Li, “BL-GAN: Semi-supervised bug localization via generative adversarial network,” *IEEE Transactions on Knowledge and Data Engineering*, pp. 1–14, 2022.
- [8] A. Ciborowska and K. Damevski, “Fast changeset-based bug localization with BERT,” in *Proceedings of the 44th International Conference on Software Engineering*. ACM, May 2022.
- [9] A. N. Lam, A. T. Nguyen, H. A. Nguyen, and T. N. Nguyen, “Combining deep learning with information retrieval to localize buggy files for bug reports (n),” in *2015 30th IEEE/ACM International Conference on Automated Software Engineering (ASE)*. IEEE, Nov. 2015.
- [10] Z. Wei, J. Xu, Y. Lan, J. Guo, and X. Cheng, “Reinforcement learning to rank with markov decision process,” in *Proceedings of the 40th International ACM SIGIR Conference on Research and Development in Information Retrieval*. ACM, Aug. 2017.

- [11] O. Alejo, J. M. Fernandez-Luna, J. F. Huete, and R. Perez-Vazquez, "Direct optimization of evaluation measures in learning to rank using particle swarm," in *2010 Workshops on Database and Expert Systems Applications*. IEEE, Aug. 2010.
- [12] J. Xu, L. Xia, Y. Lan, J. Guo, and X. Cheng, "Directly optimize diversity evaluation measures," *ACM Transactions on Intelligent Systems and Technology*, vol. 8, no. 3, pp. 1–26, Jan. 2017.
- [13] Y. Yue, T. Finley, F. Radlinski, and T. Joachims, "A support vector method for optimizing average precision," in *Proceedings of the 30th annual international ACM SIGIR conference on Research and development in information retrieval*. ACM, Jul. 2007.
- [14] R. S. Sutton and A. G. Barto, *Reinforcement Learning: An Introduction*. Cambridge, MA, USA: A Bradford Book, 2018.
- [15] F. Garcia and E. Rachelson, "Markov decision processes," in *Markov Decision Processes in Artificial Intelligence*. John Wiley & Sons, Inc., Mar. 2013, pp. 1–38.
- [16] "Gdi: Rethinking what makes reinforcement learning different from supervised learning," 2021.
- [17] J. Kober, J. A. Bagnell, and J. Peters, "Reinforcement learning in robotics: A survey," *The International Journal of Robotics Research*, vol. 32, no. 11, pp. 1238–1274, Aug. 2013.
- [18] H. Liang, D. Hang, and X. Li, "Modeling function-level interactions for file-level bug localization," *Empirical Software Engineering*, vol. 27, no. 7, Oct. 2022.
- [19] L. Maystre, D. Russo, and Y. Zhao, "Optimizing audio recommendations for the long-term: A reinforcement learning perspective," 2023.
- [20] M. Chen, A. Beutel, P. Covington, S. Jain, F. Belletti, and E. Chi, "Top-k off-policy correction for a reinforce recommender system," 2018.
- [21] C. Yu, J. Liu, S. Nemati, and G. Yin, "Reinforcement learning in healthcare: A survey," *ACM Computing Surveys*, vol. 55, no. 1, p. 1–36, Nov. 2021.
- [22] E. Winter, D. Bowes, S. Counsell, T. Hall, S. Haraldsson, V. Nowack, and J. Woodward, "How do developers really feel about bug fixing? directions for automatic program repair," *IEEE Transactions on Software Engineering*, vol. 49, no. 04, pp. 1823–1841, apr 2023.
- [23] S. Wang, T. Liu, and L. Tan, "Automatically learning semantic features for defect prediction," in *Proceedings of the 38th International Conference on Software Engineering*. ACM, May 2016.
- [24] N. Miryeganeh, S. Hashtroudi, and H. Hemmati, "GloBug: Using global data in fault localization," *Journal of Systems and Software*, vol. 177, p. 110961, Jul. 2021.
- [25] Y. Kim, M. Kim, and E. Lee, "Feature combination to alleviate hubness problem of source code representation for bug localization," in *2020 27th Asia-Pacific Software Engineering Conference (APSEC)*. IEEE, Dec. 2020.
- [26] L. Chen, Z. Tang, and G. H. Yang, "Balancing reinforcement learning training experiences in interactive information retrieval," in *Proceedings of the 43rd International ACM SIGIR Conference on Research and Development in Information Retrieval*. ACM, Jul. 2020.
- [27] J. Devlin, M.-W. Chang, K. Lee, and K. Toutanova, "BERT: Pre-training of deep bidirectional transformers for language understanding," in *Proceedings of the 2019 Conference of the North American Chapter of the Association for Computational Linguistics: Human Language Technologies, Volume 1 (Long and Short Papers)*. Minneapolis, Minnesota: Association for Computational Linguistics, Jun. 2019, pp. 4171–4186.
- [28] Z. Feng, D. Guo, D. Tang, N. Duan, X. Feng, M. Gong, L. Shou, B. Qin, T. Liu, D. Jiang, and M. Zhou, "CodeBERT: A pre-trained model for programming and natural languages," in *Findings of the Association for Computational Linguistics: EMNLP 2020*. Online: Association for Computational Linguistics, Nov. 2020, pp. 1536–1547.
- [29] J. Wang and Y. Dong, "Measurement of text similarity: A survey," *Information*, vol. 11, no. 9, p. 421, Aug. 2020.
- [30] S. Fujimoto, D. Meger, and D. Precup, "Off-policy deep reinforcement learning without exploration," in *Proceedings of the 36th International Conference on Machine Learning*, ser. Proceedings of Machine Learning Research, K. Chaudhuri and R. Salakhutdinov, Eds., vol. 97. PMLR, 09–15 Jun 2019, pp. 2052–2062.
- [31] T. T. Nguyen and V. J. Reddi, "Deep reinforcement learning for cyber security," *IEEE Transactions on Neural Networks and Learning Systems*, pp. 1–17, 2021.
- [32] C. Liu, X. Xia, D. Lo, Z. Liu, A. E. Hassan, and S. Li, "CodeMatcher: Searching code based on sequential semantics of important query words," *ACM Transactions on Software Engineering and Methodology*, vol. 31, no. 1, pp. 1–37, Jan. 2022.
- [33] T. Chen and C. Guestrin, "XGBoost," in *Proceedings of the 22nd ACM SIGKDD International Conference on Knowledge Discovery and Data Mining*. ACM, Aug. 2016.
- [34] F. Fang, J. Wu, Y. Li, X. Ye, W. Aljedaani, and M. W. Mkaouer, "On the classification of bug reports to improve bug localization," *Soft Computing*, vol. 25, no. 11, pp. 7307–7323, Mar. 2021.
- [35] Y. Lv and C. Zhai, "When documents are very long, BM25 fails!" in *Proceedings of the 34th international ACM SIGIR conference on Research and development in Information - SIGIR '11*. ACM Press, 2011.
- [36] D. D. Lewis, "Naive (bayes) at forty: The independence assumption in information retrieval," in *Machine Learning: ECML-98*. Springer Berlin Heidelberg, 1998, pp. 4–15.
- [37] A. Schroter, A. Schröter, N. Bettenburg, and R. Premraj, "Do stack traces help developers fix bugs?" in *2010 7th IEEE Working Conference on Mining Software Repositories (MSR 2010)*. IEEE, May 2010.
- [38] Y. Lv and C. Zhai, "Lower-bounding term frequency normalization," in *Proceedings of the 20th ACM international conference on Information and knowledge management - CIKM '11*. ACM Press, 2011.
- [39] Anonymous, "Rlocator: Reinforcement learning for bug localization," 2023. [Online]. Available: <https://zenodo.org/record/7591879>
- [40] M. Bagherzadeh, N. Kahani, and L. Briand, "Reinforcement learning for test case prioritization," *IEEE Transactions on Software Engineering*, vol. 48, no. 8, pp. 2836–2856, Aug. 2022.
- [41] Y. Wan, Z. Zhao, M. Yang, G. Xu, H. Ying, J. Wu, and P. S. Yu, "Improving automatic source code summarization via deep reinforcement learning," in *Proceedings of the 33rd ACM/IEEE International Conference on Automated Software Engineering*. ACM, Sep. 2018.
- [42] X. He, L. Liao, H. Zhang, L. Nie, X. Hu, and T.-S. Chua, "Neural collaborative filtering," in *Proceedings of the 26th International Conference on World Wide Web*. International World Wide Web Conferences Steering Committee, Apr. 2017.
- [43] H. Zhang, Y. Yang, H. Luan, S. Yang, and T.-S. Chua, "Start from scratch," in *Proceedings of the 22nd ACM international conference on Multimedia*. ACM, Nov. 2014.
- [44] R. Zhu, X. Tu, and J. X. Huang, "Deep learning on information retrieval and its applications," in *Deep Learning for Data Analytics*. Elsevier, 2020, pp. 125–153.
- [45] O. Khattab and M. Zaharia, "ColBERT," in *Proceedings of the 43rd International ACM SIGIR Conference on Research and Development in Information Retrieval*. ACM, Jul. 2020.
- [46] S. Hochreiter and J. Schmidhuber, "Long short-term memory," *Neural Computation*, vol. 9, no. 8, pp. 1735–1780, Nov. 1997.
- [47] L. Pang, Y. Lan, J. Guo, J. Xu, J. Xu, and X. Cheng, "DeepRank," in *Proceedings of the 2017 ACM on Conference on Information and Knowledge Management*. ACM, Nov. 2017.
- [48] X. Huo, F. Thung, M. Li, D. Lo, and S.-T. Shi, "Deep transfer bug localization," *IEEE Transactions on Software Engineering*, vol. 47, no. 7, pp. 1368–1380, Jul. 2021.
- [49] X. Huo, M. Li, and Z.-H. Zhou, "Learning unified features from natural and programming languages for locating buggy source code," in *IJCAI*, 2016.
- [50] M. J. Hausknecht and P. Stone, "Deep recurrent q-learning for partially observable mdps," *CoRR*, vol. abs/1507.06527, 2015.
- [51] —, "Deep recurrent q-learning for partially observable mdps," *ArXiv*, vol. abs/1507.06527, 2015.
- [52] I. Bello, H. Pham, Q. V. Le, M. Norouzi, and S. Bengio, "Neural combinatorial optimization with reinforcement learning," 2016.
- [53] T. Haarnoja, A. Zhou, P. Abbeel, and S. Levine, "Soft actor-critic: Off-policy maximum entropy deep reinforcement learning with a stochastic actor," in *Proceedings of the 35th International Conference on Machine Learning*, ser. Proceedings of Machine Learning Research, J. Dy and A. Krause, Eds., vol. 80. PMLR, 10–15 Jul 2018, pp. 1861–1870.
- [54] C. Wang, C. Xu, X. Yao, and D. Tao, "Evolutionary generative adversarial networks," *IEEE Transactions on Evolutionary Computation*, vol. 23, no. 6, pp. 921–934, Dec. 2019.
- [55] E. Rabinovich, M. Vetzler, S. Ackerman, and A. Anaby Tavor, "Reliable and interpretable drift detection in streams of short texts," in *Proceedings of the 61st Annual Meeting of the Association for Computational Linguistics (Volume 5: Industry Track)*. Association for Computational Linguistics, 2023.
- [56] M. R. Islam and M. F. Zibran, "What changes in where?: an empirical study of bug-fixing change patterns," *ACM SIGAPP Applied Computing Review*, vol. 20, no. 4, p. 18–34, January 2021.
- [57] W. Aljedaani and Y. Javed, *Bug Reports Evolution in Open Source Systems*. Springer International Publishing, 2018, p. 63–73.

- [58] X. Ye, R. Bunescu, and C. Liu, "Learning to rank relevant files for bug reports using domain knowledge," in *Proceedings of the 22nd ACM SIGSOFT International Symposium on Foundations of Software Engineering - FSE 2014*. ACM Press, 2014.
- [59] J. Lee, D. Kim, T. F. Bissyandé, W. Jung, and Y. L. Traon, "Bench4bl: reproducibility study on the performance of IR-based bug localization," in *Proceedings of the 27th ACM SIGSOFT International Symposium on Software Testing and Analysis*. ACM, Jul. 2018.
- [60] B. Dit, M. Revelle, M. Gethers, and D. Poshyanyk, "Feature location in source code: a taxonomy and survey," *Journal of Software: Evolution and Process*, vol. 25, no. 1, pp. 53–95, Nov. 2011.
- [61] L. Moreno, G. Bavota, S. Haiduc, M. D. Penta, R. Oliveto, B. Russo, and A. Marcus, "Query-based configuration of text retrieval solutions for software engineering tasks," in *Proceedings of the 2015 10th Joint Meeting on Foundations of Software Engineering*. ACM, Aug. 2015.
- [62] B. Sisman and A. C. Kak, "Assisting code search with automatic query reformulation for bug localization," in *2013 10th Working Conference on Mining Software Repositories (MSR)*. IEEE, May 2013.
- [63] Y. Xiao, J. Keung, K. E. Bennin, and Q. Mi, "Improving bug localization with word embedding and enhanced convolutional neural networks," *Information and Software Technology*, vol. 105, pp. 17–29, Jan. 2019.
- [64] M. N. Schwarz and A. Flammer, "Text structure and title—effects on comprehension and recall," *Journal of Verbal Learning and Verbal Behavior*, vol. 20, no. 1, pp. 61–66, Feb. 1981.
- [65] J. Han, C. Huang, S. Sun, Z. Liu, and J. Liu, "bjXnet: an improved bug localization model based on code property graph and attention mechanism," *Automated Software Engineering*, vol. 30, no. 1, Mar. 2023.
- [66] S. Cheng, X. Yan, and A. A. Khan, "A similarity integration method based information retrieval and word embedding in bug localization," in *2020 IEEE 20th International Conference on Software Quality, Reliability and Security (QRS)*. IEEE, Dec. 2020.
- [67] M. Soltani, F. Hermans, and T. Bäck, "The significance of bug report elements," *Empirical Software Engineering*, vol. 25, no. 6, p. 5255–5294, Sep. 2020.
- [68] Z. Ahmed, N. Le Roux, M. Norouzi, and D. Schuurmans, "Understanding the impact of entropy on policy optimization," in *Proceedings of the 36th International Conference on Machine Learning*, ser. Proceedings of Machine Learning Research, K. Chaudhuri and R. Salakhutdinov, Eds., vol. 97. PMLR, 09–15 Jun 2019, pp. 151–160.
- [69] S. Jang and H.-I. Kim, "Entropy-aware model initialization for effective exploration in deep reinforcement learning," *Sensors*, vol. 22, no. 15, p. 5845, Aug. 2022.
- [70] V. Mnih, A. P. Badia, M. Mirza, A. Graves, T. Lillicrap, T. Harley, D. Silver, and K. Kavukcuoglu, "Asynchronous methods for deep reinforcement learning," in *Proceedings of The 33rd International Conference on Machine Learning*, ser. Proceedings of Machine Learning Research, M. F. Balcan and K. Q. Weinberger, Eds., vol. 48. New York, New York, USA: PMLR, 20–22 Jun 2016, pp. 1928–1937.
- [71] M. Böhme, E. O. Soremekun, S. Chattopadhyay, E. Ugherughe, and A. Zeller, "Where is the bug and how is it fixed? an experiment with practitioners," in *Proceedings of the 2017 11th Joint Meeting on Foundations of Software Engineering*. ACM, Aug. 2017.
- [72] T. D. Sasso, A. Mocci, and M. Lanza, "What makes a satisficing bug report?" in *2016 IEEE International Conference on Software Quality, Reliability and Security (QRS)*. IEEE, Aug. 2016.
- [73] N. Bettenburg, S. Just, A. Schröter, C. Weiss, R. Premraj, and T. Zimmermann, "What makes a good bug report?" in *Proceedings of the 16th ACM SIGSOFT International Symposium on Foundations of software engineering*. ACM, Nov. 2008.
- [74] T. Zimmermann, R. Premraj, N. Bettenburg, S. Just, A. Schroter, and C. Weiss, "What makes a good bug report?" *IEEE Transactions on Software Engineering*, vol. 36, no. 5, pp. 618–643, Sep. 2010.
- [75] B. Vancsics, F. Horváth, A. Szatmári, and Á. Beszédes, "Fault localization using function call frequencies," *Journal of Systems and Software*, vol. 193, p. 111429, Nov. 2022.
- [76] Y. Lou, Q. Zhu, J. Dong, X. Li, Z. Sun, D. Hao, L. Zhang, and L. Zhang, "Boosting coverage-based fault localization via graph-based representation learning," in *Proceedings of the 29th ACM Joint Meeting on European Software Engineering Conference and Symposium on the Foundations of Software Engineering*. ACM, Aug. 2021.
- [77] Y. Kim, S. Mun, S. Yoo, and M. Kim, "Precise learn-to-rank fault localization using dynamic and static features of target programs," *ACM Transactions on Software Engineering and Methodology*, vol. 28, no. 4, pp. 1–34, Oct. 2019.
- [78] M. M. Rahman, F. Khomh, S. Yeasmin, and C. K. Roy, "The forgotten role of search queries in IR-based bug localization: an empirical study," *Empirical Software Engineering*, vol. 26, no. 6, Aug. 2021.
- [79] J. M. Florez, O. Chaparro, C. Treude, and A. Marcus, "Combining query reduction and expansion for text-retrieval-based bug localization," in *2021 IEEE International Conference on Software Analysis, Evolution and Reengineering (SANER)*. IEEE, Mar. 2021.
- [80] Y. Li, S. Wang, T. N. Nguyen, and S. V. Nguyen, "Improving bug detection via context-based code representation learning and attention-based neural networks," *Proceedings of the ACM on Programming Languages*, vol. 3, no. OOPSLA, pp. 1–30, Oct. 2019.
- [81] Z. Zhu, Y. Li, Y. Wang, Y. Wang, and H. Tong, "A deep multimodal model for bug localization," *Data Mining and Knowledge Discovery*, Apr. 2021.
- [82] M. E. Peters, M. Neumann, M. Iyyer, M. Gardner, C. Clark, K. Lee, and L. Zettlemoyer, "Deep contextualized word representations," *CoRR*, vol. abs/1802.05365, 2018.
- [83] R. S. Sutton, D. Precup, and S. Singh, "Between MDPs and semi-MDPs: A framework for temporal abstraction in reinforcement learning," *Artificial Intelligence*, vol. 112, no. 1-2, pp. 181–211, Aug. 1999.
- [84] H. Xie, Y. Lei, M. Yan, Y. Yu, X. Xia, and X. Mao, "A universal data augmentation approach for fault localization," in *Proceedings of the 44th International Conference on Software Engineering*. ACM, May 2022.
- [85] T. White and B. Pagurek, "Distributed fault location in networks using learning mobile agents," in *Approaches to Intelligence Agents*. Springer Berlin Heidelberg, 1999, pp. 182–196.
- [86] H. Rezapour, S. Jamali, and A. Bahmanyar, "Review on artificial intelligence-based fault location methods in power distribution networks," *Energies*, vol. 16, no. 12, p. 4636, Jun. 2023.
- [87] C. Ni, W. Wang, K. Yang, X. Xia, K. Liu, and D. Lo, "The best of both worlds: integrating semantic features with expert features for defect prediction and localization," in *Proceedings of the 30th ACM Joint European Software Engineering Conference and Symposium on the Foundations of Software Engineering*. ACM, Nov. 2022.
- [88] B. Wang, L. Xu, M. Yan, C. Liu, and L. Liu, "Multi-dimension convolutional neural network for bug localization," *IEEE Transactions on Services Computing*, pp. 1–1, 2020.

Partha Chakraborty is a Ph.D. candidate in the Cheriton School of Computer Science at the University of Waterloo, Canada. His research interests include bug localization, vulnerability detection, and the use of machine learning techniques in software engineering. Find more about him at <https://parthac.me/>.



Mahmoud Alfadel is an Assistant Professor at the Department of Computer Science, University of Calgary. His research interests include mining software repositories, software ecosystems, open-source security, and release engineering.



Meiyappan Nagappan is an Associate Professor at the Cheriton School of Computer Science, University of Waterloo. He has worked on empirical software engineering to address software development concerns and currently researches the impact of large language models on software development.

