

Maximum-Width Rainbow-Bisecting Empty Annulus*

Sang Won Bae^{1†}Sandip Banerjee^{2‡}Arpita Baral³ Priya Ranjan Sinha Mahapatra^{4§}Sang Duk Yoon⁵

¹Division of Computer Science and Engineering, Kyonggi University, Korea.

² Institute of Informatics, University of Wrocław, Poland.

³ Department of Computer Science and Engineering, NSHM Knowledge Campus (Group of Institutions), Durgapur, India.

⁴ Department of Computer Science and Engineering, University of Kalyani, India.

⁵ Department of Service and Design Engineering, Sungshin Women's University, Korea.

March 27, 2024

Abstract

Given a set of n colored points with k colors in the plane, we study the problem of computing a maximum-width rainbow-bisecting empty annulus (of objects specifically axis-parallel square, axis-parallel rectangle and circle) problem. We call a region *rainbow* if it contains at least one point of each color. The maximum-width rainbow-bisecting empty annulus problem asks to find an annulus A of a particular shape with maximum possible width such that A does not contain any input points and it bisects the input point set into two parts, each of which is a *rainbow*. We compute a maximum-width rainbow-bisecting empty axis-parallel square, axis-parallel rectangular and circular annulus in $O(n^3)$ time using $O(n)$ space, in $O(k^2n^2 \log n)$ time using $O(n \log n)$ space and in $O(n^3)$ time using $O(n^2)$ space respectively.

1 Introduction

In the context of facility location most of the existing literature deals with the placement of the facilities (e.g. pipelines) among a set of customers (represented by points in \mathbb{R}^2) but there are scenarios where the facilities are hazardous (e.g pipelines transporting toxic materials). In these scenarios the objective is maximizing the minimal distance between the hazardous facility and the given customers. Considering this situation, some problems have been studied in literature that computes a widest L -shaped empty corridor [8], a widest 1-corner corridor [11], a largest empty annulus [12]. For empty annulus we additionally impose another constraint that each of the two non-empty regions corresponds to two *self-sustained* smart cities, meaning that each of the smart cities is comprised of essential facilities of each type such as schools, hospitals, etc. This situation calls for the computation of two rainbow regions separated by an empty region where empty region contains hazardous facility and each color represents each essential facilities in each of the rainbow region. Given a set of n points in \mathbb{R}^2 , each point colored with one of

*A preliminary version is accepted in EuroCG 2021 and the expanded version is accepted in the journal Computational Geometry: Theory and Applications.

[†]supported by Basic Science Research Program through the National Research Foundation of Korea (NRF) funded by the Korea government(MSIT)(No. RS-2023-00251168).

[‡]acknowledges the support by Polish National Science Centre (NCN) Grant 2020/39/B/ST6/01641.

[§]acknowledges the support received from MATRICS (Ref. No. MTR/2019/000792) grant of Science and Engineering Research Board (SERB), Government of India.

the k ($k \leq n$) colors, a *rainbow* (or color spanning) region in \mathbb{R}^2 contains at least one point of each color. Abellenas et al. first proposed algorithms for computing a smallest color-spanning axis-parallel rectangle [2], narrowest strip [2], circle [1] in $O(n(n-k)\log^2 k)$, $O(n^2\alpha(k)\log k)$ and $O(kn\log n)$ respectively. Later the time complexities to compute a smallest color-spanning rectangle and a narrowest color-spanning strip were improved to $O(n(n-k)\log k)$ and $O(n^2\log n)$ by Das et al. [9]. Kanteimouri et al. [17] computed a smallest axis-parallel color-spanning square in $O(n\log^2 n)$ time. Hasheminejad et.al [15] proposed an $O(n\log n)$ time algorithm to compute a smallest color-spanning equilateral triangle. The shortest color-spanning interval, smallest color-spanning t squares and smallest color-spanning t circles have been studied by Banerjee et al. [7] and they have given some hardness and tractability results from parameterized complexity point of view. Acharyya et al. [3] computed a minimum-width color-spanning annulus for circle, equilateral triangle, axis-parallel square and rectangle in $O(n^3\log n)$, $O(n^2k)$, $O(n^3 + n^2k\log k)$ and $O(n^4)$ time respectively. Diaz-Báñez et al. [12] first studied the largest empty circular annulus problem and proposed an $O(n^3\log n)$ time algorithm. They later improved the time complexity to $O(n^3)$ time [13]. Bae et al. [6] proposed algorithms for computing a maximum-width empty axis-parallel square and rectangular annulus in $O(n^3)$ and $O(n^2\log n)$ time respectively. Recently Erkin et al. [5] studied a variant of a covering problem where the objective is to cover a set of points by a conflict free set of objects, where an object is said to be *conflict free* if it covers at most one point from each color class.

In this paper, we mainly address three problems - (I) computing a maximum-width rainbow-bisecting empty axis-parallel square annulus, (II) computing a maximum-width rainbow-bisecting empty axis-parallel rectangular annulus and (III) computing a maximum-width rainbow-bisecting empty circular annulus. For the last problem we also consider an additional case where the center of the empty circular annulus will lie on a given query line in the plane. Problem I is solved in $O(n^3)$ time using $O(n)$ space. Note that our Problem I generalizes the problem of computing a largest *rainbow-bisecting empty L-shaped corridor*. Hence, we also consider the corridor problem as a sub-case of Problem I and present an $O(n\log n)$ -time algorithm. This significantly improves the time complexity of the $O(n^2\log n)$ -time algorithm for the widest empty axis-parallel L-shaped corridor problem [6]. For problems II and III, we propose algorithms that run in $O(k^2n^2\log n)$ time using $O(n\log n)$ space and in $O(n^3)$ time using $O(n^2)$ space respectively.

2 Definition and Terminologies

We are given a set P containing n points in \mathbb{R}^2 where each point is colored with one of the given colors $\{1, \dots, k\}$ and $k \leq n/2$. For each color $i \in [k]$, we assume that there are at least two points in P of color i . For any point $p \in P$, we denote its x -, y -coordinates, and color by $x(p)$, $y(p)$ and $\alpha(p)$ respectively. For any two points p and q in P , x - and y -gap between p and q is defined as $|x(p) - x(q)|$ and $|y(p) - y(q)|$, respectively.

Let S be an axis-parallel square. The four sides of S are called the top, bottom, left, and right sides, respectively, according to their relative position in S . The center of S is defined as the intersection between two diagonals of S , and the radius of S is defined as half of its side length. The *offset* of S by a real number $\delta \geq 0$ is defined as a smaller axis-parallel square obtained by sliding each side of S inwards by δ .

An *axis-parallel square annulus* (Figure 1(a)) \mathcal{A} is the region between an axis-parallel square S_{out} and its offset S_{in} by a real number $\delta \geq 0$. We call S_{out} , S_{in} , and δ the *outer square*, *inner square*, and the *width* of the annulus, respectively. Note that S_{out} and S_{in} are concentric, so the center of S_{out} and S_{in} can be treated as the center of the annulus. We allow the outer and inner squares of an axis-parallel square annulus \mathcal{A} to have one or more sides *at infinity* ($\pm\infty$) which

means the associated coordinate value of that side is infinite.

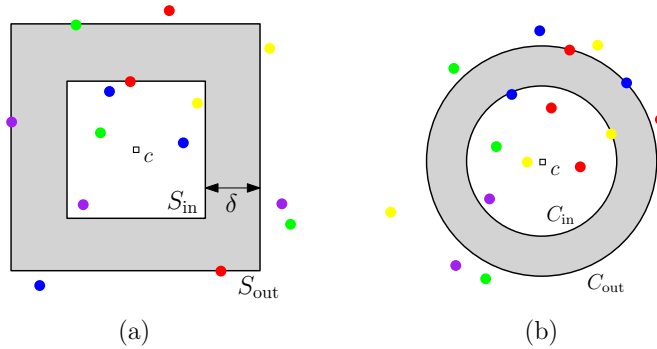


Figure 1: (a) A RBSA of width δ with outer and inner squares S_{out} and S_{in} . (b) A RBCA with outer and inner circles C_{out} and C_{in} . For both annuli, c denotes the center.

For the rectangular annulus, we consider the definition of Mukherjee et al. [18]. An *axis-parallel rectangular annulus* is the region obtained by subtracting the interior of an axis-parallel rectangle R_{in} from another axis-parallel rectangle R_{out} such that $R_{\text{in}} \subseteq R_{\text{out}}$. We call R_{out} and R_{in} the *outer rectangle* and *inner rectangle* of the annulus, respectively. Consider a rectangular annulus \mathcal{A} defined by its outer and inner rectangles, R_{out} and R_{in} respectively. By our definition, note that R_{out} and R_{in} defining annulus \mathcal{A} do not have to be concentric, so that \mathcal{A} may not be a symmetric shape. The *top-width* of \mathcal{A} is the vertical distance between the top sides of R_{out} and R_{in} , and the *bottom-width* of \mathcal{A} is the vertical distance between their bottom sides. Analogously, the *left-width* and *right-width* of \mathcal{A} are defined to be the horizontal distance between the left sides of R_{out} and R_{in} and the right sides of R_{out} and R_{in} , respectively. Then, the *width* of \mathcal{A} is defined to be the minimum of the four values: the top-width, bottom-width, left-width, and right-width of \mathcal{A} . See Figure 2 for an illustration.

A *circular annulus* \mathcal{A} is the region between two concentric circles C_{out} (outer circle) and C_{in} (inner circle) where $C_{\text{in}} \subseteq C_{\text{out}}$. The *width* of a circular annulus \mathcal{A} is defined to be the difference of the radii of its outer and inner circles (see Figure 1(b)).

An annulus \mathcal{A} is said to be *rainbow-bisecting empty* if it does not contain any point of P in its interior and divides P into two non-empty subsets such that each subset is a rainbow. One subset of P lies within or on the boundary of the inner square/rectangle/circle of \mathcal{A} and the other subset of P lies outside or on the boundary of the outer square/rectangle/circle of \mathcal{A} . We now refer to an axis-parallel square (resp. rectangle) as square (resp. rectangle) for simplicity. Any *rainbow-bisecting empty square annulus*, *rainbow-bisecting empty rectangular annulus* and *rainbow-bisecting empty circular annulus* are denoted by RBSA, RBRA and RBCA, respectively.

3 Maximum-Width Rainbow-Bisecting Empty Square Annulus

In this section, we compute a maximum-width RBSA from a given point set P on \mathbb{R}^2 .

The following lemma is analogous to Observation 1 in Bae et al. [6] but is introduced for the completeness of the paper.

Lemma 1 *There is a maximum-width RBSA such that the inner and the outer squares each contains a point of P on their boundaries and one of the following three conditions is satisfied.*

- C_1 : *The sides of the outer square containing no point of P are at infinity (Figure 3(a)).*
- C_2 : *Two adjacent sides of the outer square contains a point of P , and the remaining sides at infinity (Figure 3(b)).*

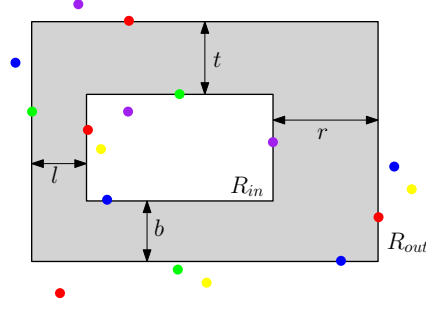


Figure 2: A RBR with outer and inner rectangles R_{out} and R_{in} whose top-, bottom-, left-, right-widths are t , b , l , and r , respectively.

- C_3 : Two opposite sides of the outer square contains a point of P (Figure 3(c)).

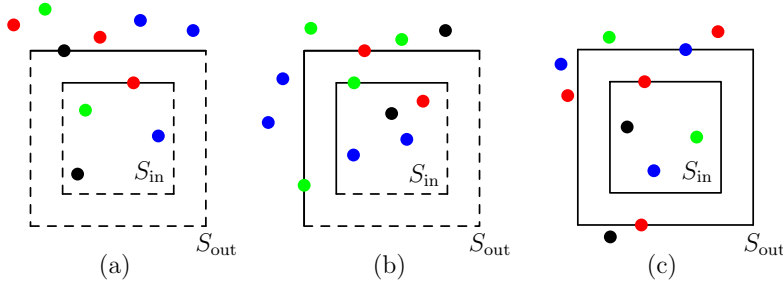


Figure 3: Three possible configurations of a maximum-width RBSA. The dashed sides represent the sides at infinity. (a) C_1 Configuration (b) C_2 Configuration (c) C_3 Configuration

Proof. We start by proving the fact that the outer and inner squares of a maximum-width RBSA each contains a point of P on their boundaries. For a contradiction, we assume that there is no point on the boundaries of the outer square S_{out} and the inner square S_{in} of a maximum-width RBSA, \mathcal{A} . Then, we can shrink S_{in} until the boundary of S_{in} hits a point in P , while keeping the center of \mathcal{A} fixed. In this process no point goes outside from the inside of S_{in} , so \mathcal{A} remains empty. But the width of \mathcal{A} increases which contradicts our assumption. Similarly, we can increase the width of \mathcal{A} by extending S_{out} while keeping the center of \mathcal{A} fixed, a contradiction. So there must be at least one point of P lying on the boundary of S_{in} and on the boundary of S_{out} . Without loss of generality, we assume that the top side of S_{out} contains of a point of P .

Consider the case that there is no point of P on the remaining sides of S_{out} . We can enlarge both S_{in} and S_{out} while maintaining the width of \mathcal{A} to be fixed. See Figure 4(a). The point of P on the boundary of S_{in} does not affect the enlarging process, and the process will be finished when S_{out} encounters a point of P . If there is no such a point, \mathcal{A} belong to C_1 configuration.

Assume that the enlarging process is finished with a point q of P . If q is on the bottom side of S_{out} , then \mathcal{A} belongs to C_3 configuration. If q is on the left side of S_{out} , we can enlarge both S_{in} and S_{out} further as in Figure 4(b). If this process is finished with another point of P , then \mathcal{A} belongs to C_3 configuration. If there is no such a point, then \mathcal{A} belongs to C_2 configuration. The case when q is on the right side of S_{out} can be handled similarly.

Next, we consider the case such that there is another point q of P on a side other than the top side of S_{out} . If q is on the bottom side of S_{out} , \mathcal{A} belongs to C_3 configuration. If q is on the left or right side of S_{out} , then we can enlarge S_{in} and S_{out} , and conclude that \mathcal{A} belongs to C_2

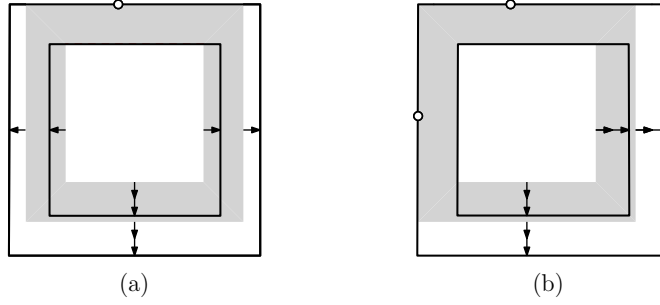


Figure 4: Examples of enlarging the inner and the outer squares of a RBSA (gray filled) to get another RBSA (black) with the same width.

or C_3 configuration. □

Thus to find a maximum-width RBSA from a given point set P , we solve the above three configurations and propose different algorithms for handling each of them. As a part of preprocessing, we sort the points in P using their x - and y -coordinates, respectively.

Note that any RBSA belonging to configuration C_1 maps to an empty strip such that regions on both side of the strip are rainbow. We call such RBSA a *rainbow-bisecting empty strip*, RBES.

Lemma 2 *A maximum-width RBES of a sorted set of points can be computed in $O(n)$ time using $O(n)$ space.*

Now we discuss the solution technique for C_2 configuration. Observe solving this configuration corresponds to the problem of finding a widest *rainbow-bisecting* empty axis-parallel L-shaped corridor (RBLC). A RBLC is an axis-parallel empty L-shaped corridor which partitions the input point set P into two non-empty rainbow subsets. Note that one can solve the problem by constructing n^2 grid points for given n points and have the following trivial result.

Remark 1 *Given a set of n points in the plane, each colored with one of the given k colors, a maximum-width RBLC can be computed in $O(n^3)$ time using $O(n)$ space.*

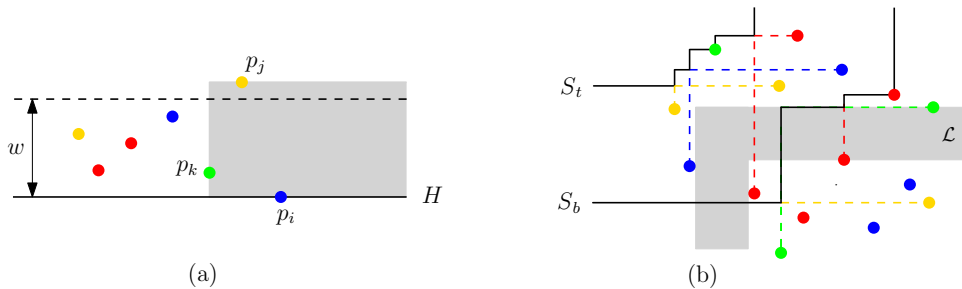


Figure 5: (a) The horizontal part of \mathcal{L} should be contained in the gray region bounded by p_i , p_j , and p_k . (b) Two corners of \mathcal{L} should be contained in the region bounded above S_t and below S_b .

We design a non-trivial algorithm for computing a maximum-width RBLC. Without loss of generality, we only consider the case where the RBLC is pointing down and right, and its width is determined from the y -gap of two points in P (Figure 3(b)). Observe that we can handle all other cases analogously. Let $P = \{p_1, p_2, \dots, p_n\}$ be the given set of points, sorted in the ascending order of their y -coordinates, that is, $y(p_1) \leq y(p_2) \leq \dots \leq y(p_n)$. We imagine sweeping a horizontal line H upwards over the plane. It starts from the position $y = y(p_1)$ and

gradually moves upwards until all points in P are visited. When the line H sweeps through a point $p_i \in P$, we decide the existence of a RBLC \mathcal{L} such that the horizontal part of \mathcal{L} is right above H , and its width is larger than the width of the widest RBLC found so far. To find such RBLC \mathcal{L} , we use the following queries. Let Q_a be the set of points above $y(p_i)$ and Q_b be the set of remaining points $P \setminus Q_a$.

- (i) *Boundary points query*: Let w be the width of the widest RBLC found so far. First, we find the lowest point p_j in Q_a such that the y -gap between p_i and p_j is larger than w . Then y -gap between p_i and p_j becomes the width of \mathcal{L} . Among the points whose y -coordinates are in between $y(p_i)$ and $y(p_j)$, we find the point p_k with the largest x -coordinate. Observe that the horizontal part of \mathcal{L} should be contained in the region bounded by p_i , p_j , and p_k from below, above, and left, respectively (Figure 5(a)).
- (ii) *Rainbow range query*: Let S_b and S_t are two staircase structures such that any empty axis-parallel L-shaped corridor whose two corners are lying in the region above S_b and below S_t is a RBLC (Figure 5(b)). After the boundary points query, we compute the intersection \mathcal{I}_t (resp. \mathcal{I}_b) between the horizontal line $y = y(p_j)$ and S_t (resp. $y = y(p_i)$ and S_b). The left (resp. right) side of the vertical part of \mathcal{L} should be on the right (resp. left) of the intersection.
- (iii) *Maximum x -gap query*: After the rainbow range query, we find the maximum x -gap between two consecutive points of Q_b in range $[\max(x(\mathcal{I}_t), x(p_k)), x(\mathcal{I}_b)]$, when the points of Q_b are sorted with respect to the x -coordinates. If the maximum x -gap is larger than y -gap between p_i and p_j , then \mathcal{L} exists.

To answer the above queries we use the following data structures :

- The point p_j can be found in $O(\log n)$ time without any additional data structure. Let \mathcal{T} be a one dimensional range tree built on the y -coordinate values of the points in P . Also each node $v \in \mathcal{T}$ stores the point with the maximum x -coordinate value among the points in the canonical subset of v . The tree \mathcal{T} can be constructed in $O(n)$ time using $O(n)$ space [10], and finding the points with the maximum x -coordinate values can be done in $O(n)$ time in total. Using this data structure, we can find the point p_k in $O(\log n)$ time.
- The corners of S_b and S_t are maintained in two balanced binary search trees \mathcal{T}_b and \mathcal{T}_t built on their y -coordinate values, respectively. We compute S_b as follows, and S_t can be computed similarly. Let c be a point at $(-\infty, -\infty)$, and consider the region R_c which is the intersection between two half spaces $x \geq x(c)$ and $y \leq y(c)$. Now we move c upward until R_c becomes a rainbow set. Next, we move c to the right while R_c is a rainbow set. When c is stopped, there should be a point p on the left side of R_c , and we move c upward again until R_c meets a point q such that $\alpha(p) = \alpha(q)$. Then, we move c to the right again, while R_c is a rainbow set. By repeating this process, we can get S_b from the trace of c .

As P is sorted with respect to the y -coordinates, the next point to be contained in R_c (as c moves upward) can be found in $O(1)$ time. When adding a new point to R_c , we spend $O(\log n)$ time to keep the points in R_c sorted with respect to the x -coordinates. Then we can find the next point to be removed from R_c (as c moves to the right) in $O(\log n)$ time. In total, we can compute \mathcal{T}_b that stores the corners of S_b in $O(n \log n)$ time using $O(n)$ space. From \mathcal{T}_b and \mathcal{T}_t , rainbow range query can be answered in $O(\log n)$ time.

- Let \mathcal{T}_i be a one dimensional range tree build on the x -coordinate values of the points in Q_b . Also each node $v \in \mathcal{T}_i$ stores the maximum x -gap of two consecutive points in the canonical subset of v . The structure \mathcal{T}_i can be computed from \mathcal{T}_{i-1} by adding new point p_i

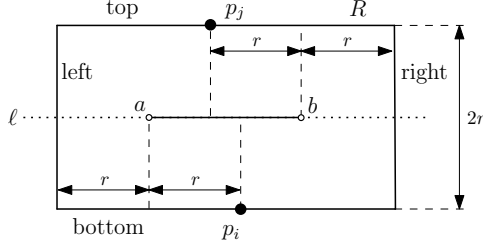


Figure 6: Centers of candidate outer squares in R lie in the horizontal segment $[a, b]$ such that $a = (\max\{x(p_i), x(p_j)\} - r, y(\ell))$ and $b = (\min\{x(p_i), x(p_j)\} + r, y(\ell))$, where $y(\ell) = (y(p_i) + y(p_j))/2$ and $r = (y(p_j) - y(p_i))/2$.

in $O(\log n)$ time, and the size of \mathcal{T}_i is bounded by $O(n)$ [10]. The maximum x -gap query for a given range can be answered in $O(\log n)$ time by comparing $O(\log n)$ values including every gap between two consecutive canonical subsets.

With the above data structures in hand, we have the following result.

Lemma 3 *The existence of a RBLC \mathcal{L} can be determined (during the sweeping process) in $O(\log n)$ time such that the horizontal part of \mathcal{L} is right above the sweeping line and its width is larger than the width of the widest RBLC found so far.*

Our algorithm uses the result of Lemma 3 to obtain a maximum-width RBLC from P .

Theorem 1 *Given n points in \mathbb{R}^2 where each one is colored with one of the k colors, a maximum-width RBLC can be found in $O(n \log n)$ time using $O(n)$ space.*

Proof. The sweeping line H starts from the position $y = y(p_1)$ and gradually moves upwards. When the sweeping line H passes through a point p_i , we determine the existence of a RBLC \mathcal{L} such that the horizontal part of \mathcal{L} is right above H and its width is larger than the width of the widest RBLC found so far. We repeat this until there is no such RBLC, and move H to $y = y(p_{i+1})$. The width of \mathcal{L} is determined by the y -gap between two points p_i and p_j where $1 \leq i < j \leq n$, and both indices i and j do not decrease during the sweeping process. Therefore, the number of RBLCs we find during the sweeping process is $O(n)$, and we can find a maximum-width RBLC in $O(n \log n)$ time using $O(n)$ space. \square

Here we mention that our algorithm improves the time complexity for computing a *widest empty axis parallel L corridor* for a given set of n points in plane from $O(n^2 \log n)$ (Theorem 1 of [6]) to $O(n \log n)$.

C_3 configuration: Any RBSA here is defined by two input points on both two opposite sides of its outer square. Assume that each of the top and bottom sides of the outer square of a RBSA contain a point of P . We design an algorithm to compute a maximum-width RBSA with the the top and bottom sides of its outer square containing points p_i and p_j , respectively, from all pairs of indices (i, j) with $1 \leq i < j - 1 < n$. We start this case with the following observation.

Observation 1 *For fixed points p_i and p_j which define the bottom and top sides of the outer square S respectively, the potential locations of the center of S lie on the line ℓ such that $y(\ell) = (y(p_i) + y(p_j))/2$ (Ref. Figure 6).*

Note that the outer square of a potential candidate annulus for fixed points p_i and p_j lies inside a rectangle R (Ref. Figure 6) such that $x(\text{left}) = \max\{x(p_i), x(p_j)\} - 2r$ and $x(\text{right}) = \min\{x(p_i), x(p_j)\} + 2r$, where $r = (y(p_j) - y(p_i))/2$.

We maintain color counter vectors to maintain the number of points of each color present

outside and inside the horizontal strip defined by points p_i and p_j . Since the target annulus is a RBSA, therefore rectangle R must be a rainbow rectangle. We only consider such rectangles.

For a fixed outer square $S(c)$ with center c lies on $[a, b] \subset \ell$, we compute the radius of the inner square $S'(c)$ by finding the farthest point from center c lying inside $S(c)$. For this, we plot L_∞ distances from c to each point p in R along $[a, b]$. Bae et al. [6] showed that the upper envelope of the L_∞ distances has $O(n)$ complexity and can be computed in $O(n)$ time. From the centers of the annuli obtained by mapping the breakpoints of the upper envelope, we identify those annuli which are RBSA. Finally our algorithm outputs the one with the largest width. Considering all choices of p_i and p_j and the above discussion leads to the following result.

Lemma 4 *A maximum-width RBSA corresponding to C_3 configuration can be computed in $O(n^3)$ time and $O(n)$ space.*

Proof. For a fixed p_i and p_j , the centers of all possible empty annuli can be computed in $O(n)$ time [6] and $O(n)$ space. In another linear scan we can find the RBSA with the maximum-width. The result follows by taking all values of i and j . \square

We conclude the section with the following theorem.

Theorem 2 *Given n points in \mathbb{R}^2 where each one is colored with one of the k colors, a maximum-width RBSA can be computed in $O(n^3)$ time using $O(n)$ space.*

Proof. A maximum-width RBSA results from any of the three configurations from Lemma 1. For C_1 configuration, the maximum one is reported in $O(n)$ time using $O(n)$ space from Lemma 2 if the points are already sorted. For C_2 configuration, we find a maximum-width RBLC in $O(n \log n)$ time using $O(n)$ space from Theorem 1. For C_3 configuration, we compute a maximum-width RBSA in $O(n^3)$ time using $O(n)$ space from Lemma 4. Hence the statement followed. \square

4 Maximum-Width Rainbow-Bisecting Empty Rectangular Annulus

In this section, we discuss an algorithm to compute a maximum-width rainbow-bisecting empty rectangular annulus amidst a given point set P on \mathbb{R}^2 . The following observation shows the existence of a maximum-width RBRA meeting certain conditions.

Observation 2 *There exists a maximum-width RBRA \mathcal{A} with outer rectangle R_{out} and inner rectangle R_{in} satisfying the following conditions: (1) Each side of R_{out} contains a point of P or lies at infinity; (2) Each side of R_{in} contains a point of P .*

Proof. Consider any maximum-width RBRA \mathcal{A} , and assume that the boundary of R_{out} does not contain any input point. We enlarge each side of R_{out} till each of them contains a point of P or they are at infinity. Similarly we shrink R_{in} by pushing each side inwards until each side hits a point. Note that any two adjacent sides of R_{in} can share a point at its corner. In this process the width of \mathcal{A} is not decreased. By our construction, we create a new maximum-width RBRA from \mathcal{A} that satisfies the conditions. \square

From Observation 2, we can find a maximum-width RBRA by examining every rectangular annulus that satisfying the conditions in Observation 2. The outer rectangle R_{out} of a rectangular annulus A can be determined by at most 4 points of P , and the inner rectangle R_{in} of A becomes the minimum rectangle that contains the points $P \cap R_{out}$. This results in a trivial algorithm.

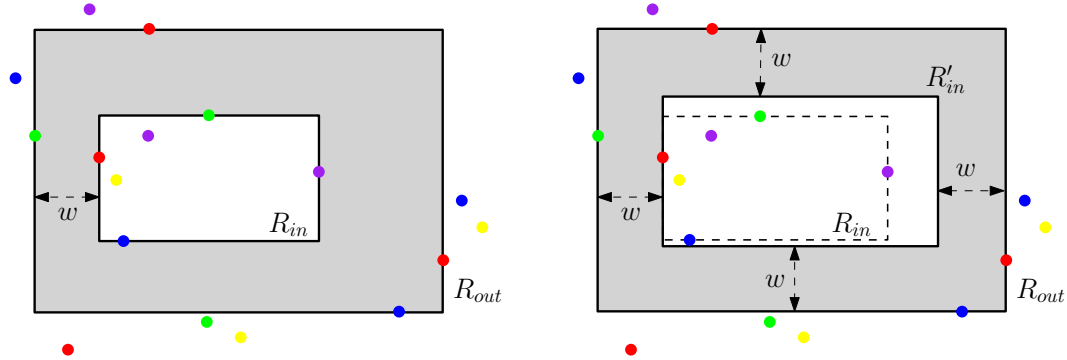


Figure 7: (left) A maximum-width RBRA of width w (right) A left-anchored maximum-width RBRA with uniform width.

Remark 2 For a given set of n points P , where each point in P is assigned a color from given k colors, a maximum-width RBRA can be reported in $O(n^5)$ time.

A RBRA is called RBRA *with uniform width*, or simply *uniform RBRA*, when it has all four widths (top, bottom, left and right) equal. The following observation shows that we can construct a maximum width RBRA with uniform width from any maximum width RBRA.

Observation 3 For any maximum-width RBRA, we can construct a maximum-width RBRA with uniform width satisfying the following characteristic: each side of its outer rectangle either contains a point of P or lies at infinity, and at least one side of its inner rectangle contains a point of P .

Proof. For a maximum-width RBRA \mathcal{A} , let \mathcal{A}' be a maximum-width RBRA that satisfies the conditions in Observation 2 created by transforming \mathcal{A} according to the process in Observation 2. Let R_{out} and R_{in} be the outer and inner rectangles of \mathcal{A}' , and w be the width of \mathcal{A}' . Therefore every side of R_{out} contains at least one point of P or lies at infinity. Now think that the width w comes from the horizontal distance of left sides (left-width) of \mathcal{A}' . We enlarge the remaining three sides of R_{in} to form another rectangle R'_{in} , where $R'_{in} \subseteq R_{out}$, and all the four widths (top, bottom, left and right) of the new annulus, \mathcal{A}'' , thus formed are equal. The width of \mathcal{A}'' is equal to w . Since $R_{in} \subseteq R'_{in}$ and thus $\mathcal{A}'' \subseteq \mathcal{A}'$, suggests \mathcal{A}'' is also a RBRA. See Figure 7 for an illustration. \square

As introduced in Bae et al. [6], we call a rectangular annulus \mathcal{A} *top-anchored* (or, bottom-anchored, left-anchored, right-anchored) if the following conditions are satisfied: (1) top (or, bottom, left, right, resp.) side of the outer rectangle of \mathcal{A} contain a point of P or lies at infinity; (2) top (or, bottom, left, right, resp.) side of the inner rectangle of \mathcal{A} contains a point of P . A maximum-width RBRA with uniform width has the following property.

Observation 4 A maximum-width RBRA with uniform width can be either top-anchored, bottom-anchored, left-anchored or right-anchored (Figure 7(right)).

In a nutshell our problem boils down to the problem of computing an anchored and uniform maximum-width RBRA. Here, we only discuss the case where the RBRA is “top-anchored”. The other three cases can be similarly handled.

A brief outline of our algorithm that computes a top-anchored and uniform RBRA of maximum-width is as follows: Consider the given set of points $P = \{p_1, p_2, \dots, p_n\}$, sorted in decreasing order of their y -coordinates and X be an array of size k where $X[i]$ indicates the number of points of color i . Consider any top-anchored and uniform RBRA \mathcal{A} that satisfies the condition of Observation 3. Let $p_i \in P$ be the point lying on the top side of the outer

rectangle of \mathcal{A} . From the assumption on \mathcal{A} , either the bottom side of the outer rectangle of \mathcal{A} is at infinity or there is another point $p_j \in P$ for $i < j \leq n$ on it. Since \mathcal{A} is top-anchored, there is a third point $p_k \in P$ on the top side of the inner rectangle of \mathcal{A} . Note that the width of \mathcal{A} is determined by the y -difference of p_i and p_k , that is, $y(p_i) - y(p_k)$. Thus, the maximum width for top-anchored annuli is one among $O(n^2)$ values $\{y(p_i) - y(p_k) \mid 1 \leq i \leq k \leq n\}$.

Initially we study the case where two points p_i and p_j on the top and bottom sides are fixed, and then discuss the situation where only a point p_i on the top side is fixed. We discuss a decision algorithm when two points on the top and bottom sides of the outer rectangle are fixed, and use it as a sub-routine for solving the other case.

4.1 Decision problem for fixed top and bottom sides

Here we discuss a decision algorithm when two points p_i and p_j are fixed on the top and bottom sides of outer rectangle of the RBRA, where $2 \leq i + 1 < j \leq n$. To represent the case when the bottom side of the outer rectangle lies at infinity, we use $j = \infty$. The decision problem $DP_{ij}(w)$ is defined as follows:

Given: A positive real $w > 0$, two indices i and j where $2 \leq i + 1 < j \leq n$, or $j = \infty$.
Task: Decides the existence of a RBRA of width at least w and whose outer rectangle contains p_i and p_j on its top and bottom sides, respectively.

The following observation holds on $DP_{ij}(w)$.

Observation 5 *If $DP_{ij}(w)$ is TRUE, then $DP_{ij}(w')$ is TRUE for any $w' \leq w$. On the other hand, if $DP_{ij}(w)$ is FALSE, then $DP_{ij}(w')$ is FALSE for any $w' \geq w$.*

To compute $DP_{ij}(w)$, we consider the set $P_{ij} := \{p_{i+1}, \dots, p_{j-1}\}$ containing points between $y(p_i)$ and $y(p_j)$ where $2 \leq i + 1 < j \leq n$, and $P_{i\infty} := \{p_{i+1}, \dots, p_n\}$. The decision algorithm perform the y -range x -neighbor query operation [6] on points of P_{ij} to evaluate $DP_{ij}(w)$.

We present Algorithm 1 to answer the decision problem $DP_{ij}(w)$. The algorithm calls the y -range x -neighbor query twice. Also, if the algorithm decides that $DP_{ij}(w)$ is TRUE, then it also returns a corresponding RBRA, that is, a RBRA with uniform width w such that p_i and p_j on the top and bottom sides of its outer rectangle.

Algorithm 1: Decision algorithm

Input: A positive real $w > 0$, two indices i and j where $2 \leq i + 1 < j \leq n$, or $j = \infty$.
Output: $DP_{ij}(w)$ and if $DP_{ij}(w)$ is TRUE then the algorithm outputs a RBRA with uniform width w having p_i and p_j lying on the top and bottom sides of its outer rectangle, respectively.

- 1 **if** $y(p_i) - y(p_j) < 2w$ **then**
- 2 | Return FALSE.
- 3 Search the rightmost and the leftmost points from the sets $P_{ij} \cap [-\infty, x(p_i)] \times [y(p_i) - w, y(p_i)]$ and $P_{ij} \cap [x(p_i), +\infty] \times [y(p_i) - w, y(p_i)]$ respectively. Let these two points be l_1 and r_1 respectively.
- 4 Search the rightmost and the leftmost points from the sets $P_{ij} \cap [-\infty, x(p_j)] \times [y(p_j), y(p_j) + w]$ and $P_{ij} \cap [x(p_j), +\infty] \times [y(p_j), y(p_j) + w]$ respectively. Let these two points be l_2 and r_2 respectively.
- 5 Let p_l be the rightmost one in $\{l_1, l_2\}$ and p_r be the leftmost one in $\{r_1, r_2\}$.
- 6 **if** $\min\{x(p_i), x(p_j)\} < x(p_l) < \max\{x(p_i), x(p_j)\}$ **or** $\min\{x(p_i), x(p_j)\} < x(p_r) < \max\{x(p_i), x(p_j)\}$ **then**
- 7 | Return FALSE.
- 8 Search all the horizontal gaps of length at least w from the points lying in the range $(x(p_l), \min\{x(p_i), x(p_j)\} + w)$. Let \mathcal{L} denote the set of such gaps. // **Boundary points are included in the search range.**
- 9 Search all the horizontal gaps of length at least w from the points lying in the range $(\max\{x(p_i), x(p_j)\} - w, x(p_r))$. Let \mathcal{R} denote the set of such gaps. // **Boundary points are included in the search range.**
- 10 **if** $\mathcal{L} \neq \emptyset$ **and** $\mathcal{R} \neq \emptyset$ **then**
- 11 | Start with the leftmost horizontal gap (say, $g_l := x(l_a) - x(l_b)$) from set \mathcal{L} . Maintain the number of points of each color on the left side of g_l . From $x(l_a)$ start moving forward until a point say, p_{in} comes such that the points from $x(l_a)$ to $x(p_{in})$ forms a rainbow region. Move forward from p_{in} until a point say, p_{out} is reached such that if moved further the region outside the region bounded by $x(l_b)$, $x(p_{out})$, $y(p_i)$ and $y(p_j)$ is not rainbow. Search a w width horizontal gap between $x(p_{in})$ and $x(p_{out})$ and check if it lies within $(\max\{x(p_i), x(p_j)\} - w, x(p_r))$. Repeat the procedure for all the gaps in \mathcal{L} until such a gap is found that defines the right sides of RBRA. Return TRUE if such gap exists, and RBRA of uniform width w . Otherwise Return FALSE.
- 12 **else**
- 13 | Return FALSE.

Next, we prove the correctness of Algorithm 1.

Lemma 5 *Algorithm 1 correctly computes $DP_{ij}(w)$ for any given $w > 0$ in $O(n)$ time.*

Proof. The time complexity of Algorithm 1 depends on the search queries given in line numbers 3, 4, 8, 9 and 11. In line 3 and 4, the search queries can be done in $O(\log n)$ time [6]. Since the points are maintained in sorted order, the operations in lines 8, 9 and 11 can be done in $O(n)$ time. For any horizontal gap of length at least w from \mathcal{L} that defines the left sides of the RBRA we search for the corresponding right sides such that rainbow property is satisfied and right sides are in \mathcal{R} . In line 11, we start searching for points p_{in} and p_{out} for the leftmost gap g_l in set \mathcal{L} . At the same time we maintain a count on the number of points of each color we seen so far, starting from $x(l_a)$. At $x(p_{in})$ we have exactly k colors present. Similarly at $x(p_{out})$ we have exactly k colors present outside the region (including the boundaries) bounded by lines $x(l_b)$, $x(p_{out})$, $y(p_i)$ and $y(p_j)$ from left, right, top and bottom respectively. This operation is repeated for all gaps in \mathcal{L} and every time it advances to the next gap, the points p_{in} and p_{out} move forward from their previous positions. During the repetition, if Algorithm 1 finds a RBRA with uniform width w , it returns TRUE and the RBRA. \square

4.2 Optimization Algorithm

We now move to the case where we fix only a point $p_i \in P$ that defines the top side of the outer rectangle and compute a top-anchored and uniform RBRA \mathcal{A}' of maximum-width for the point set P .

If p_i lies on the top side of the outer rectangle of a top-anchored and uniform RBRA \mathcal{A} , then

the width of \mathcal{A} should be in the set $W = \{y(p_i) - y(p_k) \mid i < k \leq n\}$. Thus, we can find \mathcal{A}' by solving $DP_{ij}(w)$ with Algorithm 1 for every $i + 1 < j$ and $w \in W$. There are a total of $O(n^2)$ of $DP_{ij}(w)$ to solve, but we can find \mathcal{A}' by solving only $O(n)$ of them.

Lemma 6 *For a point $p_i \in P$, a top-anchored and uniform RBRA \mathcal{A} of maximum-width such that p_i lies on the top side of the outer rectangle of \mathcal{A} can be computed in $O(n^2)$ time.*

Proof. For a fixed p_i , there are $O(n)$ candidate widths w of the annulus and $O(n)$ candidate points p_j which lie on the bottom side of the outer rectangle. We need to find the maximum width w^* such that $DP_{ij^*}(w^*)$ is TRUE for an index j^* with $i + 2 < j^*$.

Let index $j = i + 2$ and width $w = y(p_i) - y(p_{i+1})$ be the smallest possible values among the candidates, and solve $DP_{ij}(w)$ using Algorithm 1. If $DP_{ij}(w)$ is TRUE, then we set w as the next smallest candidate width $w = y(p_i) - y(p_{i+2})$ and solve $DP_{ij}(w)$ again. We repeat this process until $DP_{ij}(w)$ becomes FALSE. From Observation 5, $DP_{ij}(w')$ is FALSE for all $w' > w$, so we don't need to solve $DP_{ij}(w')$ for $w' > w$. Thus we increase j by one, and repeat the process to find the maximum width such that $DP_{ij}(w)$ is TRUE. We repeat the entire process until $j = \infty$ or $w = y(p_i) - y(p_n)$, and we can find the maximum width w' during the process.

The suggested process only increase both w and j , so we call Algorithm 1 at most $O(n)$ times. Therefore it takes $O(n^2)$ time to report a top-anchored and uniform RBRA of maximum-width for p_i . \square

We have n possible choices for p_i , so we can find a top-anchored and uniform RBRA of maximum-width in $O(n^3)$ time, and the other three cases (bottom-anchored, left-anchored, or right-anchored) of the maximum-width RBRA are handled similarly. We conclude the section with the following result.

Theorem 3 *Given a set P of n points in the plane where each one is assigned a color from given k colors, a maximum-width RBRA with respect to P can be computed in $O(n^3)$ time and $O(n)$ space.*

4.3 An Improved Approach

In Section 4.1, we present a $O(n)$ time decision algorithm to compute a maximum-width RBRA, where the top and bottom sides of its outer rectangle pass through two fixed points. Here we show that Algorithm 1 can be implemented in $O(k^2 \log n)$ time.

Let a be any w -gap from the set \mathcal{L} (described in Step 8 of Algorithm 1). We are interested in the leftmost w -gap b from the set \mathcal{R} such that the corresponding inner rectangle is rainbow and the number of points outside of the annulus is maximum. Note that the inner rectangle defined by a and any w -gap b' in \mathcal{R} to the right of b is rainbow, while the number of points is less lying outside of the outer rectangle of the annulus. On the other hand, if we find the rightmost w -gap a' in \mathcal{L} such that the corresponding inner rectangle defined by a' and b is rainbow, then either $a = a'$ or a' lies to the right of a . Note that in the latter case we can ignore the w -gap a , since the annulus defined by w -gaps (a', b) is better than that defined by (a, b) in the sense of the number of points lying outside the outer rectangle of the annulus.

4.3.1 Minimal Rainbow Intervals

Consider the set L of points $P_{ij} \cap [x(p_l), \min\{x(p_i), x(p_j)\} + w] \times [y(p_j), y(p_i)]$. Then, \mathcal{L} denotes the set of w -gaps in x -coordinates of L . Similarly R be the set of points $P_{ij} \cap [\max\{x(p_i), x(p_j)\} - w, x(p_r)] \times [y(p_j), y(p_i)]$. For our purpose we only consider the x -coordinates of the points in P_{ij} and assume that the points are projected down on the x -axis.

Let a be any point in L . We define $r(a)$ as the leftmost point in R such that $P_{ij} \cap [a, r(a)]$

is rainbow. Similarly for any point b in R , define $l(b)$ as the rightmost point in L such that $P_{ij} \cap [l(b), b]$ is rainbow. Note that as a moves to the right, $r(a)$ either moves to the right or stays at the same position. Similarly it holds for $l(b)$. We call an interval $[a, b]$ as *minimal rainbow interval* with $a \in L$ and $b \in R$, if $b = r(a) = r(l(b))$ and $a = l(b) = l(r(a))$. In the following we give some properties of minimal rainbow interval.

Recall that $\alpha(p)$ denotes the color of a point p , and let $c_{[Q]}$ denotes the number of points of color c in a point set Q .

- (i) If $[a, b]$ is a minimal rainbow interval, then either $\alpha(a)_{[a,b]} = 1$ or a is the rightmost point in L ; $\alpha(b)_{[a,b]} = 1$ or b is the leftmost point in R . In other words, a is the only point of that particular color in $[a, b]$ unless a is the rightmost point in L , and so is b .
- (ii) No two minimal rainbow intervals are nested, and any two minimal rainbow intervals overlap.
- (iii) There cannot be two minimal rainbow intervals $[a_1, b_1]$ and $[a_2, b_2]$ such that a_1 and a_2 are in the same color, or b_1 and b_2 are in the same color. Also from (ii) we can order all minimal rainbow intervals from left to right, $[a_1, b_1], [a_2, b_2], \dots, [a_m, b_m]$ with $a_1 < a_2 < \dots < a_m$ and $b_1 < b_2 < \dots < b_m$. Since the colors of a_1, a_2, \dots, a_m (resp. b_1, b_2, \dots, b_m) must be all distinct, implies that m can be at most k .

We are interested in the w -gaps that are generated in between minimal rainbow intervals. In the following lemma we present a bound on the number of “relevant” w -gaps. More specifically, for a given p_i and p_j , a w -gap is relevant if $w \in \mathcal{L}$ or $w \in \mathcal{R}$.

Lemma 7 *The number of relevant w -gaps is at most $O(k)$.*

Proof. Consider any w -gap A in \mathcal{L} . Also assume that A is between the left endpoints of minimal rainbow intervals $[a_1, b_1]$ and $[a_2, b_2]$, i.e., A lies between a_1 and a_2 . Therefore, the leftmost w -gap b in \mathcal{R} such that the inner rectangle defined by (A, B) is rainbow must lies somewhere to the right of b_2 . If there lies another w -gap A' between a_1 and a_2 that is to the right of A , we can simply ignore A . In a nutshell, we consider only the rightmost w -gap to the left of the left endpoint of each minimal rainbow interval and the leftmost w -gap to the right of the right endpoint of each minimal rainbow interval. Hence, the number of these “relevant” w -gaps is at most $2k$. \square

4.3.2 Modified Decision Algorithm

Here we discuss the new decision problem DA_{new} that computes $DP_{ij}(w)$. DA_{new} have exactly same lines 1 to 7 as stated in Algorithm 1. The new algorithm then computes all possible minimal rainbow intervals in between $y(p_i)$ and $y(p_j)$ as follows. Consider the points in L . For each point a in L , we compute $r(a)$ as follows. For each color $c \in k$, compute the closest point in P_{ij} of color c to the right of a and then find the farthest point b from them. If b is in R , then $r(a) = b$; otherwise $r(a)$ is the leftmost point in R by definition. Similarly, for each point b in R , we compute $l(b)$.

To compute all minimal rainbow intervals, first we start with the leftmost point $a \in L$, compute $b = r(a)$, and then compute $l(b)$. Therefore, $[l(b), b] = [a_1, b_1]$ denotes the first minimal rainbow interval.

See Figure 8 as an example. If a_1 is the rightmost point in L , then $[a_1, b_1]$ is the only minimal rainbow interval. Otherwise, we search for the second minimal rainbow interval $[a_2, b_2]$. Since there is no point of color $\alpha(a_1)$ in $[a_1, b_1]$ other than a_1 , therefore $\alpha(b_2) = \alpha(a_1)$. So, b_2 can

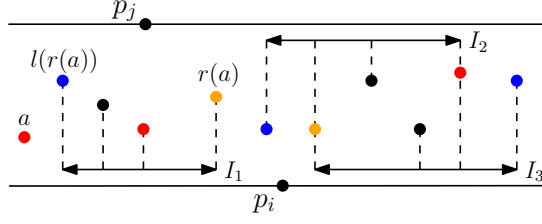


Figure 8: For the leftmost point a , $r(a)$ and $l(r(a))$ define the leftmost minimal rainbow interval I_1 . Two other minimal rainbow intervals are denoted by I_2 and I_3 .

be easily found by finding the closest point of color $\alpha(a_1)$ in P_{ij} to the right of b_1 . Also then, $a_2 = l(b_2)$. The above process continues until we reach the rightmost point in L .

Consider any minimal rainbow interval $[a, b]$. We store k counters for $[a, b]$. Let $C([a, b]) = \#_1([a, b]), \#_2([a, b]), \dots, \#_k([a, b])$ be the color counter vector, consisting of the number of points in P_{ij} of each color. For each minimal rainbow interval, we store its color counter vector. For each $[a, b] \in [a_1, b_1], [a_2, b_2], \dots, [a_m, b_m]$, we repeat the following steps:

- (i) First we compute the rightmost w -gap A to the left of a , if any. Find the leftmost w -gap B to the right of b , if any.
- (ii) Compute the color counter vector of the region between A and a and of the region between b and B . Also compute the counter $C([A, B])$ for points between A and B .
- (iii) From $C([A, B])$, the number of points of each color that lie outside the annulus can be found.

After the completion of the above steps if there exists a RBRA of w -width, DA_{new} reports it. In order to perform the above operations efficiently the following data structures are being used.

- Consider the 1-dimensional range tree $\mathcal{X}_{ij}(c)$, where $c \in [k]$, for the x -coordinates of points in P_{ij} for counting for color c . Also at each node v of the tree, we store $size(v)$, the number of leaves descended from v . The data structure $\mathcal{X}_{ij}(c)$ can be constructed using storage $O(|P_{ij}(c)|)$ [10], where $|P_{ij}(c)|$ represents the number of points of color c in P_{ij} . We maintain $O(k)$ such 1D range trees.
- We preprocess the points of P_{ij} into a 2D range tree (with fractional cascading) \mathcal{T}_{ij} as follows: Let $x_1 < x_2 < \dots$, be the x -coordinates of points in P_{ij} in sorted order. Here we map each x_i into a 2D point $(x_i, x_{i+1} - x_i)$. We construct \mathcal{T}_{ij} on these 2D points. \mathcal{T}_{ij} can be constructed using storage $O(|P_{ij}| \log |P_{ij}|)$ [10].

With the above data structures in hand we can compute all minimal rainbow intervals and perform the mentioned operations on them as follows:

- For any point $a \in L$ (resp. for each point b in R), we find $r(a)$ (resp. $l(b)$) in $O(k \log n)$ time from k given 1D range trees. Thus in $O(k \log n)$ time we compute a minimal rainbow interval.
- To compute the leftmost w -gap to the right of a minimum rainbow interval $[a, b]$, more specifically the leftmost w -gap to the right of b , we use a 3-sided range query defined by the region $R = [x(b), \min(x(r_1), x(r_2)) - w] \times [w, \infty]$, where r_1 is the leftmost point from the region $[x(p_i), \infty] \times [y(p_i) - w, y(p_i)]$, and r_2 is the leftmost point from the region $[x(p_j), \infty] \times [y(p_j), y(p_j) + w]$. Here we find the leftmost point from region R . From \mathcal{T}_{ij} we can find the leftmost point in R in $O(\log n)$ time. Any w -gap corresponds to a point in R and can be used to construct an empty annulus of width w .

- For any rectangular region R , the color counter vector $C(R)$ of R can be computed in $O(k \log n)$ time from k given 1D range trees.

Similarly, the color counter vector of the region between A and a (resp. between b and B) and $C([A, B])$ (mentioned in step (ii)) can be computed in $O(k \log n)$ time.

- Using $C([A, B])$ we can find the number of points outside the empty annulus in $O(k)$ time.

Lemma 8 DA_{new} computes $DP_{ij}(w)$ for any given $w > 0$ in $O(k^2 \log n)$ time using $O(n \log n)$ space.

Proof. DA_{new} takes $O(\log n)$ time [6] to compute lines 3 and 4. After getting TRUE in line 7 of Algorithm 1, DA_{new} computes all minimal rainbow intervals. Since there are $O(k)$ minimal rainbow intervals in total, it takes $O(k^2 \log n)$ time. For any minimal rainbow interval DA_{new} constructs a w -width RBRA if exists in $O(k \log n)$ time and $O(n \log n)$ space using the data structures mentioned above. Considering all minimal rainbow intervals the total running time is $O(k^2 \log n)$. \square

Now we discuss how to report a maximum-width top-anchored RBRA when a point $p_i \in P$ is fixed on the top side of outer rectangle of RBRA. Assume any point $p_i \in P$ lies on the top side of outer rectangle of RBRA. For a fixed p_i , we consider the widths that lies in the set $W_i := \{y(p_i) - y(p_k) \mid i \leq k \leq n\}$ and report the maximum among them. The optimization algorithm is described in section 4.2. Having p_i fixed, consider all possible values of $j = i+2, \dots, n$ and also $j = \infty$. As j increases, more points are included in P_{ij} and therefore we update the structures by inserting a point in each of them. Therefore in this case we can report a maximum width top-anchored RBRA in $O(k^2 n \log n)$ time. Considering all values of p_i , along with the above discussion we have the following result.

Theorem 4 For a given set of n points in the plane where each point is assigned a color from given k colors, a maximum-width top-anchored RBRA can be computed in $O(k^2 n^2 \log n)$ time and $O(n \log n)$ space.

5 Maximum-width Rainbow-Bisecting Empty Circular Annulus

In this section, we compute a maximum-width RBCA from a given point set P on \mathbb{R}^2 . Here we assume no four input points are concyclic. We begin with the geometric characterizations of a maximum-width RBCA.

Observation 6 The boundaries of outer circle and inner circle of a maximum-width RBCA \mathcal{A} contain at least one input point from P .

We restrict our target annuli whose inner circles have more than one point. Without this restriction our problem can be solved in $O(n \log n)$ time [12]. Also we define a maximum-width RBCA as “special” if there is a point on the inner boundary that lies on the straight line joining the center of the annulus and the point lying on the outer boundary. The following lemma introduced is similar to Lemma 2.1 and Lemma 2.2 in [12].

Lemma 9 A maximum-width RBCA \mathcal{A} can have one of the following potential configurations - (i) Both the boundaries of C_{out} and C_{in} contain at least two input points of P when \mathcal{A} is not a special annulus and (ii) The boundary of C_{out} contain at least one input point of P and the boundary of C_{in} contain at least two input points of P when \mathcal{A} is a special annulus.

Proof. For (i), consider \mathcal{A} be any maximum-width RBCA which is not special and contains a single input point, say p_1 on the boundary of the inner circle C_{in} and the boundary of the outer circle C_{out} contains at least one point of P , say p_2 (Ref. Figure 9). If we move the center (at

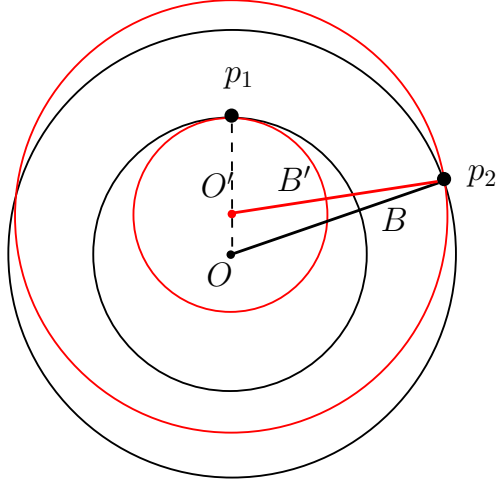


Figure 9: A RBCA \mathcal{A} (in black) that is not special. Another RBCA \mathcal{A}' (in red) is constructed from \mathcal{A} and have larger width.

O) of \mathcal{A} along the line joining the center and p_1 as well as maintaining the rainbow property on both sides of the annulus we can construct another RBCA \mathcal{A}' (red in color in Figure 9, center at O') whose boundaries still contain p_1 and p_2 . Note Op_2 intersects the initial inner circle (i.e., black in color in Figure 9) at B and similarly $O'p_2$ intersects the transformed inner circle (i.e., red in color in Figure 9) at B' .

Let us denote the width of the initial annulus \mathcal{A} and the transformed annulus \mathcal{A}' by $w_{bl}(\mathcal{A})$ and $w_{red}(\mathcal{A}')$ respectively, where $w_{bl}(\mathcal{A}) = Op_2 - OB$ and $w_{red}(\mathcal{A}') = O'p_2 - O'B'$. Then the difference between the width of the transformed and the initial annulus i.e $w_{red}(\mathcal{A}') - w_{bl}(\mathcal{A}) = (O'p_2 - O'B') - (Op_2 - OB)$. Applying triangle inequality, we get $(O'p_2 - O'B') - (Op_2 - OB) \geq Op_2 - O'O - O'B' - Op_2 + OB \geq (OB - O'O) - O'B' \geq O'B - O'B' \geq 0$. This proves that the width of the transformed annulus \mathcal{A}' is greater than the initial annulus \mathcal{A} implying that \mathcal{A} is not an optimum annulus. The other case where the boundary of inner circle of \mathcal{A} contain at least 2 input points of P and the boundary of its outer circle contains a single input point can be handled similarly.

Next, we will prove the validity of case (ii) of Lemma 9. Let \mathcal{A} be a maximum-width RBCA that is special and C_{in} of \mathcal{A} contains two input points of P . If both the points lies on the boundary of C_{in} of \mathcal{A} , then it is trivially proved. If this is not the case, we can construct another RBCA \mathcal{A}' from \mathcal{A} like previous construction such that both \mathcal{A} and \mathcal{A}' have equal widths and there are two points lying on the inner boundary of \mathcal{A}' . \square

We further denote any maximum-width RBCA having configuration (i) and (ii) of Lemma 9 as Cir_{22} and Cir_{21} respectively.

We adopt the technique described in Díaz-Báñez et al. [13] where they solved a problem known in the literature as *obnoxious plane problem* which is defined as follows:

Given a set S containing n points in \mathbb{R}^3 , find a plane ξ that intersects the convex hull of S and maximizes the minimum Euclidean distance to the points. In \mathbb{R}^2 this problem reduces to computing of the *widest empty corridor* [16] through a set of points. Finally they map a corridor from \mathbb{R}^2 to a slab in \mathbb{R}^3 . A *slab* is defined as the open region of \mathbb{R}^3 through S and is bounded by two parallel planes that intersect the convex hull of S and the *width* of the slab is the distance between the bounding planes. They solved the *widest empty slab* problem to solve obnoxious plane problem. They have shown that the candidate planes belongs to the following

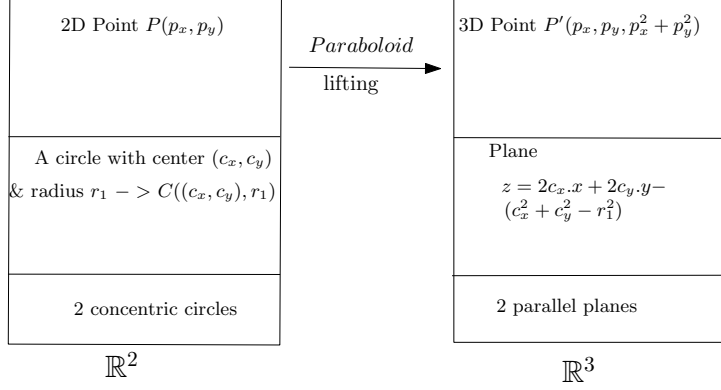


Figure 10: Paraboloid transformation of the input points. Left side maps right side.

categories - (i) C_{11} - Each of the bounding planes of the slab contain an input point. (ii) C_{31} - One bounding plane contains 3 input points and other contain a single input point (iii) C_{22} - Each bounding plane contain 2 input points and (iv) C_{21} - One bounding plane contains 2 input points and other contain a single input.

To apply the above method we transform the points of set P from \mathbb{R}^2 to \mathbb{R}^3 using paraboloid lifting as follows: The points of the input set P are transformed from \mathbb{R}^2 to points in \mathbb{R}^3 using paraboloid transformation. Let $P' = \{(p_x, p_y, p_x^2 + p_y^2) : (p_x, p_y) \in P\}$ be the set of points in \mathbb{R}^3 . Each point in \mathbb{R}^3 is obtained from the vertical projection of the corresponding point in \mathbb{R}^2 on the parabola $z = x^2 + y^2$. Under this transformation a circle of radius r_1 and center at (c_x, c_y) in \mathbb{R}^2 becomes a plane $z = 2c_x.x + 2c_y.y - (c_x^2 + c_y^2 - r_1^2)$ in \mathbb{R}^3 and any two concentric circles are transformed to two parallel planes (Ref. Figure 10).

Consider two concentric circles of an empty annulus having radius r_1 and r_2 , where $r_2 > r_1$. The corresponding two parallel planes in \mathbb{R}^3 are $z_1 = 2c_x.x + 2c_y.y - (c_x^2 + c_y^2 - r_1^2)$ and $z_2 = 2c_x.x + 2c_y.y - (c_x^2 + c_y^2 - r_2^2)$ respectively. Now consider the dual representation of the points in P' . In this representation, a point $p \in P$ lies on (resp. inside, outside) a circle ci in \mathbb{R}^2 if and only if the dual hyperplane ci^* contains (respectively passes above, below) the dual point p^* . This implies that the maximum-width RBCA problem in \mathbb{R}^2 reduces to widest empty slab problem (where each plane is colored) in \mathbb{R}^3 . In this reduction a candidate slab of C_{22} category represents a Cir_{22} annulus and a candidate slab of C_{21} category represents a Cir_{21} annulus (Figure 11). Finally, the optimal solution in our problem is obtained by tracking the slabs of C_{22} and C_{21} categories which span k colors on both sides of it.

The approach of solving widest empty slab problem is primarily based on topological sweep over the arrangements of planes corresponding to the dual representation of the points in P' . Let $\mathcal{B}(H)$ be the arrangement of dual planes corresponding to points in P' , where each plane has a color corresponding to the point in primal. Using topological sweep on $\mathcal{B}(H)$ all candidate empty slabs of type C_{21} and C_{22} are generated. The topological sweep algorithm in \mathbb{R}^3 is described in [4] which generalizes the method for sweeping arrangements of lines in \mathbb{R}^2 [14] to \mathbb{R}^3 . The data structure used to keep information about the cells intersected by the sweeping surface at any given time is illustrated in [14]. In addition to that we maintain a count on the number of planes of each color $\in [k]$ present above and below for each edge of the current planar cut of each plane during the sweep. For each plane $k' \in \mathcal{B}(H)$, we consider three arrays $UP_{k'}[1 : k]$, $LOW_{k'}[1 : k]$ and $CO_{k'}[1 : n - 1]$ as additional local data structure. Once the initial planar cut for plane k' is determined, we initialize the above arrays following sequence of edges in $N_{k'}[1 : n - 1]$, where $N_{k'}[1 : n - 1]$ is a list of pairs of indices indicating the lines delimiting each edge of the current planar cut for plane k' . The array $CO_{k'}[i] = (a, b)$, indicates the number of colored planes above

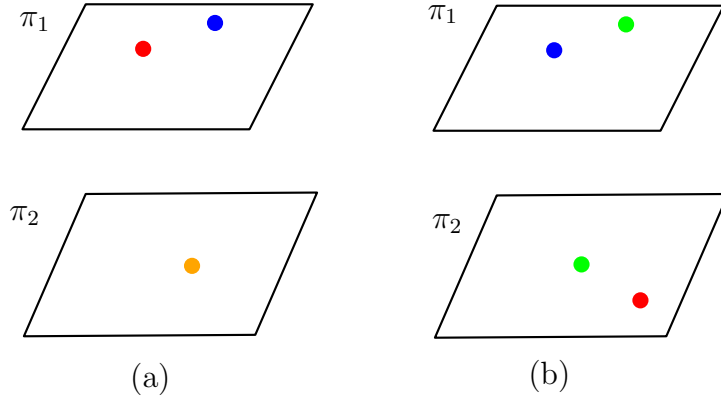


Figure 11: (a) A C_{21} empty slab defined by 2 parallel planes π_1 and π_2 . (b) A C_{22} empty slab.

and below each edge of $N_{k'}[i]$ of current planar cut for k' . We use $UP_{k'}$ and $LOW_{k'}$ to initialize $CO_{k'}$. Consider initial cut of each plane k' , for $N_{k'}[1]$, we have $UP_{k'}[j] = 1$, where j is the color of the edge in $N_{k'}[1]$, $LOW_{k'}[j] = 1$ for all $j = \{1, 2, \dots, k\}$ and $CO_{k'}[1] = (1, k)$. We find each $CO_{k'}$ in $O(n)$ time. After the sweep performs an elementary step, the incoming edges are swapped at the corresponding vertex in each planar cut and $CO_{k'}$ is updated following new $N_{k'}$. This operation requires $O(1)$ time.

The above discussion along with lemma 4 [13] leads to the following result.

Theorem 5 *Given a set of n points in \mathbb{R}^2 , each one is colored with one of the k colors, the maximum-width $RBCA$ problem can be solved in $O(n^3)$ time and $O(n^2)$ space.*

We extend the above idea to compute a maximum-width $RBCA$ whose center lies on a given line L in the plane. We conclude this section with the following lemma.

Lemma 10 *A maximum-width $RBCA$ \mathcal{A} whose center lies on a given query line L in \mathbb{R}^2 can be computed in $O(n^2)$ time and space.*

Proof. Using technique as described before to obtain Theorem 5. □

6 Conclusion

In this paper, we have dealt with the problem of computing a maximum-width rainbow-bisecting empty annulus for three type of basic geometric objects among a set of given points on the plane. First, we propose an $O(n^3)$ -time and $O(n)$ -space algorithm for computing a maximum-width rainbow bisecting empty axis-parallel square annulus. Next, we compute a maximum width rainbow bisecting empty axis-parallel rectangular annulus in $O(k^2 n^2 \log n)$ -time and $O(n \log n)$ -space. Finally, we propose a $O(n^3)$ -time and $O(n^2)$ -space algorithm for the maximum-width rainbow bisecting empty circular annulus problem.

One of the interesting open problem in the square and rectangular setting is to study the arbitrary orientation case. Another obvious direction is to improve the running time. Further, the study of any non-trivial lower bound even for the basic problem that is computing the maximum width annulus (rectangle, square or circle) among a set of points on the plane would really be an interesting one.

References

- [1] Manuel Abellanas, Ferran Hurtado, Christian Icking, Rolf Klein, Elmar Langetepe, Lihong Ma, Belén Palop, and Vera Sacristán. The farthest color Voronoi diagram and related problems. In *Proc. 17th EuroCG 2001*, pages 113–116, 2001.
- [2] Manuel Abellanas, Ferran Hurtado, Christian Icking, Rolf Klein, Elmar Langetepe, Lihong Ma, Belén Palop, and Vera Sacristán. Smallest color-spanning objects. In *Algorithms - ESA 2001, 9th Annual European Symposium, Aarhus, Denmark, August 28-31, 2001, Proceedings*, pages 278–289, 2001.
- [3] Ankush Acharyya, Subhas C. Nandy, and Sasanka Roy. Minimum width color spanning annulus. *Theor. Comput. Sci.*, 725:16–30, 2018.
- [4] Efthymios Anagnostou, Vassilios G. Polimenis, and Leonidas J. Guibas. Topological sweeping in three dimensions. In *Proceedings of the International Symposium on Algorithms, SIGAL*, volume 450 of *Lecture Notes in Computer Science*, pages 310–317, 1990.
- [5] E.sther. M. Arkin, Aritra. Banik, Paz. Carmi, Gui. Citovsky, Matthew. J. katz, Joseph. S. B. Mitchell, and M.arina. Simakov. Selecting and covering colored points. *Discrete Applied Mathematics.*, 250:75–86, 2020.
- [6] Sang Won Bae, Arpita Baral, and Priya Ranjan Sinha Mahapatra. Maximum-width empty square and rectangular annulus. *Computational Geometry: Theory and Applications*, 96:101747, 2021.
- [7] Sandip. Banerjee, Neeldhara. Misra, and Subhas. C. Nandy. Color spanning objects: Algorithms and hardness results. *Discrete Applied Mathematics.*, 280:14–22, 2020.
- [8] Siu-Wing Cheng. Widest empty L-shaped corridor. *Inform. Proc. Lett.*, 58(6):277 – 283, 1996.
- [9] Sandip Das, Partha P. Goswami, and Subhas C. Nandy. Smallest color-spanning object revisited. *Int. J. Comput. Geometry Appl.*, 19(5):457–478, 2009.
- [10] Mark de Berg, Otfried Cheong, Marc van Kreveld, and Mark Overmars. *Computational Geometry: Algorithms and Applications*. Springer-Verlag TELOS, Santa Clara, CA, USA, 3rd edition, 2008.
- [11] J.M. Díaz-Báñez, M.A. López, and J.A. Sellarès. On finding a widest empty 1-corner corridor. *Inform. Proc. Lett.*, 98(5):199 – 205, 2006.
- [12] José Miguel Díaz-Báñez, Ferran Hurtado, Henk Meijer, David Rappaport, and Joan Antoni Sellarès. The largest empty annulus problem. *Int. J. Comput. Geom. Appl.*, 13(4):317–325, 2003.
- [13] José Miguel Díaz-Báñez, Mario Alberto López, and Joan Antoni Sellarès. Locating an obnoxious plane. *Eur. J. Oper. Res.*, 173(2):556–564, 2006.
- [14] Herbert Edelsbrunner and Leonidas J. Guibas. Topologically sweeping an arrangement. *J. Comput. Syst. Sci.*, 38(1):165–194, 1989.
- [15] Javad Hasheminejad, Payam Khanteimouri, and Ali Mohades. Computing the smallest color-spanning equilateral triangle. In *Proc. 31st EuroCG 2015*, pages 32–35, 2015.

- [16] M. Houle and A. Maciel. Finding the widest empty corridor through a set of points. In *G. T. Toussaint ed. Snapshots of Computational and Discrete Geometry (SOCS)*, pages 210–213, 1988.
- [17] Payam Khanteimouri, Ali Mohades, Mohammad Ali Abam, and Mohammad Reza Kazemi. Computing the smallest color-spanning axis-parallel square. In *Algorithms and Computation - 24th International Symposium, ISAAC 2013, Proceedings*, pages 634–643, 2013.
- [18] Joydeep Mukherjee, Priya Ranjan Sinha Mahapatra, Arindam Karmakar, and Sandip Das. Minimum-width rectangular annulus. *Theoret. Comput. Sci.*, 508:74–80, 2013.