

# An evaluation of a microprocessor with two independent hardware execution threads coupled through a shared cache

Madhav P. Desai  
Department of Electrical Engineering  
IIT Bombay  
Mumbai, India

May 30, 2023

## Abstract

We investigate the utility of augmenting a microprocessor with a single execution pipeline by adding a second copy of the execution pipeline in parallel with the existing one. The resulting dual-hardware-threaded microprocessor has two identical, independent, single-issue in-order execution pipelines (hardware threads) which share a common memory subsystem (consisting of instruction and data caches together with a memory management unit). From a design perspective, the assembly and verification of the dual threaded processor is simplified by the use of existing verified implementations of the execution pipeline and a memory unit. Because the memory unit is shared by the two hardware threads, the relative area overhead of adding the second hardware thread is 25% of the area of the existing single threaded processor.

Among the benefits of the shared memory subsystem is the tight coupling of the two execution threads via the shared level-1 caches, making it easy for them to share information. Among the drawbacks is the destructive interference between the two threads in terms of stalls due to cache misses. In order to understand the impact of the benefits and drawbacks, we use FPGA implementations to compare the dual threaded processor with the original single threaded processor on a set of representative applications.

We use a lock-less cooperative programming model for the mapping of applications to the dual-threaded processor system while maintaining compatibility with existing software. Over a wide range of applications with internal parallelism, we observe that performance on the dual-threaded processor is substantially better than on the single-threaded version. In applications without internal parallelism, the speedup is not significant, as expected. Also, the dual-threaded performance can be degraded when one of the threads causes a large number of cache misses or generates an excessive number of loads and/or stores.

# 1 Introduction

The capacity of a micro-processor can be increased chiefly in three ways: by increasing the number of instructions that the processor issues every clock cycle (super-scalar processors), by increasing the number of hardware threads in the processor (multi-threading), and by increasing the number of cores in the processor (multi-core).

We investigate the second approach. Our starting point is a processor having a single execution thread, namely, the AJIT processor (see Section 3). In this processor, we observe that the execution thread fetches a pair of instructions per access and uses approximately half the available bandwidth of the instruction cache. Further, the fraction of load/store instructions in a wide range of single threaded applications [1] is less than 50%. Thus, the caches can potentially serve two execution threads simultaneously without becoming a bottleneck.

Starting with the implementation of a micro-processor with a single execution pipeline, we augment it by adding a second, identical execution thread (pipeline) so that the two threads work with a single memory unit, which consists of an instruction cache, a data cache, and a memory management unit. The two parallel execution threads are closely coupled via the caches in the shared memory unit. It is possible to de-activate one of the threads so that power consumption is reduced when that thread is idle.

The cost of the dual-threaded processor is much lower than the cost of a *dual-core* processor due to the sharing of the caches and memory management unit. Based on data from a 65nm implementation [2] of the pre-existing single threaded processor with 32KB of instruction and data cache, with a memory management unit (2.5 sq.mm for the entire processor, out of which 75% is due to the caches and the memory management unit), we observe that the area of the dual threaded processor will be 1.25X larger than that of the single threaded processor.

In principle, if the shared memory unit does not become a bottleneck, and if the workload is parallelizable, the dual-threaded processor should offer double the performance of a single-threaded processor. In Section 4, we provide a justification of why we do not expect the shared memory to become a bottleneck in typical applications. This is corroborated by the performance increase observed across several applications ranging from sorting to fast-fourier-transforms and a complete electro-cardiogram signal processing chain.

On the other hand, the dual-threaded processor has some disadvantages. The effective available memory bandwidth is shared by the two hardware threads. Thus, applications which are memory intensive may not exhibit the expected speed-up. The instruction and data access patterns generated by the two threads may induce mutual cache misses and cache thrashing. Also, locking of the memory unit by one of the threads (for example, on an atomic instruction) can stall the execution of the other thread. Slow I/O memory accesses by one thread can block memory accesses by the other thread.

In our evaluation, we implement the single-threaded and dual-threaded processors on a common FPGA platform and measure the relative performance.

A cooperative programming model is used to parallelize applications across the two threads. The following questions are addressed:

- What is the time overhead in the synchronization of activity across the two threads in the dual-threaded processor? This turns out to be 25 clock cycles for the FPGA implementation with the cooperative programming model used in the characterization.
- How does the dual threaded processor compare with the single threaded processor in terms of performance? We look at three scenarios in which the dual-threaded processor can be used; both threads working on an application, one thread working and the other spinning for work, and one thread working and the other thread de-activated. We measure the performance in each of these scenarios (as well as on the single threaded processor) on ten test applications.

We observe significant ( $> 1.6X$ ) speedup in the dual threaded (both threads active and working) processor relative to the single threaded reference processor in seven of the ten applications. In two of the applications, performance improvements were lower, and in one of the applications, there was a degradation in performance when using the dual threaded processor. For performance critical algorithms which have internal parallelism, the performance increase observed due to the use of the second thread is far higher than the extra cost incurred in adding the second thread to the processor.

## 2 Other approaches to multi-threading reported in the literature

A software thread is a sequence of instructions generated by a sequential program, and a hardware thread is a logic circuit which executes instruction streams. Multi-threading techniques involve the mapping of multiple software threads onto one or more hardware threads at run time. A detailed survey of explicit multi-threading approaches is given in [3].

The simplest multi-threading approach involves the multiplexing of multiple software threads onto a single hardware thread. Whenever a software thread stalls due to a slow memory access, the hardware thread can switch to the execution of a different software thread. The hardware thread may itself be a simple single issue pipeline or a complex super-scalar pipeline. At any point in time, the hardware thread may be executing instructions from either a single software thread or multiple software threads (simultaneous multi-threading).

The mechanism used to select the software thread to execute can be of many types. In blocked multi-threading, a software thread runs on the hardware thread until the software thread blocks (on a cache miss, for example), at which point the hardware thread switches to a different software thread. Interleaved multi-threading is a variant in which multiple software threads are interleaved at the fetch stage itself into a single stream which then executes on a hardware thread.

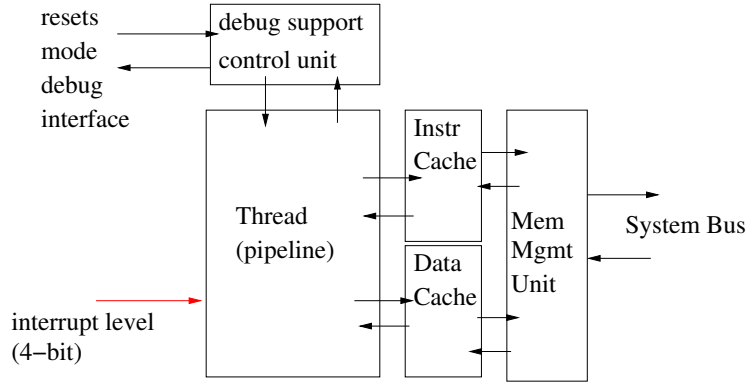


Figure 1: AJIT single-threaded core

In our approach, there are two identical hardware threads that are available for the execution of software threads. These threads are tightly coupled via the caches. This is coarse grained symmetric multi-threading [3] with two parallel independent threads, in which the workload of the two hardware threads is managed explicitly by software. The problem of data coherency across the two hardware threads does not arise because of the shared level-1 caches.

The proposed scheme is different from a multi-core implementation because each core in a multi-core has its own cache subsystem and special effort is needed to keep the caches coherent across the cores.

### 3 The starting point: the single-threaded AJIT processor

We describe the starting point of our implementation of a dual-threaded processor. The AJIT single-threaded processor developed at the Indian Institute of Technology (Bombay) is an implementation of the SPARC V8 [4] instruction set architecture. The single-threaded processor has the structure shown in Figure 1.

The principal components of the architecture shown in Figure 1 are the execution pipeline (or thread), the instruction and data caches, and the memory management unit. The control and debug unit is responsible for the thread initialization, exception handling, and for providing a debug mechanism to a remote debugger.

The single threaded AJIT processor boots Linux (3.16.1), has been verified extensively, and has been used in the implementation of a GNSS base-band receiver system-on-chip (in 65nm technology) [2]. This system-on-chip provides base band processing needed for GPS and IRNSS based satellite positioning systems.

We will describe the principal components in brief.

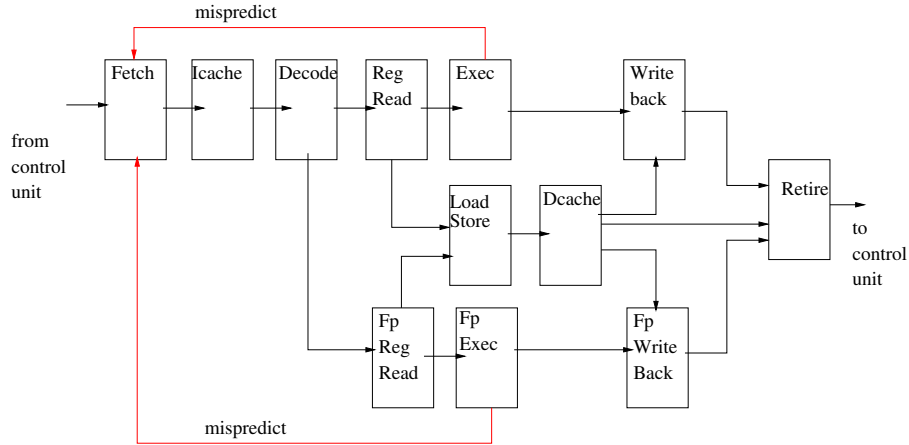


Figure 2: AJIT execution pipeline

### 3.1 The execution pipeline (the thread)

The execution pipeline is shown in Figure 2. It is a single-issue, in-order, elastic pipeline. Every arrow in Figure 2 is physically implemented as a first-in-first-out queue (FIFO). The depths of the queues are carefully chosen to maximize pipeline performance across a variety of application programs. Further, the flow of an instruction down the pipeline depends on the kind of instruction. For example, an integer arithmetic operation has the flow

```
Fetch -> Icache -> Decode -> Reg Read ->
                               Exec -> Write Back -> Retire
```

whereas, a load operation to the integer register file has the flow

```
Fetch -> Icache -> Decode -> Reg Read ->
                               Load store -> Dcache -> Write Back -> Retire
```

The fetch unit includes a branch target buffer, a 2-bit branch predictor and a return address stack. The integer execution unit implements all arithmetic and logic instructions in a single clock cycle (except for the divider). The floating point unit implements single and double precision operations. Multiply and addition are pipelined two-cycle operations, while square-root and divide are non-pipelined and take 24 (resp. 16) clock cycles for the double (resp. single) precision case. All exceptions are handled in a precise manner.

The resource utilization of a single execution thread, when implemented on a Xilinx Kintex xc7k325tffg900-2 FPGA, is shown in Figure 3.

### 3.2 The memory unit

The memory unit consists of virtually-indexed virtually-tagged (VIVT) instruction and data caches, with a memory management unit (MMU) which conforms

Unit	LUTs	Flip-flops
fetch	4.1K	3.2K
decode	1.4K	0.76K
registers (int)	5.8K	2.7K
execute (int)	4.4K	2.99K
loadstore	4.1K	3.2K
fpu	20.7K	10.1K
debug/control unit	4.5K	5.3K

Figure 3: Resource utilization of a single thread on the Xilinx xc7k325tffg900-2 FPGA

Benchmark	Performance
Dhrystone	2.4 DMIPS/MHz
Coremark	2.42 Coremarks/MHz
Linpack	0.27 MFLOPS/MHz
Whetstone	0.4 MWIPS/MHz

Figure 4: Single-thread processor benchmark performance

to the SPARC V8 reference MMU specification [4].

The VIVT data and instruction caches can be configured to sizes ranging from 4KB to 32KB. The associativity of the caches can be configured from 1 (direct mapped) to 8. The cache line size is 64 bytes for both caches. The data cache uses a write-through-allocate policy, and both caches use a not-most-recently-used replacement policy. A synonym detection scheme and an invalidation mechanism for enforcing cache coherence in a multi-core setting is also implemented in the memory unit [5]. On a hit, the instruction and data caches provide data to the requesting hardware thread in one clock cycle.

The memory management unit has a 256-entry 8-way set associative translation buffer, and implements the page table walk algorithm specified by the SPARC V8 reference MMU specification [4].

### 3.3 Baseline performance of the single-threaded AJIT processor

The base-line performance of the single-threaded AJIT processor on standard benchmarks is summarized in Figure 4. The GCC 4.7.4 compiler was used to

compile these benchmarks. The processor was configured with 32KB, 4-way associative data and instruction caches, and included a memory management unit. For the evaluation, the processor was implemented in FPGA and operated at 80MHz. The external memory was 1GB of DDR3 dynamic memory.

## 4 Structure of the dual-threaded AJIT processor

The dual-threaded AJIT processor is constructed using two execution pipelines which share the memory unit. This is illustrated in Figure 6. The two threads are identical in all respects and are connected to the instruction and data caches with multiplexors. Each of the execution pipelines includes a small 128-entry instruction buffer in which recently accessed instructions are kept. If there is a hit in this instruction buffer, an instruction cache access is unnecessary. This instruction buffer is useful when the thread is executing a spin-loop.

The cache multiplexors provide support for cache locking, and guarantee fair access to the caches for both threads. Further, it is possible to independently control the two threads for remote debugging. Since the internals of the two threads are not modified in any manner (except for the instruction buffer mentioned above), the verification effort for the dual threaded processor is considerably reduced.

The interaction between the two threads in this processor is through the caches, and is fast. The latency in a message from one thread to another can be as small as one clock cycle (a store by one thread is visible to a load one cycle later). This allows low latency synchronization across the two threads and provides benefits for parallelizing work loads.

Further, we expect the performance of the dual threaded processor to be superior to the single threaded processor because the caches are unlikely to become a bottleneck for most programs running on the two threads.

- An individual thread fetches two instructions on every access to the instruction cache. Thus, a single thread typically accesses the instruction cache once every two cycles, and utilizes approximately 50% of the instruction cache bandwidth. Thus, when two threads are present, the instruction cache has sufficient bandwidth to serve both of them.
  - In addition, each thread in the dual threaded AJIT processor includes a small (128-entry) instruction buffer which caches recently accessed instructions. This reduces the pressure on the instruction cache whenever one of the threads is executing a tight spin-loop.
- For most applications, the fraction of instructions that access the data cache (load/store instructions) is less than 50%. For example, in the AJIT single threaded processor, the fraction of load/store instructions for some of the common processor benchmarks is shown in Figure 5. An exhaustive analysis of the instruction mix across the entire set of SPEC (integer and

Benchmark	fraction of load/store instructions
Coremark	19%
Dhrystone	15.4%
Linpack	31%

Figure 5: Fraction of load/store instructions in benchmarks

floating point) benchmarks for the SPARC-V8 processor has been reported in [1]. In all the SPEC integer benchmarks that they studied, the fraction of load/store instructions was never greater than 33% (ranging from 17% to 33%). Across the SPEC floating point benchmarks, the peak fraction of load/store instructions was never greater than 47% (ranging from 25% to 47%). We see that for the SPEC workload, the utilization of the caches by a single thread does not exceed 50%. For typical programs, sharing the available cache bandwidth across two threads will not create a bottleneck.

Note that even if the utilization of the caches by a single thread is less than 50%, it is possible that the performance of the dual thread processor suffers relative to the single thread case due to cache misses and cache contention. The caches block on a miss, and thus, one of the threads may be forced to stall due to a miss generated by the other thread. To mitigate this effect, we use large 32KB level 1 caches with 4-way set associativity in order to increase the cache hit rate.

## 5 Programming models used for the evaluation of the dual-threaded AJIT processor

The software which runs on the dual-threaded core should ideally be structured so that:

- The software offers a well understood, simple view of the dual threaded processor. This should be true even for bare metal applications.
- When both threads are active, they should be working on the same context, using the same page table. This restriction is imposed by the use of VIVT caches.
- To get performance improvements, the cache resident part of the data used by the two threads must overlap as much as possible.

For the current performance evaluation, we have proposed a programming model that satisfies these requirements. We call this the side-kick programming



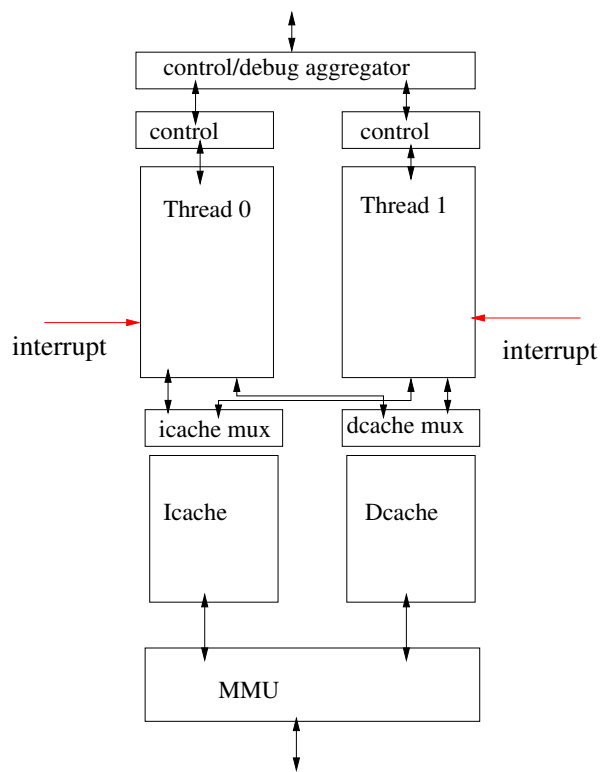


Figure 6: AJIT dual-threaded core

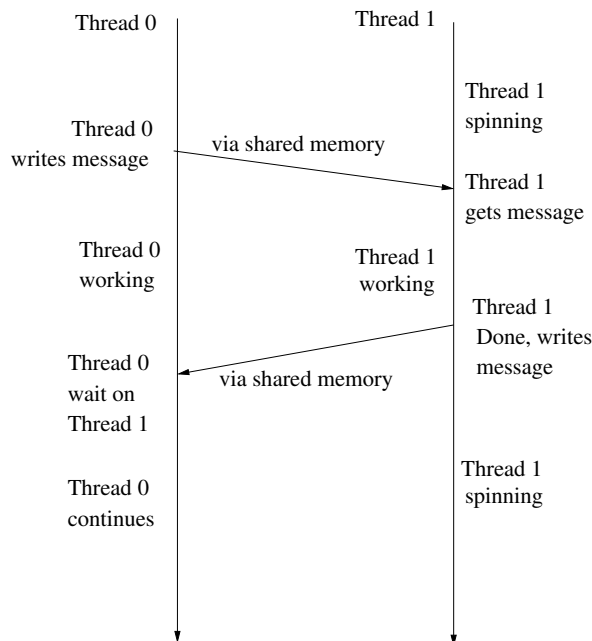


Figure 7: Event diagram in side-kick programming model

model. Thread 0 is the main execution thread, and it uses thread 1 as a compute assistant. When the assistance of thread 1 is required, thread 0 passes run-time information to thread 1 via a shared memory buffer, which we refer to as a thread channel. Thread 0 effectively specifies a function and its arguments to thread 1. When thread 1 has finished executing the function, it indicates the status, and returns values through the thread channel. Note that while thread 1 is working, so can thread 0. The flow of events in the two threads can be visualized as shown in Figure 7. This simple cooperation model can be implemented without using locks. The small instruction buffer in a thread will provide the instructions needed by that thread whenever it is executing a tight spin loop (for example, waiting for a message from the other thread).

The side-kick programming model is also easy to fit into existing software infrastructure. The overall application runs on thread 0, and only critical routines need to be re-written so that they use thread 1 as an assistant. The effort required to re-write the critical routines is similar to that of writing a multi-threaded program using *pthread*s.

### 5.1 Overhead for invoking a side-kick routine

To understand the overhead for the invocation of a task on thread 1 by thread 0, we invoke a trivial task on thread 1 from thread 0 and measure the round-trip latency (invocation to getting return notification) on thread 0. This measure-

ment is done on the evaluation system described in Figure 8. We observe that the round trip overhead latency is 25 clock cycles. Assuming that a 25% invocation overhead is acceptable in practice, this implies that the granularity of the task that is invoked on thread 0 can be as small as 100 clock cycles when partitioning work across the two threads.

## 6 Applications used to evaluate the dual-threaded processor

The following application programs were used to characterize the dual-threaded processor.

- Matrix-mult: two 128x128 matrices  $A$  and  $B$  with double precision floating point entries are multiplied using the two threads. Thread 1 handles the even rows of the matrix  $A$  and Thread 0 handles the odd rows. The computation is repeated 1024 times during the measurement.
- Dot-product: a dot-product of two 1024 element vectors (using double precision arithmetic). Thread 1 calculates and sums the even products, and Thread 0 does the same for the odd products. The computation is repeated 1024 times during the measurement.
- FFT; a 4096 point fast fourier transform (using double precision floating point values) was evaluated by the two threads. The 4096 point FFT is evaluated using two parallel 2048 point FFT's on the two threads.
- Merge-sort: A 1024 element vector of integers was sorted using a merge-sort algorithm using the two threads. Half the numbers are sorted by thread 1, the other half by thread 0, and the final merge is done by thread 0. The computation is repeated 1024 times during the measurement.
- Bellman-Ford: Given a graph, calculate the shortest paths between all pairs of vertices in the graph. Thread 0 is used to calculate the paths for half the nodes, and thread 1 is used for the other half. A graph with 64 nodes and 128 edges is used, The computation is repeated 1024 times during the measurement.
- Daxpy: Given a scalar  $a$ , and two 1024-element double precision vectors  $X$  and  $Y$ , compute

$$aX + Y$$

This is parallelized across the two threads by using thread 0 to update the first half of the result, and thread 1 to update the second half. The computation is repeated 1024 times during the measurement.

- Mem-copy: a 32KB block of memory was copied from one memory region to another, using the two threads. Odd entries are copied by thread 1, even entries by thread 0.

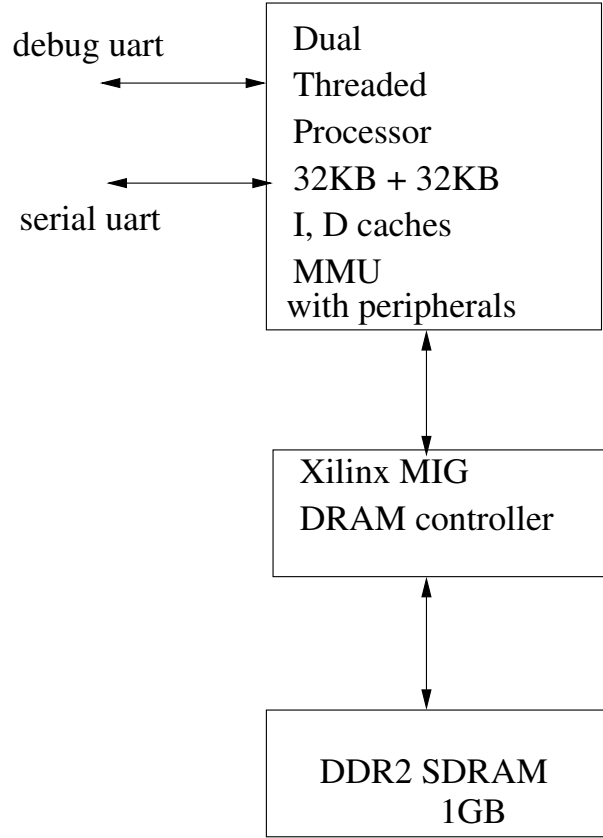


Figure 8: FPGA evaluation system for AJIT dual-threaded core

- **Mutexes:** an integer is incremented under a mutex by the active threads. The time required for the integer to reach a value of  $2^{20}$  is measured.
- **An ECG signal processing pipeline,** which we will describe in detail later, in Section 8. Sixteen heart-beats are analysed during the measurement.
- **Coremark:** two copies of the coremark benchmark are run simultaneously on the two execution threads.

## 7 Performance

A dual-threaded processor with 32KB each of instruction and data cache was used in the evaluation. The caches were 4-way set associative and implemented a write-through-allocate protocol. The implementation was done on a KC705 FPGA card. The system block diagram is shown in Figure 8. The system is

clocked at a frequency of 80MHz, and for this configuration, the cache miss penalty (for both instruction and data caches) is 30 clock cycles.

In order to evaluate the performance of the dual threaded processor, we identify the following scenarios in which the dual threaded processor can be operated.

- Thread 1 is inactive and only thread 0 is used. We call this the *thread 0 active, thread 1 inactive* scenario.
- Thread 1 is spinning for work, and thread 0 is used for the actual computation. Here the activity of the spin loop on thread 1 will use up some of the cache bandwidth. It is interesting to know the degree to which this affects the computation on thread 0. We call it the *thread 0 active, thread 1 spinning* scenario.
- Thread 0 and thread 1 are used together for the cooperative computation, using the side-kick programming model. We call this the *Thread 0 active, thread 1 active* scenario.

While evaluating the performance, we measured the run times of the three scenarios listed above, as well as the run time measured on the single threaded AJIT processor. The measurements are summarized in Figure 9.

From the results, we observe that the performance of the single thread processor is the same as that of the dual-thread processor with only one thread active. Further, we observe that if both threads are active, with thread 1 spinning and thread 0 working, there is a small reduction in performance relative to the single threaded case due to memory accesses generated by the spinning thread. The net increase in performance (last column of data relative to first column of data) is greater than 1.6 for seven out of the ten examples tried.

In the “Mem-copy” case, a 32KB source array is being copied to a 32KB destination array, and the miss-rate in the DCACHE is 87%. A data cache miss created by one thread can cause a stall in the second thread if it wants to access the data cache.

In the “Mutexes” case, there is very little parallelism because only one of the threads will be in the critical section at a time.

Finally, in the DAXPY case, for  $N$  dimensional vectors, there are  $3N$  accesses to memory and only  $2N$  computations. The caches are heavily utilized by both threads doing the computation and the speedup obtained is modest.

## 8 The ECG signal processing chain: a case study

We map the ECG signal processing application described in [6], which implements the sequence of processing actions shown in Figure 10. The incoming signal is from an analog to digital converter and consists of 12-bit data sampled at 360Hz. The incoming data is first band-pass filtered using a 256 point fast fourier transform, which is parallelized across the two threads. The filtered signal is then analysed to detect the centre of the heart beat (the QRS-peak).

Application	Single-threaded	Dual Threaded Scenarios			Speedup
		0 active 1 inactive	0 active 1 spinning	0 active 1 active	
Matrix-mult seconds	1.6	1.6	1.64	0.85	1.88
Coremark CM/MHz	2.42	2.42	2.30	4.36	1.80
ECG seconds	0.59	0.59	--	0.33	1.79
FFT seconds	0.167	0.167	0.172	0.094	1.78
Merge-sort seconds	4.56	4.56	4.81	2.6	1.75
Dot-product seconds	0.118	0.118	0.122	0.072	1.64
Bellman-Ford seconds	0.071	0.071	0.077	0.044	1.61
Daxpy seconds	0.133	0.133	0.149	0.111	1.2
Mutexes seconds	1.025	1.025	1.05	0.872	1.18
Mem-copy seconds	1.02	1.02	1.23	1.17	0.87

Figure 9: Measured performance metrics for the four configurations. Two copies of Coremark were run simultaneously in the dual-threaded case.

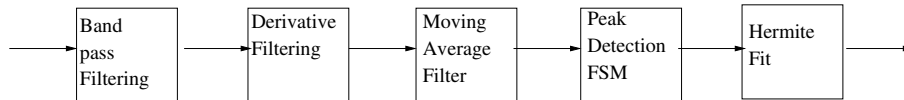


Figure 10: ECG signal processing chain

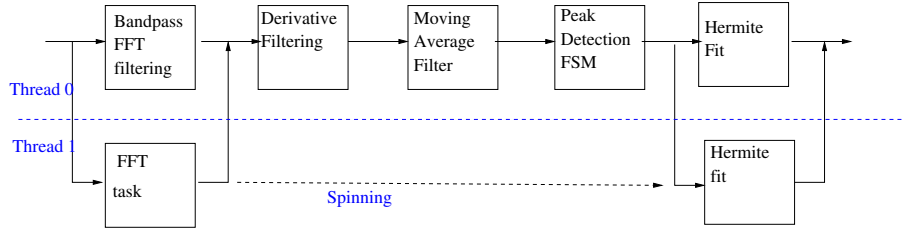


Figure 11: Parallelized ECG signal processing chain

	Total-time per beat	band-pass-filtering per beat	Hermite-fitting per beat
single thread	35ms	25ms	9.6ms
dual thread	19.5ms	13.4ms	5.8ms

Figure 12: Results for the parallelized ECG chain

This analysis involves a derivative filter and a moving average filter, followed by a finite state machine which makes a decision on the peak at the centre of the heart beat. This part of the processing is inherently sequential and was not parallelized. Once a heart beat has been identified, a Hermite transform calculation is performed to find the best representation of the heart beat as a sum of Hermite polynomials. This involves the calculation of a large number of correlations (dot-products), and is parallelized across the two threads. The final parallelized implementation across the two threads is shown in Figure 11.

Of the total computing load in the signal processing chain, the band pass filtering takes about 70% of the time, and the Hermite polynomial fitting takes almost 30% of the time. These two steps are parallelized across the two threads using the side-kick programming model. The observations are summarized in Figure 12.

The parallelization of the application across the two threads results in a speedup of 1.79X.

## 9 Summary

We have described the architecture and an evaluation of a dual-threaded shared cache processor. Using the excess available cache bandwidth in a single threaded processor, we add a second hardware thread which shares the cache subsystem.

Two identical hardware threads are then present in the processor, and these threads are closely coupled via the cache subsystem. If it is not being used, it is possible to de-activate one of the hardware threads in order to save power.

The construction of the dual threaded processor leverages an existing implementation of a proven and verified single threaded processor. The estimated area of the dual threaded processor is 1.25X that of the single threaded one.

We use a cooperative programming model to evaluate a set of applications on the dual-threaded processor. In this model, hardware thread 0 is the main thread and this thread can invoke a task on hardware thread 1 during the execution of the application program. This invocation is done through a shared memory region. The granularity of the invoked task can be as small as 100 clock cycles due to the low invocation overhead of 25 clock cycles.

We evaluated a range of applications on this platform. In applications that are possible to parallelize, the speedup observed relative to a single-threaded processor is healthy, ranging from 1.61X for the Bellman-Ford algorithm to 1.88X for matrix multiplication. A more complex and complete ECG signal chain application was also evaluated. This too showed a speedup of 1.79X relative to the single-threaded processor.

When there is not much parallelism available, there is no benefit of the second thread, and it may be de-activated. The “Mutexes” example illustrates that if the original application itself is not parallelizable, the use of two threads does not offer any significant benefit.

When the pressure on the cache from each of the threads is high, or when the cache miss rate is high, the cache becomes the bottleneck and the performance of the dual threaded processor is degraded. The “Mem-copy” application exhibits a cache miss rate of 87% and the performance of the dual-threaded processor is in fact worse than that of the single-threaded one. In such situations, just one of the hardware threads can be used, and the idle one can be de-activated to reduce power dissipation.

In conclusion, the addition of the second thread is of benefit in the following ways: the area overhead is only 25%, the performance improvement on representative applications with internal parallelism is much larger than the increase in cost, and finally, if it is not advantageous to use both threads, one of them can be shut off to save power. The dual threaded processor with only one thread active has the same performance as the original single threaded processor.

Other programming models remain to be explored. Further, in an embedded systems scenario, the impact of the dual threaded processor in real-time applications merits deeper analysis. In particular the increase in interrupt handling capacity in the dual-threaded processor can yield benefits to the embedded system designer.

## References

- [1] R. Cmelik, S. Kong, D. Ditzel, and E. Kelley, “An analysis of MIPS and SPARC instruction set utilization on the SPEC benchmarks,” *Proceedings*



of *ASPLOS IV*, pp. 290–298, 1991.

- [2] M. P. Desai and B. Pandey, “A novel implementation of a multi-constellation GNSS base-band receiver system-on-chip,” *Preprint*, 2023.
- [3] T. Ungerer, B. Robic, and J. Silc, “A survey of processors with explicit multi-threading,” *ACM Computing Surveys*, vol. 35, pp. 29–63, March 2003.
- [4] “IEEE Draft Standard 1754,” <https://standards.ieee.org/standard/1754-1994.html>.
- [5] M. P. Desai and A. Deshmukh, “An efficient reverse-lookup table based strategy for solving the synonym and cache coherence problem in virtually indexed, virtually tagged caches,” *arXiv:2108.00444v1[cs.AR]*, 2021.
- [6] M. Desai, G. Caffarena, R. Jevtic, D. G. Marquez, and A. Otero, “A low-latency, low-power FPGA implementation of ECG signal characterization using hermite polynomials,” *Electronics* 2021, 10(19), 2324, 2021.