

Learning by Aligning 2D Skeleton Sequences and Multi-Modality Fusion

Quoc-Huy Tran^{*}, Muhammad Ahmed^{*}, Murad Popattia, M. Hassan Ahmed,
Andrey Konin, and M. Zeeshan Zia

Retrocausal, Inc., Redmond, WA
www.retrocausal.ai

Abstract. This paper presents a self-supervised temporal video alignment framework which is useful for several fine-grained human activity understanding applications. In contrast with the state-of-the-art method of CASA, where sequences of 3D skeleton coordinates are taken directly as input, our key idea is to use sequences of 2D skeleton heatmaps as input. Unlike CASA which performs self-attention in the temporal domain only, we feed 2D skeleton heatmaps to a video transformer which performs self-attention both in the spatial and temporal domains for extracting effective spatiotemporal and contextual features. In addition, we introduce simple heatmap augmentation techniques based on 2D skeletons for self-supervised learning. Despite the lack of 3D information, our approach achieves not only higher accuracy but also better robustness against missing and noisy keypoints than CASA. Furthermore, extensive evaluations on three public datasets, i.e., Penn Action, IKEA ASM, and H2O, demonstrate that our approach outperforms previous methods in different fine-grained human activity understanding tasks. Finally, fusing 2D skeleton heatmaps with RGB videos yields the state-of-the-art on all metrics and datasets. To our best knowledge, our work is the first to utilize 2D skeleton heatmap inputs and the first to explore multi-modality fusion for temporal video alignment.

Keywords: Temporal video alignment · Temporal 2D skeleton sequence alignment · Multi-modality fusion · Self-supervised learning

1 Introduction

We study the problem of temporal video alignment [23, 30, 43, 50, 62], which aims to find dense framewise correspondences between two videos capturing the same activity, despite discrepancies in human appearance, background clutter, human motion, and camera viewpoint. Temporal video alignment plays an important role in many fine-grained human activity understanding applications, including anomaly detection [23] (i.e., detect deviations from a dataset of normal videos) and skill transfer [43] (i.e., provide feedback to learners based on expert demonstration videos).

We are interested in self-supervised approaches for temporal video alignment, since acquiring fine-grained correspondence labels is generally hard and costly [23, 38]. Early

^{*} indicates joint first author. {huy,ahmed,murad,hassan,andrey,zeeshan}@retrocausal.ai.

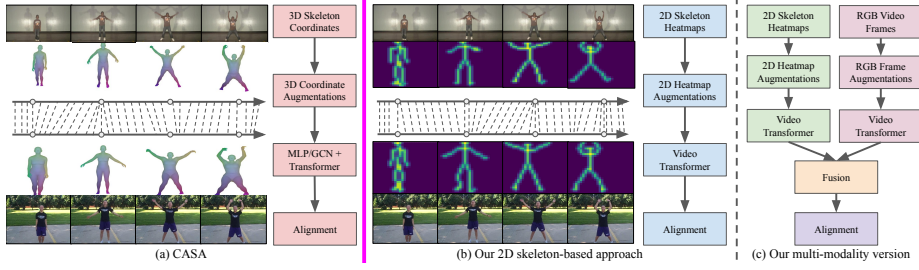


Fig. 1: (a) The state-of-the-art method in self-supervised learning, i.e., CASA, uses 3D skeleton-based temporal video alignment as a pretext task and performs 3D skeleton augmentations. (b) Our approach relies on 2D skeleton-based temporal video alignment and conducts 2D skeleton augmentations. We use 2D skeleton heatmaps, which are fed to a video transformer for learning useful spatiotemporal and contextual features. Our method obtains higher accuracy and better robustness against missing and noisy keypoints, while showing superior performance in various fine-grained human activity understanding tasks. (c) We further fuse 2D skeleton heatmaps with RGB videos, establishing the state-of-the-art across all metrics and datasets.

methods [23, 30, 50, 62] attempt to match video frames directly. They optimize different temporal alignment metrics such as dynamic time warping [18] and optimal transport [17] for self-supervised learning. Although the learned representations show promising generalization to downstream tasks, the results are far from being practical. Recently, CASA [43] proposes a context-aware self-supervised method for temporal video alignment, which operates on 3D skeletons (see Fig. 1(a)). It conducts 3D skeleton-based augmentations for self-supervised learning, while employing a transformer [72] to learn contextual features, yielding great results. Since CASA [43] directly processes 3D skeleton coordinates, its performance is greatly affected by human pose estimation errors such as noisy and missing keypoints.

We present a self-supervised temporal video alignment method, which relies on 2D skeletons (see Fig. 1(b)). Motivated by the recent successes of [22, 34], we convert sequences of 2D skeletons into sequences of heatmaps, where each joint is modeled as a Gaussian distribution, making it less sensitive to human pose estimation errors. Unlike CASA [43] which performs self-attention in the temporal domain only, we pass the heatmap sequences to our alignment network, which adopts a video transformer [2] to perform self-attention both in the spatial and temporal domains, yielding effective spatiotemporal and contextual features. Moreover, we propose simple various heatmap augmentation strategies based on 2D skeletons for self-supervised learning. As compared to CASA [43], our method based on 2D skeleton heatmaps obtains both higher accuracy and better robustness against missing and noisy keypoints despite lacking 3D information. Moreover, we show superior performance of our approach over previous methods in fine-grained human activity understanding tasks on three public datasets. Finally, utilizing both 2D skeleton heatmaps and RGB videos as inputs achieves the state-of-the-art across all metrics and datasets.

In summary, our contributions include:

- We propose a novel 2D skeleton-based self-supervised temporal video alignment approach for fine-grained human activity understanding. We utilize 2D skeleton heatmaps as input and employ a video transformer to perform self-attention both in the spatial and temporal domains. For self-supervised learning, we introduce simple 2D skeleton heatmap augmentation techniques.
- Our 2D skeleton-based approach is more accurate and robust against noisy and missing keypoints than CASA [43] which requires 3D skeletons. Our evaluations on Penn Action, IKEA ASM, and H2O show that our approach outperforms previous methods on fine-grained human activity understanding tasks.
- We develop a multi-modality variant, achieving the state-of-the-art on all metrics and datasets. To our best knowledge, our work is the first to exploit 2D skeleton heatmap inputs and perform multi-modality fusion for temporal video alignment.

2 Related Work

Self-Supervised Learning. Considerable efforts have been made in developing pretext tasks with pseudo labels for training image-based self-supervised models. Examples include image colorization [44, 45], object counting [51, 57], predicting rotations [26], solving puzzles [9, 39], image inpainting [35], and image clustering [10, 11]. Recently, several works [12–14, 28] focus on designing data augmentation and contrastive learning strategies, which are important for learning effective representations. Unlike the above image-based methods, video-based methods, which exploit both spatial cues and temporal cues in videos, have attracted a great amount of interests recently. They learn representations by using pretext tasks such as future frame prediction [1, 21, 67, 73] and frame clustering [41, 71], or leveraging temporal information such as temporal coherence [27, 56, 84], temporal order [25, 46, 54, 76], arrow of time [59, 75], and pace [5, 74, 79], or utilizing contrastive learning techniques [20, 24, 33, 61].

More recently, skeleton-based methods have been introduced. They learn representations by using pretext tasks such as skeleton inpainting [82] and motion prediction [68], or utilizing neighborhood consistency [64], motion continuity [69], and multiple pretext tasks [48]. The above methods often do not exploit spatiotemporal dependencies. Here, we use 2D skeleton-based alignment as a pretext task and 2D skeleton-based augmentation for self-supervised learning.

Temporal Video Alignment. Despite significant progress in unsupervised time series alignment, methods for self-supervised temporal video alignment have emerged only recently. To learn representations, TCN [62] employs contrastive learning on synchronized frames across viewpoints, while TCC [23] imposes cycle-consistent frame correspondences across videos. Recently, LAV [30] and VAVA [50] adopt dynamic time warping [18] and optimal transport [17] respectively as temporal video alignment losses. The above methods focus on aligning video frames directly. More recently, CASA [43] presents a self-supervised temporal video alignment method which operates on 3D skeletons. In this work, we propose a 2D skeleton-based self-supervised temporal video alignment method, which is more accurate and robust against noisy and missing keypoints. We further fuse 2D skeleton heatmaps with RGB videos, establishing the state-of-the-art performance on all metrics and datasets.

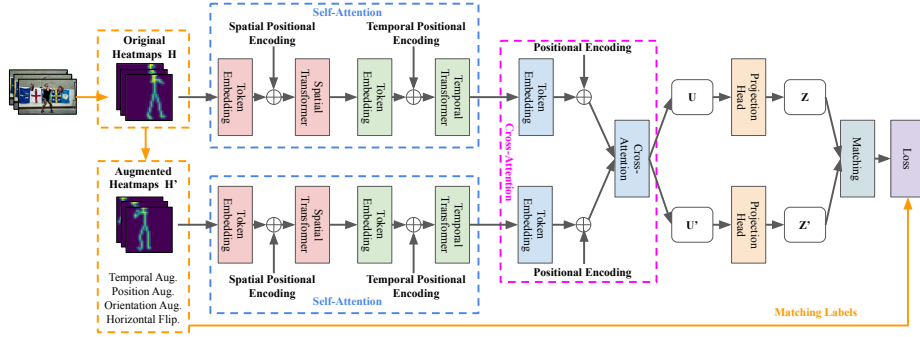


Fig. 2: During training, our approach takes as input sequences of original heatmaps and augmented heatmaps. We perform self-attention both in the spatial and temporal domains to extract effective spatiotemporal and contextual cues within each sequence and cross-attention to extract contextual cues across the sequences. The extracted features after projection heads are passed to a matching module to predict correspondences across the sequences. Matching labels generated by the augmentation module are used in the loss function.

Skeleton-Based Action Recognition. There exist notable interests in skeleton-based action recognition due to its compactness. A popular group of methods [7, 15, 29, 65, 66, 78] model the skeleton sequence as a spatiotemporal graph and rely on Graph Convolutional Networks (GCNs). Despite great results, their drawbacks lie in robustness to noisy/incomplete skeletons [83], scalability with multi-person actions, and fusion with other modalities [19]. Another group of methods convert the skeleton sequence into a 2D input (e.g., heatmap/coordinate aggregation [3, 6, 16, 37, 47, 52, 77]) or a 3D input (e.g., stacked pseudo images [32, 49]) and employ Convolutional Neural Networks (CNNs). These methods often suffer from information loss during aggregation. To address that, Duan et al. [22] convert each skeleton into a heatmap and pass the heatmap sequence, which preserves all information, to a CNN, and achieve superior results while alleviating the above issues of GCN-based methods. Inspired by their method for *coarse-grained* action recognition, we propose a self-supervised temporal video alignment framework for *fine-grained* tasks, e.g., action phase classification. In addition to video-level cues, fine-grained tasks further require frame-level cues and architectures/losses for extracting/utilizing them, which makes them more challenging.

3 Our Approach

Below we describe our main contribution, a self-supervised learning method using 2D skeleton-based temporal video alignment as a pretext task. Fig. 2 illustrates an overview.

Notations. Let us denote $S = \{s_1, s_2, \dots, s_M\}$ and $S' = \{s'_1, s'_2, \dots, s'_N\}$ as the original 2D skeleton sequence and its augmented sequence, with length M and N respectively. Each 2D skeleton has K 2D joints, i.e., $s_i \in \mathbb{R}^{K \times 2}$ and $s'_j \in \mathbb{R}^{K \times 2}$. The heatmaps obtained from S and S' are written as $H = \{h_1, h_2, \dots, h_M\}$ and $H' = \{h'_1, h'_2, \dots, h'_N\}$, with h_i and h'_j computed from s_i and s'_j respectively. Next,

let us represent the embedding function (up to the cross attention module) as f_θ , with learnable parameters θ . The embedding features of \mathbf{H} and \mathbf{H}' are expressed as $\mathbf{U} = \{\mathbf{u}_1, \mathbf{u}_2, \dots, \mathbf{u}_M\}$ and $\mathbf{U}' = \{\mathbf{u}'_1, \mathbf{u}'_2, \dots, \mathbf{u}'_N\}$, with $\mathbf{u}_i = f_\theta(\mathbf{h}_i)$ and $\mathbf{u}'_j = f_\theta(\mathbf{h}'_j)$ respectively. Lastly, we denote the projection head function as g_ϕ , with learnable parameters ϕ , and the latent features before the loss function as $\mathbf{Z} = \{\mathbf{z}_1, \mathbf{z}_2, \dots, \mathbf{z}_M\}$ and $\mathbf{Z}' = \{\mathbf{z}'_1, \mathbf{z}'_2, \dots, \mathbf{z}'_N\}$, with $\mathbf{z}_i = g_\phi(\mathbf{u}_i)$ and $\mathbf{z}'_j = g_\phi(\mathbf{u}'_j)$ respectively.

3.1 2D Skeleton Heatmap

We discuss the estimation of 2D skeletons \mathbf{S} and their corresponding heatmaps \mathbf{H} from a video sequence. An off-the-shelf 2D human pose estimator such as OpenPose [8] can be used to extract good quality 2D skeletons. For memory efficiency, a 2D skeleton is often stored as a set of 2D joint triplets $\{(x_k, y_k, c_k)\}$, where (x_k, y_k) are the 2D coordinates and c_k is the (maximum) confidence score of the k -th joint. In practice, for fair comparisons, we use 2D skeletons that are projected (via orthographic projection) from 3D skeletons provided by CASA [43] and set $c_k = 1.0$. We use orthographic projection since camera intrinsics/extrinsics are not available for all datasets (e.g., Penn Action). Our results with OpenPose 2D poses can be found in the supplementary material.

We now convert 2D skeletons into heatmaps. For a 2D skeleton, we compute a heatmap of size $K \times H \times W$, where K is the number of 2D joints, and H and W are the height and width of the video frame respectively. Given a set of 2D joint triplets $\{(x_k, y_k, c_k)\}$, a *joint* heatmap \mathbf{h}^J consisting of K Gaussian maps centered at every joint is derived as:

$$\mathbf{h}_{kij}^J = e^{-\frac{(i-x_k)^2 + (j-y_k)^2}{2\sigma^2}} * c_k, \quad (1)$$

where σ is the standard deviation of the Gaussian maps. Alternatively, a *limb* heatmap \mathbf{h}^L of size $L \times H \times W$ (L is the number of limbs in a skeleton) is written as:

$$\mathbf{h}_{lij}^L = e^{-\frac{\text{dist}((i,j), \text{seg}(a_l, b_l))}{2\sigma^2}} * \min(c_{a_l}, c_{b_l}), \quad (2)$$

where the l -th limb is the segment $\text{seg}(a_l, b_l)$ between the two joints a_l and b_l , and the dist function computes the distance from the location (i, j) to the segment $\text{seg}(a_l, b_l)$. As we will show later in Sec. 4.1, combining both joint and limb heatmaps as input to our alignment network yields the best results, i.e., for each 2D skeleton \mathbf{s}_i , we extract the combined heatmap $\mathbf{h}_i = \mathbf{h}_i^{J+L}$. Moreover, since the action of interest appears only in a small region in the video frames, we crop the heatmaps along the spatial dimensions using the smallest bounding box containing all 2D skeletons in the video sequence and resize them to the spatial dimensions of 30×30 . Thus, we reduce the size of the heatmaps, while preserving all 2D skeletons and their motions.

2D Skeleton Heatmaps vs. 3D Skeleton Coordinates. Unlike CASA [43] which operates on 3D skeleton coordinates, our method relies on 2D skeleton heatmaps. Advantages of 2D skeleton heatmaps over 3D skeleton coordinates include: 1) Accurate 2D skeletons are generally easier to obtain, as accurate depths are not required (e.g., see Fig. 1 of [22]), 2) 2D skeleton heatmaps are more robust, as joints/limbs are modeled by Gaussian maps, 3) 2D skeleton heatmaps are applicable to advanced CNNs, whereas

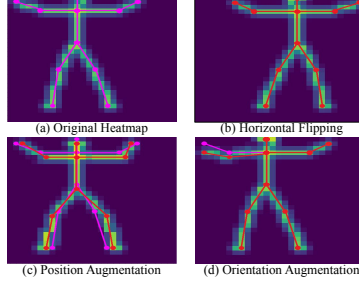


Fig. 3: Examples of our heatmap augmentation techniques based on 2D skeletons. The original 2D skeleton is in pink, while the augmented 2D skeleton is in red.

MLPs/GCNs are often used for 3D skeleton coordinates, and 4) It is convenient to fuse 2D skeleton heatmaps with other grid-like data. The above advantages contribute to our superior accuracy and robustness, as shown later in Sec. 4.

3.2 2D Skeleton Heatmap Augmentation

Below we describe our simple heatmap augmentation techniques based on 2D skeletons, which are used to generate correspondence labels for self-supervised training of our alignment network. This is in contrast with the coordinate augmentation techniques in CASA [43], which rely on 3D skeletons. We first apply various augmentations on the original 2D skeletons \mathcal{S} to obtain the augmented 2D skeletons \mathcal{S}' , and then compute the augmented heatmaps \mathcal{H}' from the augmented 2D skeletons \mathcal{S}' . They include:

Temporal Augmentation. We adjust action speed by randomly selecting N 2D skeletons out of M 2D skeletons in \mathcal{S} , resulting in \mathcal{S}' .

Position Augmentation. We perturb 2D joints in \mathcal{S} by adding a random noise (sampled from a Gaussian distribution $\mathcal{N}(\nu)$ with a standard deviation ν), yielding \mathcal{S}' .

Orientation Augmentation. We pick a limb in \mathcal{S} (arm or leg) and rotate it by a random angle (sampled from a Gaussian distribution $\mathcal{N}(\rho)$ with a standard deviation ρ), resulting in \mathcal{S}' .

Horizontal Flipping. We flip 2D joints in \mathcal{S} (left to right or vice versa), yielding \mathcal{S}' .

Fig. 3 shows examples of our simple heatmap augmentation techniques based on 2D skeletons. For position and orientation augmentations, we empirically use a multivariate Gaussian distribution with a covariance matrix so that the added noise is temporally smooth as in CASA [43]. However, it does not lead to improved results and is thus not used in the above. Furthermore, the above augmentations generate correspondence labels between \mathcal{S} and \mathcal{S}' (and similarly, between \mathcal{H} and \mathcal{H}'), which can be used for self-supervised training of our alignment network in the next section.

3.3 2D Skeleton-Based Self-Supervised Temporal Video Alignment

Below we describe our network architecture and loss:

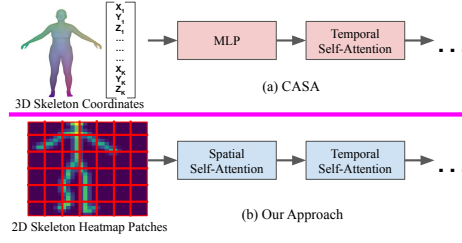


Fig. 4: (a) CASA directly processes 3D skeleton coordinates and conducts self-attention in the temporal domain only. (b) Our approach operates on 2D skeleton heatmaps and performs self-attention both in the spatial and temporal domains.

Self-Attention. Given the original heatmap sequence \mathbf{H} and the augmented sequence \mathbf{H}' , we pass them separately through a video transformer, namely ViViT [2], to perform self-attention both in the spatial and temporal domains, yielding effective spatiotemporal and contextual cues within each sequence. Below we discuss the processing of \mathbf{H} only since the same is applied for \mathbf{H}' . For each \mathbf{h}_i in \mathbf{H} , we first break it into $h \times w$ non-overlapping patches, which are embedded via linear projection into $h \times w$ tokens. The tokens from \mathbf{h}_i (with spatial positional encoding) are then fed to a spatial transformer, which learns interactions between tokens from the same temporal index (i.e., between joints in the same skeleton). Next, we employ global average pooling on the above tokens output by the spatial transformer to obtain the frame-level token representing \mathbf{h}_i . The frame-level tokens of \mathbf{H} (with temporal positional encoding) are passed together to a temporal transformer, which learns interactions between tokens from different temporal indexes (i.e., between skeletons in the same sequence). Note that our approach performs self-attention both in the spatial and temporal domains, whereas CASA [43] conducts self-attention in the temporal domain only. Fig. 4 illustrates this difference. In addition, our positional encodings are learned, whereas it is fixed in CASA [43].

Cross-Attention. The above modules only focus on self-attention in the spatial and temporal domains within each sequence. Following [43, 70], we add a cross-attention module to learn interactions between \mathbf{H} and \mathbf{H}' (i.e., between skeletons across the sequences), yielding contextual cues across the sequences. In particular, we encode the tokens output by the self-attention modules via an MLP layer and positional encoding before applying cross-attention.

Projection Head. We include a projection head, which is an MLP network with one hidden layer. As mentioned in [13, 43], adding the projection head improves the generalization ability and yields effective features for downstream tasks.

Matching and Loss. We first compute the probability ω_{ij} that the i -th frame in \mathbf{H} is matched with the j -th frame in \mathbf{H}' using contrastive regression [23, 43] as:

$$\omega_{ij} = \frac{e^{-\|\mathbf{z}_i - \mathbf{z}'_j\|/\lambda}}{\sum_{m=1}^M e^{-\|\mathbf{z}_m - \mathbf{z}'_j\|/\lambda}}, \quad (3)$$

where λ is a temperature parameter. The above formulation encourages temporally close frames to be mapped to nearby points and temporally distant frames to be mapped

to far away points in the latent space. The frame index i_j^{pred} in \mathbf{H} corresponding to the j -th frame in \mathbf{H}' is then predicted as $i_j^{pred} = \sum_{i=1}^M i * \omega_{ij}$. The matching labels between \mathbf{H} and \mathbf{H}' are obtained in the augmentation module and hence can be used as supervision signals for training our alignment network. The difference between the predicted frame index i_j^{pred} and ground truth frame index i_j^{gt} is minimized as:

$$\mathcal{L} = \frac{1}{N} \sum_{j=1}^N \|i_j^{pred} - i_j^{gt}\|^2. \quad (4)$$

3.4 Multi-Modality Fusion

Representing skeletons as heatmaps makes it convenient to fuse with other modalities with grid structures such as RGB videos, optical flows, and depth maps. In this section, we extend our approach by using both skeleton heatmaps and RGB videos as inputs and performing late fusion. Due to space constraints, an illustration of our RGB+Pose model architecture is included in the supplementary material. Our RGB+Pose model begins with separate encoders which respectively map the original skeleton heatmaps \mathbf{H} and the augmented skeleton heatmaps \mathbf{H}' to features \mathbf{U}_H and \mathbf{U}'_H , and respectively map the original video frames \mathbf{F} and the augmented video frames \mathbf{F}' to features \mathbf{U}_F and \mathbf{U}'_F . For heatmap augmentation, we apply the techniques in Sec. 3.2, while for video frame augmentation, we employ temporal augmentation, brightness augmentation, contrast augmentation, and horizontal flipping. Next, \mathbf{U}_H and \mathbf{U}_F are fused together to yield the combined features \mathbf{U} for the original sequences, and \mathbf{U}'_H and \mathbf{U}'_F are fused together to yield the combined features \mathbf{U}' for the augmented sequences. Our fusion module includes concatenating the feature vectors and a linear layer to reduce the concatenated feature vector to the original size of 192. The fused features \mathbf{U} and \mathbf{U}' are then fed to the projection heads to obtain the final features \mathbf{Z} and \mathbf{Z}' , which are used to perform matching and compute the loss as in Fig. 2. To train our RGB+Pose model, we perform two-stage training, i.e., we first train the encoders for each modality separately using the single-modality alignment loss, and then train them jointly with late fusion.

Differences with CASA [43]. There are several differences between our method and CASA [43], including: 1) Our method simply requires 2D skeletons (vs. 3D skeletons in CASA). 2) Our method performs self-attention both in spatial and temporal domains (vs. no spatial self-attention in CASA). 3) Our simple heatmap augmentations are based on 2D skeletons (vs. 3D skeletons in CASA). 4) Our method obtains both higher accuracy and better robustness than CASA. 5) Our multi-modality fusion further improves the performance (vs. no multi-modality fusion in CASA).

4 Experiments

Datasets. We evaluate on IKEA ASM [4], H2O [42], and Penn Action [81]. Following [30, 43, 50], we experiment on the *Kallax Drawer Shelf* videos of IKEA ASM [4], showing a furniture assembly activity. H2O [42] is a hand-object interaction dataset. We evaluate on the *Pouring Milk* activity of H2O, following [43]. Penn Action [81] contains




Fig. 5: Example videos with diverse camera viewpoints, actors, backgrounds, and actions from Penn Action, IKEA ASM, and H2O.

sporting activities. We use the same 13 actions of Penn Action as [23, 30, 43, 50]. These datasets are captured with diverse camera viewpoints, actors, backgrounds, and actions, as illustrated in Fig. 5. We use full-body poses for Penn Action [81] and IKEA ASM [4], hand poses for H2O [42], and the same training/testing splits as [23, 30, 43, 50].

Implementation Details. Our approach is implemented in pyTorch [58]. We randomly initialize our model and use ADAM [40] optimization. For Penn Action [81], one model is trained separately for each of the 13 actions. For datasets with a single action such as IKEA ASM [4] and H2O [42], a single model is trained. Due to space limits, more details are available in the supplementary material.

Competing Methods. We test our approach, namely *LA2DS* (short for *Learning by Aligning 2D Skeletons*), against state-of-the-art self-supervised temporal video alignment methods, including SAL [55], TCN [62], TCC [23], LAV [30], VAVA [50], and CASA [43]. Moreover, we combine CASA [43] with the graph convolutional network STGCN [78], and integrate LAV [30] with the video transformer ViViT [2] (pre-trained on Kinetics-400 [36]) as additional competing methods.

Evaluation Metrics. We compute four metrics on the validation set, i.e., Phase Classification Accuracy, Phase Progression, Kendall’s Tau, and Average Precision. Please refer to [23, 30, 43, 50] for the definitions. We train the network on the training set and freeze it, and then train an SVM classifier or a linear regressor on top of the frozen features.

4.1 Ablation Results

In the following, we perform ablation experiments on the H2O dataset to evaluate the effectiveness of our design choices in Sec. 3. Moreover, we study the robustness of our approach in the presence of missing and noisy keypoints.

Effects of Different Network Components The ablation results of various network components in Tab. 1 demonstrate that all of our network components in Sec. 3.3 consistently enhance the performance, and removing any of them leads to a performance drop. For example, removing spatial and temporal transformers causes a performance decline because self-attention captures spatiotemporal and contextual cues within a sequence. More importantly, removing spatial transformer yields the worst results on both phase progression and Kendall’s Tau.

	Method	Class.	Progress.	τ
H2O	w/o Temp. Transf.	64.40	0.9149	0.9566
	w/o Proj. Head	66.53	0.9169	0.9590
	w/o Pos. Enc.	67.80	0.9196	<u>0.9615</u>
	w/o Cross Attent.	67.83	<u>0.9198</u>	0.9590
	w/o Spat. Transf.	<u>68.47</u>	0.9039	0.9548
	All	70.12	0.9280	0.9670

Table 1: Effects of different network components. Best results are in **bold**, while second best ones are underlined.

	Method	Class.	Progress.	τ
H2O	Limbs	<u>67.72</u>	0.9099	0.9614
	Joints	66.09	<u>0.9101</u>	<u>0.9646</u>
	Limbs+Joints	70.12	0.9280	0.9670

Table 2: Effects of different heatmaps. Best results are in **bold**, while second best ones are underlined.

	Method	Input	Keypoint Missing Probability p			
			0%	25%	50%	100%
H2O	CASA [43]	▲	68.78	66.68	64.80	60.93
	LA2DS (Ours)	★	70.12	69.54	69.02	68.94

Table 3: Robustness against missing keypoints. Note that ▲ denotes 3D pose coordinate inputs, while ★ denotes 2D pose heatmap inputs. Best results are in **bold**.

Effects of Different Heatmaps We now conduct an ablation study by using various heatmaps in Sec. 3.1 as input to our network, including joint heatmaps only, limb heatmaps only, and combined joint+limb heatmaps. Tab. 2 demonstrates the results. It is evident from Tab. 2 that using integrated joint+limb heatmaps as input to our network leads to the best results, outperforming using joint heatmaps or limb heatmaps alone.

Robustness against Missing Keypoints To assess the robustness of our method, we perform an experiment where a certain part of the skeleton is removed. Specifically, we randomly remove one finger with a probability p for each frame in the H2O dataset during testing (without any finetuning) and measure the impact of this perturbation on the classification accuracy. The results in Tab. 3 show that LA2DS exhibits a high level of robustness to missing keypoints. For example, when one finger is dropped per frame (i.e., $p = 100\%$), the decrease in accuracy for LA2DS is minimal (about 1%), whereas for CASA [43], the drop is around 8%. This is likely because our method represents each joint by a Gaussian distribution and performs self-attention in the spatial domain to leverage dependencies between joints in the same skeleton, whereas CASA models each joint merely by its coordinates and does not conduct spatial self-attention.

Robustness against Noisy Keypoints To examine the generalization of our approach to noisy keypoints, we train and test on skeletons of different qualities. In particular,

	Method	Input	Train Data \Rightarrow Test Data			
			$C \Rightarrow C$	$C \Rightarrow N$	$N \Rightarrow C$	$N \Rightarrow N$
H2O	CASA [43]	▲	68.78	65.15	65.09	63.69
	LA2DS (Ours)	★	70.12	68.59	68.75	68.23

Table 4: Robustness against noisy keypoints. Note that ▲ denotes 3D pose coordinate inputs, while ★ denotes 2D pose heatmap inputs. C denotes clean (ground truth) keypoints, while N denotes noisy keypoints. Best results are in **bold**.

	Method	Input	Amount of Labels		
			10%	50%	100%
Penn Action	SAL [55]	□	79.94	81.11	81.79
	TCN [62]	□	81.99	82.64	82.78
	TCC [23]	□	79.72	81.12	81.35
	LAV [30]	□	83.56	83.95	84.25
	ViViT [2]+LAV [30]	□	70.66	72.92	74.76
	VAVA [50]	□	83.89	84.23	84.48
	CASA [43]	▲	<u>88.55</u>	<u>91.87</u>	<u>92.20</u>
	STGCN [78]+CASA [43]	▲	87.45	90.55	91.37
	LA2DS (Ours)	★	89.27	92.30	92.63
IKEA ASM	SAL [55]	□	21.68	21.72	22.14
	TCN [62]	□	25.17	25.70	26.80
	TCC [23]	□	24.74	25.22	26.46
	LAV [30]	□	<u>29.78</u>	29.85	30.43
	VAVA [50]	□	31.66	33.79	<u>32.91</u>
	CASA [43]	▲	21.32	31.52	31.06
	LA2DS (Ours)	★	26.43	<u>32.56</u>	34.73
H2O	TCC [23]	□	43.30	52.48	52.78
	LAV [30]	□	35.38	51.66	53.43
	CASA [43]	▲	<u>43.50</u>	<u>62.51</u>	<u>68.78</u>
	LA2DS (Ours)	★	52.86	64.58	70.12

Table 5: Phase classification results. Note that □ denotes direct RGB inputs, ▲ denotes 3D pose coordinate inputs, and ★ denotes 2D pose heatmap inputs. Best results are in **bold**, while second best ones are underlined.

we use ground truth keypoints provided by the H2O dataset, namely *clean* keypoints, as well as add random noise to them, yielding *noisy* keypoints. We measure the impact of this perturbation on the classification accuracy. The results in Tab. 4 show that LA2DS exhibits a high level of robustness against noisy keypoints. For instance, when noisy keypoints are used for both training and testing, the accuracy of CASA [43] is decreased by more than 5%, whereas our method has a drop of less than 2%. Similar to the prior section, our method is more robust to noisy keypoints than CASA, thanks to our heatmap representation and self-attention in the spatial domain.

4.2 Comparison Results

Below we quantitatively compare our approach with previous methods. In addition, some qualitative comparisons are provided in the supplementary material.

Phase Classification Results We first evaluate the effectiveness of our learned representations for action phase classification. Tab. 5 reports the quantitative results of all

	Method	Input	Progress.	τ
Penn Action	SAL [55]	□	0.6960	0.7612
	TCN [62]	□	0.7217	0.8120
	TCC [23]	□	0.6638	0.7012
	LAV [30]	□	0.6613	0.8047
	ViViT [2]+LAV [30]	□	0.7681	0.7059
	VAVA [50]	□	0.7091	0.8053
	CASA [43]	▲	0.9449	<u>0.9728</u>
	STGCN [78]+CASA [43]	▲	0.9061	0.9156
	LA2DS (Ours)	★	<u>0.9348</u>	0.9887
H2O	LAV [30]	□	0.5913	0.5323
	CASA [43]	▲	<u>0.9107</u>	<u>0.9438</u>
	LA2DS (Ours)	★	0.9280	0.9670

Table 6: Phase progression and Kendall’s tau results. Note that □ denotes direct RGB inputs, ▲ denotes 3D pose coordinate inputs, and ★ denotes 2D pose heatmap inputs. Best results are in **bold**, while second best ones are underlined.

methods on Penn Action, IKEA ASM, and H2O. It is evident that our method achieves the best overall performance, despite diverse camera viewpoints, actors, backgrounds, and actions (e.g., see Fig. 5). The inferior performance of ViViT [2]+LAV [30] is likely because ViViT [2] has roughly one fifth number of parameters of ResNet-50 [31] used in the original LAV [30]. In contrast, we empirically observe that STGCN [78]+CASA [43] often suffers from overfitting due to low-dimensional input vectors. Also, we notice that RGB-based methods (i.e., LAV, VAVA) often outperform both 2D and 3D skeleton-based methods (i.e., CASA, LA2DS) in limited label settings on IKEA ASM, since different actions may have similar skeletons on IKEA ASM (e.g., picking up front panel, picking up back panel) and context details from RGB data are important for classifying those actions. We will later address this limitation by multi-modality fusion (see Sec. 4.3). The results in Tab. 5 indicate that LA2DS is effective in learning spatiotemporal and contextual features, yielding superior classification performance.

Phase Progression and Kendall’s Tau Results Tab. 6 presents the phase progression and Kendall’s Tau results on Penn Action and H2O (IKEA ASM is not included due to its repetitive labels [30]). Phase progression measures how well an action progresses over the video, whereas Kendall’s Tau measures how well two sequences are aligned temporally. From Tab. 6, it can be seen that our approach obtains the best performance in Kendall’s Tau, while having comparably best numbers along with CASA [43] in phase progression. This suggests that our method is capable of capturing dependencies between skeletons across sequences, which play a crucial role for temporal alignment.

Fine-Grained Frame Retrieval Results Here, we examine the performance of our learned representations for fine-grained frame retrieval on Penn Action, IKEA ASM, and H2O, and compare it with previous methods as illustrated in Tab. 7. Following [30], our experimental setup involves using one video from the validation set as the query video, while the remaining videos in the validation set serve as the support set. To retrieve K most similar frames in the support set for each query frame in the query video,

	Method	Input	AP@5	AP@10	AP@15
Penn Action	SAL [55]	□	76.04	75.77	75.61
	TCN [62]	□	77.84	77.51	77.28
	TCC [23]	□	76.74	76.27	75.88
	LAV [30]	□	79.13	78.98	78.90
	ViViT [2]+LAV [30]	□	87.58	83.07	80.16
	VAVA [50]	□	81.52	80.47	80.67
	CASA [43]	▲	89.90	89.44	<u>89.07</u>
	STGCN [78]+CASA [43]	▲	<u>90.32</u>	<u>89.56</u>	88.41
	LA2DS (Ours)	★	93.07	91.84	91.35
IKEA ASM	SAL [55]	□	15.15	14.90	14.72
	TCN [62]	□	19.15	19.19	19.33
	TCC [23]	□	19.80	19.64	19.68
	LAV [30]	□	23.89	23.65	23.56
	VAVA [50]	□	<u>29.58</u>	28.74	28.48
	CASA [43]	▲	28.92	<u>28.88</u>	<u>28.61</u>
	LA2DS (Ours)	★	32.44	31.89	31.56
H2O	LAV [30]	□	47.55	45.56	44.61
	CASA [43]	▲	<u>60.13</u>	<u>59.44</u>	<u>59.01</u>
	LA2DS (Ours)	★	67.51	63.11	61.75

Table 7: Fine-grained frame retrieval results. Note that □ denotes direct RGB inputs, ▲ denotes 3D pose coordinate inputs, and ★ denotes 2D pose heatmap inputs. Best results are in **bold**, while second best ones are underlined.

	Method	Input	Class.	Progress.	τ	Retriev.
Penn Action	LAV [30]	□	84.25	0.6613	0.8047	78.90
	VAVA [50]	□	84.48	0.7091	0.8053	80.67
	CASA [43]	▲	92.20	0.9449	0.9728	89.07
	CASA [43]	▲ + □	<u>92.90</u>	<u>0.9494</u>	0.9808	90.25
	LA2DS (Ours)	★	92.63	0.9348	<u>0.9887</u>	<u>91.35</u>
	LA2DS (Ours)	□	88.58	0.8891	0.9625	81.08
	LA2DS (Ours)	★ + □	93.57	0.9507	0.9903	92.15

Table 8: Multi-modality fusion results. Note that □ denotes direct RGB inputs, ▲ denotes 3D pose coordinate inputs, and ★ denotes 2D pose heatmap inputs. Best results are in **bold**, while second best ones are underlined.

we find K nearest neighbors in the embedding space. We then calculate Average Precision at K , which represents the percentage of the K retrieved frames with the same action phase label as the query frame. It is obvious from Tab. 7 that our method achieves the best results, outperforming all competing methods across all datasets and all metrics, despite diverse camera viewpoints, actors, backgrounds, and actions (e.g., see Fig. 5). The results in Tab. 7 validate the effectiveness of our learned representations, which capture dependencies between joints in the same skeleton as well as dependencies between skeletons in the same sequence, for fine-grained frame retrieval.

4.3 Fusion Results

Tab. 8 presents the multi-modality fusion results on Penn Action only. The complete results on all metrics and datasets are included in the supplementary material. For comparison purposes, we extend CASA [43] by adding branches with RGB inputs and

	Method	Input	Acc@0.1	Acc@0.5	Acc@1.0	AP@5	AP@10	AP@15
IKEA ASM	VSP [80]	\square	45.00	45.97	47.52	30.23	-	-
	STEPS [63]	$\approx + \square$	28.59	<u>36.25</u>	<u>37.02</u>	-	-	-
	LA2DS (Ours)	\star	26.43	32.56	34.73	<u>32.44</u>	<u>31.89</u>	<u>31.56</u>
	LA2DS (Ours)	$\star + \square$	<u>31.74</u>	34.51	36.18	33.08	32.25	32.17

Table 9: Comparisons with recent RGB-based methods. Note that \square denotes direct RGB inputs, \approx denotes optical flow inputs, and \star denotes 2D pose heatmap inputs. Best results are in **bold**, while second best ones are underlined.

ViViT encoders and performing RGB+3D skeleton fusion via late fusion (similar to our RGB+2D skeleton fusion in Sec. 3.4), yielding the CASA-based fusion baseline. It is evident from Tab. 8 that our fusion model achieves the best results, outperforming all the single-modality methods and the CASA-based fusion baseline and establishing the state-of-the-art. Both our fusion model and the CASA-based fusion baseline outperform their single-modality counterparts respectively, which confirms the benefit of multi-modality inputs for fine-grained human activity understanding tasks.

4.4 Comparisons with Recent RGB-Based Methods

We compare our approach with recent RGB-based methods, namely VSP [80] (video inputs) and STEPs [63] (video and optical flow inputs). These methods do not employ temporal alignment losses. The results on IKEA ASM are shown in Tab. 9. Our method outperforms VSP and STEPs on very few metrics, i.e., better retrieval results but worse classification results than VSP, and better Acc@0.1 but worse Acc@0.5 and Acc@1.0 than STEPs. Our worse performance is likely due to our compact inputs (e.g., missing context details). Nevertheless, the key advantage of our method is privacy preserving, which is important for several applications involving human action understanding.

Supplementary Material. We provide additional results and discussions in the supplementary material. They include our results with different method parts, which analyze sources of performance gains, our results with OpenPose [8] 2D poses, which are better than our above results with projected 2D poses, and discussions of limitations.

5 Conclusion

We present a 2D skeleton-based self-supervised temporal video alignment framework. Specifically, we propose to take 2D skeleton heatmap inputs and employ video transformers to perform self-attention both in spatial and temporal domains. This is in contrast with CASA, which processes 3D skeleton coordinates and does not conduct spatial self-attention. For self-supervised learning, we exploit simple heatmap augmentation techniques based on 2D skeletons. Our approach achieves both better accuracy and higher robustness than CASA and shows superior results on fine-grained human activity understanding tasks on Penn Action, IKEA ASM, and H2O. Finally, our multi-modality version establishes the state-of-the-art on all metrics and datasets. To our best knowledge, our work is the first to exploit 2D skeleton heatmap inputs and the first to explore multi-modality fusion for temporal video alignment.

Hyperparameter	Value
Frames per second	20 (Penn Action), 30 (H2O, IKEA ASM)
Batch size	64 (Penn Action), 32 (H2O), 4 (IKEA ASM)
Temperature	0.1
Learning rate	3e-3 (Penn Action), 3e-4 (H2O), 3e-2 (IKEA ASM)
Weight decay	0.5
Augmentation probability	0.3 (flipping, orientation, position), 0.5 (temporal)
Noise standard deviation	0.1 radian (orientation), 1 heatmap pixel (position)
Heatmap spatial dimension	30×30
Patch size	10×10
Transformer output dimension	192
Optimizer	ADAM
Scheduler	MultiStepLR
Scheduler interval	Epoch

Table 10: Hyperparameter settings.

A Supplementary Material

In this supplementary material, we first provide the details of our implementation in Sec. A.1. Next, the ablation results of different augmentations are included in Sec. A.2, while our multi-modality model architecture and our complete multi-modality fusion results on all metrics and datasets are presented in Sec. A.3. We then report the ablation results of different method parts in Sec. A.4, while the ablation results of different 2D poses are included in Sec. A.5. Lastly, we show some qualitative results in Sec. A.6 and discuss the limitations and societal impacts of our work in Sec. A.7.

A.1 Implementation Details

Hyperparameter Settings. Tab. 10 includes a summary of our hyperparameter settings. We follow the same hyperparameter settings used in CASA [43], e.g., frames per second, batch size, temperature, learning rate, and weight decay. We keep the augmentation probability the same as CASA [43]. However, we adjust the noise standard deviation to 0.1 radian for orientation augmentation and 1 heatmap pixel for position augmentation, since our augmentation techniques are conducted on 2D skeletons/heatmaps. For CASA [43], the input vector length increases linearly with the number of keypoints and the number of objects (i.e., humans, hands) involved in each dataset. In contrast, our approach relies on the same heatmap spatial dimension of 30×30 for all datasets, demonstrating better scalability. In addition, for our self-attention module, we follow the same hyperparameter settings used in ViViT [2], except that we reduce the patch size to 10×10 and the transformer output dimension to 192 since our heatmap spatial dimension is small (i.e., 30×30).

Computing Resources. All of our experiments are performed with a single Nvidia A100 SXM4 GPU on Lambda Cloud.

	Method	Class.	Progress.	τ
H2O	No Aug.	63.12	0.9080	0.9350
	w/o Temp. Aug.	64.82	0.9194	0.9551
	w/o Ori. Aug.	67.40	0.9203	0.9603
	w/o Pos. Aug.	<u>69.18</u>	<u>0.9228</u>	0.9626
	w/o Hor. Flip.	67.93	0.9193	<u>0.9642</u>
	All	70.12	0.9280	0.9670

Table 11: Effects of different augmentations. Best results are in **bold**, while second best ones are underlined.

A.2 Effects of Different Augmentations

Tab. 11 provides the ablation results on various data augmentation techniques. It can be seen from Tab. 11 that utilizing all augmentations simultaneously yields the best performance across all metrics, whereas eliminating all augmentations leads to a significant performance drop. While removing orientation augmentation and horizontal flipping causes a drop of roughly 3% in classification accuracy, removing position augmentation reduces the accuracy by 1%. In addition, the absence of temporal augmentation has the greatest impact on classification accuracy among all augmentations, underscoring the importance of temporal information.

A.3 Multi-Modality Fusion

We first illustrate our multi-modality model architecture in Fig. 6, which we describe in details in Sec. 3.4 of the main paper. Next, our complete multi-modality fusion results on all metrics and datasets are presented in Tab. 12. It is clear from the results, our RGB+Pose model yields the best numbers across all metrics and datasets, outperforming all the single-modality methods and the multi-modality baseline extended from CASA [43] and establishing the state-of-the-art across all metrics and datasets. In addition, our Pose-only model obtains better results than our RGB-only model on Penn Action and H2O, while having generally worse results on IKEA ASM. It likely implies that pose cues are more important on Penn Action and H2O, while RGB cues are more crucial on IKEA ASM. Finally, both our RGB+Pose model and the CASA-based multi-modality baseline outperform their single-modality counterparts respectively, which validates the benefit of multi-modality inputs for fine-grained human activity understanding tasks.

A.4 Effects of Different Method Parts

To analyze sources of performance gains, we conduct an ablation study where various parts of our method, i.e., 2D skeleton heatmap inputs + 2D skeleton heatmap augmentations, spatial transfer, and multi-modality fusion, are enabled. Tab. 13 presents the results of CASA [43] (top row) and our variants. In particular, the second row shows the results of our variant (\heartsuit), where we disable our 2D skeleton heatmap inputs+2D skeleton heatmap augmentations (and use the 3D skeleton coordinate inputs+3D skeleton coordinate augmentations of CASA [43] instead) and our multi-modality fusion,

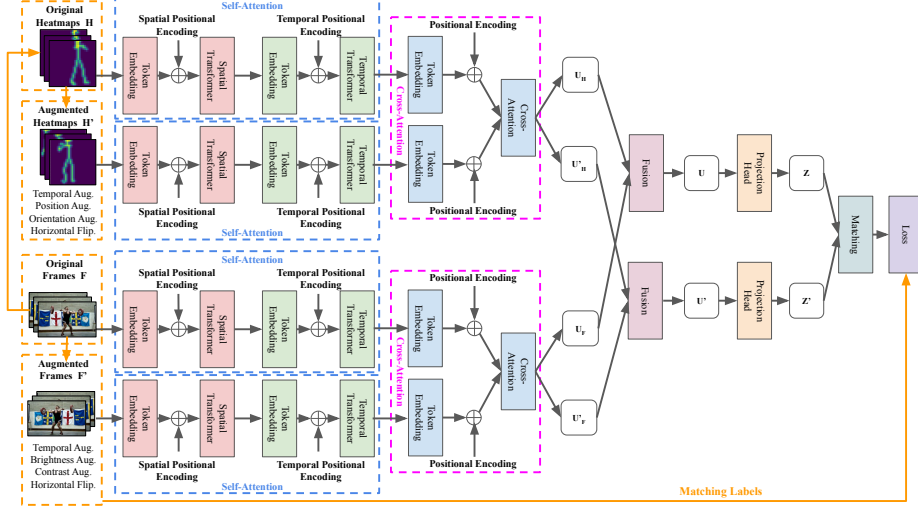


Fig. 6: Our multi-modality model includes various encoders to extract features from heatmaps (top) and RGB videos (bottom) and performs late fusion to obtain the combined features.

	Method	Input	Acc@0.1	Acc@0.5	Acc@1.0	Progress	τ	AP@5	AP@10	AP@15
Pen Action	LAV [30]	□	83.56	83.95	84.25	0.6613	0.8047	79.13	78.98	78.90
	VAVA [50]	□	83.89	84.23	84.48	0.7091	0.8053	81.52	80.47	80.67
	CASA [43]	▲	88.55	91.87	92.20	0.9449	0.9728	89.90	89.44	89.07
	CASA [43]	▲ + □	88.97	<u>92.55</u>	<u>92.90</u>	<u>0.9494</u>	0.9808	91.74	90.97	90.25
	LA2DS (Ours)	★	<u>89.27</u>	92.30	92.63	0.9348	<u>0.9887</u>	<u>93.07</u>	<u>91.84</u>	<u>91.35</u>
	LA2DS (Ours)	□	84.75	86.91	88.58	0.8891	0.9625	84.81	82.16	81.08
	LA2DS (Ours)	★ + □	90.22	93.02	93.57	0.9507	0.9903	93.63	92.25	92.15
IKEA ASM	LAV [30]	□	29.78	29.85	30.43	-	-	23.89	23.65	23.56
	VAVA [50]	□	<u>31.66</u>	<u>33.79</u>	32.91	-	-	29.58	28.74	28.48
	CASA [43]	▲	21.32	31.52	31.06	-	-	28.92	28.88	28.61
	CASA [43]	▲ + □	27.63	32.85	34.33	-	-	31.45	31.08	30.87
	LA2DS (Ours)	★	26.43	32.56	34.73	-	-	32.44	<u>31.89</u>	31.56
	LA2DS (Ours)	□	28.31	32.98	<u>35.55</u>	-	-	<u>32.65</u>	31.63	<u>31.60</u>
	LA2DS (Ours)	★ + □	31.74	34.51	36.18	-	-	33.08	32.25	32.17
H2O	LAV [30]	□	35.38	51.66	53.43	0.5913	0.5323	47.55	45.56	44.61
	CASA [43]	▲	43.50	62.51	68.78	0.9107	0.9438	60.13	59.44	59.01
	LA2DS (Ours)	★	<u>52.86</u>	<u>64.58</u>	<u>70.12</u>	<u>0.9280</u>	<u>0.9670</u>	<u>67.51</u>	<u>63.11</u>	<u>61.75</u>
	LA2DS (Ours)	□	48.08	63.26	68.85	0.9113	0.9478	63.33	61.87	60.12
	LA2DS (Ours)	★ + □	54.55	65.96	70.65	0.9367	0.9737	70.33	67.76	63.23

Table 12: Multi-modality fusion results. Note that □ denotes direct RGB inputs, ▲ denotes 3D pose coordinate inputs, and ★ denotes 2D pose heatmap inputs. Best results are in **bold**, while second best ones are underlined.

and further replace the spatial image transformer of ViViT [2] with the spatial graph transformer of ST-TR [60] due to 3D skeleton coordinate inputs. Next, the third row shows the results of our variant (◇), where we enable our 2D skeleton heatmap inputs+2D skeleton heatmap augmentations, but disable our spatial transformer (and use MLPs instead) and our multi-modality fusion. Lastly, the forth row shows the results of our variant without multi-modality fusion (♠), while the bottom row shows the results of our complete method (♣).

	Method	H+A	S	F	Class.	Progress.	τ
H2O	CASA [43]	×	×	×	68.78	0.9107	0.9438
	LA2DS♡	×	✓	×	68.95	0.9152	0.9493
	LA2DS◇	✓	×	×	68.47	0.9039	0.9548
	LA2DS♠	✓	✓	×	<u>70.12</u>	<u>0.9280</u>	<u>0.9670</u>
	LA2DS♣	✓	✓	✓	70.65	0.9367	0.9737

Table 13: Effects of different method parts, including 2D skeleton heatmap inputs+2D skeleton heatmap augmentations (**H+A**), spatial transformer (**S**), and multi-modality fusion (**F**).

	Method	Input	Acc@0.1	Acc@0.5	Acc@1.0	Progress	τ	AP@5	AP@10	AP@15
Penn Action	Projected	*	89.27	92.30	92.63	0.9348	0.9887	93.07	91.84	91.35
	Projected	* + □	90.22	93.02	93.57	0.9507	0.9903	93.63	92.25	92.15
	OpenPose	*	<u>96.41</u>	<u>96.81</u>	<u>96.95</u>	<u>0.9563</u>	<u>0.9905</u>	<u>95.65</u>	<u>95.43</u>	<u>95.34</u>
	OpenPose	* + □	96.87	97.22	97.54	0.9633	0.9906	95.98	96.27	96.44
IKEA ASM	Projected	*	26.43	32.56	34.73	-	-	32.44	31.89	31.56
	Projected	* + □	31.74	34.51	36.18	-	-	33.08	32.25	32.17
	OpenPose	*	26.78	32.79	34.41	-	-	33.49	33.04	32.87
	OpenPose	* + □	<u>32.13</u>	<u>34.76</u>	<u>36.33</u>	-	-	33.51	33.07	32.97
	Ground Truth	*	27.32	34.39	35.86	-	-	<u>34.61</u>	<u>33.69</u>	<u>33.49</u>
	Ground Truth	* + □	34.52	36.71	38.83	-	-	35.49	34.04	33.82

Table 14: Effects of different 2D poses. Note that □ denotes direct RGB inputs, ▲ denotes 3D pose coordinate inputs, and * denotes 2D pose heatmap inputs. Best results are in **bold**, while second best ones are underlined.

From the results in Tab. 13, using either 2D skeleton heatmap inputs+2D skeleton heatmap augmentations (♡) or spatial transformer (◇) yields minor performance gains over CASA [43]. Moreover, using both 2D skeleton heatmap inputs+2D skeleton heatmap augmentations and spatial transformer (♠) leads to major performance gains over CASA [43]. Finally, adding multi-modality fusion (♣) boosts our results further.

A.5 Effects of Different 2D Poses

In all of the previous experiments, we have used 2D poses that are projected (via orthographic projection) from 3D poses provided by CASA [43] for fair comparison purposes. We use orthographic projection since camera intrinsics/extrinsics are not available for all datasets (e.g., Penn Action). In this section, we study the impacts of different 2D poses on the performance of our approach. Specifically, we use estimated 2D poses (computed by OpenPose [8]) on Penn Action and IKEA ASM and ground truth 2D poses on IKEA ASM (ground truth 2D poses are not available on Penn Action). The ablation results of different 2D poses are shown in Tab. 14. It can be seen that that using OpenPose 2D poses generally yields better performance than using our projected 2D poses and further advances the state-of-the-art in this topic. This is likely because our projected 2D poses have deformations/deviations due to orthographic projection. Examples of our projected 2D poses are plotted in Fig. 7. Furthermore, using ground truth 2D poses yields the best results, outperforming using OpenPose 2D poses and using our projected 2D poses.

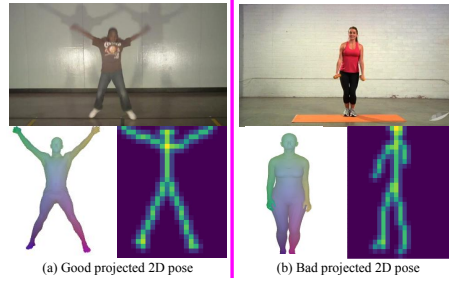


Fig. 7: Examples of our projected 2D poses. In (a) or (b), RGB frame is plotted at the top, while 3D pose provided by CASA and our projected 2D pose are visualized at the bottom.

A.6 Qualitative Results

Firstly, Figs. 8 and 9 illustrate the alignment results of our approach and CASA [43] between two *bowling* sequences and two *pullups* sequences. It is evident from the figures that LA2DS achieves more seamless alignment results than CASA [43]. Our method learns interactions between joints in the same skeleton and between skeletons in the same sequence and across the sequences to align them in time effectively.

Moreover, Fig. 10 shows the fine-grained frame retrieval results of our approach, CASA [43], and LAV [30] on *clean_and_jerk* and *jumping_jacks* sequences. LA2DS extracts useful spatiotemporal and contextual features within each sequence, resulting in more accurate fine-grained frame retrieval results than CASA [43] and LAV [30], as can be seen in Fig. 10.

Finally, we show the alignment results, i.e., framewise correspondences, between two *tennis_serve* sequences in Fig. 11, and the t-SNE [53] visualization of the learned embeddings of two *baseball_pitch* sequences in Fig. 12. Our method achieves a more seamless alignment as compared to CASA [43].

A.7 Discussions

A.8 Limitations

Challenging Viewpoints and Extreme Viewpoint Gaps. We follow all of previous works to use Penn Action, IKEA ASM, and H2O, which contain frontal, side, or top viewpoints of human actions (e.g., Fig. 5 of the main paper), since it is difficult to capture human actions with rear or bottom viewpoints due to severe occlusions or privacy concerns respectively. Also, it is generally harder to obtain accurate 3D poses than accurate 2D poses, especially for challenging viewpoints, thus CASA [43]’s sensitivity to noise/errors of pose inputs may further be amplified with challenging viewpoints. However, we do randomly pair videos to perform alignment, yielding viewpoint gaps of up to 180 degrees (e.g., pairing videos with left and right side viewpoints in Figs. 5(a-b) of the main paper). Collecting a human action dataset including rear or bottom viewpoints and learning by aligning videos with extreme viewpoint gaps are challenging and remain our future works.

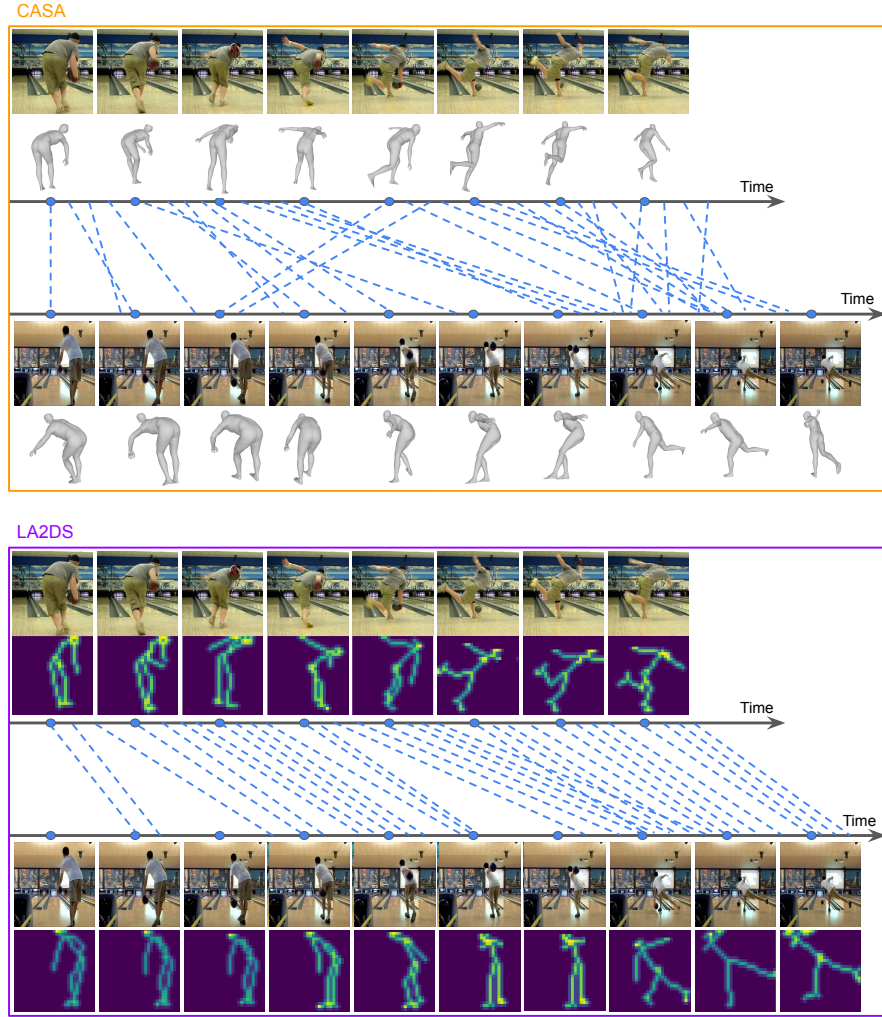


Fig. 8: Alignment results of two *bowling* sequences. Blue lines indicate where frames in both sequences match.

Missing Context Details. Both 3D skeleton inputs (e.g., CASA [43]) and 2D skeleton inputs (i.e., our method) do not include context details, e.g., objects and background information, which are available in RGB video inputs. Thus, our method may fail in cases where context details are important in recognizing the actions. Nevertheless, our multi-modality fusion method can overcome this limitation by utilizing both 2D skeleton heatmaps and RGB videos as inputs.

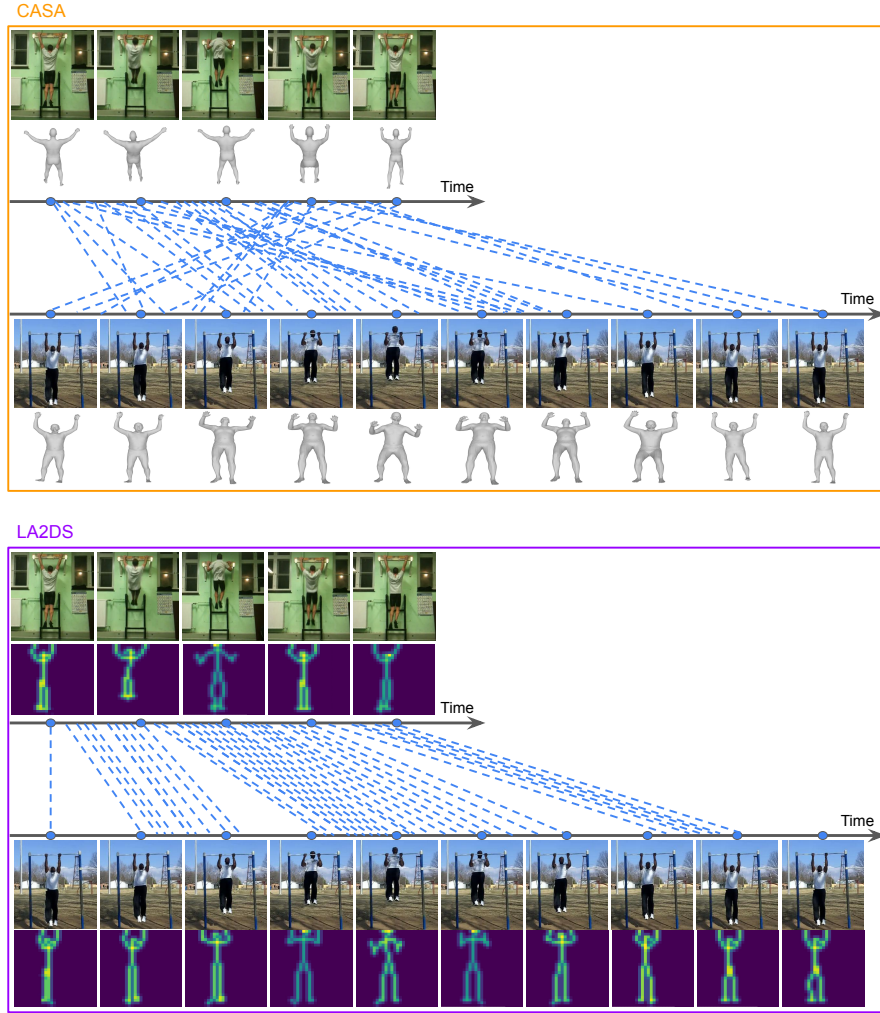


Fig. 9: Alignment results of two *pullups* sequences. Blue lines indicate where frames in both sequences match.

A.9 Societal Impacts

Our sequence alignment method offers valuable applications including frontline worker training and assistance. In particular, frontline workers could benefit from guidance provided by models generated from expert demonstration videos in various domains from factory assembly to medical surgery. However, we also acknowledge the potential for misuse in surveillance and monitoring of individuals. This may raise privacy concerns, emphasizing the importance of responsible AI principles to guide the use of this technology.

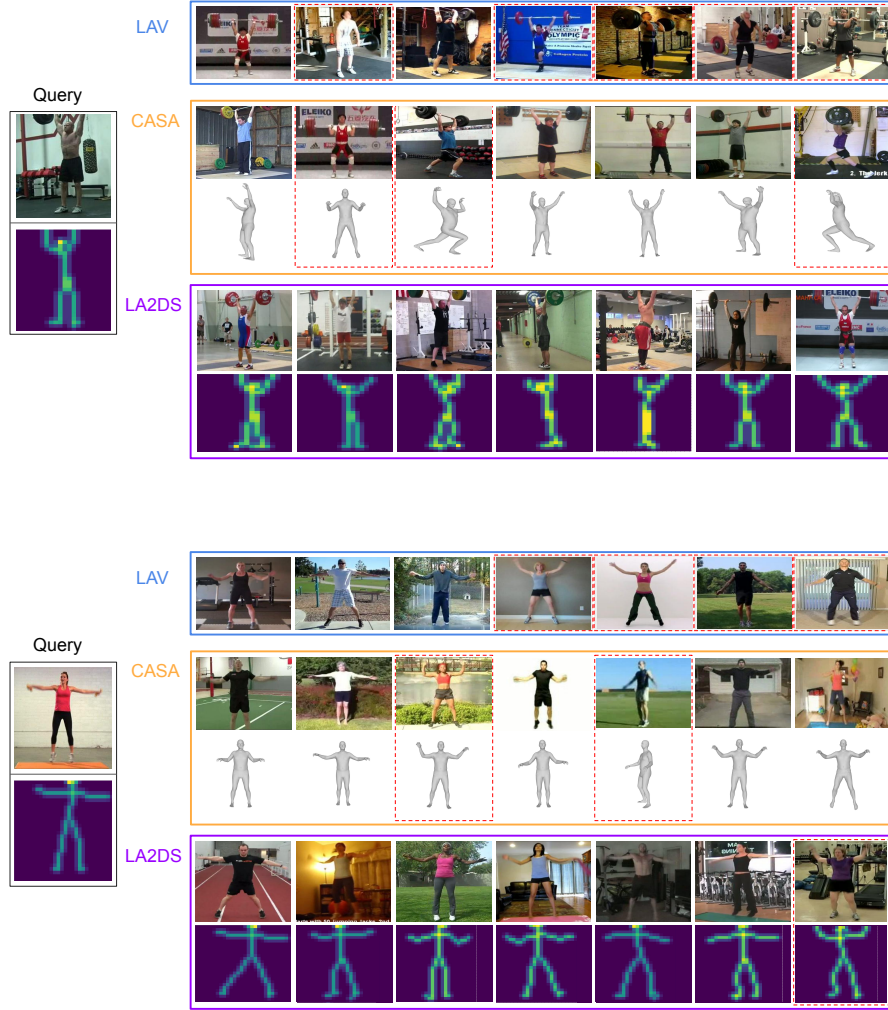


Fig. 10: Fine-grained frame retrieval results on *clean_and_jerk* and *jumping_jacks* sequences with $k = 7$. Mismatches between the action phase of the query frame and those of the retrieved frames are indicated by red boxes.

References

1. Ahsan, U., Sun, C., Essa, I.: Discrimnet: Semi-supervised action recognition from videos using generative adversarial networks. arXiv preprint (2018)
2. Arnab, A., Dehghani, M., Heigold, G., Sun, C., Lučić, M., Schmid, C.: Vivit: A video vision transformer. In: Proceedings of the IEEE/CVF International Conference on Computer

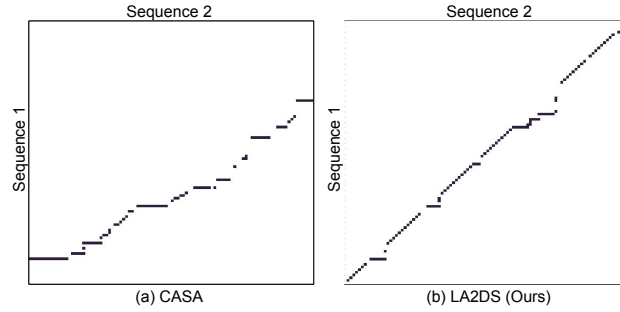


Fig. 11: Alignment results of two *tennis_serve* videos. Black dots indicate alignment results.

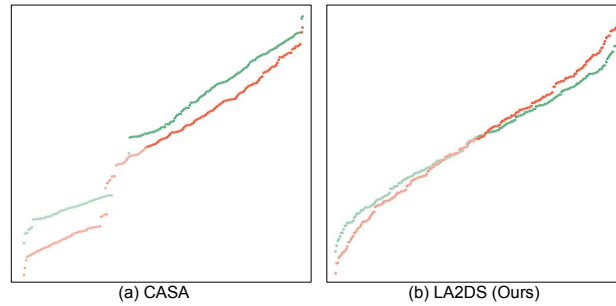


Fig. 12: t-SNE visualizations of learned embeddings of two *baseball_pitch* videos. The opacity of the color denotes the temporal frame index from the first to the last.

Vision. pp. 6836–6846 (2021)

3. Asghari-Esfeden, S., Sznaiier, M., Camps, O.: Dynamic motion representation for human action recognition. In: Proceedings of the IEEE/CVF winter conference on applications of computer vision. pp. 557–566 (2020)
4. Ben-Shabat, Y., Yu, X., Saleh, F., Campbell, D., Rodriguez-Opazo, C., Li, H., Gould, S.: The ikea asm dataset: Understanding people assembling furniture through actions, objects, and pose. In: arXiv preprint (2020)
5. Benaïm, S., Ephrat, A., Lang, O., Mosseri, I., Freeman, W.T., Rubinstein, M., Irani, M., Dekel, T.: Speednet: Learning the speediness in videos. In: Proceedings of the IEEE/CVF Conference on Computer Vision and Pattern Recognition. pp. 9922–9931 (2020)
6. Caetano, C., Sena, J., Brémond, F., Dos Santos, J.A., Schwartz, W.R.: Skelemotion: A new representation of skeleton joint sequences based on motion information for 3d action recognition. In: 2019 16th IEEE international conference on advanced video and signal based surveillance (AVSS). pp. 1–8. IEEE (2019)
7. Cai, J., Jiang, N., Han, X., Jia, K., Lu, J.: Jolo-gcn: mining joint-centered light-weight information for skeleton-based action recognition. In: Proceedings of the IEEE/CVF winter conference on applications of computer vision. pp. 2735–2744 (2021)
8. Cao, Z., Hidalgo, G., Simon, T., Wei, S.E., Sheikh, Y.: Openpose: Realtime multi-person 2d pose estimation using part affinity fields. *IEEE Transactions on Pattern Analysis and Machine Intelligence* **43**(1), 172–186 (2019)

9. Carlucci, F.M., D’Innocente, A., Bucci, S., Caputo, B., Tommasi, T.: Domain generalization by solving jigsaw puzzles. In: *Proceedings of the IEEE Conference on Computer Vision and Pattern Recognition*. pp. 2229–2238 (2019)
10. Caron, M., Bojanowski, P., Joulin, A., Douze, M.: Deep clustering for unsupervised learning of visual features. In: *Proceedings of the European Conference on Computer Vision (ECCV)*. pp. 132–149 (2018)
11. Caron, M., Bojanowski, P., Mairal, J., Joulin, A.: Unsupervised pre-training of image features on non-curated data. In: *Proceedings of the IEEE/CVF International Conference on Computer Vision*. pp. 2959–2968 (2019)
12. Caron, M., Misra, I., Mairal, J., Goyal, P., Bojanowski, P., Joulin, A.: Unsupervised learning of visual features by contrasting cluster assignments. *Advances in neural information processing systems* **33**, 9912–9924 (2020)
13. Chen, T., Kornblith, S., Norouzi, M., Hinton, G.: A simple framework for contrastive learning of visual representations. In: *International conference on machine learning*. pp. 1597–1607. PMLR (2020)
14. Chen, X., He, K.: Exploring simple siamese representation learning. In: *Proceedings of the IEEE/CVF conference on computer vision and pattern recognition*. pp. 15750–15758 (2021)
15. Chen, Y., Zhang, Z., Yuan, C., Li, B., Deng, Y., Hu, W.: Channel-wise topology refinement graph convolution for skeleton-based action recognition. In: *Proceedings of the IEEE/CVF International Conference on Computer Vision*. pp. 13359–13368 (2021)
16. Choutas, V., Weinzaepfel, P., Revaud, J., Schmid, C.: Potion: Pose motion representation for action recognition. In: *Proceedings of the IEEE conference on computer vision and pattern recognition*. pp. 7024–7033 (2018)
17. Cuturi, M.: Sinkhorn distances: Lightspeed computation of optimal transport. *Advances in neural information processing systems* **26** (2013)
18. Cuturi, M., Blondel, M.: Soft-dtw: a differentiable loss function for time-series. In: *International conference on machine learning*. pp. 894–903. PMLR (2017)
19. Das, S., Sharma, S., Dai, R., Bremond, F., Thonnat, M.: Vpn: Learning video-pose embedding for activities of daily living. In: *Computer Vision–ECCV 2020: 16th European Conference, Glasgow, UK, August 23–28, 2020, Proceedings, Part IX* 16. pp. 72–90. Springer (2020)
20. Dave, I., Gupta, R., Rizve, M.N., Shah, M.: Tclr: Temporal contrastive learning for video representation. *Computer Vision and Image Understanding* **219**, 103406 (2022)
21. Diba, A., Sharma, V., Gool, L.V., Stiefelhagen, R.: Dynamonet: Dynamic action and motion network. In: *Proceedings of the IEEE International Conference on Computer Vision*. pp. 6192–6201 (2019)
22. Duan, H., Zhao, Y., Chen, K., Lin, D., Dai, B.: Revisiting skeleton-based action recognition. In: *Proceedings of the IEEE/CVF Conference on Computer Vision and Pattern Recognition*. pp. 2969–2978 (2022)
23. Dwivedi, D., Aytar, Y., Tompson, J., Sermanet, P., Zisserman, A.: Temporal cycle-consistency learning. In: *Proceedings of the IEEE/CVF Conference on Computer Vision and Pattern Recognition (CVPR)* (June 2019)
24. Feichtenhofer, C., Fan, H., Xiong, B., Girshick, R., He, K.: A large-scale study on unsupervised spatiotemporal representation learning. In: *Proceedings of the IEEE/CVF Conference on Computer Vision and Pattern Recognition*. pp. 3299–3309 (2021)
25. Fernando, B., Bilal, H., Gavves, E., Gould, S.: Self-supervised video representation learning with odd-one-out networks. In: *Proceedings of the IEEE conference on computer vision and pattern recognition*. pp. 3636–3645 (2017)
26. Gidaris, S., Singh, P., Komodakis, N.: Unsupervised representation learning by predicting image rotations. In: *International Conference on Learning Representations* (2018), <https://openreview.net/forum?id=Slv4N2l0->

27. Goroshin, R., Bruna, J., Tompson, J., Eigen, D., LeCun, Y.: Unsupervised learning of spatiotemporally coherent metrics. In: *Proceedings of the IEEE international conference on computer vision*. pp. 4086–4093 (2015)
28. Grill, J.B., Strub, F., Altché, F., Tallec, C., Richemond, P., Buchatskaya, E., Doersch, C., Avila Pires, B., Guo, Z., Gheshlaghi Azar, M., et al.: Bootstrap your own latent—a new approach to self-supervised learning. *Advances in neural information processing systems* **33**, 21271–21284 (2020)
29. Gupta, P., Thatipelli, A., Aggarwal, A., Maheshwari, S., Trivedi, N., Das, S., Sarvadevabhatla, R.K.: Quo vadis, skeleton action recognition? *International Journal of Computer Vision* **129**(7), 2097–2112 (2021)
30. Hareesh, S., Kumar, S., Coskun, H., Syed, S.N., Konin, A., Zia, Z., Tran, Q.H.: Learning by aligning videos in time. In: *Proceedings of the IEEE/CVF Conference on Computer Vision and Pattern Recognition*. pp. 5548–5558 (2021)
31. He, K., Zhang, X., Ren, S., Sun, J.: Deep residual learning for image recognition. In: *Proceedings of the IEEE conference on computer vision and pattern recognition*. pp. 770–778 (2016)
32. Hernandez Ruiz, A., Porzi, L., Rota Bulò, S., Moreno-Noguer, F.: 3d cnns on distance matrices for human action recognition. In: *Proceedings of the 25th ACM international conference on Multimedia*. pp. 1087–1095 (2017)
33. Hu, K., Shao, J., Liu, Y., Raj, B., Savvides, M., Shen, Z.: Contrast and order representations for video self-supervised learning. In: *Proceedings of the IEEE/CVF International Conference on Computer Vision*. pp. 7939–7949 (2021)
34. Hyder, S.W., Usama, M., Zafar, A., Naufil, M., Fateh, F.J., Konin, A., Zia, M.Z., Tran, Q.H.: Action segmentation using 2d skeleton heatmaps and multi-modality fusion. In: *Proceedings of the IEEE International Conference on Robotics and Automation (ICRA)* (2024)
35. Jenni, S., Jin, H., Favaro, P.: Steering self-supervised feature learning beyond local pixel statistics. In: *Proceedings of the IEEE/CVF Conference on Computer Vision and Pattern Recognition*. pp. 6408–6417 (2020)
36. Kay, W., Carreira, J., Simonyan, K., Zhang, B., Hillier, C., Vijayanarasimhan, S., Viola, F., Green, T., Back, T., Natsev, P., Suleyman, M., Zisserman, A.: The kinetics human action video dataset. *arXiv* (2017). <https://doi.org/10.48550/ARXIV.1705.06950>, <https://arxiv.org/abs/1705.06950>
37. Ke, Q., Bennamoun, M., An, S., Sohel, F., Boussaid, F.: A new representation of skeleton sequences for 3d action recognition. In: *Proceedings of the IEEE conference on computer vision and pattern recognition*. pp. 3288–3297 (2017)
38. Khan, H., Hareesh, S., Ahmed, A., Siddiqui, S., Konin, A., Zia, M.Z., Tran, Q.H.: Timestamp-supervised action segmentation with graph convolutional networks. In: *2022 IEEE/RSJ International Conference on Intelligent Robots and Systems (IROS)*. pp. 10619–10626. IEEE (2022)
39. Kim, D., Cho, D., Kweon, I.S.: Self-supervised video representation learning with space-time cubic puzzles. In: *Proceedings of the AAAI Conference on Artificial Intelligence*. vol. 33, pp. 8545–8552 (2019)
40. Kingma, D.P., Ba, J.: Adam: A method for stochastic optimization. *arXiv preprint* (2014)
41. Kumar, S., Hareesh, S., Ahmed, A., Konin, A., Zia, M.Z., Tran, Q.H.: Unsupervised action segmentation by joint representation learning and online clustering. In: *Proceedings of the IEEE/CVF Conference on Computer Vision and Pattern Recognition*. pp. 20174–20185 (2022)
42. Kwon, T., Tekin, B., Stühmer, J., Bogo, F., Pollefeys, M.: H2o: Two hands manipulating objects for first person interaction recognition. In: *Proceedings of the IEEE/CVF International Conference on Computer Vision (ICCV)*. pp. 10138–10148 (October 2021)

43. Kwon, T., Tekin, B., Tang, S., Pollefeys, M.: Context-aware sequence alignment using 4d skeletal augmentation. In: *Proceedings of the IEEE/CVF Conference on Computer Vision and Pattern Recognition*. pp. 8172–8182 (2022)
44. Larsson, G., Maire, M., Shakhnarovich, G.: Learning representations for automatic colorization. In: *European conference on computer vision*. pp. 577–593. Springer (2016)
45. Larsson, G., Maire, M., Shakhnarovich, G.: Colorization as a proxy task for visual understanding. In: *Proceedings of the IEEE Conference on Computer Vision and Pattern Recognition*. pp. 6874–6883 (2017)
46. Lee, H.Y., Huang, J.B., Singh, M., Yang, M.H.: Unsupervised representation learning by sorting sequences. In: *Proceedings of the IEEE International Conference on Computer Vision*. pp. 667–676 (2017)
47. Li, C., Zhong, Q., Xie, D., Pu, S.: Co-occurrence feature learning from skeleton data for action recognition and detection with hierarchical aggregation. *arXiv preprint* (2018)
48. Lin, L., Song, S., Yang, W., Liu, J.: Ms2l: Multi-task self-supervised learning for skeleton based action recognition. In: *Proceedings of the 28th ACM International Conference on Multimedia*. pp. 2490–2498 (2020)
49. Lin, Z., Zhang, W., Deng, X., Ma, C., Wang, H.: Image-based pose representation for action recognition and hand gesture recognition. In: *2020 15th IEEE International Conference on Automatic Face and Gesture Recognition (FG 2020)*. pp. 532–539. IEEE (2020)
50. Liu, W., Tekin, B., Coskun, H., Vineet, V., Fua, P., Pollefeys, M.: Learning to align sequential actions in the wild. In: *Proceedings of the IEEE/CVF Conference on Computer Vision and Pattern Recognition*. pp. 2181–2191 (2022)
51. Liu, X., Van De Weijer, J., Bagdanov, A.D.: Leveraging unlabeled data for crowd counting by learning to rank. In: *Proceedings of the IEEE Conference on Computer Vision and Pattern Recognition*. pp. 7661–7669 (2018)
52. Luvizon, D.C., Picard, D., Tabia, H.: 2d/3d pose estimation and action recognition using multitask deep learning. In: *Proceedings of the IEEE conference on computer vision and pattern recognition*. pp. 5137–5146 (2018)
53. van der Maaten, L., Hinton, G.: Visualizing data using t-sne. In: *Journal of Machine Learning Research*. vol. 9, pp. 2579–2605 (2008), <http://jmlr.org/papers/v9/vandermaaten08a.html>
54. Misra, I., Zitnick, C.L., Hebert, M.: Shuffle and learn: unsupervised learning using temporal order verification. In: *European Conference on Computer Vision*. pp. 527–544. Springer (2016)
55. Misra, I., Zitnick, C.L., Hebert, M.: Shuffle and learn: Unsupervised learning using temporal order verification. In: Leibe, B., Matas, J., Sebe, N., Welling, M. (eds.) *Computer Vision – ECCV 2016*. pp. 527–544. Springer International Publishing, Cham (2016)
56. Mobahi, H., Collobert, R., Weston, J.: Deep learning from temporal coherence in video. In: *Proceedings of the 26th Annual International Conference on Machine Learning*. pp. 737–744 (2009)
57. Noroozi, M., Pirsiavash, H., Favaro, P.: Representation learning by learning to count. In: *Proceedings of the IEEE International Conference on Computer Vision*. pp. 5898–5906 (2017)
58. Paszke, A., Gross, S., Chintala, S., Chanan, G., Yang, E., DeVito, Z., Lin, Z., Desmaison, A., Antiga, L., Lerer, A.: Automatic differentiation in pytorch (2017)
59. Pickup, L.C., Pan, Z., Wei, D., Shih, Y., Zhang, C., Zisserman, A., Scholkopf, B., Freeman, W.T.: Seeing the arrow of time. In: *Proceedings of the IEEE Conference on Computer Vision and Pattern Recognition*. pp. 2035–2042 (2014)
60. Plizzari, C., Cannici, M., Matteucci, M.: Skeleton-based action recognition via spatial and temporal transformer networks. *Computer Vision and Image Understanding* **208**, 103219 (2021)

61. Qian, R., Meng, T., Gong, B., Yang, M.H., Wang, H., Belongie, S., Cui, Y.: Spatiotemporal contrastive video representation learning. In: Proceedings of the IEEE/CVF Conference on Computer Vision and Pattern Recognition. pp. 6964–6974 (2021)
62. Sermanet, P., Lynch, C., Chebotar, Y., Hsu, J., Jang, E., Schaal, S., Levine, S., Brain, G.: Time-contrastive networks: Self-supervised learning from video. In: 2018 IEEE International Conference on Robotics and Automation (ICRA). pp. 1134–1141 (2018). <https://doi.org/10.1109/ICRA.2018.8462891>
63. Shah, A., Lundell, B., Sawhney, H., Chellappa, R.: Steps: Self-supervised key step extraction and localization from unlabeled procedural videos. In: Proceedings of the IEEE/CVF International Conference on Computer Vision. pp. 10375–10387 (2023)
64. Si, C., Nie, X., Wang, W., Wang, L., Tan, T., Feng, J.: Adversarial self-supervised learning for semi-supervised 3d action recognition. In: Computer Vision—ECCV 2020: 16th European Conference, Glasgow, UK, August 23–28, 2020, Proceedings, Part VII 16. pp. 35–51. Springer (2020)
65. Song, Y.F., Zhang, Z., Shan, C., Wang, L.: Stronger, faster and more explainable: A graph convolutional baseline for skeleton-based action recognition. In: proceedings of the 28th ACM international conference on multimedia. pp. 1625–1633 (2020)
66. Song, Y.F., Zhang, Z., Shan, C., Wang, L.: Constructing stronger and faster baselines for skeleton-based action recognition. *IEEE transactions on pattern analysis and machine intelligence* **45**(2), 1474–1488 (2022)
67. Srivastava, N., Mansimov, E., Salakhudinov, R.: Unsupervised learning of video representations using lstms. In: International conference on machine learning. pp. 843–852 (2015)
68. Su, K., Liu, X., Shlizerman, E.: Predict & cluster: Unsupervised skeleton based action recognition. In: Proceedings of the IEEE/CVF Conference on Computer Vision and Pattern Recognition. pp. 9631–9640 (2020)
69. Su, Y., Lin, G., Wu, Q.: Self-supervised 3d skeleton action representation learning with motion consistency and continuity. In: Proceedings of the IEEE/CVF international conference on computer vision. pp. 13328–13338 (2021)
70. Sun, J., Shen, Z., Wang, Y., Bao, H., Zhou, X.: Loftr: Detector-free local feature matching with transformers. In: Proceedings of the IEEE/CVF conference on computer vision and pattern recognition. pp. 8922–8931 (2021)
71. Tran, Q.H., Mehmood, A., Ahmed, M., Naufil, M., Zafar, A., Konin, A., Zia, Z.: Permutation-aware activity segmentation via unsupervised frame-to-segment alignment. In: Proceedings of the IEEE/CVF Winter Conference on Applications of Computer Vision. pp. 6426–6436 (2024)
72. Vaswani, A., Shazeer, N., Parmar, N., Uszkoreit, J., Jones, L., Gomez, A.N., Kaiser, Ł., Polosukhin, I.: Attention is all you need. *Advances in neural information processing systems* **30** (2017)
73. Vondrick, C., Pirsaviash, H., Torralba, A.: Generating videos with scene dynamics. In: Advances in neural information processing systems. pp. 613–621 (2016)
74. Wang, J., Jiao, J., Liu, Y.H.: Self-supervised video representation learning by pace prediction. In: Computer Vision—ECCV 2020: 16th European Conference, Glasgow, UK, August 23–28, 2020, Proceedings, Part XVII 16. pp. 504–521. Springer (2020)
75. Wei, D., Lim, J.J., Zisserman, A., Freeman, W.T.: Learning and using the arrow of time. In: Proceedings of the IEEE conference on computer vision and pattern recognition. pp. 8052–8060 (2018)
76. Xu, D., Xiao, J., Zhao, Z., Shao, J., Xie, D., Zhuang, Y.: Self-supervised spatiotemporal learning via video clip order prediction. In: Proceedings of the IEEE Conference on Computer Vision and Pattern Recognition. pp. 10334–10343 (2019)

77. Yan, A., Wang, Y., Li, Z., Qiao, Y.: Pa3d: Pose-action 3d machine for video recognition. In: Proceedings of the IEEE/CVF conference on computer vision and pattern recognition. pp. 7922–7931 (2019)
78. Yan, S., Xiong, Y., Lin, D.: Spatial temporal graph convolutional networks for skeleton-based action recognition. In: Thirty-second AAAI conference on artificial intelligence (2018)
79. Yao, Y., Liu, C., Luo, D., Zhou, Y., Ye, Q.: Video playback rate perception for self-supervised spatio-temporal representation learning. In: Proceedings of the IEEE/CVF conference on computer vision and pattern recognition. pp. 6548–6557 (2020)
80. Zhang, H., Liu, D., Zheng, Q., Su, B.: Modeling video as stochastic processes for fine-grained video representation learning. In: Proceedings of the IEEE/CVF Conference on Computer Vision and Pattern Recognition. pp. 2225–2234 (2023)
81. Zhang, W., Zhu, M., Derpanis, K.G.: From actemes to action: A strongly-supervised representation for detailed action understanding. In: 2013 IEEE International Conference on Computer Vision. pp. 2248–2255 (2013). <https://doi.org/10.1109/ICCV.2013.280>
82. Zheng, N., Wen, J., Liu, R., Long, L., Dai, J., Gong, Z.: Unsupervised representation learning with long-term dynamics for skeleton based action recognition. In: Proceedings of the AAAI Conference on Artificial Intelligence. vol. 32 (2018)
83. Zhu, D., Zhang, Z., Cui, P., Zhu, W.: Robust graph convolutional networks against adversarial attacks. In: Proceedings of the 25th ACM SIGKDD international conference on knowledge discovery & data mining. pp. 1399–1407 (2019)
84. Zou, W.Y., Ng, A.Y., Yu, K.: Unsupervised learning of visual invariance with temporal coherence. In: NIPS 2011 workshop on deep learning and unsupervised feature learning. vol. 3 (2011)