

Steganographic Capacity of Deep Learning Models

Lei Zhang^{*} Dong Li[†] Olha Jurečková[‡] Mark Stamp^{*§}

July 3, 2023

Abstract

As machine learning and deep learning models become ubiquitous, it is inevitable that there will be attempts to exploit such models in various attack scenarios. For example, in a steganographic-based attack, information could be hidden in a learning model, which might then be used to distribute malware, or for other malicious purposes. In this research, we consider the steganographic capacity of several learning models. Specifically, we train a Multilayer Perceptron (MLP), Convolutional Neural Network (CNN), and Transformer model on a challenging malware classification problem. For each of the resulting models, we determine the number of low-order bits of the trained parameters that can be altered without significantly affecting the performance of the model. We find that the steganographic capacity of the learning models tested is surprisingly high, and that in each case, there is a clear threshold after which model performance rapidly degrades.

1 Introduction

Steganography, or information hiding, consists of embedding information in another message or physical object [10]. While cryptography also hides information, it does so by converting the information into a human unreadable form [5]. The main difference between these two techniques is that cryptography alters the structure of the secret information but does not hide the fact that communication is taking place, while steganography hides the information in another medium that is not intended for such communication [21]. Modern steganographic techniques have been developed for a wide range of data types, including text, images, audio, video, and even networking data [1].

Machine learning (ML), which can be considered as a subfield of artificial intelligence, enables computers to learn important information from training

^{*}Department of Computer Science, San Jose State University

[†]Shanghai AI Laboratory

[‡]Faculty of Information Technology, Czech Technical University in Prague

[§]mark.stamp@sjsu.edu

data [24]. Today, ML models are widely used to deal with a vast array of problems, including speech recognition, image recognition, sentiment analysis, language translation, malware detection, and so on, with new applications being constantly developed. Deep learning (DL) models are the subset of ML models that are based on neural networking techniques.

Machine learning models are a plausible cover media in steganography for the following reasons.

1. Machine learning models are rapidly becoming ubiquitous. For example voice-activated search assistants were used by approximately 3.25 billion people worldwide in 2021, out of a world population of 7.9 billion [2].
2. It is likely that the information hiding capacity of most machine learning models is substantial. Machine learning models typically include a large number of weights or other trained parameters, and it is known that learning models typically do not require high precision in their trained parameters. For example, the most popular algorithm used to train Support Vector Machines (SVM) relies on the fact that limited precision is sufficient [24]. As another example, in neural networking-based models, many—if not most—neurons tend to atrophy during training, and such weights contribute little to the trained model. By relying on such redundant neurons, the authors of [28] show that they can hide 36.9MB of malware within a 178MB AlexNet architecture, with only a 1% degradation in performance. These changes did not affect the structure of the model and the embedded malware was not detected by any of the anti-virus systems tested.
3. Machine learning models may be an ideal cover media for malicious attacks. For example, as in [28], malware could be embedded in a learning model. It is even conceivable that a specific predetermined input to the model could be used to trigger an embedded malware-based attack.

In this research, we focus on the fact that, in general, learning models do not require high precision in their trained parameters. Therefore, as a measure of the inherent steganographic capacity of learning models, we determine the number of low-order bits in each weight that can be used for information hiding purposes. We embed information in the n low-order bits of the weights of trained models, and graph the model accuracy as a function of n . We analyze three DL models: Multi-Layer Perceptron (MLP), Convolutional Neural Network (CNN), and a Transformer architecture. We train and test each of these models on a dataset that contains 10 different malware families, with a total of 15,356 samples.

The remainder of the paper is organized as follows. Section 2 gives relevant background information on steganographic techniques and the various machine learning models used in this research. Section 3 provides details on the dataset employed in our experiments, along with a high-level view of our experimental design. Our results are presented and discussed in Section 4. Finally, Section 5 gives our conclusions, as well as outlining potential avenues for further research.

2 Background

In this section, we discuss several relevant background topics. First, we consider steganography, then we introduce the learning models that are used in this research. We conclude this section with a discussion of related work.

2.1 Steganography

The word “steganography” is a combination of two Greek roots: *steganós*, which means “concealed or hidden”, and *graphein*, which translates as “drawing or writing” [7]. Thus, steganography is the art and science of embedding secret information inside unremarkable cover media that does not raise suspicions [25]. In modern practice, steganography consists of concealing information or messages within seemingly innocuous data or media, such as images, audio, video, or network communication, among many other possibilities [1].

Steganography involves embedding secret data into a cover media in a way that is imperceptible to human senses and difficult to detect without specialized tools and knowledge. Such techniques have been used throughout history for various purposes, including espionage, communication in times of war, and digital watermarking. With the advancement of digital technology, steganography has found applications in modern information security, digital forensics, and multimedia communications, among others. It is an evolving field with ongoing research and development of new techniques to enhance its security and application in various domains.

Cryptography protects a secret message by transforming it into an unintelligible format to hide the meaning of the message, while steganography aims to hide the presence of the original message [23]. Steganography dates at least to ancient Greece and, in fact, it predates cryptography as a means of secret communication [23]. An historical example of steganography was the use of invisible ink during the American Revolutionary War to pass messages. As another example, during World War II, photosensitive glass [8] and microdots [4] were used to embed information in other messages. Today, hiding information in image files on computing systems is the most common method of steganography.

A textbook example of a modern steganographic application consists of hiding information in the low order RGB bits of an uncompressed image file, such as a **bmp** image [23]. Since the RGB color scheme uses a byte for each of the R (red), G (green), and B (blue) color components, there are $2^{24} > 16,000,000$ colors available. However, many of the colors are indistinguishable to the human eye, and hence there are a large number of redundant bits in an uncompressed image. The low-order RGB bits of each byte can be used to hide information in such an image, without changing the carrier image in any perceptible way. Provided that the intended recipient knows which image is used for hiding information, and knows how to extract the information, communication can take place between a sender and receiver, without it being apparent that such communication has even occurred. The steganographic capacity of an uncompressed image file is

surprisingly large; for example, in [23, Section 5.9.3] it is shown that the entire *Alice’s Adventures in Wonderland* book can be hidden in the low order RGB bits of an image of Alice from the *Alice* book itself.

The image-based steganographic system described in the previous paragraph is not robust, that is, it is trivial to disrupt the communication, without the disruption affecting the non-steganographic use of such images: If we suspect that the low-order RGB bits of `bmp` files are being used for steganographic purposes, we can simply randomize the low-order bits of all `bmp` images. For any such images that were being used for information hiding, the information would be lost, and for any innocent images that were not used for information hiding, the image would not be affected in any perceptible way. Much of the modern research into information hiding revolves around creating more robust steganographic techniques.

Steganography can be characterized by three important aspects, namely, perceptual transparency, robustness, and capacity.

- Perceptual transparency — This refers to the ability of the steganographic process to hide the secret information in a way that is imperceptible to human senses. This is a critical characteristic of steganography, which ensures that it is not obvious that the cover medium is being used for surreptitious communication.
- Robustness — By definition, robustness is the ability to tolerate perturbations of a system without adversely affecting its initial stable configuration [29]. In image-based steganographic techniques, the perturbations could be transformation, sharpening, filtering, scaling, cropping, and so on.
- Capacity — The amount of information that can be hidden in the cover medium is the capacity, which is related to the practical redundancy in the cover media. The larger the capacity, the more information that can be hidden; equivalently, the smaller the cover medium that is needed.

Achieving an optimal balance among these characteristics is a crucial consideration in the design and implementation of a steganographic technique, as it determines the effectiveness of the communications, and the security of the concealed information.

In this research, we are interested in the steganographic capacity of machine learning models. Specifically, we hide information in the low-order bits of the weights of learning models. While such a scheme is not robust, our work does provide an intuitive and practical means for information hiding. We show that learning models have considerable redundancy, which is the basis for more advanced steganographic techniques, with the analogy to uncompressed image files being obvious.

2.2 Learning Models

Machine learning (ML) and deep learning (DL) can be viewed as branches of artificial intelligence (AI). In general, ML refers to the use of statistical models and

algorithms to enable machines to learn from data and improve their performance on a specific task. DL is the subset of machine learning that focuses on training Artificial Neural Networks (ANN)—generally with multiple hidden layers, which is the “deep” part of deep learning—to identify patterns and relationships in data. DL algorithms, which are designed to (loosely) mimic the structure and functioning of the human brain, have proven to be very effective in solving complex problems such as image and speech recognition, natural language processing, and even playing complex games.

ML enables computers to learn important information, and improve from experience, which saves humans from the work of extracting useful information from seemingly inscrutable data [24]. The process of machine learning begins with observations derived from datasets. The primary goal of machine learning is to make computers learn with minimal human intervention or assistance [22].

ML is applied in a wide and ever-growing range of important fields, including data security, finance, healthcare, fraud detection, and so on. In addition, DL techniques have been used to successfully deal with such problems as speech recognition, image classification, sentiment analysis, and language translation, among many others [6].

Deep learning has gained significant attention and success in recent years due to its ability to automatically extract complex patterns and representations from raw data without extensive feature engineering. Through the process of training, deep learning models learn to recognize patterns, features, and relationships in data, enabling them to often perform tasks at a higher level than had previously been achieved using classic machine learning models.

Machine learning algorithms can be subdivided into three primary categories: supervised machine learning, unsupervised machine learning, and semi-supervised machine learning. Supervised machine learning uses labeled datasets to train the model. Support Vector Machine, Multilayer Perceptron, k -Nearest Neighbors, Decision Trees, Random Forest, and Linear Regression are popular examples of supervised machine learning algorithms. In contrast, unsupervised machine learning techniques can be applied to unlabeled data. Clustering techniques, such as the well-known K -means algorithm, are examples of unsupervised learning. Semi-supervised machine learning can be viewed as a hybrid approach that combines aspects of supervised and unsupervised algorithms. In this paper, we only consider supervised learning techniques; specifically, we train models to classify malware from several different families.

Next, we discuss each of the learning techniques that are employed in the experiments in Section 4. Here, we introduce the DL techniques of Multilayer Perceptron, Convolutional Neural Networks, and Transformer models.

2.2.1 Overview of Multilayer Perceptrons

Multilayer Perceptrons (MLP) are a popular class of feedforward neural network architectures that are widely used for supervised learning tasks, including classification and regression [26]. MLPs consist of multiple layers of interconnected

nodes, where each node receives input from the previous layer and produces output that is passed to the next layer.

The input layer of an MLP receives the input data, and the output layer produces the final prediction. In between these layers, there can be one or more hidden layers that help to learn complex patterns in data. Each node in the hidden layers applies a nonlinear activation function to the weighted sum of its inputs, which helps to capture non-linear relationships in the data.

MLPs are trained using backpropagation, which is an optimization algorithm that adjusts the weights of the network based on the difference between the predicted output and the actual class label. The weights are updated using gradient descent, which iteratively adjusts the weights to minimize the error.

One of the main advantages of MLPs is their ability to learn complex patterns in the data, making them suitable for high-dimensional and non-linear datasets. However, MLPs can be computationally expensive to train, and they require a large amount of labeled data to achieve high accuracy.

2.2.2 Overview of Convolutional Neural Networks

Convolutional Neural Network (CNN) are one of the most popular DL techniques. CNNs were designed for efficient training on images, where local structure dominates, but they have proven surprisingly useful for a wide range of problems—any problem domain where local structure is most important is a good candidate for a CNN. The CNN architecture is composed of convolution layers, pooling layers, and a fully connected layer (or, possibly, multiple fully connected layers).

A convolution layer performs a discrete convolutional operation on the output of the previous layer. This can be viewed as applying a filter, where the parameters of the filter are learned. The first convolutional layer is applied to the input data, and in the case of images it learns basic structure, such as edges. Subsequent convolutional layers learn higher-level and more abstract features.

The purpose of a pooling layer, which usually follows a convolution layer, is to reduce the dimensionality of the problem, and thereby speed up the training process. Pooling may also serve to increase translation invariance, which is highly desirable for image analysis.

2.2.3 Overview of Transformer Models

Transformers are a type of deep learning architecture that have revolutionized the field of natural language processing (NLP). Transformers were introduced in [27], and are currently the state-of-the-art architecture for many NLP tasks, including machine translation, sentiment analysis, and question answering. They have also been successfully applied to other tasks, such as image classification and speech recognition.

The key innovation of Transformers is the self-attention mechanism, which allows the model to selectively attend to different parts of the input sequence

when making predictions. All models use attention to some degree, but Transformer model in [27] showed that explicit attention is far more powerful than had been previously realized.

Transformers consist of an encoder and a decoder module. The encoder takes an input sequence and generates a hidden-state representation that is designed to capture the meaning of the input. The decoder takes the hidden-state representation and generates the output one token at a time.

One of the key advantages of Transformers is their ability to handle variable-length input sequences without the need for padding or truncation. They also require less training time compared to traditional Recurrent Neural Networks, and can be parallelized more easily.

2.3 Related Work

As of this writing, the only closely related work that the authors are aware of is [28], in which a technique dubbed “EvilModel” is developed and analyzed. EvilModel hides malware inside of a neural network model. As an example, when a 36.9MB malware is embedded in a specific model, the accuracy of the model is only reduced by about 1%. The authors of [28] embed the malware sample in a learning model by carefully selecting weights that have atrophied during training, and thus have little or no effect on model performance. They then overwrite these entire weights.

The approach used in [28] is considerably different from the experiments that we conduct in this paper. Here, we do not analyze models to find insignificant weights, but instead we overwrite the least-significant bits of all weights in the various layers of a model. Our approach is much simpler, in the sense that it requires no detailed analysis of the model, yet we are able to embed significant amounts of data in all of the models that we consider. Our results point to a more generic issue with respect to learning models, namely, that a large steganographic capacity is inherent in models that use a relatively large number of bits to store weights. As a byproduct of this research, we verify that only limited accuracy is required of the weights for the models that we consider.

3 Implementation

In this section, we first discuss the malware dataset used to train our learning models. Then we provide details on the training of each of the models considered in this paper. The steganographic capacity of these models is analyzed in Section 4, below.

3.1 Dataset

Malware families can be difficult to define precisely because they can vary in terms of their size, scope, and specific features. However, a family generally

refers to a group of malware samples that have similarities in terms of their functionality, behavior, and code structure. Although the specific details of each sample may differ, members of a given family typically share a core code base that contains common functions, routines, and behaviors. This allows security researchers to identify and track specific malware families over time, even as the individual samples within the family continue to evolve and change. By analyzing these shared characteristics, researchers can develop more effective detection and mitigation strategies to protect against the threat of malware.

In this research, we consider a malware dataset from VirusShare [9]. This dataset contains more than 500,000 malware executables, which occupy more than 500GB of storage. Among the 500,000 malware executables, we have extracted the top 10 families, in terms of the number of samples available per family. Specifically, we consider the malware families listed Table 1, which are given in descending order, based on the number of samples.

Table 1: Malware families

Family	Samples	Fraction of total
VBinject	2689	0.1751
Winwebsec	2303	0.1500
Renos	1567	0.1020
OnLineGames	1511	0.0984
BHO	1412	0.0920
Startpage	1347	0.0877
Adload	1225	0.0798
VB	1110	0.0723
Vobfus	1108	0.0721
Ceeinject	1084	0.0706
Total	15,356	1.0000

Next, we describe each of these families. Note that several different classes of malware are represented, including viruses, worms, and Trojans.

VBinject, short for “Visual Basic Injection”, is a general technique that is applied by malware author to inject malicious program into legitimate Windows processes [15]. This technique is commonly used by malware to evade detection by antivirus software and other security measures. Once the malware is injected, it can carry out a variety of malicious actions, such as stealing sensitive information, downloading additional malware, or taking control of the infected system.

Winwebsec is designed to trick users into purchasing fraudulent security software or services by displaying false alerts and warnings about supposed security threats on their computers. Once installed on a user’s computer, **Winwebsec** will typically display fake warnings claiming that the system is infected with viruses, spyware, or other malicious software. These warnings

are often accompanied by instructions to download and install a security program or pay for a service to remove the alleged threats [17]. **Winwebsec** is often distributed through social engineering tactics such as spam emails, malicious websites, and file-sharing networks.

Renos is similar to **Winwebsec**, in that it is designed to trick users into purchasing fraudulent security software or services [13]. Like other types of fake antivirus malware, **Renos** typically display fake warnings claiming that the system is infected with viruses, spyware, or other malicious software, and these warnings are often accompanied by instructions to download (and pay for) a supposed anti-virus program. **Renos** is distributed in the same manner as **Winwebsec**.

OnLineGames, as its name suggests, is a Trojan that mimics an online game, but is actually designed to steal user information. This malware is often distributed through malicious websites, peer-to-peer networks, or email attachments. **OnLineGames** may be particularly dangerous because it targets a vulnerable population of online gamers who may be less aware of the risks associated with downloading and installing unknown software. Additionally, this type of malware can be difficult to detect and remove because it often operates in the background and can evade detection by antivirus software [19].

BHO, which is short for “Browser Helper Object”, is a type of add-on or plugin for web browsers, such as Internet Explorer. Legitimate BHOs provide additional functionality or modify the behavior of the browser; however, this BHO malware can be used by to perform unwanted actions, such as redirecting web traffic or displaying unwanted ads [14]. Because a BHO has deep access to the browser’s functionality, it can be difficult to remove once installed. In some cases, a malicious BHO may be bundled with legitimate software and installed without the user’s knowledge or consent.

Startpage is a family of Trojans that modifies a user’s web browser settings, such as the homepage and search engine, without the user’s consent [18]. Once installed, it changes the browser settings to redirect the user’s searches to a specific search engine or homepage that may contain advertisements or other unwanted content. In some cases, this browser hijacker may also install additional unwanted software or collect information about the user’s browsing habits.

Adload is an adware program that displays unwanted advertisements that the user cannot control as they browse the web [20]. This malware may also collect information about the user’s browsing habits and use this data to display targeted advertisements. **Adload** can be difficult to remove and may continue to display unwanted advertisements even after the user has attempted to uninstall the software. In some cases, it may also install additional malware or compromise the security of the victim’s computer.

VB is short for “Visual Basic”, and it is a simple Trojan. It spreads a worm by copying itself to removable drives, network shares, and other accessible file systems. Once installed on a victim’s computer, **VB** may perform a variety of malicious actions, such as stealing sensitive information, logging keystrokes, downloading additional malware, or using the victim’s computer to participate in botnets or distributed denial-of-service (DDoS) attacks. It is particularly dangerous as it spreads rapidly and may infect a large number of computers before it is detected [11].

Vobfus is a malware family that downloads other malware onto a victim’s computer, including **Beebone**, **Fareit**, and **Zbot**. It spreads through infected USB drives, network shares, and malicious URLs, and is known for its ability to mutate and evade detection by security software [16]. **Vobfus** is dangerous, in part, because it can propagate rapidly and silently, making it difficult to detect and contain. It can also disable or bypass security software, making it challenging to remove.

Ceeinject injects itself into legitimate processes running on a Windows operating system, allowing it to execute its malicious code undetected. It is often used in conjunction with other malware, such as banking Trojans, to steal sensitive information from victims. This particular threat employs obfuscation techniques to conceal its true intentions, making it more difficult for security software to detect its malicious activities [12].

For our feature vectors, we extract a relative byte histogram from each sample. That is, given a sample S in the form of an **exe** file, we count the number of times that each byte value 0 through 255 occurs in S , and then divide each of these counts by the total number of bytes in S . Note that this implies that our feature vectors are all of length 256. Also, if s_i is the i^{th} component of the feature vector for the sample S , then s_i can be interpreted as the probability of drawing byte value i , when randomly selecting a byte from S . These feature vectors are efficient to generate, and require no costly disassembly or dynamic analysis.

3.2 Model Training

Analogous training and testing procedures were used for all learning models considered. For the first step, we train each model with labeled data and test the model, which establishes a baseline level of performance. We use accuracy as our measure of performance.

After the initial training and testing, data is inserted into the low-order n bits of the weights, which, on average, changes about half of the bit values. For each n , the performance of the model is re-evaluated using the same data and accuracy metric as previously used, which allows for a direct comparison of the results for each n . We then graph these accuracy results as a function of n .

4 Steganographic Capacity Experiments

In this section, we consider the steganographic capacity of each of the models discussed in Section 2.2. To measure the steganographic capacity, we embed information in the low-order n bits of the model weights. For each model, we consider the following three cases.

1. Only the output layer weights are modified
2. Only the weights of the hidden layer (or layers) are modified
3. All of the model weights are modified

In each case, we graph the model accuracy as a function of n . Also, we discuss the total capacity, that is, the total number of model bits that are available for this form of information hiding. In each case, the information that we hide is extracted from the book *Alice’s Adventures in Wonderland* [3].

4.1 MLP

The `MLPClassifier()` from the `sklearn.neural_network` module was used to train and test our MLP model. The hyperparameters tested are listed in Table 2, with the selected values in boldface. Note that a model with two hidden layers, with 128 and 10 neurons, respectively, was best. Also, the logistic function was selected as our activation function, and so on.

Table 2: MLP model hyperparameters tested

Hyperparameter	Values tested
<code>hidden_layer_sizes</code>	(64, 10), (96, 10), (128, 10)
<code>activation</code>	identity, logistic
<code>alpha</code>	0.0001, 0.05
<code>random_state</code>	30, 40 , 50
<code>solver</code>	adam
<code>learning_rate_init</code>	0.00001
<code>max_iter</code>	10000

The results obtained when hiding information in the low order bits of the output layer weights of our trained MLP model are summarized in Figure 1(a). We observe that the original accuracy for the model is approximately 0.8417, and the performance of the model exceeds 0.8119, until the low-order 26 bits of the output weights are overwritten, which causes the accuracy to drop dramatically to 0.3830. Overwriting more bits causes the accuracy to fluctuate, but it remains very low.

In Figures 1(b) and (c) we give the results when information is hidden in the hidden layer weights, and when information is hidden in all of the weights of our trained MLP model, respectively. The results in these two cases are analogous

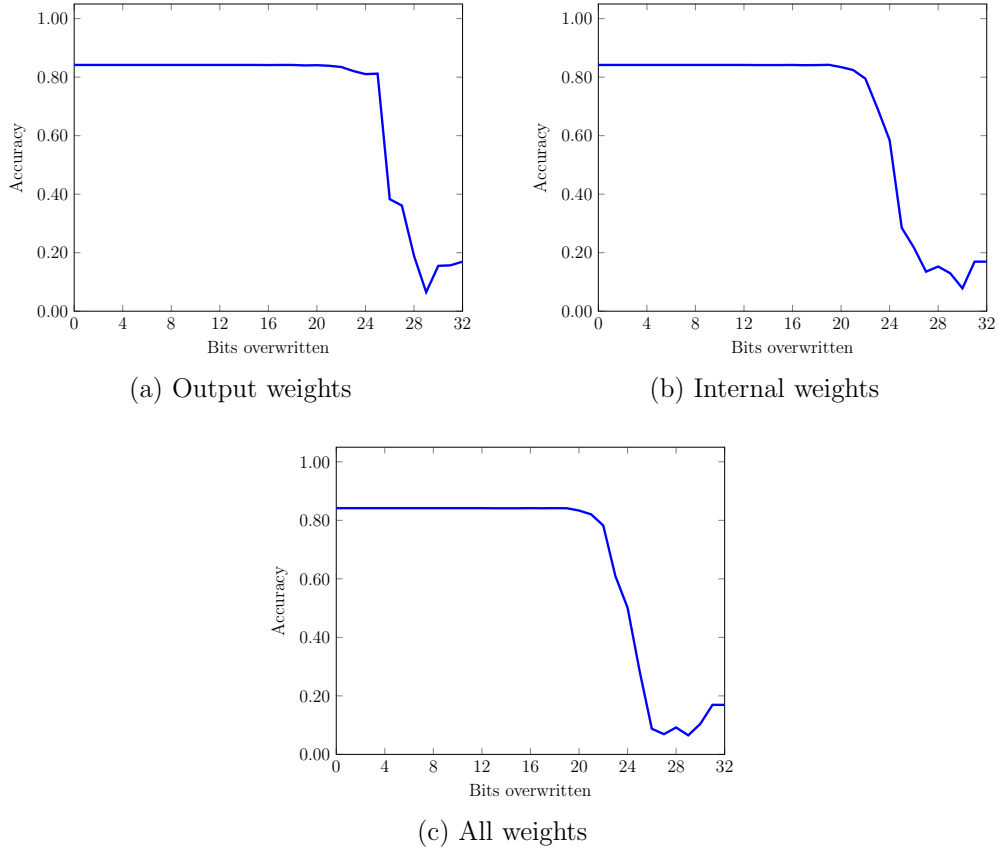


Figure 1: MLP model performance with low-order bits of weights overwritten

to the results for the output layer weights, although in both of these latter cases, only 21 bits can be overwritten before the accuracy drops below 0.80.

There are 100 weights in the output layer, and 34,048 weights in the hidden layer, which makes the total number of weights 34,148 in this particular MLP model. As shown in the results in Figure 1(a), we can overwrite the low-order-25 bits of each weights in the output layer with minimal loss of accuracy, which gives the model a steganographic capacity of 2.44KB,¹ just in the output layer. The results in Figure 1(b) show that inserting information into the low-order-21 bits weights in the internal layers does not have a major negative impact on the model accuracy, which gives the a steganographic capacity of slightly more than 698KB. With all weights in the model considered, as shown in Figure 1(c), again the low-order-21 bits are available for information hiding, which give the MLP model a steganographic capacity that is slightly in excess of 700KB.

¹Note that we follow the standard convention in computing whereby 1KB represents 2^{10} bytes, while 1MB is 2^{20} bytes, and 1GB is 2^{30} bytes.

4.2 CNN

Our CNN model was implemented using `torch` in PyTorch, which provides support for tensor computation, deep neural networks, and many other useful machine learning utilities. The model architecture selected consists of two convolutional layers, each utilizing ReLU activation functions, with one and six input channels, as well as six and 12 output channels, respectively. Following the convolutional layers, there are two fully connected linear layers, again with ReLU activation functions. The input sizes of these fully connected layers are 12×256 and 512, respectively. The final layer of the model is a fully connected output layer with an input size of 100 and an output size of 10, utilizing a linear activation function.

The hyperparameters tested (via grid search) are listed in detail in Table 3, with the selected values in boldface. Since this model has a large number of hyperparameters and training is relatively costly, only two of the hyperparameter values are varied

Table 3: CNN model hyperparameters tested

Hyperparameter	Values tested
pad-size	256
batch size	128, 64
max-epoch	20
lr	0.0005, 0.00005
momentum	0.9
hidden-size	512
output	10
bptt	256
ntoken	256
d_model	128
d_hid	128
nlayers	2
nhead	1
dropout	0.5

As with the previous models, process of analyzing the impact of hiding information in the output layer weights on the accuracy of the CNN model was carried out systematically. The model was initially trained with the preprocessed malware family dataset, and its accuracy was evaluated on the testing data. The accuracy was found to be 0.7354 in this unmodified case, which serves as the baseline for subsequent analysis.

Next, the output layer weights were systematically overwritten with data, starting from the low-order bits and increasing towards the high-order bits. A total of 32 bits are present in each weight, and the resulting accuracy was recorded after the n low-order bits had been overwritten, for each $n \in \{0, 1, 2, \dots, 32\}$. Figure 2(a) summarizes the accuracies obtained for the model in each case.

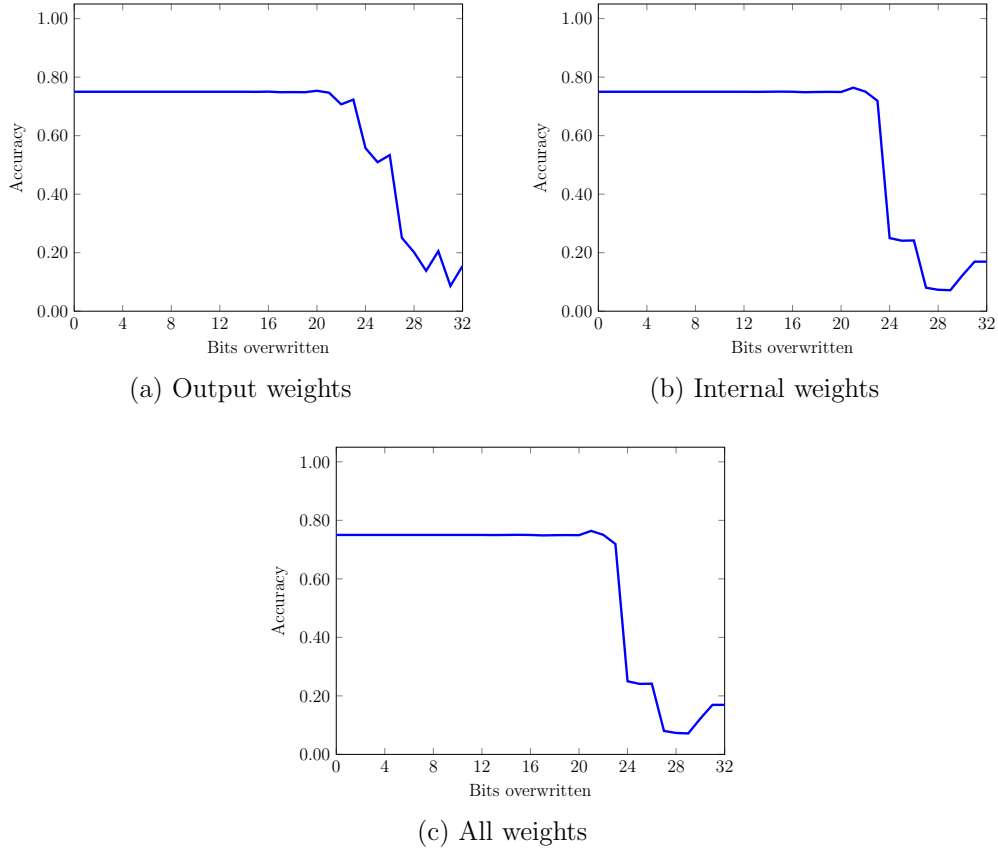


Figure 2: CNN model performance with low-order bits of weights overwritten

We observe that overwriting the low-order 21 bits of the output layer weights does not have any significant effect on the accuracy. However, when the 22nd bit is overwritten, the accuracy drops from 0.7468 to 0.7070, and a large drop to 0.5576 occurs when the low-order 24 bits are overwritten. Finally, another large drop in accuracy is observed when the 27 low-order bits are overwritten, resulting in an accuracy of only 0.2507, and when 29 low-order bits are overwritten, the accuracy is comparable to guessing the labels at random.

In Figures 2(b) and (c) we give the results when information is hidden in the hidden layer weights, and when information is hidden in all of the weights of our trained CNN model, respectively. These results are analogous to the output layer case, but with 22 low-order bits available for information hiding in both, and a sharper drop in accuracy from that point.

In this particular CNN model, there are 1000 weights in the output layer, and 1,624,142 weights in the internal layer, and hence the total number of weights is 1,625,142. As shown in the results in Figure 2(a), we can change the low-order-21 bits of each weight in the output layer without significantly affecting the model performance, which gives the model a steganographic capacity of slightly more than 20.5KB, just in terms of the output layer. The results in Figure 2(b) show

that inserting information into the low-order-22 bits of the weights in the internal layers does not have a negative impact on the model accuracy, which gives the model a steganographic capacity of about 34.0MB in terms of the internal weights. With all weights of the model considered, as shown in Figure 2(c), the low-order 22 bits are again available for information hiding, which give the MLP model a total steganographic capacity of about 34.1MB.

4.3 Transformer Model

Our Transformer model was implemented using the PyTorch modules including `TransformerEncoder`, `TransformerEncoderLayer`, `TransformerDecoderLayer`, `TransformerDecoder`, and `LayerNorm`. The model consists of an embedding layer, a positional encoding layer, a Transformer encoder layer, a Transformer decoder layer, and two linear layers. The input first passes through an embedding layer, which maps each token in the input sequence to a vector in a high-dimensional space. Then, a positional encoding layer is applied to the embedded input sequence to add positional information to the embeddings.

The Transformer encoder layer serves to encode the input sequence and create a representation of it in a high-dimensional space. The encoder layer is composed of a self-attention mechanism and a feedforward neural network layer. The resulting vectors are then passed through a feedforward neural network layer.

Similarly, the Transformer decoder layer takes the encoded input sequence and generates a prediction for each output token. The decoder layer is also composed of self-attention and feedforward neural network layers. However, it additionally received inputs from the encoder layer through a multi-head attention mechanism.

Finally, the output of the Transformer decoder layer is passed through two linear layers, where the first layer maps the output to a lower-dimensional space, and the second layer maps this lower-dimensional representation to the output classes. The model also employs layer normalization and dropout for regularization.

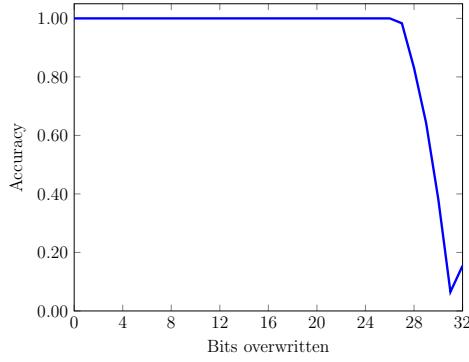
The hyperparameters tested via a grid search are listed in Table 4, with the values selected in boldface. Since there are a large number of hyperparameters in this model, seven of the hyperparameters in Table 4 are fixed values. Our trained transformer model achieved perfect accuracy on the test dataset.

The weights of the output layer were manipulated to explore the effect of overwriting the low-order bits. The resulting accuracies—as a function of the number of bits overwritten—can be seen in Figure 3(a). We observe that up to 26 low-order bits can be overwritten with no adverse effect on the model accuracy. A drop in accuracy from 1.00 to 0.9833 occurs when the low-order-27 bits are overwritten. When the low-order 28 bits of the output layer weights are overwritten, the accuracy of the model drops to 0.8307, and the accuracy plummets thereafter.

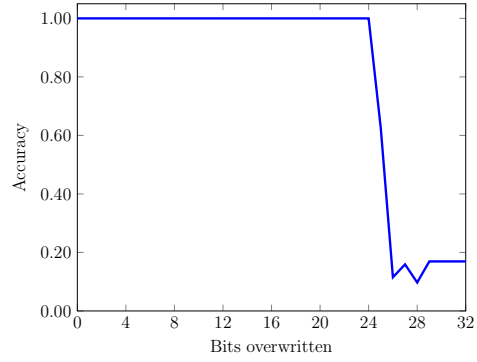
In Figures 3(b) and (c) we give the results when information is hidden in the

Table 4: Transformer model hyperparameters tested

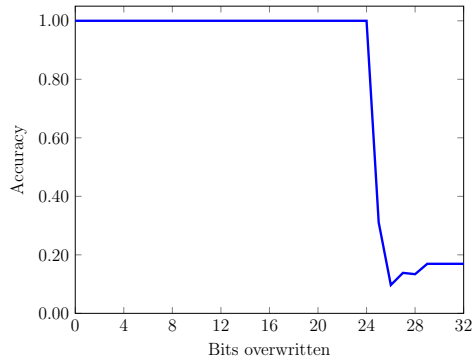
Hyperparameter	Values tested
pad-size	256
batch size	128, 64
max-epoch	20
lr	0.0005, 0.00005
momentum	0.9
hidden-size	256, 512
output	10
bptt	256
ntoken	256
d_model	128 , 256, 512
d_hid	128 , 1024
nlayers	2 , 12
nhead	1 , 8
dropout	0.5



(a) Output weights



(b) Internal weights



(c) All weights

Figure 3: Transformer model performance with low-order bits of weights overwritten

hidden layer weights, and when information is hidden in all of the weights, of our trained Transformer model, respectively. In both of these cases, we are free to hide information in the low-order 24 bit positions with no negative effect on the model, but when we use the low-order 25 bits, model accuracy is severely affected.

In the transformer model, the number of weights in output layer and internal layers are 1280 and 175,681,024, respectively, giving a total of 175,682,304 weights. For the output layer weights, as shown in Figure 3(a), we can overwrite the low-order 26 bits with minimal loss in accuracy, giving a steganographic capacity of 32.5KB, just in terms of the output layer. Considering either the internal weights or all weights, we can hide information in the low 24 bits without any ill effect on the model, giving us a steganographic capacity in excess of 3.92GB for both cases.

5 Conclusion

The primary goal of this research was to determine a reasonable lower bound the stenographic capacity of various learning models. Specifically, we tested Multi-layer Perceptron (MLP), Convolutional Neural Network (CNN), and Transformer models, which were each trained on a dataset of more than 15,000 malware executables from 10 families, with more than 1000 samples for each family.

All of the trained deep learning models underwent the same testing procedure: We first determined the accuracy of each model on the test set, then we embedded information in the n low-order bits of the weights, recomputing the classification accuracy for each n . We experimented with just the output layer weights, just the hidden layer weights, and all of the weights. The results were consistent across all models, in the sense that at least 20 bits per weight can be used to hide information, with minimal effect on the accuracy. In addition, at some point shortly beyond 20 bits, model accuracy deteriorates dramatically. These results hold whether considering the output layer weights, the hidden layer weights, or all weights.

Our experimental results show that the steganographic capacity of the deep learning models we tested is surprisingly high. This is potentially a significant security issue, since such models are ubiquitous, and hence it is to be expected that attackers will try to take advantage of them. Embedding, say, malware in a learning model offers an attack vector that is practical, and could be highly effective in practice.

It would be wise to reduce the steganographic capacity of learning models. Our results indicate that 32-bit weight do not yield a significant improvement in accuracy over what could be achieved with, say, 16-bit weights. With additional work, for specific models, it should be feasible to use even smaller weights—this would be an interesting and potentially valuable area for additional research.

Further research into other popular deep learning models would also be worthwhile. In particular, it would be interesting to determine the steganographic

capacity of pre-trained models, such as VGG-19 and any of the popular ResNet models (e.g., ResNet18, ResNet34, ResNet50, and ResNet101). Further, it would seem that the steganographic capacity of pre-trained models could be greatly reduced, and the creation of “thin” pre-trained models would be of value. It would also be interesting to determine whether more challenging classification problems tend to affect the steganographic capacity of inherently “fat” models. Intuitively, more challenging problems should require more learning to be embedded in the weights, and hence the steganographic capacity might be somewhat lower.

Another area for further investigation would be to combine some aspects of the steganographic capacity work presented in this paper with the work in [28], where information is hidden in weights that are (essentially) unused by the model. By combining both of these approaches, we could obtain a larger steganographic capacity of learning models, with the goal of obtaining a reasonably tight upper bound.

References

- [1] Monika Agarwal. Text steganographic approaches: A comparison. *International Journal of Network Security & Its Applications*, 5(1):91–106, 2013.
- [2] James Anthony. 60 notable machine learning statistics: 2021/2022 market share & data analysis. <https://financesonline.com/machine-learning-statistics/>, 2022.
- [3] Lewis Carroll. *Alice’s Adventures in Wonderland*. Macmillan, 1865. <https://www.gutenberg.org/ebooks/11>.
- [4] Catherine Taylor Clelland, Viviana Risca, and Carter Bancroft. Hiding messages in DNA microdots. *Nature*, 399(6736):533–534, 1999.
- [5] Whitfield Diffie and Martin E. Hellman. New directions in cryptography. *IEEE Transactions on Information Theory*, 22(6):644–654, 1976.
- [6] Nikita Duggal. Top 10 machine learning applications and examples in 2022. <https://www.simplilearn.com/tutorials/machine-learning-tutorial/machine-learning-applications-in-2022>, 2022.
- [7] Andrada Fiscutean. Steganography explained and how to protect against it. <https://www.csoononline.com/article/3632146/steganography-explained-and-how-to-protect-against-it>, 2021.
- [8] John. Word of the day: Steganography. <https://www.secalliance.com/blog/word-day-steganography>, 2017.
- [9] Samuel Kim. Pe header analysis for malware detection. Master’s thesis, San Jose State University, 2018.
- [10] Mohammed Abdul Majeed, Rossilawati Sulaiman, Zarina Shukur, and Mohammad Kamrul Hasan. A review on text steganography techniques. *Mathematics*, 9(21):2829, 2021.

- [11] Microsoft. Trojan:Win32/VB. <https://www.microsoft.com/en-us/wdsi/threats/malware-encyclopedia/articles/default.aspx?threatname=Trojan:Win32/VB>, 2007.
- [12] Microsoft. VirTool:Win32/CeeInject. <https://www.microsoft.com/en-us/wdsi/threats/malware-encyclopedia/articles/default.aspx?threatname=VirTool:Win32/CeeInject>, 2007.
- [13] Microsoft. Win32/Renos. <https://www.microsoft.com/en-us/wdsi/threats/malware-encyclopedia/articles/default.aspx?threatname=Win32/Renos>, 2007.
- [14] Microsoft. Trojan:Win32/BHO.BO. <https://www.microsoft.com/en-us/wdsi/threats/malware-encyclopedia/articles/default.aspx?threatname=Trojan:Win32/BHO.BO>, 2009.
- [15] Microsoft. VirTool:Win32/VBInject. <https://www.microsoft.com/en-us/wdsi/threats/malware-encyclopedia/articles/default.aspx?threatname=VirTool:Win32/VBInject>, 2010.
- [16] Microsoft. Win32/Vobfus. <https://www.microsoft.com/en-us/wdsi/threats/malware-encyclopedia/articles/default.aspx?threatname=Win32/Vobfus>, 2010.
- [17] Microsoft. Win32/Winwebsec. <https://www.microsoft.com/en-us/wdsi/threats/malware-encyclopedia/articles/default.aspx?threatname=Win32/Winwebsec>, 2010.
- [18] Microsoft. Trojan:Win32/Startpage. <https://www.microsoft.com/en-us/wdsi/threats/malware-encyclopedia/articles/default.aspx?threatname=Trojan:Win32/Startpage>, 2011.
- [19] Microsoft. Win32/OnLineGames. <https://www.microsoft.com/en-us/wdsi/threats/malware-encyclopedia/articles/default.aspx?threatname=Win32/OnLineGames>, 2015.
- [20] Microsoft. Adware:Win32/Adload. <https://www.microsoft.com/en-us/wdsi/threats/malware-encyclopedia/articles/default.aspx?threatname=Adware:Win32/Adload>, 2018.
- [21] Rina Mishra and Praveen Bhanodiya. A review on steganography and cryptography. In *2015 International Conference on Advances in Computer Engineering and Applications*, pages 119–122, 2015.
- [22] Jay Selig. What is machine learning? a definition. <https://www.expert.ai/blog/machine-learning-definition/>, 2022.
- [23] Mark Stamp. *Information Security: Principles and Practice*. Wiley, 3rd edition, 2021.
- [24] Mark Stamp. *Introduction to Machine Learning with Applications in Information Security*. Chapman and Hall/CRC, 2nd edition, 2022.
- [25] James Stanger. The ancient practice of steganography: What is it, how is it used and why do cybersecurity pros need to understand it. <https://www.comptia.org/blog/what-is-steganography>, 2020.
- [26] Hind Taud and Jean-Francois Mas. Multilayer perceptron (MLP). In Mar’ia Teresa Camacho Olmedo, Martin Paegelow, Jean-Francois Mas, and Francisco Escobar, editors, *Geomatic Approaches for Modeling Land Change Scenarios*, pages 451–455. Springer, 2018.
- [27] Ashish Vaswani, Noam Shazeer, Niki Parmar, Jakob Uszkoreit, Llion Jones, Aidan N. Gomez, Lukasz Kaiser, and Illia Polosukhin. Attention is all you need. In *Proceedings of the 31st International Conference on Neural Information Processing Systems*, NIPS’17, pages 6000–6010, 2017.

- [28] Zhi Wang, Chaoge Liu, and Xiang Cui. EvilModel: Hiding malware inside of neural network models. <https://arxiv.org/abs/2107.08590>, 2021.
- [29] A. Wieland and C.M. Wallenburg. Dealing with supply chain risks: Linking risk management practices and strategies to performance. *International Journal of Physical Distribution & Logistics Management*, 42(10):887–905, 2012.