

# Stationary state of harmonic chains driven by boundary resetting

Ritwick Sarkar and Pritam Roy

S. N. Bose National Centre for Basic Sciences, Kolkata 700106, India  
E-mail: ritwick.sarkar@bose.res.in

**Abstract.** We study the nonequilibrium steady state (NESS) of an ordered harmonic chain of  $N$  oscillators connected to two walls which undergo diffusive motion with stochastic resetting. The intermittent resetting of the walls effectively emulate two nonequilibrium reservoirs that exert temporally correlated forces on the boundary oscillators. These reservoirs are characterized by the diffusion constants and resetting rates of the walls. We find that, for any finite  $N$ , the velocity distribution of the bulk oscillators remains non-Gaussian, as evidenced by a non-zero bulk kurtosis that decays  $\sim N^{-1}$ . We calculate the spatio-temporal correlation of the velocity of the oscillators  $\langle v_l(t)v_{l'}(t') \rangle$  both analytically as well as using numerical simulation. The signature of the boundary resetting is present at the bulk in terms of the two-time velocity correlation of a single oscillator and the equal-time spatial velocity correlation. For the resetting driven chain, the two-time velocity correlation decay as  $t^{-\frac{1}{2}}$  at the large time, and there exists a non-zero equal-time spatial velocity correlation  $\langle v_l(t)v_{l'}(t') \rangle$  when  $l \neq l'$ . A non-zero average energy current will flow through the system when the boundary walls reset to their initial positions at different rates. This average energy current can be computed exactly in the thermodynamic limit. Numerically we show that the distribution of the instantaneous energy current at the boundary is independent of the system size. However, the distribution of the instantaneous energy current in the bulk approaches a stationary distribution in the thermodynamic limit.

## 1. Introduction

It is worthwhile to understand the nonequilibrium steady state (NESS) of an extended system driven by equilibrium reservoirs to comprehend the transport properties of that system. A paradigmatic model of energy transport in one-dimensional systems was studied by Rieder, Lebowitz, and Lieb in 1967, which consists of a harmonic chain of  $N$  oscillators, driven by two thermal reservoirs at the boundaries [1]. For this model, the thermal driving at the two boundaries leads to a NESS with a nonzero average energy current flowing through the system. Several generalizations — e.g.; inclusion of anharmonic interactions between the oscillators of the chain, pinning potential, and disorders, were studied in the recent past. These studies conclude that these generalizations lead to some nontrivial behavior of the steady state including anomalous transport and nonlinear temperature profile [2–10].

The action of nonequilibrium reservoirs, which do not satisfy fluctuation-dissipation theorem (FDT) [11], on single probe particles leads to unusual features like anomalous relaxation dynamics, negative viscosity, modification of equipartition theorem, etc [12–22]. Recently, the NESS of a harmonic chain driven by active baths (nonequilibrium bath) is studied in Ref. [23, 24]. Here we model a nonequilibrium reservoir using stochastic resetting. Briefly, in our model, the boundary oscillators of a harmonic chain are attached to two walls that perform free diffusion with intermittent resetting. These walls act as nonequilibrium reservoirs at the two ends and the effect of these reservoirs on the NESS of the harmonic chain is studied in detail in this work.

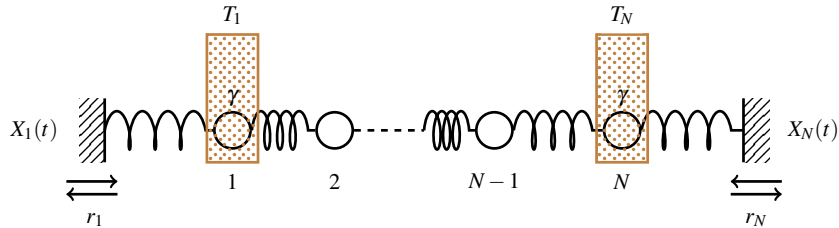
Stochastic resetting is the process where the dynamics of a system stochastically stop and restart from some predefined condition [25]. The paradigmatic example is where the position of a Brownian particle resets to a fixed point in space with some specific rate [26]. This leads to some substantial consequences like — a non-trivial stationary state, finite mean first passage time, and anomalous relaxation behavior. Stochastic resetting has been investigated regarding other nonequilibrium processes — e.g. nonequilibrium bath [27], diffusion in a logarithmic potential [28], telegraphic process [29], Lévy flights [30, 31], coagulation process [32], particle transport [33–36], Run-and-tumble particles [37, 38], geometric Brownian motion [39], extreme value statistics [40], work fluctuations [41] etc.

In this paper, we study the NESS of a harmonic chain with  $N$  oscillators connected to two boundary walls that are undergoing free diffusion with intermittent resetting at different rates. These walls exert exponentially correlated force on the boundary oscillators and the strength of the force is characterized by the diffusion constant and resetting rate of the specific wall [42]. The resetting walls exert a drive that leads to a NESS with an average nonzero energy current flowing through the system. The average energy current can be easily calculated from the formalism used in Ref. [23]. We find that the velocity distribution of the bulk oscillator reaches the Gaussian distribution only at a thermodynamically large system size. The velocity distributions of the boundary oscillators are found to be size-independent with exponentially decaying tails. Numerical simulation results confirm that the kurtosis of the velocity of the bulk oscillators decay as  $N^{-1}$ . We also calculate the two-point spatio-temporal correlation of the velocity of the bulk oscillators. We find that at large time, the two-time velocity correlation  $\langle v_l(t)v_l(0) \rangle$  decay as  $t^{-\frac{1}{2}}$  and there exists a non-zero equal-time spatial velocity correlation  $\langle v_l(t)v_{l'}(t) \rangle$  in the bulk when  $l \neq l'$ . Instantaneous energy current distribution at the bulk reaches a stationary distribution in the thermodynamic limit. The exact expression of this stationary distribution is calculated in Ref. [24]. In contrast, the distribution of instantaneous energy current at the boundary remains size independent. We also discuss the effective thermal limit which is achieved at a high resetting rate.

The paper is organized as follows; in Sec. 2, we define the model and summarize our key findings. In Sec. 3, we discuss the velocity distribution and kurtosis profile of velocity. The two-point spatio-temporal correlation of the velocity for the resetting

driven chain is discussed in Sec. 4. Sec. 5 and Sec. 6 are devoted to the distribution of instantaneous energy current and the effective thermal limit. We conclude in Sec. 7 along with some general remarks.

## 2. Model and Results



**Figure 1.** Schematic figure of a linear chain of oscillators connected to two walls that perform free diffusion and reset to the initial position with different rates. The boundary oscillators are also attached to two Langevin baths of temperature  $T_1$  and  $T_N$ .

We consider a chain of  $N$  oscillators, each of mass  $m$ , coupled to its nearest neighbors by springs of stiffness constant  $k$ . Two boundary oscillators are in contact with Langevin heat baths at temperatures  $T_1$  and  $T_N$ . These heat baths exert white noises as well as damping forces, proportional to the velocities, on the boundary oscillators. The boundary oscillators are also attached to two walls with springs of the same stiffness constant. These walls perform free diffusion and undergo intermittent resetting to their initial positions with different rates  $r_1$  and  $r_N$ . We denote the displacement of the  $l$ -th oscillator from its equilibrium position as  $x_l$  and the displacements of the left and right resetting walls as  $X_1$  and  $X_N$  respectively. These moving walls exert stochastic forces on the boundary oscillators due to the intermittent resetting dynamics. The equations of motion of the oscillators are,

$$m\ddot{x}_l = \begin{cases} -k(2x_1 - x_2) + f_1 - \gamma\dot{x}_1 + \xi_1, & \text{when } l = 1, \\ -k(2x_l - x_{l-1} - x_{l+1}), & \forall l \in [2, N-1], \\ -k(2x_N - x_{N-1}) + f_N - \gamma\dot{x}_N + \xi_N. & \text{when } l = N. \end{cases} \quad (1)$$

$f_1 = kX_1$  and  $f_N = kX_N$  are the stochastic forces exerted by the boundary walls.  $\xi_1$  and  $\xi_N$  are white noise from the Langevin heat bath acting on the boundary oscillators and satisfy the fluctuation-dissipation relation [11],

$$\langle \xi_i(t) \xi_j(t') \rangle = 2\gamma T_i \delta_{ij} \delta(t - t') \quad \text{and } i, j = 1, N. \quad (2)$$

$T_1$  and  $T_N$  are the temperatures of the thermal reservoir at the two ends of the chain.  $\gamma$  is the damping coefficient of the respective reservoir. Note that, we assume the motion of the wall is independent of the boundary oscillators.

The boundary walls perform free diffusion with Poisson resetting [25, 26]. In a small time interval  $\Delta t$ , the position of the  $i$ -th wall, relative to its equilibrium position, is updated by the following procedure [25],

$$X_i(t + \Delta t) = \begin{cases} 0 & \text{with probability } r_i \Delta t, \\ X_i(t) + \sqrt{2D\Delta t} \eta_i(t) & \text{with probability } 1 - r_i \Delta t, \text{ and } i = 1, N, \end{cases} \quad (3)$$

where  $D$  is the diffusion constant and  $\eta_i(t)$  has mean and second moment,  $\langle \eta_i(t) \rangle = 0$ , and  $\langle \eta_i(t) \eta_j(t) \rangle = \delta_{ij}$ . The auto-correlation of the position  $X_i(t)$  is given by [42],

$$\langle X_i(t) X_j(t') \rangle = \delta_{ij} \frac{2D}{r_i} e^{-r_i |t-t'|}, \quad (4)$$

Here we assume the same  $D$  for both boundary walls.

Similarly, the stochastic forces,  $f_1 = kX_1$  and  $f_N = kX_N$  are also correlated as,

$$\langle f_i(t) f_j(t') \rangle = \delta_{ij} a_i^2 e^{-r_i |t-t'|} \quad \text{with} \quad a_i^2 = \frac{2Dk^2}{r_i} \quad i = 1, N, \quad (5)$$

here  $a_i$  is the strength of the noise coming from the  $i$ -th resetting wall. The stochastic force  $f_i(t)$  acting on the boundary oscillator violates the fluctuation-dissipation relation. For a resetting driven linear chain, the equations of motion Eq. (1) can be solved in the frequency domain,

$$x_l(t) = \int_{-\infty}^{\infty} \frac{d\omega}{2\pi} e^{-i\omega t} [G_{l1}(\omega) \tilde{f}_1(\omega) + G_{lN}(\omega) \tilde{f}_N(\omega)]. \quad (6)$$

Here  $G(\omega)$  denotes the Green's function matrix [See Appendix A for a detailed derivation] and  $\tilde{f}_i(\omega)$  is the Fourier transform of  $f_i(t)$  with respect to  $t$ . The two-point correlation of the  $\tilde{f}_i(\omega)$  is,

$$\langle \tilde{f}_i(\omega) \tilde{f}_j(\omega') \rangle = 2\pi \delta_{ij} \tilde{g}(\omega, r_i) \delta(\omega + \omega') \quad \text{and} \quad \tilde{g}(\omega, r_i) = \frac{2a_i^2 r_i}{r_i^2 + \omega^2}, \quad (7)$$

where  $\tilde{g}(\omega, r_i)$  is the frequency spectrum of the resetting force.

It can be easily shown that for the harmonic chain, the average energy current has two independent components— a thermal component,  $J_{\text{therm}}$  and a resetting component  $J_r$ .  $J_{\text{therm}}$  is proportional to the temperature difference at the two ends of the chain,  $T_1 - T_N$ , and  $J_r$  will depend on the resetting rates of the boundary walls. The main objective of this paper is to characterize the NESS driven by the boundary resetting and we choose  $T_1 = T_N = 0$  for the rest of the calculation. In this paper the numerical simulations are done using the scheme of [43] which are accurate to order  $(\Delta t)^2$ .

Before going into the detailed discussion, a summary of the result is presented.

- **Velocity fluctuation:** We measure the velocity distribution of the oscillators  $P(v_l)$  in the NESS. We find that,  $P(v_l)$  of the bulk oscillators approach Gaussian distribution in the thermodynamic limit,  $N \rightarrow \infty$  with width  $\hat{T}_{\text{bulk}} = m \langle \dot{x}_l^2 \rangle$ ,

which is a measure of the kinetic temperature. To characterize the finite size-dependence, we measure the kurtosis profile of velocity,  $\kappa_l = \langle v_l^4 \rangle / \langle v_l^2 \rangle^2 - 3$ . We find that for the bulk oscillators,  $\kappa_l$  decays as  $N^{-1}$ . The velocity distributions of the boundary oscillators [ $P(v_1)$  or  $P(v_N)$ ] are found to be size-independent as well as non-Gaussian.

- **Spatio-temporal correlation of velocity:** Another physical observable of interest is the spatio-temporal velocity correlation of the oscillators  $\langle v_l(t)v_{l'}(t') \rangle$ , in the steady state. We calculate two-time velocity correlation of single oscillator ( $\langle v_l(t)v_l(t') \rangle$ ) and equal-time spatial velocity correlation ( $\langle v_l(t)v_{l'}(t) \rangle$ ) for resetting driven chain explicitly. We show that in the thermodynamic limit, the two-time velocity correlation of a single oscillator in the bulk is,

$$\langle v_l(t)v_l(t') \rangle = \frac{1}{\gamma m} \int_0^\pi \frac{dq}{2\pi} \cos \left[ \omega_c \sin \left( \frac{q}{2} \right) (t - t') \right] \left[ \frac{a_1^2 r_1}{r_1^2 + \omega_c^2 \sin^2 \frac{q}{2}} + \frac{a_N^2 r_N}{r_N^2 + \omega_c^2 \sin^2 \frac{q}{2}} \right]. \quad (8)$$

where  $\omega_c = 2\sqrt{k/m}$ . When  $t - t' \gg \omega_c^{-1}$ ,  $\langle v_l(t)v_l(t') \rangle \propto J_0(\omega_c(t - t'))$ , here  $J_0(z)$  is the Bessel function of first kind [44]. Equal-time spatial velocity correlation in thermodynamic limit is given by,

$$\langle v_l(t)v_{l'}(t) \rangle = \frac{1}{2\gamma} \left[ a_1^2 \theta(r_1, l, l') + a_N^2 \theta(r_N, l, l') \right]. \quad (9)$$

where,

$$\theta(r_i, l, l') = \frac{r_i}{mr_i^2 + 4k} {}_3\tilde{F}_2 \left[ 1/2, 1, 1; 1 - l' + l, 1 + l' - l; \frac{4k}{4k + mr_i^2} \right]. \quad (10)$$

Here  $l' - l$  is an integer and  ${}_p\tilde{F}_q$  is a generalized regularized hypergeometric function [44].

- **Fluctuation of energy current:** We also measure the distribution of instantaneous energy current flowing through the system in the steady state. For the resetting driven oscillator chain, the distribution of instantaneous energy current at the bulk,  $\mathcal{J}_l$  is found to approach

$$P(\mathcal{J}_l) = \frac{1}{\pi \sqrt{g_l}} e^{\frac{J_r}{g_l} \mathcal{J}_l} K_0 \left( \frac{u_l}{g_l} |\mathcal{J}_l| \right). \quad (11)$$

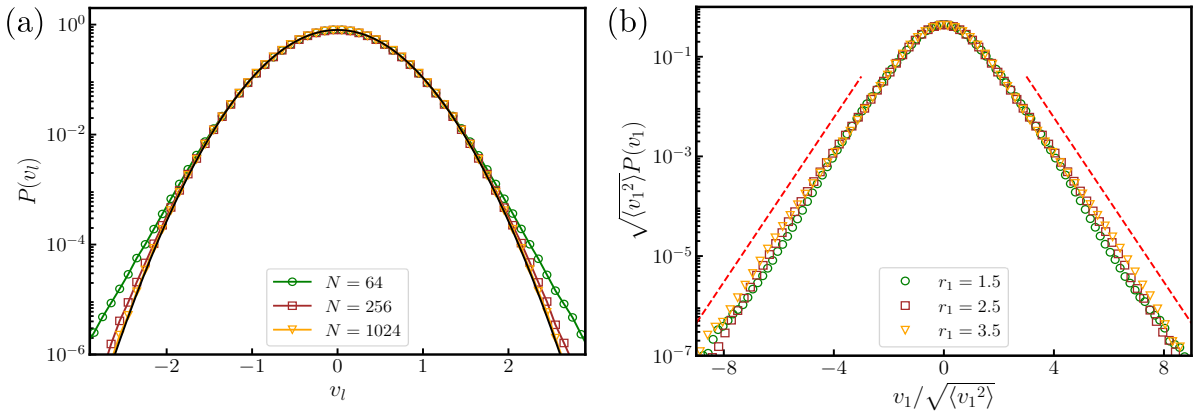
in the thermodynamic limit. Here  $K_0(z)$  is the zeroth-order modified Bessel function of the second kind and the definition of  $J_r$ ,  $g_l$  and  $u_l$  is given in Eq. (32) and Eq. (35). The numerical simulation also confirms that the distribution of instantaneous energy current at the boundary  $\mathcal{J}_1$ , is size-independent.

- **Effective thermal limit:** At high resetting rate, the  $i$ -th boundary wall acts as effective Langevin bath with effective temperature  $T_i^{\text{eff}}$ . In this limit, the known result of the average energy current for a thermally driven oscillator chain is recovered [1]. The equal-time spatial velocity correlation also becomes uncorrelated for  $l \neq l'$  in this effective thermal limit.

### 3. Velocity distribution and kurtosis profile of the velocity

The probability distributions of the velocity of the constituent oscillators play an important role in characterizing the NESS of the driven oscillator chain. For thermally or activity-driven oscillator chains, the velocity distributions of the oscillators at the bulk are found to be Gaussian with its width given by local kinetic temperature  $\hat{T}_{\text{bulk}} = m\langle v_l^2 \rangle$  [1, 24]. However, the velocity distribution of boundary oscillators depends on the specific dynamics of driving. For resetting driven harmonic chain also, we first measure the velocity distributions of bulk and boundary oscillators for different system sizes and different resetting rates at the two boundaries.

#### 3.1. Distribution of velocity



**Figure 2.** (a) Velocity distribution of the bulk oscillator,  $l = N/2$  measured from simulation with chains of different sizes for the same resetting rate,  $r_1 = r_N = 2.5$ . The black solid line corresponds to the Gaussian distribution Eq. (13). (b) The plot of the scaled velocity distribution of the oscillator at the left boundary for fixed  $r_N = 2.5$  and three different values of  $r_1$ . The symbols denote the numerical simulation with a chain of  $N = 1024$ . Other parameters are  $D = m = \gamma = k = 1$ .

The velocity of the  $l$ -th oscillator for resetting driven chain is [from Eq. (6)],

$$v_l(t) = \int_{-\infty}^{\infty} \frac{d\omega}{2\pi} e^{-i\omega t} (-i\omega) [G_{l1}(\omega) \tilde{f}_1(\omega) + G_{lN}(\omega) \tilde{f}_N(\omega)], \quad (12)$$

and we numerically measure the velocity distribution of the bulk oscillators  $P(v_l)$  for different system sizes. In Fig. 2(a), the numerically measured  $P(v_l)$  is plotted for different system sizes. For any finite  $N$ ,  $P(v_l)$  shows significant deviation at the tails from the Gaussian distribution with standard deviation  $\hat{T}_{\text{bulk}}$ . However, the deviation tends to decrease with an increase in system size. Therefore we conclude that,

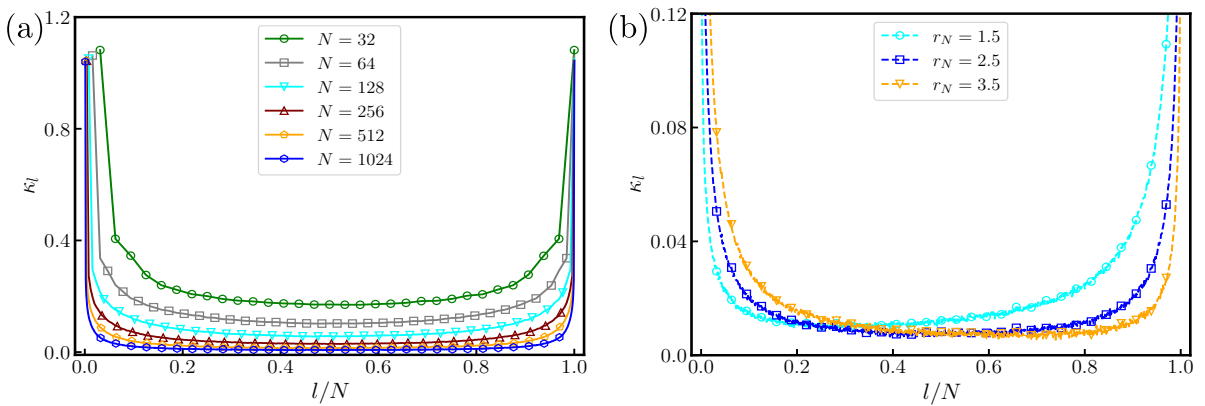
$$\text{For } N \rightarrow \infty, \quad P(v_l) = \frac{1}{\sqrt{2\pi\hat{T}_{\text{bulk}}}} \exp\left(\frac{-mv_l^2}{2\hat{T}_{\text{bulk}}}\right), \quad (13)$$

where the value of kinetic temperature at the bulk is [see Appendix B.1 for the derivation],

$$\hat{T}_{\text{bulk}} = \frac{a_1^2}{2\gamma\sqrt{r_1^2 + \frac{4k}{m}}} + \frac{a_N^2}{2\gamma\sqrt{r_N^2 + \frac{4k}{m}}}. \quad (14)$$

The scaled velocity distribution of the oscillator at the left boundary is shown in Fig. 2(b). Here the numerically measured velocity distribution  $P(v_1)$  is scaled with numerically measured  $\sqrt{\langle v_1^2 \rangle}$ , which shows a scaling collapse. The numerical simulation also indicates that the velocity distribution of the boundary oscillator has an exponentially decaying tail [which is shown with the red dashed line in Fig. 2(b)]. Note that, numerical simulations with different system sizes suggest, unlike velocity distributions of the bulk oscillators,  $P(v_l)$ , the velocity distribution of the boundary oscillator  $P(v_1)$  [or  $P(v_N)$ ] is size-independent, [see the Fig. C1 in Appendix C].

### 3.2. Kurtosis profile of velocity



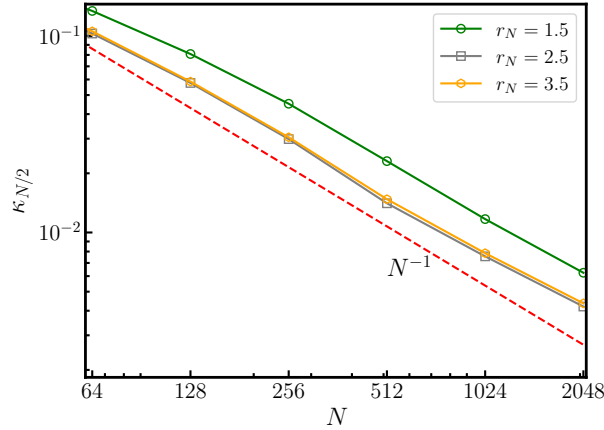
**Figure 3.** (a) Numerically measured velocity kurtosis profile for the same resetting rate at the two ends,  $r_1 = r_N = 2.5$  with chains of different sizes. (b) Velocity kurtosis profile for a chain of  $N = 1024$  for fixed  $r_1 = 2.5$  and different  $r_N$ , other parameters are  $D = m = \gamma = k = 1$ .

To characterize the finite size dependence of the velocity distribution of the bulk oscillators, we measure the kurtosis profile of velocity. The definition of the kurtosis of the velocity of the  $l$ -th oscillator is,

$$\kappa_l = \frac{\langle v_l^4 \rangle}{\langle v_l^2 \rangle^2} - 3. \quad (15)$$

If the velocity distribution of the  $l$ -th oscillator is Gaussian, then the  $\kappa_l = 0$ . Typically the distribution will have a fatter tail when  $\kappa_l > 0$ . We compute the velocity kurtosis profile for different system sizes using numerical simulation. In Fig. 3(a),  $\kappa_l$  for different system sizes is plotted for  $r_1 = r_N$  and from this plot, it is clear that the value of the kurtosis at the bulk decreases as the system size increases. In Fig. 3(b)  $\kappa_l$  for a chain of length  $N = 1024$  is plotted for a fixed value of  $r_1$  and three different values of  $r_N$ .

The velocity kurtosis profile is symmetric for  $r_1 = r_N$ . It is clear from Fig. 3(b) that the velocity distribution of the bulk oscillators will reach the Gaussian distribution if the resetting rate is high. However, the boundary oscillators will have a fatter tail even at a higher resetting rate.



**Figure 4.** Numerically measured velocity kurtosis of the  $l$ -th oscillator at the bulk (where  $l = N/2$ ) as a function of system size  $N$  for fixed  $r_1 = 2.5$  and different value of  $r_N$ . Other parameters are  $D = m = \gamma = k = 1$  and the red dashed line shows  $\sim N^{-1}$  decay.

It is intriguing to investigate the system size dependence of the velocity kurtosis profile, therefore we numerically estimate  $\kappa_{\text{bulk}}$  [ $\kappa_l$  at  $l = N/2$ ] with increasing system size  $N$  for fixed  $r_1$  and three different values of  $r_N$ . The result is shown in Fig. 4. From the result of numerical simulation, we conclude that,

$$\kappa_{\text{bulk}} \sim N^{-1}. \quad (16)$$

Therefore only in the thermodynamic limit, the velocity distributions of the bulk oscillators become Gaussian.

#### 4. Spatio-temporal correlation of velocity

Correlation functions play an important role in characterizing transport processes. For example, the integral of equilibrium velocity-velocity correlation  $\langle v(t)v(t') \rangle$  is related to the diffusion coefficient of a Brownian particle. For thermally driven transport in the mass-disordered harmonic chain, the two-time correlation of the current determines the asymptotic size dependence of the current fluctuation in the steady state [45]. In this section, we discuss the two-point spatio-temporal correlation of velocity  $\langle v_l(t)v_{l'}(t') \rangle$  in the bulk.

Using Eq. (12), we can write the two-point spatio-temporal correlation of velocity as,

$$\langle v_l(t)v_{l'}(t') \rangle = \int_{-\infty}^{\infty} \frac{d\omega}{2\pi} \omega^2 e^{-i\omega(t-t')} [G_{l1}(\omega)G_{l'1}^*(\omega)\tilde{g}(\omega, r_1) + G_{lN}(\omega)G_{l'N}^*(\omega)\tilde{g}(\omega, r_N)]. \quad (17)$$



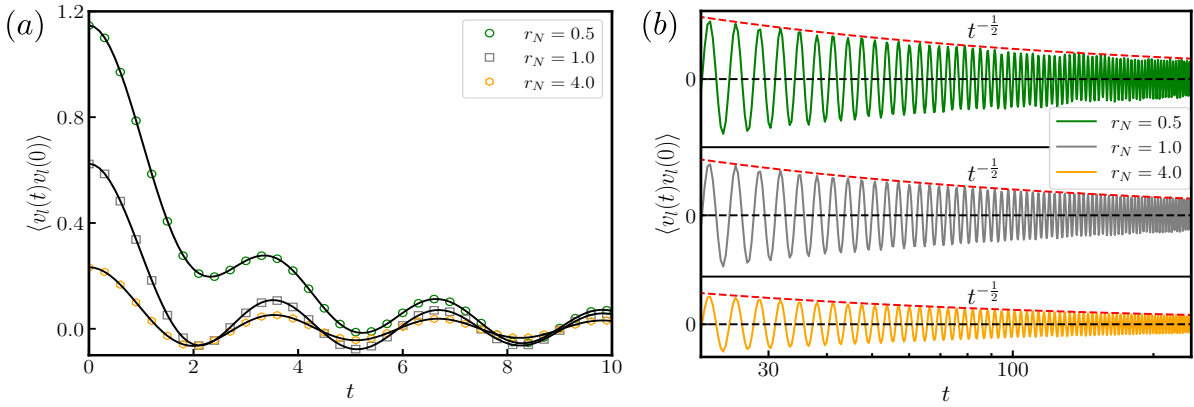
In the following, we calculate the two-time velocity correlation of a single oscillator  $\langle v_l(t)v_l(t') \rangle$  and equal-time spatial velocity correlation  $\langle v_l(t)v_{l'}(t) \rangle$  in the stationary state explicitly for resetting driven chain.

#### 4.1. Two-time velocity correlation of single oscillator

In the stationary state, the two-time velocity correlation of a single oscillator,  $\langle v_l(t)v_l(t') \rangle$  is a function of  $t - t'$  [see Eq. (17)]. To simplify the calculation, we consider  $\langle v_l(t)v_l(0) \rangle$  which can be written as,

$$\langle v_l(t)v_l(0) \rangle = \int_{-\infty}^{\infty} \frac{d\omega}{2\pi} \omega^2 e^{-i\omega t} [ |G_{l1}(\omega)|^2 \tilde{g}(\omega, r_1) + |G_{lN}(\omega)|^2 \tilde{g}(\omega, r_N) ]. \quad (18)$$

The above equation has two separate contributions coming from two resetting walls at



**Figure 5.** Plot of  $\langle v_l(t)v_l(0) \rangle$  as a function of time for fixed  $r_1 = 1.0$  and three different value of  $r_N$ . Symbols correspond to the data obtained from numerical simulation with a chain of  $N = 256$ . The black solid line corresponds to Eq. (21). In the inset, large time behavior is shown along with the red dashed line which corresponds to  $1/\sqrt{t}$  behavior. The other parameters are  $D = m = \gamma = k = 1$ .

the two boundaries and we can write,

$$\langle v_l(t)v_l(0) \rangle = a_1^2 C(r_1, t) + a_N^2 C(r_N, t). \quad (19)$$

where  $C(r_i, t)$  is the contribution from the  $i$ -th resetting wall. For the oscillators in the bulk [ $1 \ll l \ll N$ ],  $C(r_i, t)$  can be computed explicitly, and takes a simple form in the thermodynamic limit,

$$C(r_i, t) = \frac{r_i}{\gamma m} \int_0^\pi \frac{dq}{2\pi} \frac{\cos \left[ \omega_c t \sin \left( \frac{q}{2} \right) \right]}{r_i^2 + \omega_c^2 \sin^2 \frac{q}{2}}, \quad (20)$$

see Appendix B for the detailed derivation. Combining the contributions from both the reservoirs, we can write  $\langle v_l(t)v_l(0) \rangle$  in the thermodynamic limit as,

$$\langle v_l(t)v_l(0) \rangle = \frac{1}{\gamma m} \int_0^\pi \frac{dq}{2\pi} \cos \left[ \omega_c t \sin \left( \frac{q}{2} \right) \right] \left[ \frac{a_1^2 r_1}{r_1^2 + \omega_c^2 \sin^2 \frac{q}{2}} + \frac{a_N^2 r_N}{r_N^2 + \omega_c^2 \sin^2 \frac{q}{2}} \right]. \quad (21)$$

The above integral can be evaluated numerically for arbitrary values of  $t$ . This is illustrated in Fig 5(a) where the symbols correspond to the data obtained from numerical simulation for a fixed  $r_1$  and different values of  $r_N$ . The black solid lines in Fig 5(a) correspond to the numerical integration of Eq. (21).

It is difficult to get the closed form of Eq. (21). However, it is possible to predict the small and large time behavior of  $\langle v_l(t)v_l(0) \rangle$ . For very small value of  $t$  or  $t \ll \omega_c^{-1}$ ,  $\cos[\omega_c t \sin(q/2)]$  can be expanded upto second order in time  $t$ . Therefore, for small value of  $t$ ,  $\langle v_l(t)v_l(0) \rangle$  is proportional to  $t^2$ . Similarly, when  $t \gg \omega_c^{-1}$ , the integral can be performed exactly [see Appendix B.1 for the detailed derivation]. In this large time limit,

$$\langle v_l(t)v_l(0) \rangle \simeq \left[ \frac{a_1^2 r_1}{2\gamma(mr_1^2 + 4k)} + \frac{a_N^2 r_N}{2\gamma(mr_N^2 + 4k)} \right] J_0(\omega_c t), \quad (22)$$

where  $\omega_c = 2\sqrt{k/m}$ , and  $J_0(z)$  is the Bessel function of the first kind. In Fig 5(b) numerically measured  $\langle v_l(t)v_l(0) \rangle$  ( $l = N/2$ ) is plotted for large  $t$ , which is an oscillatory function of  $t$  and the envelope of  $\langle v_l(t)v_l(0) \rangle$  seemed to decay as  $t^{-\frac{1}{2}}$ , this is similar to the behavior of  $J_0(\omega_c t)$  when  $t \gg \omega_c^{-1}$ .

#### 4.2. Equal-time spatial velocity correlation

Equal-time spatial velocity correlation,  $\langle v_l(t)v_{l'}(t) \rangle$ , can be calculated by taking  $t = t'$  in Eq. (17).

$$\langle v_l(t)v_{l'}(t) \rangle = \int_{-\infty}^{\infty} \frac{d\omega}{2\pi} \omega^2 [G_{l1}(\omega)G_{l'1}^*(\omega)\tilde{g}(\omega, r_1) + G_{lN}(\omega)G_{l'N}^*(\omega)\tilde{g}(\omega, r_N)]. \quad (23)$$

In the stationary state  $\langle v_l(t)v_{l'}(t) \rangle$  does not depend on the time and has two separate contributions coming from the two walls performing intermittent resetting. Therefore  $\langle v_l(t)v_{l'}(t) \rangle$  can be written as,

$$\langle v_l(t)v_{l'}(t) \rangle = a_1^2 \theta(r_1, l, l') + a_N^2 \theta(r_N, l, l'). \quad (24)$$

In the bulk, i.e.  $1 \ll l, l' \ll N$ , the contribution from the  $i$ -th wall in the limit  $N \rightarrow \infty$  is [see Appendix B for detailed derivation],

$$\theta(r_i, l, l') = \frac{r_i^2}{2\pi\gamma} \int_0^\pi dq \frac{\cos(l'q - lq)}{mr_i^2 + 4k \sin^2 \frac{q}{2}} \quad (25)$$

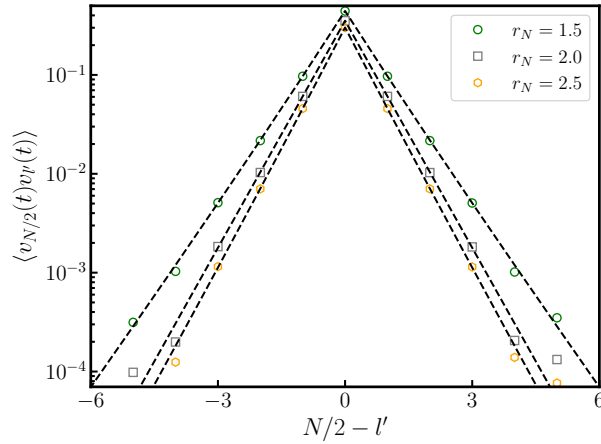
where,

$$\theta(r_i, l, l') = \frac{r_i}{mr_i^2 + 4k} {}_3\tilde{F}_2 \left[ 1/2, 1, 1; 1 - l' + l, 1 + l' - l; \frac{4k}{4k + mr_i^2} \right] \text{ and } l' - l \in \mathbb{I}. \quad (26)$$

Here  ${}_p\tilde{F}_q$  is generalized regularized hypergeometric function [44]. Combining the contribution of both reservoirs we arrive at,

$$\langle v_l(t)v_{l'}(t) \rangle = \frac{a_1^2}{2\gamma} \theta(r_1, l, l') + \frac{a_N^2}{2\gamma} \theta(r_N, l, l'). \quad (27)$$

In Fig 6 we plotted numerically measured  $\langle v_l(t)v_{l'}(t) \rangle$  for a fixed value of  $r_1$  and different values of  $r_N$  which matches with the analytic prediction, Eq. (27) well.



**Figure 6.** Plot of  $\langle v_{N/2}(t)v_{l'}(t) \rangle$  as a function of  $N/2 - l'$  for fixed  $r_1 = 2.0$  and three different value of  $r_N$ . Symbols correspond to the data obtained from numerical simulation with a chain of size  $N = 64$ . The black dashed lines correspond to Eq. (27) with  $l - l'$  as an integer. The other parameters are the same as the previously mentioned simulations.

## 5. Fluctuation and second moment of instantaneous energy current

The definition of instantaneous energy current from the left reservoir to the system is,

$$\mathcal{J}_1 = (-\gamma v_1 + f_1)v_1. \quad (28)$$

Similarly instantaneous energy current from the right reservoir to the system is

$$\mathcal{J}_{N+1} = (-\gamma v_N + f_N)v_N. \quad (29)$$

In the bulk, the expression for the instantaneous energy current between  $l - 1$ th and  $l$ -th oscillator,

$$\mathcal{J}_l = \frac{k}{2} (v_{l-1} + v_l) (x_{l-1} - x_l). \quad (30)$$

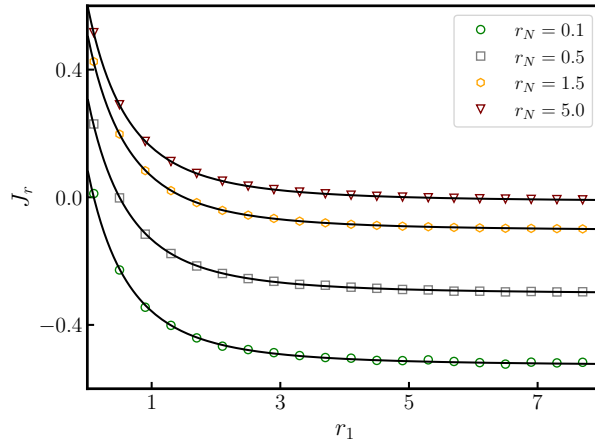
The steady state of the resetting-driven harmonic chain is characterized by the existence of non-zero average energy flux through the chain. In NESS, the average energy current flowing through the chain is,

$$J_r = \langle \mathcal{J}_1 \rangle = \langle \mathcal{J}_2 \rangle = \dots = \langle \mathcal{J}_l \rangle = \dots = -\langle \mathcal{J}_{N+1} \rangle. \quad (31)$$

The analytical expression of the average energy current  $J_r$  can be calculated easily following the method described in Ref. [23]. For completeness, we quote the result here.

$$J_r = \frac{m}{4\gamma^2} \left[ a_1^2 \zeta(r_1) - a_N^2 \zeta(r_N) \right] \quad \text{where} \quad \zeta(r_j) = \frac{r_j k^2 \left( \sqrt{1 + \frac{4\gamma^2}{mk}} - 1 \right) + r_j^3 \gamma^2 \left( 1 - \sqrt{1 + \frac{4k}{mr_j^2}} \right)}{(k^2 - r_j^2 \gamma^2)}. \quad (32)$$

In Fig.7, we have shown the plot of average energy current  $J_r$  for fixed  $r_1$  and different  $r_N$  along with the analytical prediction Eq. (32). In the next subsection, we



**Figure 7.** Plot of average energy current  $J_r$  as functions of resetting rate  $r_1$  for different values of  $r_N$ . Symbols obtained from the numerical simulation with  $N = 1024$  oscillators and other parameters are  $D = m = \gamma = k = 1$ . Black solid lines correspond to Eq. (32).

will discuss the distribution of the instantaneous energy current at the bulk and the boundary.

### 5.1. Distribution of instantaneous energy current at the bulk

In Ref. [24], the distribution of instantaneous energy current in NESS is derived. The derivation is exact when joint distribution of  $\{v_{l-1}, v_l, x_{l-1}, x_l\}$  is a multivariate Gaussian [24],

$$\mathcal{P}(v_{l-1}, v_l, x_{l-1}, x_l) = \frac{\exp\left[-\frac{1}{2}W_l^T \mathcal{E}_l^{-1} W_l\right]}{\sqrt{(2\pi)^4 \det(\mathcal{E}_l)}}, \quad (33)$$

where,  $W_l^T = (v_{l-1} \ v_l \ x_{l-1} \ x_l)$  and  $\mathcal{E}_l$  is the corresponding  $4 \times 4$  correlation matrix. Therefore, the instantaneous current distribution,  $P(\mathcal{J}_l)$  is,

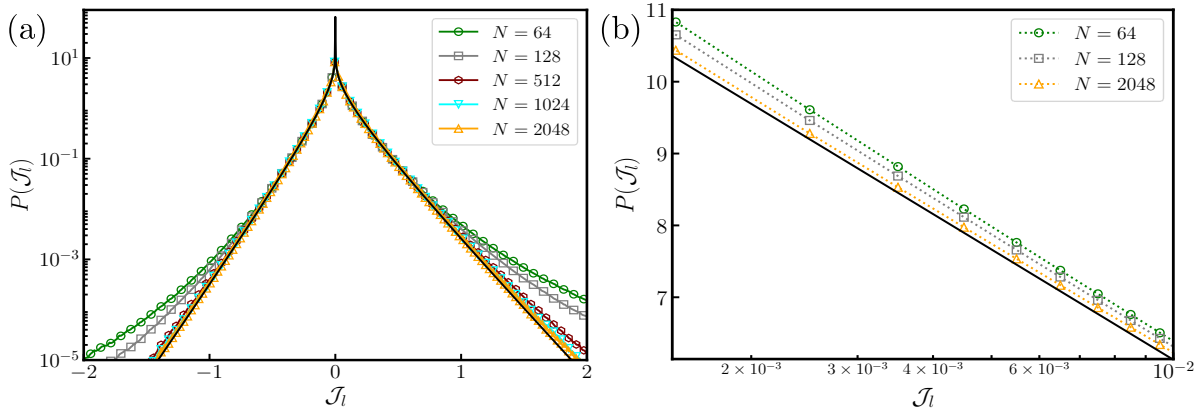
$$P(\mathcal{J}_l) = \frac{1}{\pi \sqrt{g_l}} \exp\left(\frac{J}{g_l} \mathcal{J}_l\right) K_0\left(\frac{u_l}{g_l} |\mathcal{J}_l|\right). \quad (34)$$

Here  $K_0(z)$  is the zeroth-order modified Bessel function of the second kind, and  $J$  is the average energy current flowing through the system. Also  $g_l$  and  $u_l$  are given by,

$$g_l = \frac{k\hat{T}_{\text{bulk}}}{2} [\hat{T}_{\text{bulk}} + \langle v_{l-1} v_l \rangle] - J^2, \quad \text{and} \quad u_l = \sqrt{g_l + J^2}. \quad (35)$$

$\langle v_{l-1} v_l \rangle$  is equal time spatial velocity correlation for a driven harmonic chain.

In Sec. 3.1, we have shown that the velocity distribution of the bulk oscillators of the resetting driven harmonic chain approaches the expected Gaussian distribution Eq. (13) for thermodynamically large system size. In Sec. 3.2, our numerical simulation results have suggested that the kurtosis of the velocity of the bulk oscillators  $\kappa_l$ , is inversely proportional to the system size  $N$ . Therefore, the velocity distribution of the



**Figure 8.** (a) Numerically measured distribution of instantaneous current distribution at bulk  $P(\mathcal{J}_l)$  for different resetting rate at boundary,  $r_1 = 2.5$  and  $r_N = 3.5$ . In (b), the behavior of  $P(\mathcal{J}_l)$  near the origin is shown. The black solid line in both (a) and (b) corresponds to Eq. (34) and Eq.(36) respectively. Other parameters are set at  $D = m = \gamma = k = 1$ .

$l$ -th oscillator in the bulk is Gaussian only when  $N \rightarrow \infty$ . Let us assume that the joint probability distribution of  $\{x_l, v_l\}$  of the bulk oscillators,  $\mathcal{P}(\{x_l, v_l\})$  is a multivariate Gaussian in this thermodynamic limit. Therefore, we can expect that the distribution of the instantaneous energy current at the bulk,  $P(\mathcal{J}_l)$  can be expressed as Eq. (34), with average energy current flowing through the system  $J_r$  [given in Eq. (32)]. The other parameters in Eq. (35) are also calculated for the resetting driven chain [see Eq. (14) and Eq. (27)].

In Fig. 8(a), numerically measured  $P(\mathcal{J}_l)$  of different system sizes are plotted for different  $r_1$  and  $r_N$ . For a large system size (e.g.  $N = 1024$ ), there is a good agreement for large  $\mathcal{J}_l$  with Eq. (34), shown by the black solid line. This validates our assumption that in the thermodynamic limit, the joint distribution  $\mathcal{P}(\{v_l, x_l\})$  for the resetting driven harmonic chain, is a multivariate Gaussian, where  $1 \ll l \ll N$ .

Using the asymptotic behavior of  $K_0(z)$  for  $z \rightarrow 0$ , we get,

$$P(\mathcal{J}_l) = -\frac{1}{\pi\sqrt{g_l}} \left( \ln \frac{u_l}{2g_l} |\mathcal{J}_l| + E_\gamma \right) + O(\mathcal{J}_l), \quad (36)$$

near  $\mathcal{J}_l = 0$ . Here  $E_\gamma \simeq 0.577216$  is the Euler's constant [44]. In Fig. 8(b), behavior of  $P(\mathcal{J}_l)$  is shown near origin along with Eq. (36) using solid black line. From this figure, it is clear that for small system size,  $P(\mathcal{J}_l)$  has a logarithmic divergence near the origin and approaches Eq. (36) with the increase in system size.

### 5.2. Distribution of the instantaneous energy current at the boundary

The definition of instantaneous current from the left reservoir to the system is,

$$\mathcal{J}_1 = (-\gamma v_1 + f_1)v_1, \quad (37)$$

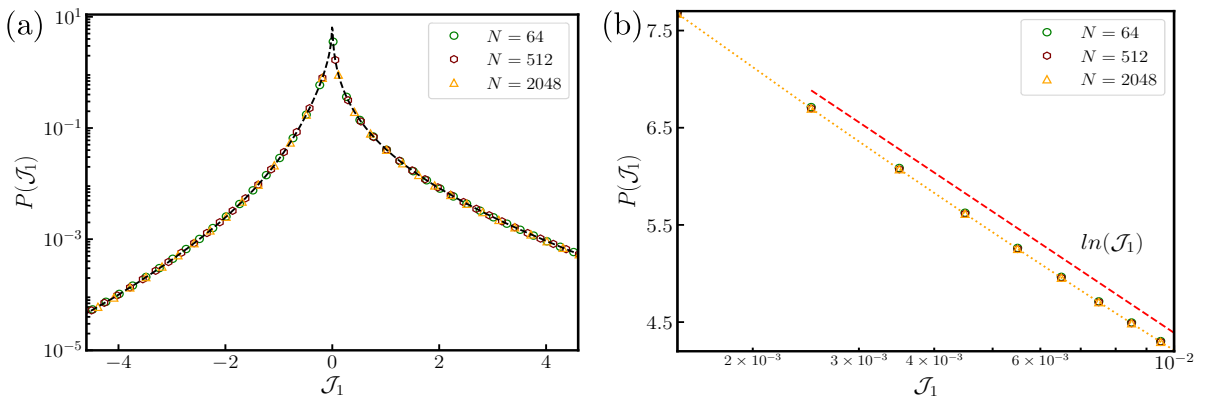
and corresponding distribution can be written as,

$$P(\mathcal{J}_1) = \int dv_1 df_1 \delta[\mathcal{J}_1 - (-\gamma v_1 + f_1)v_1] \mathcal{P}(v_1, f_1). \quad (38)$$

We mentioned in Sec. 3.1 that the velocity distributions of the boundary oscillators [ $P(v_1)$  or  $P(v_N)$ ] are independent of the size of the system. It is important to note that, in the stationary state, the position distribution  $P(X_i)$  of the boundary wall [whose dynamics is given in Eq. (3)] is given by [26],

$$P(X_i) = \sqrt{\frac{r_i}{4D}} \exp\left(-\sqrt{\frac{r_i}{D}}|X_i|\right). \quad (39)$$

Therefore the force  $f_1 = kX_1$  and  $f_N = kX_N$  exerted on the boundary oscillators are of the same form and independent of the size of the oscillator chain.



**Figure 9.** (a) Numerically measured distribution of instantaneous current distribution at left boundary  $P(\mathcal{J}_1)$  for  $r_1 = 2.5$  and  $r_N = 3.5$ . (b) Behavior of  $P(\mathcal{J}_1)$  near the origin. The other parameters are set at  $D = m = \gamma = k = 1$ .

As the marginal distributions  $P(v_1)$  and  $P(f_1)$  are both size-independent, it can be inferred that the joint distribution  $\mathcal{P}(v_1, f_1)$  is size-independent. Therefore, the distribution of instantaneous current at the boundary will also be size-independent [see Eq. (38)]. The analytical form of  $P(\mathcal{J}_1)$  is hard to calculate as the analytical form of  $P(v_1)$  is unknown. However, in Fig. 9(a), the numerical simulation result for  $P(\mathcal{J}_1)$  with different system size is shown, which confirms that the  $P(\mathcal{J}_1)$  is size-independent. Behavior of  $P(\mathcal{J}_1)$  near origin is shown in Fig. 9(b). Similar to  $P(\mathcal{J}_l)$ ,  $P(\mathcal{J}_1)$  also has logarithmic divergence near the origin.

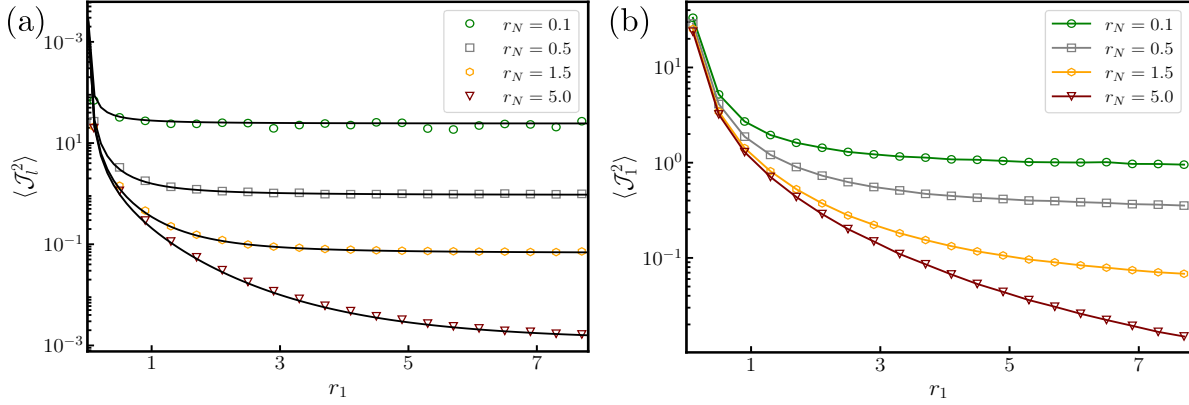
### 5.3. Second moment of the energy current

The second moment of the instantaneous energy current at bulk  $\mathcal{J}_l$  and boundary  $\mathcal{J}_1$  can be calculated from the moment generating functions given by,

$$\langle \mathcal{J}_l^2 \rangle = -\frac{d^2}{d\mu^2} \langle e^{i\mu \mathcal{J}_l} \rangle \Big|_{\mu=0}, \quad (40)$$

$$\langle \mathcal{J}_1^2 \rangle = -\frac{d^2}{d\mu^2} \langle e^{i\mu \mathcal{J}_1} \rangle \Big|_{\mu=0}. \quad (41)$$

In Sec. 5.1, it has been shown that the current distribution  $P(\mathcal{J}_l)$  approaches Eq. (34)



**Figure 10.** (a) Plot of second moment of  $\mathcal{J}_l$  as functions of resetting rate  $r_1$ . The black solid line corresponds to the Eq. (42). (b) The plot of the second moment of  $\mathcal{J}_1$  as functions of resetting rate  $r_1$ . Symbols obtained from the numerical simulation with  $N = 1024$  oscillator and for all numerical simulations other parameters are  $D = m = \gamma = k = 1$ .

for thermodynamically large system and the second moment of  $\mathcal{J}_l$  is given by [24],

$$\langle \mathcal{J}_l^2 \rangle = 2J_r + u_l^2. \quad (42)$$

In Fig. 10(a), numerically measured  $\langle \mathcal{J}_l^2 \rangle$  is shown as a function of  $r_1$  for different values of  $r_N$  along with the analytical plot of Eq. (42), and they are in a good agreement.

We do not have the analytical expression of the second moment of  $\mathcal{J}_1$ . However,  $\langle \mathcal{J}_1^2 \rangle$  is size-independent as the probability distribution  $P(\mathcal{J}_1)$  is size-independent. In Fig. 10(b) numerically measured  $\langle \mathcal{J}_1^2 \rangle$  is shown as a function of  $r_1$  for different values of  $r_N$ .

## 6. Effective thermal limit

In the limit of a high resetting rate, the colored noise coming from the resetting wall at the boundary becomes an effective white noise. Therefore an effective fluctuation-dissipation relation can be written in terms of an effective temperature,  $T_i^{\text{eff}}$ .

$$\langle f_i(t) f_j(t') \rangle = \delta_{ij} a_i^2 e^{-r_i |t-t'|} \xrightarrow{r_i \rightarrow \infty} 2\gamma \delta_{ij} T_i^{\text{eff}} \delta(t-t') \text{ where, } T_i^{\text{eff}} = \frac{a_i^2}{\gamma r_i}. \quad (43)$$

Therefore the resetting wall at the boundary acts as an effective Langevin bath with effective temperature  $T_i^{\text{eff}}$ . In this high resetting rate, the average energy flux in the NESS Eq. (32) becomes identical to the thermally driven harmonic chain [1] with higher order correction,

$$J_r = \frac{k(T_1^{\text{eff}} - T_N^{\text{eff}})}{2\gamma} \left[ 1 + \frac{mk}{2\gamma^2} - \frac{mk}{2\gamma^2} \sqrt{1 + \frac{4\gamma^2}{mk}} \right] + O\left(\frac{1}{r_j^2}\right). \quad (44)$$

Similarly, we can evaluate the two-time velocity correlation of a single oscillator and equal-time spatial velocity correlation in the limit of a high resetting rate. For large  $r_i$ , Eq. (21) can be approximated as,

$$\langle v_l(t)v_l(0) \rangle \simeq \frac{T_1^{\text{eff}} + T_N^{\text{eff}}}{2m} J_0(\omega_c t), \quad (45)$$

here  $J_0(z)$  is the Bessel function of the first kind. Equal-time spatial velocity correlation in the limit of high resetting rate can be evaluated using Eqs.(24) and (25) and the result is,

$$\langle v_l(t)v_{l'}(t) \rangle \simeq \frac{T_1^{\text{eff}} + T_N^{\text{eff}}}{2m} \delta_{ll'}. \quad (46)$$

## 7. Conclusion

In this work, we study NESS of a harmonic chain driven by resetting dynamics at the boundary. The harmonic chain is attached to two walls at the boundaries which undergo one-dimensional Brownian motion and stochastically reset to their initial position at different rates. As a result, the boundary oscillators experience exponentially correlated forces that lead to a NESS. For the resetting driven harmonic chain, we conclude from the numerical simulation that the velocity distributions of the bulk oscillators reach Gaussian distribution when the system size is thermodynamically large. The velocity distributions of the boundary oscillators are non-Gaussian and size-independent. We have numerically computed the velocity kurtosis profile and found that velocity kurtosis of the bulk oscillators decay as  $N^{-1}$ , where  $N$  is the system size. We also show that the two-time velocity correlations of the bulk oscillators  $\langle v_l(t)v_l(0) \rangle$  decay as  $t^{-\frac{1}{2}}$  when  $t \gg \omega_c^{-1}$ . In the bulk, there exists a nonzero equal-time spatial velocity correlation  $\langle v_l(t)v_{l'}(t) \rangle$  when  $l \neq l'$ . The distribution of the instantaneous energy current at the bulk is found to be size-dependent and reaches a stationary distribution only when  $N \rightarrow \infty$ . However, The distribution of instantaneous current at the boundary is size-independent and depends only on the resetting rate of the boundary walls. It is important to note that, at a high resetting rate, an effective thermal picture emerges where we recover expression for the average energy current of a thermally driven harmonic chain. In this effective thermal limit, equal-time spatial velocity correlation  $\langle v_l(t)v_{l'}(t) \rangle$  vanishes when  $l \neq l'$ .

It will be interesting to study the effect of nonlinearity and mass disorder, momentum non-conserving dynamics, etc on the energy transport driven by boundary resetting. It will also be intriguing to explore the effect on the NESS of a chain of harmonic oscillators when the walls attached to the boundary oscillators are subjected to non-markovian resetting [46] and non-instantaneous resetting [47–50]. There is other interesting question like how our results change when the boundary oscillators of the harmonic chain are attached to two baths of over-damped particles which resets to a specific position [27].



## Acknowledgments

The authors would like to thank Urna Basu and Ion Santra for useful discussions. R.S. acknowledges support from the Council of Scientific and Industrial Research, India [Grant No. 09/0575(11358)/2021-EMR-I].

## Appendix A. Matrix formulation

In this appendix, we will briefly discuss the correlation calculations. To begin with, let us start with the matrix form the Langevin equations Eq. (1),

$$M\ddot{X} = -\Phi X(t) - \Gamma \dot{X}(t) + F(t), \quad (\text{A.1})$$

where  $X(t)$  is a state vector of dimension  $N \times 1$ , and the  $l$ -th component is  $x_l(t)$ , displacement of the  $l$ -th oscillator from the equilibrium position. The definition of  $\Gamma$  is,

$$\Gamma_{ij} = \gamma \delta_{i1} \delta_{j1} + \gamma \delta_{iN} \delta_{jN}. \quad (\text{A.2})$$

$F(t)$  is the noise coming from the resetting wall. We can write these as,

$$F_j(t) = f_1(t) \delta_{j1} + f_N(t) \delta_{jN}. \quad (\text{A.3})$$

The correlation of this noise in the frequency domain is,

$$\langle \tilde{F}(\omega) \tilde{F}^T(\omega') \rangle_{ij} = 2\pi \delta(\omega + \omega') [\tilde{g}(\omega, r_1) \delta_{i1} \delta_{j1} + \tilde{g}(\omega, r_N) \delta_{iN} \delta_{jN}], \quad (\text{A.4})$$

where  $\tilde{g}(\omega, r_j) = \frac{2a_j^2 r_j}{r_j^2 + \omega^2}$ . With the help of the Fourier transform, we can get rid of the time derivatives. The Fourier transform of the displacement matrix,

$$\tilde{X}(\omega) = \int_{-\infty}^{\infty} dt e^{i\omega t} X(t). \quad (\text{A.5})$$

Therefore the Langevin equation Eq.(A.1) takes the form,

$$\tilde{X}(\omega) = G(\omega) \tilde{F}(\omega) \quad \text{where} \quad G(\omega) = [-M\omega^2 + \Phi - i\omega\Gamma]^{-1}. \quad (\text{A.6})$$

$G(\omega)$  is the inverse of the tridiagonal matrix. The explicit form of this matrix is,

$$G(\omega) = \begin{bmatrix} -m\omega^2 + 2k - i\omega\gamma & -k & \cdots & \\ -k & -m\omega^2 + 2k & \cdots & \\ \vdots & \ddots & \cdots & \\ 0 & \cdots & -m\omega^2 + 2k - i\omega\gamma & \end{bmatrix}^{-1}. \quad (\text{A.7})$$

$G$  is the inverse of a symmetric matrix, therefor  $G$  it self is a symmetric matrix and  $G^*(\omega) = G(-\omega)$ . We can write the components of  $G(\omega)$  [51],

$$G_{l1} = (-k)^{l-1} \frac{\theta_{N-l}}{\theta_N} \quad \text{and} \quad G_{lN} = (-k)^{N-l} \frac{\theta_{l-1}}{\theta_N}. \quad (\text{A.8})$$

where  $\theta_l$  satisfy recursion relations,

$$\theta_l = (-m\omega^2 + 2k)\theta_{l-1} - k^2\theta_{l-2} \quad \forall l = 2, 3, \dots, N-1, \quad (\text{A.9})$$

and,

$$\theta_N = (-m\omega^2 + 2k - i\omega\gamma)\theta_{N-1} - k^2\theta_{N-2}, \quad (\text{A.10})$$

with the boundary condition,

$$\theta_0 = 1, \quad \theta_1 = -m\omega^2 + 2k - i\omega\gamma. \quad (\text{A.11})$$

Solving the recursion relations of Eq. (A.9) we get,

$$\theta_l = \frac{(-k)^{l-1}}{\sin q} [k \sin(l+1)q - i\omega\gamma \sin lq] \quad \text{and} \quad \theta_N = \frac{(-k)^N}{\sin q} [a(q) \sin Nq + b(q) \cos Nq]. \quad (\text{A.12})$$

Here,

$$a(q) = -\frac{2i\gamma\omega}{k} + \cos q \left(1 - \frac{\gamma^2\omega^2}{k^2}\right) \quad \text{and} \quad b(q) = \sin q \left(1 - \frac{\gamma^2\omega^2}{k^2}\right), \quad (\text{A.13})$$

and  $\omega$  and  $q$  are related through,

$$\cos q = \left(1 - \frac{m\omega^2}{2k}\right), \quad \text{and} \quad \omega = \omega_c \sin \frac{q}{2}. \quad (\text{A.14})$$

with  $\omega_c = 2\sqrt{k/m}$ .

## Appendix B. Calculation for spatio-temporal two-point correlation of velocity

In this section, we will calculate the spatio-temporal two-point correlation of the velocity of  $l$ -th oscillator  $\langle v_l(t)v_{l'}(t') \rangle$  in the steady state for resetting driven oscillator chain. The velocity of the  $l$ -th oscillator of the resetting driven chain can be written using Eqs. (A.5) and (A.6),

$$v_l(t) = \int_{-\infty}^{\infty} \frac{d\omega}{2\pi} e^{-i\omega t} (-i\omega) [G_{l1}(\omega)\tilde{f}_1(\omega) + G_{lN}(\omega)\tilde{f}_N(\omega)]. \quad (\text{B.1})$$

Here  $\tilde{f}_j(\omega)$  is the Fourier transform of the resetting force,  $f_j(t)$ . Using Eq. (A.4), we can write the spatio-temporal correlation of the velocity as,

$$\langle v_l(t)v_{l'}(t') \rangle = \int_{-\infty}^{\infty} \frac{d\omega}{2\pi} \omega^2 e^{-i\omega(t-t')} [G_{l1}(\omega)G_{l'1}^*(\omega)\tilde{g}(\omega, r_1) + G_{lN}(\omega)G_{l'N}^*(\omega)\tilde{g}(\omega, r_N)]. \quad (\text{B.2})$$

## Appendix B.1. Two-time velocity correlation of single oscillator:

For  $l = l'$  and  $t > t'$ ,

$$\langle v_l(t)v_l(t') \rangle = \int_{-\infty}^{\infty} \frac{d\omega}{2\pi} \omega^2 e^{-i\omega(t-t')} [|G_{l1}(\omega)|^2 \tilde{g}(\omega, r_1) + |G_{lN}(\omega)|^2 \tilde{g}(\omega, r_N)]. \quad (\text{B.3})$$

From the above equation, it is clear that the two-time velocity correlation of single oscillator  $\langle v_l(t)v_l(t') \rangle$  for resetting driven chain, can be written as a sum of two separate contributions coming from two resetting walls at the two boundaries, i.e.,

$$\langle v_l(t)v_l(t') \rangle = \bar{C}(r_1, t, t') + \bar{C}(r_N, t, t'). \quad (\text{B.4})$$

The contribution from the left resetting wall,

$$\bar{C}(r_1, t, t') = \frac{1}{2\pi} \int_{-\infty}^{\infty} d\omega \omega^2 e^{-i\omega(t-t')} |G_{l1}(\omega)|^2 \tilde{g}(\omega, r_1). \quad (\text{B.5})$$

$\bar{C}(r_1, t, t')$  will have a non-zero contribution from the even terms with respect to  $\omega$ . Using Eq. (A.8) and keeping only the terms that are even in  $\omega$ , we get,

$$\begin{aligned} \bar{C}(r_1, t, t') = \frac{1}{k^4} \int_0^{\infty} \frac{d\omega}{\pi} \omega^2 \cos[\omega(t-t')] & \left( \frac{k^2 \sin^2(Nq - lq + q)}{|a(q) \sin Nq + b(q) \cos Nq|^2} \right. \\ & \left. + \frac{\omega^2 \gamma^2 \sin^2(Nq - lq)}{|a(q) \sin Nq + b(q) \cos Nq|^2} \right) \tilde{g}(\omega, r_1) \end{aligned} \quad (\text{B.6})$$

We are interested in the time correlation of velocity in the bulk of the chain, therefore we take  $N/2 + \epsilon$ , and take the limit  $\epsilon \ll N$ , which leads to,

$$\begin{aligned} \bar{C}(r_1, t, t') = \frac{1}{k^4} \int_0^{\infty} \frac{d\omega}{2\pi} \omega^2 \cos[\omega(t-t')] & \left( \frac{(k^2 + \omega^2 \gamma^2)}{|a(q) \sin Nq + b(q) \cos Nq|^2} \right. \\ & \left. - \frac{k^2 \cos(Nq - 2\epsilon q + 2q) + \omega^2 \gamma^2 \cos(Nq - 2\epsilon q)}{|a(q) \sin Nq + b(q) \cos Nq|^2} \right) \tilde{g}(\omega, r_1). \end{aligned} \quad (\text{B.7})$$

For  $\omega > \omega_c$ ,  $q$  becomes complex. In the thermodynamically large system size, the integrand vanishes exponentially as  $e^{-2N\bar{q}}$  in the region  $\omega > \omega_c$ , here  $\bar{q}$  is real. The range of the integration reduces to  $0 \leq \omega \leq \omega_c$ , or  $0 \leq q \leq \pi$ . In the large- $N$  limit,  $\cos Nq$  is a highly oscillatory function and we can evaluate these integrations by averaging over fast oscillation in  $x = Nq$ , using the following identities,

$$\begin{aligned} \frac{1}{2\pi} \int_0^{2\pi} \frac{dx}{(c_1 \sin x + d \cos x)^2 + c_2^2 \sin^2 x} &= -\frac{1}{c_2 d}, \text{ for } c_2 < 0, \\ \frac{1}{2\pi} \int_0^{2\pi} \frac{dx \cos x}{(c_1 \sin x + d \cos x)^2 + c_2^2 \sin^2 x} &= 0. \end{aligned} \quad (\text{B.8})$$

with  $c_2 = \text{Im}[a(q)] = -\frac{2\gamma\omega}{k}$  and  $d = \text{Re}[b(q)] = \sin q \left(1 + \frac{\gamma^2 \omega^2}{k^2}\right)$ . Therefore Eq. (B.7) can be written as,

$$\bar{C}(r_1, t, t') = \frac{1}{k^4} \int_0^{\infty} \frac{d\omega}{2\pi} \omega^2 \cos[\omega(t-t')] \frac{k^2 + \gamma^2 \omega^2}{-dc_2} \tilde{g}(\omega, r_1). \quad (\text{B.9})$$

Finally, we arrive at,

$$\begin{aligned}\bar{C}(r_1, t, t') &= \frac{1}{k} \int_0^\pi \frac{dq}{\pi} \left| \frac{d\omega}{dq} \right| \frac{\omega \cos[\omega(t-t')]}{4\gamma \sin q} \tilde{g}(\omega, r_1) \\ &= \frac{a_1^2 r_1}{\gamma m} \int_0^\pi \frac{dq}{2\pi} \frac{\cos\left[\omega_c \sin\left(\frac{q}{2}\right)(t-t')\right]}{r_1^2 + \omega_c^2 \sin^2 \frac{q}{2}} = a_1^2 C(r_1, t, t'),\end{aligned}\quad (\text{B.10})$$

where we have used the explicit form of  $\tilde{g}(\omega, r_1)$  and  $\omega(q)$  from Eq. (A.4) and (A.14). Similarly, we can evaluate the contribution from the right resetting wall, and by combining these two results we arrive at,

$$\langle v_l(t) v_l(t') \rangle = \frac{1}{\gamma m} \int_0^\pi \frac{dq}{2\pi} \cos\left[\omega_c \sin\left(\frac{q}{2}\right)(t-t')\right] \left[ \frac{a_1^2 r_1}{r_1^2 + \omega_c^2 \sin^2 \frac{q}{2}} + \frac{a_N^2 r_N}{r_N^2 + \omega_c^2 \sin^2 \frac{q}{2}} \right]. \quad (\text{B.11})$$

This integral can be evaluated numerically.

**Large time behavior** ( $t - t' \gg \omega_c^{-1}$ ): To calculate the large time behavior of  $\langle v_l(t) v_l(t') \rangle$ , we first substitute  $z = \omega_c \sin\left(\frac{q}{2}\right)$  in Eq. (B.10) and arrive at,

$$C(r_1, t, t') = \frac{r_1}{\gamma m} \int_0^{\omega_c} \frac{dz}{\pi} \frac{\cos(z(t-t'))}{\sqrt{\omega_c^2 - z^2} (r_1^2 + z^2)}. \quad (\text{B.12})$$

For large  $t - t'$ ,  $\cos(z(t-t'))$  is a bounded and fast oscillatory function. Therefore, the dominating contribution to the integral is coming from the region  $z = \omega_c$  and contributions from small  $z$  are negligible. We can now approximate  $r_1^2 + z^2$  as  $r_1^2 + \omega_c^2$ . Therefore the last integral becomes,

$$C(r_1, t, t') \simeq \frac{r_1}{\gamma m} \int_0^{\omega_c} \frac{dz}{\pi} \frac{\cos(z(t-t'))}{\sqrt{\omega_c^2 - z^2} (r_1^2 + \omega_c^2)} = \frac{r_1}{2\gamma} \frac{J_0(\omega_c(t-t'))}{(mr_1^2 + 4k)} \quad (\text{B.13})$$

Therefore when  $t - t'$  is large, using Eqs. (B.10) and (B.13) we get

$$\langle v_l(t) v_l(t') \rangle \simeq \left[ \frac{a_1^2 r_1}{2\gamma(mr_1^2 + 4k)} + \frac{a_N^2 r_N}{2\gamma(mr_N^2 + 4k)} \right] J_0(\omega_c(t-t')). \quad (\text{B.14})$$

**Kinetic temperature profile at the bulk:** The bulk value of the kinetic temperature profile can be evaluated using Eq. (B.11) by taking  $t = t'$ . Therefore, in the stationary state,

$$\langle v_l(t)^2 \rangle = \frac{1}{\gamma} \int_0^\pi \frac{dq}{2\pi} \left[ \frac{a_1^2 r_1}{mr_1^2 + 4k \sin^2 \frac{q}{2}} + \frac{a_N^2 r_N}{mr_N^2 + 4k \sin^2 \frac{q}{2}} \right]. \quad (\text{B.15})$$

The last integral can be evaluated exactly, which leads to the following expression of the bulk value of the kinetic temperature profile,

$$\hat{T}_{\text{bulk}} = m \langle v_l^2(t) \rangle = \frac{a_1^2}{2\gamma \sqrt{r_1^2 + \frac{4k}{m}}} + \frac{a_N^2}{2\gamma \sqrt{r_N^2 + \frac{4k}{m}}}. \quad (\text{B.16})$$

*Appendix B.2. Equal-time spatial velocity correlation:*

For  $l \neq l'$  and  $t = t'$ , using Eq. (B.2),

$$\langle v_l(t)v_{l'}(t) \rangle = \int_{-\infty}^{\infty} \frac{d\omega}{2\pi} \omega^2 [G_{l1}(\omega)G_{l'1}^*(\omega)\tilde{g}(\omega, r_1) + G_{lN}(\omega)G_{l'N}^*(\omega)\tilde{g}(\omega, r_N)]. \quad (\text{B.17})$$

Similar to the previous calculation,  $\langle v_l(t)v_{l'}(t) \rangle$  can be written as a sum of two separate contributions coming from resetting walls at the boundaries as the following,

$$\langle v_l(t)v_{l'}(t) \rangle = \bar{\theta}(r_1, l, l') + \bar{\theta}(r_N, l, l'). \quad (\text{B.18})$$

The contribution from the left resetting wall,

$$\bar{\theta}(r_1, l, l') = \int_{-\infty}^{\infty} \frac{d\omega}{2\pi} \omega^2 G_{l1}(\omega)G_{l'1}^*(\omega)\tilde{g}(\omega, r_1). \quad (\text{B.19})$$

Using Eq. (A.8) and keeping only the terms that are even in  $\omega$ , we get,

$$\begin{aligned} \bar{\theta}(r_1, l, l') = \frac{1}{k^4} \int_0^{\infty} \frac{d\omega}{2\pi} \omega^2 & \left( \frac{(k^2 + \gamma^2 \omega^2) \cos(l'q - lq)}{|a(q) \sin Nq + b(q) \cos Nq|^2} \right. \\ & \left. - \frac{k^2 \cos(Nq - \epsilon q + 2q) + \omega^2 \gamma^2 \cos(Nq - \epsilon q)}{|a(q) \sin Nq + b(q) \cos Nq|^2} \right) \tilde{g}(\omega, r_1). \end{aligned} \quad (\text{B.20})$$

Now we are interested in  $l = \frac{N}{2}$ ,  $l' = \frac{N}{2} + \alpha$  where  $\alpha$  is an integer. For  $\omega > \omega_c$ , the integrand vanishes [see the discussion after Eq. (B.7)]. The final expression after averaging over fast oscillation using Eq. (B.8) is,

$$\bar{\theta}(r_1, l, l') = \frac{1}{k^4} \int_0^{\pi} \frac{dq}{2\pi} \left| \frac{d\omega}{dq} \right| \omega^2 \frac{(k^2 + \gamma^2 \omega^2) \cos(l' - l)q}{-dc_2} \tilde{g}(\omega, r_1). \quad (\text{B.21})$$

Using  $c_2 = \text{Im}[a(q)] = -\frac{2\gamma\omega}{k}$  and  $d = \text{Re}[b(q)] = \sin q \left(1 + \frac{\gamma^2 \omega^2}{k^2}\right)$ , and explicit form of  $\tilde{g}(\omega, r_1)$ , we arrive at,

$$\bar{\theta}(r_1, l, l') = \frac{a_1^2 r_1^2}{\gamma} \int_0^{\pi} \frac{dq}{2\pi} \frac{\cos(l'q - lq)}{mr_1^2 + 4k \sin^2 \frac{q}{2}} = \frac{a_1^2}{2\gamma} \theta(r_1, l, l'), \quad (\text{B.22})$$

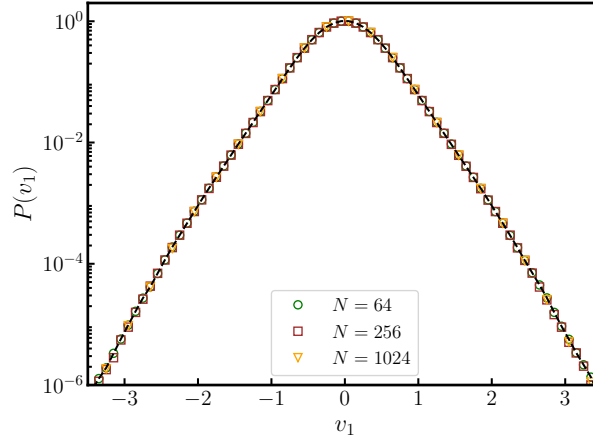
where,

$$\theta(r_i, l, l') = \frac{r_i}{mr_i^2 + 4k} {}_3\tilde{F}_2 \left[ 1/2, 1, 1; 1 - l' + l, 1 + l' - l; \frac{4k}{4k + mr_i^2} \right]. \quad (\text{B.23})$$

Here  $l' - l$  is an integer and  ${}_p\tilde{F}_q$  is a generalized regularized hypergeometric function. We can calculate the contribution from the right resetting wall in a similar manner. Combining both the contribution we arrive at,

$$\langle v_l(t)v_{l'}(t) \rangle = \frac{1}{2\gamma} \left[ a_1^2 \theta(r_1, l, l') + a_N^2 \theta(r_N, l, l') \right]. \quad (\text{B.24})$$

## Appendix C. Velocity distribution of the boundary oscillator



**Figure C1.** Velocity distribution of the boundary oscillator,  $l = 1$  measured from simulation with chains of different sizes for the same resetting rate,  $r_1 = r_N = 2.5$ . Other parameters are  $D = m = \gamma = k = 1$ .

## References

- [1] Rieder Z, Lebowitz J L and Lieb E 1967 *J. Math. Phys.* **8** 1073
- [2] Dhar A 2008 *Adv. in Phys.* **57** 457
- [3] *Thermal Transport in Low Dimensions* 2016, Ed. Stefano Lepri, Springer Heidelberg
- [4] Nakazawa H 1970 *Prog. Theor. Phys. Suppl.* **45** 231
- [5] Roy D and Dhar A 2008 *J. Stat. Phys.* **131** 535
- [6] Dhar A 2001 *Phys. Rev. Lett.* **86** 5882
- [7] Lepri S, Livi R and Politi A 2005 *Chaos* **15** 015118
- [8] Mai T, Dhar A and Narayan O 2007 *Phys. Rev. Lett.* **98** 184301
- [9] Kundu A, Sabhapandit S and Dhar A 2011 *J. Stat. Mech.* P03007
- [10] Kannan V, Dhar A and Lebowitz J L 2012 *Phys. Rev. E* **85** 041118
- [11] Kubo R 1966 *Rep. Prog. Phys.* **29** 255
- [12] Valeriani C, Li M, Novosel J, Arlt J and Marenduzzo D 2011 *Soft Matter* **7** 5228
- [13] Gopal A, Roldán É and Ruffo S 2021 *J. Phys. A: Math. Theor.* **54** 164001
- [14] Granek O, Kafri Y and Tailleur J 2022 *Phys. Rev. Lett.* **129** 038001
- [15] Maggi C, Paoluzzi M, Pellicciotta N, Lepore A, Angelani L and Di Leonardo R 2014 *Phys. Rev. Lett.* **113** 238303
- [16] Maes C 2020 *Phys. Rev. Lett.* **125** 208001
- [17] Seyforth H, Gomez M, Rogers W B, Ross J L and Ahmed W W 2022 *Phys. Rev. Research* **4** 023043
- [18] Mousavi S M, Gompper G and Winkler R G 2021 *J. Chem. Phys.* **155** 044902
- [19] Pal A and Sabhapandit S 2014 *Phys. Rev. E* **90** 052116
- [20] Fodor É, Nemoto T and Vaikuntanathan S 2020 *New J. Phys.* **22** 013052
- [21] Chaki S and Chakrabarti R 2019 *Physica A: Stat. Mech. Appl.* **530** 121574
- [22] Santra I 2023 *J. Phys. Complex.* **4**, 015013
- [23] Santra I and Basu U 2022 *Scipost Phys.* **13** 041
- [24] Sarkar R, Santra I and Basu U 2023 *Phys. Rev. E* **107** 014123
- [25] Evans M R, Majumdar S N and Schehr G 2020 *J. Phys. A: Math. Theor.* **53** 193001
- [26] Evans M R and Majumdar S N 2011 *Phys. Rev. Lett.* **106** 160601

- [27] Maes C and Thiery T 2017 *J. Phys. A: Math. Theor.* **50**, 415001
- [28] Ray S and Reuveni S 2020 *J. Chem. Phys* **152**, 234110
- [29] Masoliver J 2019 *Phys. Rev. E* **99**, 012121
- [30] Kuśmierz L, Majumdar S N, Sabhapandit S, and Schehr G 2014 *Phys. Rev. Lett.* **113**, 220602
- [31] Majumdar S N, Mounaix P, Sabhapandit S and Schehr G 2022 *J. Phys. A: Math. Theor.* **55**, 034002
- [32] Durang X, Henkel M, and Park H 2014 *J. Phys. A: Math. Theor.* **47**, 045002
- [33] Basu U, Kundu A and Pal A 2019 *Phys. Rev. E* **100**, 032136
- [34] Mishra S and Basu U 2023 *J. Stat. Mech.* 053202
- [35] Jain S, Boyer D, Pal A, and Dagdug L 2023 *J. Chem. Phys.* **158**, 054113
- [36] Di Bello C, Hartmann A K, Majumdar SN, Mori F, Rosso A and Schehr G, [arXiv:2302.06696](https://arxiv.org/abs/2302.06696)
- [37] Evans M R, Majumdar S N 2018 *J. Phys. A: Math. Theor.* **51**, 475003
- [38] Santra I, Basu U, and Sabhapandit S 2020 *J. Stat. Mech.* 113206
- [39] Stojkoski V, Sandev T, Kocarev L, and Pal A 2021 *Phys. Rev. E* **104**, 014121
- [40] Singh P, and Pal A 2021 *Phys. Rev. E* **103**, 052119
- [41] Gupta D, Plata C A, and Pal A 2020 *Phys. Rev. E* **124**, 110608
- [42] Majumdar S N and Oshanin G 2018 *J. Phys. A: Math. Theor.* **51** 435001
- [43] Vanden-Eijndena E and Ciccotti G 2006 *Chem. Phys. Lett.* **429**, 310
- [44] NIST Digital Library of Mathematical Functions, Olver F W J, Olde Daalhuis A B, Lozier D W, Schneider B I, Boisvert R F, Clark C W, Miller B R, Saunders B V, Cohl H S, and McClain M A, eds. <http://dlmf.nist.gov/>, Release 1.1.6 of 2022-06-30
- [45] Kundu A 2010 *Phys. Rev. E* **82** 031131
- [46] Nagar A and Gupta S 2016 *Phys. Rev. E*, **93**, 060102
- [47] Besga B., Bovon A, Petrosyan A, Majumdar S. N. and Ciliberto S. 2020 *Phys. Rev. Res.*, **2**, 032029
- [48] Gupta D, Plata C. A., Kundu A, and Pal A 2020. *J. Phys. A: Math. Theor.*, **54**, 025003.
- [49] Santra I, Das S and Nath S. K. 2021 *J. Phys. A: Math. Theor.*, **54**, 334001
- [50] Gupta D, Pal A and Kundu A 2021 *J. Stat. Mech.*, 043202
- [51] Usmani R. A 1994 *Comput. Math. Appl.* **27**, 59