

# Relational hyperevent models for the coevolution of coauthoring and citation networks

Jürgen Lerner  
University of Konstanz, Germany  
juergen.lerner@uni-konstanz.de

Marian-Gabriel Hâncean  
University of Bucharest, Romania  
gabriel.hancean@sas.unibuc.ro

Alessandro Lomi  
Università della Svizzera italiana, Switzerland  
alessandro.lomi@usi.ch

## Abstract

Interest in the network analysis of bibliographic data has increased significantly in recent years. Yet, appropriate statistical models for examining the full dynamics of scientific citation networks, connecting authors to the papers they write and papers to other papers they cite, are not available. Very few studies exist that have examined how the social network between co-authors and the citation network among the papers shape one another and co-evolve. In consequence, our understanding of scientific citation networks remains incomplete. In this paper we extend recently derived relational hyperevent models (RHEM) to the analysis of scientific networks, providing a general framework to model the multiple dependencies involved in the relation linking multiple authors to the papers they write, and papers to the multiple references they cite. We demonstrate the empirical value of our model in an analysis of publicly available data on a scientific network comprising millions of authors and papers and assess the relative strength of various effects explaining scientific production. We outline the implications of the model for the evaluation of scientific research.

**Keywords:** network dynamics; point-process models; relational event models; hypergraphs; two-mode networks; scientific networks

## 1 Introduction

As Liu et al. (2023, p. 1046) recently summarized: “The advent of large-scale datasets that trace the workings of science has encouraged researchers from many different disciplinary backgrounds to turn scientific methods into science itself.” In recent years, the progressive development and diffusion of “science of science” studies has considerably increased the interest in the network analysis of bibliographic data, also known as citation networks (Fortunato et al. 2018).

New public data on very large networks of scientific citations have now reached an unprecedented size and level of detail (Lin et al. 2023). Stimulated by these developments, today citation networks provide the prime empirical basis for understanding the implications of the network structure and dynamics of scientific production and innovation (Radicchi et al. 2011). For example, Guimera et al. (2005) explain performance of scientists working together in terms of team assembly mechanisms – or rules of partner selection. Uzzi et al. (2013) analyze how the atypicality of a paper’s references explains the probability to become a “hit paper.” Park et al. (2023) found that papers are becoming less disruptive over time by showing a decline in the “citation disruption index” (CDI) – a quantitative measure for the extent to which papers citing a focal paper do not cite its references. These results have been made possible by careful empirical analysis of scientific citation networks.

It is generally acknowledged that quantitative measures derived from scientific networks – such as the co-citation atypicality (Uzzi et al. 2013) or the CDI (Park et al. 2023) – need to control for empirical patterns

in these networks. For instance, Uzzi et al. (2013) normalize raw co-citation counts by expected values in randomized versions of the citation network, maintaining outdegree (i.e., the length of reference lists) and indegree (i.e., the number of citations to a paper). Park et al. (2023) conduct a similar robustness check. However, randomization techniques for citation networks controlling for outdegrees and indegrees of papers are insufficient as *general* models for scientific networks and cannot test multiple competing hypotheses explaining scientific collaboration and heritage. For instance, Petersen et al. (2023) claim that the CDI is confounded by changing citation behavior – among others due to the increased availability of search engines for scientific publications, which alone can explain an increasing tendency for “triadic closure” in the citation network.

In general, scientific networks contain two disjoint classes of nodes: scientific papers and their authors. Authors are connected to the papers they write, and papers are connected to previous papers they cite as their references. Interpreted as a complex relational system, citation networks involve a number of dual dependencies (Breiger 1974; Lee and Martin 2018). Extant research in the field of science of science has typically restricted attention only to a subset of these dependence relations – typically involving authors and their papers. Examples of studies in this line of research abound. Ferligoj et al. (2015) model coauthoring networks with stochastic actor-oriented models (SAOM) (Snijders 2005). Fritz et al. (2023) propose temporal exponential random graph models (TERGM) (Lusher et al. 2013; Krivitsky and Handcock 2014) to model collaboration among inventors that jointly file patents – a network structure that is closely related with coauthoring networks. Lerner and Hancean (2023) proposed relational hyperevent models (RHEM) for coauthoring networks and relational hyperevent outcome models (RHOM) for scientific impact, where “impact” was defined via the cumulative number of citations received by a paper at the time of data collection. However, they did not model the process by which papers accumulate citations, nor the choices which papers cite which other papers. Hunter et al. (2011) apply relational event models (REM) (Butts 2008) to citation networks by modeling counting processes  $N_j(t)$  for the cumulative number of citations to paper  $j$  up to time  $t$ . The associated intensity process for each node (i.e., “cited paper”) can be specified as functions of covariates dependent on the history of the cited paper (such as the number of previously received citations) as well as covariates dependent on properties of the pair comprising the citing paper and the cited paper (such as a measure for the text similarity of their abstracts or the overlap in their keywords or subject classifiers).

In this paper we take this extensive research as our starting point to extend the analytical possibilities offered by existing models to examine scientific networks. Specifically, we provide a principled analytical framework to model scientific networks in terms of more comprehensive and – as we claim – empirically realistic forms of multiple dependencies implied by joint data on coauthoring and citation networks.

The exclusive modeling of citation networks – disregarding the interdependent coauthoring network – ignores that the choice of references of published papers are highly dependent on the authors of these papers. Plausible patterns in the coevolution of coauthoring and citation networks include the tendency of authors to cite their own papers, to cite papers of their past coauthors, to adopt citations of their past coauthors, to repeatedly cite the same papers, and to repeatedly cite papers written by the same authors. Such “mixed effects” drawing on the interdependence between coauthoring and citation networks are not only theoretically plausible but – as will be shown in this paper – their strength, as measured by contributions to the log likelihood, is comparable to some of the strongest effects operating purely in the citation network. Vice versa, in this paper we also argue, and show, that coauthoring can partially be explained by patterns in the interrelated citation network. For example, the models proposed in this paper afford testing whether scientists have a tendency to coauthor with those who previously cited their own work, or with those who cited the same papers as they did in the past. When present in the data, these tendencies have important implications for the way in which the summary quantitative indexes constructed using citation data may be interpreted.

More formally, in this paper we propose models for publication events  $(t, j, \{i_1, \dots, i_K\}, \{j_1, \dots, j_L\})$ , where  $j$  is the paper published by authors  $i_1, \dots, i_K$  at time  $t$ , citing papers  $j_1, \dots, j_L$  in its reference list. See Fig. 1 for the graphical illustration of a publication event, followed by a later publication whose reference list could partially be explained by the tendency of authors to repeatedly cite the same papers. A dynamic

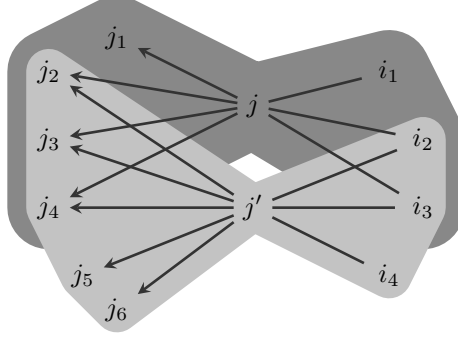


Figure 1: Publication event of paper  $j$  authored by  $i_1, \dots, i_3$  and citing papers  $j_1, \dots, j_4$ , followed by the publication event of paper  $j'$  authored by  $i_2, \dots, i_4$  and citing papers  $j_2, \dots, j_6$ . The two authors  $i_2, i_3$  repeatedly cite the three papers  $j_2, j_3, j_4$ .

“scientific network” is given by a sequence of such publication events and captures coauthoring networks, citation networks, and the interrelation between these two networks.

There are three characterizing properties of scientific networks given by sequences of publication events. First, interaction among nodes (authors and papers) are given by counting processes as, for instance, the number of coauthored papers, or the number of citations to a paper, can only increase over time. This property makes point-process models for network data (Perry and Wolfe 2013), often denoted as relational event models (REM) (Butts 2008), a natural choice for modeling this kind of networks. Second, a single publication event does not only connect two nodes at a time but it connects a varying and theoretically unbounded number of authors and cited papers simultaneously, which is denoted as “polyadic interaction” or “hyperevents” (Lerner and Hâncean 2023; Lerner and Lomi 2023). Treating these polyadic interactions as collections of dyadic interactions would inflate the number of observations, would introduce dependence among observations by construction, and would deprive analysts of the possibility to test for theoretically relevant and empirically strong “higher-order effects” (Lerner and Lomi 2023). In this paper we therefore extend relational hyperevent models (RHEM) (Lerner et al. 2021; Lerner and Lomi 2023) that treat a polyadic event as a single complex observation. Third, publication events connect nodes of different types (authors and papers) with relations of different types: authors are connected to the papers they publish and papers are connected to the papers they cite. As we argue here, modeling either of these relations separately would give an incomplete picture of the dynamics of scientific networks. This property calls for an extension of RHEM to mixed two-mode networks.

In a nutshell, we propose models for counting processes  $N_{(I,J)}(t)$ , where  $I$  is a *set* of authors, publishing papers that cite a *set* of references  $J$ . Thereby, we extend models from Hunter et al. (2011) in two directions. Firstly, we do not focus exclusively on the cited papers but consider the interrelation between authors in  $I$  and references in  $J$ . Secondly, we take into account that coauthoring and citation relations are not well represented by purely dyadic interactions, connecting only two nodes at a time, but that in a single publication event a varying number of authors cites a varying number of references.

The concrete contributions of this paper include the following. We adapt RHEM to mixed two-mode networks to jointly model coauthoring and citation networks. We define a collection of hyperedge covariates of three types: (1) covariates capturing coauthoring (disregarding citations), (2) covariates capturing citation links (disregarding authors), and (3) mixed covariates capturing the interaction between authors and citations. Last but not least, we conduct an empirical analysis of a real-world scientific network containing millions of papers and authors to illustrate the empirical value of our models and to compare the relative strength of the various effects, measured in contributions to the log-likelihood.

The advantages of our newly proposed model over prior work or models are summarized as follows. Unlike modeling with ERGM, TERGM, or SAOM, relational event models can deal with fine-grained time

information without the need to aggregate over typically arbitrary time intervals; unlike REM, RHEM can capture higher-order effects, taking into account that a single publication event can connect a varying and potentially large number of nodes; and unlike Hunter et al. (2011); Lerner and Hâncian (2023); Filippi-Mazzola and Wit (2023); Fritz et al. (2023), models defined in this paper can capture the joint dynamics of scientific collaboration (coauthoring networks) and references to prior work (citation networks).

## 2 Models

The models considered in this paper are defined within the point-process framework for relational event data proposed by Perry and Wolfe (2013). In consequence, theorems about the consistency and asymptotic normality of the maximum partial likelihood estimators (MPLE) presented in Perry and Wolfe (2013) also apply to the likelihood functions discussed below. Building directly on prior work (Perry and Wolfe 2013; Lerner and Hâncian 2023; Lerner and Lomi 2023), we develop novel hyperedge covariates, capturing the polyadic structure of coauthoring and citation and, at the same time, the interrelation between these two kinds of networks.

Let  $\mathcal{I}$  be a finite set of authors and  $\mathcal{J}$  be a finite set of papers. For a point in time  $t > 0$ , let  $\mathcal{I}_t \subseteq \mathcal{I}$  be those authors who could potentially publish a paper at  $t$  and let  $\mathcal{J}_t \subseteq \mathcal{J}$  be the set of those papers that could potentially be cited by a paper published at  $t$  (“prior work”). Models defined below specify distributions for sequences of publication events  $(t_1, j_1, I_1, J_1), \dots, (t_n, j_n, I_n, J_n)$ , where  $(t_m, j_m, I_m, J_m)$  indicates that authors  $I_m \subseteq \mathcal{I}_{t_m}$  publish paper  $j_m \in \mathcal{J}$  at time  $t_m$ , citing papers  $J_m \subseteq \mathcal{J}_{t_m}$  in their references.

For any set of authors  $I \subseteq \mathcal{I}_t$  (that is, a possible set of coauthors) and any set of papers  $J \subseteq \mathcal{J}_t$  (that is, a possible set of references), let  $x_t(I, J)$  be a  $p$ -dimensional vector of covariates with associated unknown vector of parameters  $\beta_0$ .

### 2.1 The joint model

We define a model for counting processes on  $\mathbb{R}_+ \times \mathcal{P}(\mathcal{I}) \times \mathcal{P}(\mathcal{J})$ , where the intensity on  $(I, J) \in \mathcal{P}(\mathcal{I}) \times \mathcal{P}(\mathcal{J})$  is specified as

$$\lambda_t(I, J) = \bar{\lambda}_t(|I|, |J|) \exp \{ \beta_0^T x_t(I, J) \} \mathbf{1}\{I \subseteq \mathcal{I}_t \wedge J \subseteq \mathcal{J}_t\} . \quad (1)$$

For a pair of positive integers  $K$  and  $L$ , giving the number of authors and the number of references, respectively,  $\bar{\lambda}_t(K, L)$  is the baseline intensity, and  $\mathbf{1}\{I \subseteq \mathcal{I}_t \wedge J \subseteq \mathcal{J}_t\}$  is the indicator whether the pair  $(I, J)$  is “at risk” of experiencing an event at time  $t$ . For a pair  $(I, J)$  that is at risk, the intensity  $\lambda_t(I, J)$  is the product of the baseline intensity with the relative rate, or hazard ratio,  $\exp \{ \beta_0^T x_t(I, J) \}$ , whose estimation is of central interest for empirical applications. The hazard ratio indicates the factor by which a possible publication event at time  $t$  with authors  $I$  and references  $J$  is more or less likely than an alternative publication event with authors  $I'$  and references  $J'$ . The hyperedge covariates  $x_t(I, J)$  can be specified as functions of exogenous attributes of authors or papers and/or they can be functions of the history of the process, that is, of publication events at time  $t' < t$ . In Section 3 we offer a representative list of possible hyperedge covariates.

Let  $(t_1, j_1, I_1, J_1), \dots, (t_n, j_n, I_n, J_n)$  be the observed sequence of publication events. Adapting models proposed in Perry and Wolfe (2013); Lerner and Lomi (2023) to the case of publication events, the model defined in (1) leads to the following partial likelihood at time  $t$ , evaluated at parameters  $\beta$ .

$$L_t(\beta) = \prod_{t_m \leq t} \frac{\exp \{ \beta^T x_{t_m}(I_m, J_m) \}}{\sum_{(I, J) \in \binom{\mathcal{I}_{t_m}}{|I_m|} \times \binom{\mathcal{J}_{t_m}}{|J_m|}} \exp \{ \beta^T x_{t_m}(I, J) \}} \quad (2)$$

In the equation above we denote by  $\binom{\mathcal{I}_{t_m}}{|I_m|} = \{I \subseteq \mathcal{I}_{t_m}; |I| = |I_m|\}$  the set of all subsets of authors at risk that have cardinality  $|I_m|$  and we use a similar notation for subsets of papers of cardinality  $|J_m|$ ,

respectively. Theorems from Perry and Wolfe (2013) imply that, under generally accepted assumptions, estimating parameters  $\hat{\beta}$  by maximizing the partial likelihood (2) produces consistent estimates.<sup>1</sup>

The number of subsets in  $\binom{\mathcal{I}_{t_m}}{|I_m|}$  and  $\binom{\mathcal{J}_{t_m}}{|J_m|}$  grows exponentially in  $|I_m|$ , or  $|J_m|$ , respectively, leading to a computationally intractable likelihood for all but the smallest numbers of coauthors or references. We therefore resort to the approach of nested case-control sampling Borgan et al. (1995), which has also been applied for the practical estimation of large REM and RHEM, for instance, in Lerner and Lomi (2020, 2023).

For a positive integer  $q$ , representing the number of non-events (or “controls”) per event (or “case”), let  $\tilde{\mathcal{R}}_t(\mathcal{I}_t, I, \mathcal{J}_t, J, q) \subseteq \binom{\mathcal{I}_t}{|I|} \times \binom{\mathcal{J}_t}{|J|}$  be a set of pairs of subsets that is sampled uniformly at random from

$$\left\{ \mathcal{R} \subseteq \binom{\mathcal{I}_t}{|I|} \times \binom{\mathcal{J}_t}{|J|}; (I, J) \in \mathcal{R} \wedge |\mathcal{R}| = q + 1 \right\} \quad (3)$$

The sampled risk set  $\tilde{\mathcal{R}}_t(\mathcal{I}_t, I, \mathcal{J}_t, J, q)$  can be constructed by including  $(I, J)$  (the observed pair of authors and references, that is, the “case”) plus  $q$  alternative pairs  $(I', J') \neq (I, J)$ , the “controls”, sampled without replacement uniformly and independently at random from  $\binom{\mathcal{I}_t}{|I|} \times \binom{\mathcal{J}_t}{|J|}$ .

We obtain a sampled partial likelihood  $\tilde{L}_t(\beta)$  by substituting the sampled risk set  $\tilde{\mathcal{R}}_{t_m}(\mathcal{I}_{t_m}, I_m, \mathcal{J}_{t_m}, J_m, q)$  for  $\binom{\mathcal{I}_{t_m}}{|I_m|} \times \binom{\mathcal{J}_{t_m}}{|J_m|}$  in the summation of (2):

$$\tilde{L}_t(\beta) = \prod_{t_m \leq t} \frac{\exp \{ \beta^T x_{t_m}(I_m, J_m) \}}{\sum_{(I, J) \in \tilde{\mathcal{R}}_{t_m}(\mathcal{I}_{t_m}, I_m, \mathcal{J}_{t_m}, J_m, q)} \exp \{ \beta^T x_{t_m}(I, J) \}} \quad (4)$$

By Borgan et al. (1995), estimating parameters  $\hat{\beta}$  by maximizing  $\tilde{L}_t(\beta)$  is a consistent estimator under reasonable conditions; also compare Lerner and Lomi (2023).

## 2.2 Separation into coauthoring model and citation model

For some empirical applications it may be useful to decompose this model into two sub-models: a “coauthoring model” explaining the propensity of sets of authors to coauthor papers and a “citation model” explaining the conditional probability of the reference list of a paper published by a given set of authors. In some applications this decomposition may more faithfully reflect scientific collaboration and publication processes in which scientists first form teams and then write their common paper (which includes the decision about which papers to cite). The decomposition of the joint model into the two submodels reflects this separation, could potentially lead to a simpler interpretation of effects, and is a possible – but not necessary – option to model scientific networks. We emphasize that this model decomposition, if adopted, would still maintain the interaction of coauthoring and citation networks. For instance, coauthoring probabilities can still be modeled dependent on past citations and the conditional probability of reference lists can still be modeled dependent on the authors of the current and past publications.

Specifications of the coauthoring model and citation model are very similar to the joint model – except that the space of possibilities in these models are sets of authors (for the coauthoring model), or sets of papers (for the citation model), respectively. We provide details in A.

## 3 Effects

Effects in RHEM for scientific networks are operationalized by specifying hyperedge covariates  $x_t(I, J)$ . These covariates can be functions of exogenous attributes of nodes (authors or papers) or they can be functions of the history of the process, that is, functions of publication events  $(t', j', I', J')$  with  $t' < t$ . These history-dependent covariates are more demanding to understand, but also introduce more empirically

---

<sup>1</sup>To see that this claim holds, consider their comment on Page 828 that “the multicast case can be considered as a special case of the single-receiver case.” In our case, events have not only several “receivers” (cited papers) but also several “senders” (authors), which does not affect the applicability of their theorems.

interesting effects in the models. We will therefore focus on the definition of history-dependent covariates, which will proceed in two steps. First, we define a small number of time-dependent functions (denoted as “network attributes”) assigning values to nodes or sets of nodes, summarizing past interaction in prior events. These network attributes represent the state of the scientific network at any point in time. Second, we define the model covariates as functions of these network attributes. While this separation is not necessary, we argue that the network attributes are conceptually intuitive summaries of the interaction history, reduce the cognitive burden to understand the definition of covariates (in other words, they reduce the complexity of formulas), and represent a modular approach in which definitions of attributes might be modified without changing the definition of covariates as functions of attributes, and vice versa.

We illustrate the network attributes in Fig. 2 in an example extending Fig. 1. The definition of model covariates will be further illustrated with small stylized examples and graphics in B.

### 3.1 Summarizing history through time-varying network attributes

Given a sequence of publication events  $E = \{(t_1, j_1, I_1, J_1), \dots, (t_n, j_n, I_n, J_n)\}$ , the value of network attributes at time  $t$  is a function of earlier events

$$E_{<t} = \{(t_m, j_m, I_m, J_m) \in E; t_m < t\} ,$$

where we let the effect of past events decay over time with a given half-life period  $T_{1/2} > 0$  (Brandes et al. 2009; Lerner et al. 2013a) using the following weight factor dependent on the elapsed time  $t - t_m$

$$w(t - t_m) = \exp\left(-[t - t_m] \frac{\log 2}{T_{1/2}}\right) .$$

While using a decay is not necessary, it is theoretically plausible that the effect of past collaborations or citations fades over time and a decay typically leads to a better model fit; compare Lerner and Hâncianu (2023).

The most important network attribute, which will be used as a basis for defining several covariates, encodes to what extent a set of authors  $I'$  has cited a set of papers  $J'$  in joint publications. This attribute is a generalization of the “sender-specific hyperedge degree”, defined in Lerner and Lomi (2023), to the case of two-mode hyperevent networks where the number of “senders” (authors in our case) is unconstrained. For a set of authors  $I' \subseteq \mathcal{I}$  and a set of papers  $J' \subseteq \mathcal{J}$ , past author-to-paper citations are encoded in the attribute

$$cite_t^{(ap)}(I', J') = \sum_{t_m < t} w(t - t_m) \cdot \mathbf{1}(I' \subseteq I_m \wedge J' \subseteq J_m) .$$

As special cases, this attribute already encodes to what extent a set of authors has coauthored papers, irrespective of the citations of their papers, by using  $J' = \emptyset$  and it encodes to what extent a set of papers has been cocited by other papers, irrespective of the authors of these citing papers, by using  $I' = \emptyset$ .

For two papers  $j, j' \in \mathcal{J}$ , paper-to-paper citations are encoded in the attribute

$$cite_t^{(pp)}(j, j') = \sum_{t_m < t} w(t - t_m) \cdot \mathbf{1}(j = j_m \wedge j' \in J_m) .$$

Note that at most one term of this sum is different from zero, since every paper is published only once, that is, appears only once as  $j_m$  in a publication event  $(t_m, j_m, I_m, J_m)$ .

For two authors  $i, i' \in \mathcal{I}$ , author-to-author citations are encoded in the attribute

$$cite_t^{(aa)}(i, i') = \sum_{t_m < t} w(t - t_m) \cdot \mathbf{1}(i \in I_m \wedge \exists t_{m'}: j_{m'} \in J_m \wedge i' \in I_{m'}) .$$

In words, the publication event of paper  $j_m$  is counted in the sum given above if and only if  $i$  is among the authors of  $j_m$  and  $j_m$  cites at least one paper  $j_{m'}$  that has  $i'$  among its authors.

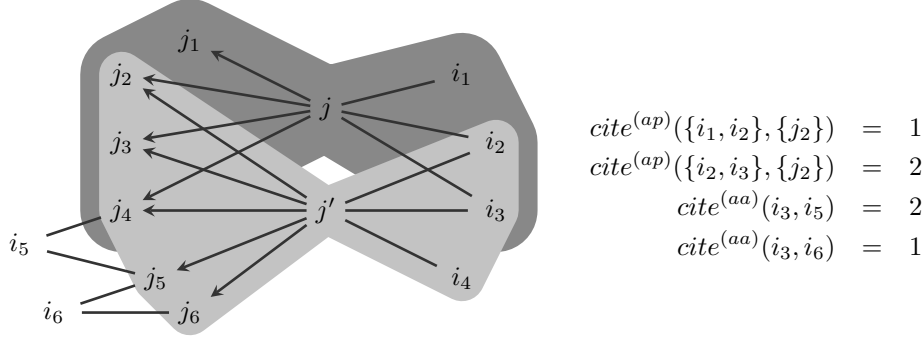


Figure 2: Publication events of papers  $j$  and  $j'$  with their authors  $i_1, \dots, i_4$  and references  $j_1, \dots, j_6$ . Additionally, authors  $(i_5, i_6)$  of some of the cited papers are given. Values of network attributes in this example are computed without any decay over time. Values for  $cite^{(pp)}$  and  $author$  are binary and are given by the lines (“edges”) connecting papers to papers, or authors to papers, respectively. Values of other network attributes on selected nodes are given on the righthand side.

For an author  $i \in \mathcal{I}$  and a paper  $j \in \mathcal{J}$ , past author relations are encoded in the attribute

$$author_t(i, j) = \sum_{t_m < t} w(t - t_m) \cdot \mathbf{1}(j = j_m \wedge i \in I_m) .$$

Again, at most one term of this sum is different from zero, since every paper is published only once.

For an author  $i \in \mathcal{I}$  the *author citation popularity* is the number of papers citing  $i$  (downweighted by the elapsed time since the publication of the citing paper), defined in the node-level attribute

$$citepop_t^{(a)}(i) = \sum_{t_m < t} w(t - t_m) \cdot \mathbf{1}(\exists t_{m'}: j_{m'} \in J_m \wedge i \in I_{m'}) .$$

The length of the reference list of a paper  $j \in \mathcal{J}$  is captured by the following node-level attribute

$$outdeg_t(j) = \sum_{t_m < t} w(t - t_m) \cdot \mathbf{1}(j = j_m) \cdot |J_m| .$$

We emphasize that many different ways to scale or normalize these attributes are possible. It is not in the scope of this paper to explore different variants – or empirically to find the “optimal” normalization.

### 3.2 Hyperedge covariates for network effects

A generic covariate that can be specialized to several different types of covariates is called *subset repetition of order  $(k, \ell)$* . This covariate has already been defined in the preprint Lerner et al. (2019) but has not been used in their empirical analysis. For two non-negative integers  $k$  and  $\ell$  that are not both equal to zero, a set of authors  $I \in \mathcal{I}$ , and a set of papers  $J \in \mathcal{J}$ , subset repetition of order  $(k, \ell)$  is defined as

$$subrep_t^{(k, \ell)}(I, J) = \sum_{(I', J') \in \binom{I}{k} \times \binom{J}{\ell}} \frac{cite_t^{(ap)}(I', J')}{\binom{|I|}{k} \cdot \binom{|J|}{\ell}} .$$

Subset repetition can be specialized to the following three families of covariates. Recall that these and other covariates are further illustrated in B.

**Prior papers and prior joint papers** For a set of authors  $I \subseteq \mathcal{I}$  the average number of prior papers (downweighted by the elapsed time) is captured by the covariate

$$\text{prior papers}_t(I) = \text{subrep}_t^{(1,0)}(I, \emptyset)$$

and is a measure of the past publication activity of authors in  $I$ . Previous collaboration among pairs of authors is captured by

$$\text{prior joint papers}_t(I) = \text{subrep}_t^{(2,0)}(I, \emptyset) ,$$

which averages the number of coauthored papers (downweighted by the elapsed time) over all unordered pairs of authors in  $I$ .

It would be possible to measure past collaboration among larger sets of authors via  $\text{subrep}_t^{(k,0)}(I, \emptyset)$  for  $k > 2$ . However, in our empirical analysis we found that the analyzed scientific network is too sparse to allow estimation of these effects, so that we dropped them from our models.<sup>2</sup>

A related covariate captures the heterogeneity of past publication activity via

$$\text{diff prior papers}_t(I) = \sum_{\{i, i'\} \in \binom{I}{2}} \frac{|\text{cite}_t^{(ap)}(\{i\}, \emptyset) - \text{cite}_t^{(ap)}(\{i'\}, \emptyset)|}{\binom{|I|}{2}} .$$

A positive parameter associated with this covariate would suggest that teams of coauthors are typically composed of authors having a larger dispersion in the number of prior publications than expected by chance alone. A negative parameter would suggest homogeneous teams, whose prior publication activity tends to be more similar than expected by chance alone.

**Paper citation popularity and co-citation** For a set of papers  $J \subseteq \mathcal{J}$  the average number of past citations (downweighted by the elapsed time) is captured by the covariate

$$\text{paper citation popularity}_t(J) = \text{subrep}_t^{(0,1)}(\emptyset, J) .$$

A positive parameter associated with this covariate would indicate a “rich get richer” effect in the sense that papers with more past citations are also cited at a higher rate in the future. Previous co-citations of pairs and triples of papers are captured by

$$\begin{aligned} \text{paper-pair cocitation}_t(J) &= \text{subrep}_t^{(0,2)}(\emptyset, J) \\ \text{paper-triple cocitation}_t(J) &= \text{subrep}_t^{(0,3)}(\emptyset, J) . \end{aligned}$$

Positive parameters for these covariates would suggest that pairs (or triples) of papers that jointly appeared in reference lists are more likely to be cocited again in future publications.

**Author citation repetition** The hypothetical tendency of (groups of) authors to repeatedly cite the same papers (compare Fig. 1) is captured by the following covariates combining the history of a set of authors  $I \subseteq \mathcal{I}$  and a set of papers (potential references)  $J \subseteq \mathcal{J}$

$$\begin{aligned} \text{author citation repetition}_t(I, J) &= \text{subrep}_t^{(1,1)}(I, J) \\ \text{author-pair citation repetition}_t(I, J) &= \text{subrep}_t^{(2,1)}(I, J) \\ \text{author-triple citation repetition}_t(I, J) &= \text{subrep}_t^{(3,1)}(I, J) . \end{aligned}$$

---

<sup>2</sup>However, see Lerner and Hăncean (2023) who estimated subset repetition among coauthors up to order ten in a smaller and denser network.



**Citing a paper and its references** The tendency to adopt (some of) the references of a cited paper – or, conversely, to cite a paper and some of its citing papers – is captured by the covariate measuring the past citation density within a set of papers  $J \subseteq \mathcal{J}$  (representing a possible list of references):

$$\text{cite paper and its refs}_t(J) = \sum_{\{j,j'\} \in \binom{J}{2}} \frac{\text{cite}_t^{(pp)}(j,j') + \text{cite}_t^{(pp)}(j',j)}{|J| \cdot (|J| - 1)} .$$

We note that this covariate is likely to have an influence on the citation disruption index (Park et al. 2023) since an associated positive parameter would suggest a lower expected CDI.

**Paper outdegree popularity** We define the average length of reference lists of a set of papers  $J \subseteq \mathcal{J}$  via the covariate

$$\text{paper outdegree popularity}_t(J) = \sum_{j \in J} \frac{\text{outdeg}_t(j)}{|J|} .$$

A positive parameter associated with this covariate would suggest a tendency to cite papers with long reference lists. This covariate can be seen as a precondition of the above covariate “citing a paper and its references” which should be included to control for varying length of reference lists.

**Collaborate with citing author** The tendency of scientists to coauthor papers with those who cited their previous work is captured by the covariate measuring the past citation density within a set of authors  $I \subseteq \mathcal{I}$ :

$$\text{collab w citing author}_t(I) = \sum_{\{i,i'\} \in \binom{I}{2}} \frac{\text{cite}_t^{(aa)}(i,i') + \text{cite}_t^{(aa)}(i',i)}{|I| \cdot (|I| - 1)} .$$

**Author citation popularity** We define the average citation popularity of a set of authors  $I \subseteq \mathcal{I}$  via the covariate

$$\text{author citation popularity}_t(I) = \sum_{i \in I} \frac{\text{citepop}_t^{(a)}(i)}{|I|} ,$$

and the heterogeneity in author citation popularity (similar to the heterogeneity in the past publication activity) via the covariate

$$\text{diff auth cite pop}_t(I) = \sum_{\{i,i'\} \in \binom{I}{2}} \frac{|\text{citepop}_t^{(a)}(i) - \text{citepop}_t^{(a)}(i')|}{\binom{|I|}{2}} .$$

**Author self citation** Capturing the tendency of authors to cite their own past work, we define the covariate *self citation* measuring the density of the two-mode subgraph connecting a set of authors  $I \subseteq \mathcal{I}$  and a set of papers  $J \subseteq \mathcal{J}$  with respect to the *author* relation

$$\text{self citation}_t(I, J) = \sum_{i \in I, j \in J} \frac{\text{author}_t(i, j)}{|I| \cdot |J|} .$$

**Triadic closure (author pairs)** The remaining list of covariates are variants of triadic closure in the sense that pairs of nodes (which can be authors or papers) are characterized by their past relations to “third” nodes (which, again, can be authors or papers) in various types of relations, defined as network attributes above. The first four covariates in this family establish indirect relations among pairs of authors, that may have an influence on the probability that these authors collaborate in the future.

**Coauthor closure** The covariate *common coauthor* measures to what extent authors in  $I \subseteq \mathcal{I}$  have coauthored papers with the same “third” authors. To abbreviate notation, we write  $coauth_t(i, i') = cite_t^{(ap)}(\{i, i'\}, \emptyset)$ .

$$\text{common coauthor}_t(I) = \sum_{\{i, i'\} \in \binom{I}{2} \wedge i'' \neq i, i'} \frac{\min[coauth_t(i, i''), coauth_t(i', i'')]}{\binom{|I|}{2}}.$$

In the summation above, the “third” author index  $i''$  runs over all authors  $i'' \in \mathcal{I}$ , different from the two focal authors  $i$  and  $i'$ .

**Citing common paper** A related covariate *citing common paper* measures to what extent authors in  $I \subseteq \mathcal{I}$  have cited the same papers in the past.

$$\text{cite common paper}_t(I) = \sum_{\{i, i'\} \in \binom{I}{2} \wedge j \in \mathcal{J}} \frac{\min[cite_t^{(ap)}(\{i\}, \{j\}), cite_t^{(ap)}(\{i'\}, \{j\})]}{\binom{|I|}{2}}.$$

**Citing common author** The covariate *citing common author* measures to what extent authors in  $I \subseteq \mathcal{I}$  have cited (papers published by) the same authors in the past.

$$\text{cite common auth}_t(I) = \sum_{\{i, i'\} \in \binom{I}{2} \wedge i'' \neq i, i'} \frac{\min[cite_t^{(aa)}(i, i''), cite_t^{(aa)}(i', i'')]}{\binom{|I|}{2}}.$$

**Cited by common author** Finally, the covariate *cited by common author* reverses these relations and measures to what extent (papers published by) authors in  $I \subseteq \mathcal{I}$  have been cited by the same authors in the past.

$$\text{cited by common auth}_t(I) = \sum_{\{i, i'\} \in \binom{I}{2} \wedge i'' \neq i, i'} \frac{\min[cite_t^{(aa)}(i'', i), cite_t^{(aa)}(i'', i')]}{\binom{|I|}{2}}.$$

**Triadic closure (author-paper pairs)** The remaining four “triadic closure” covariates establish indirect relations between authors and papers via various types of relations.

**Adopt citations of coauthors** A tendency of authors to cite the papers that have been cited in the past by their past coauthors can be assessed by the following covariate

$$\text{adopt cite coauth}_t(I, J) = \sum_{i \in I \wedge j \in J \wedge i' \neq i} \frac{\min[coauth_t(i, i'), cite_t^{(ap)}(\{i'\}, \{j\})]}{|I| \cdot |J|}.$$

**Citing papers of coauthors** Similarly, a tendency of authors to cite the papers that have been published by their past coauthors can be assessed by the following covariate

$$\text{cite coauthor's paper}_t(I, J) = \sum_{i \in I \wedge j \in J \wedge i' \neq i} \frac{\min[coauth_t(i, i'), author_t(i', j)]}{|I| \cdot |J|}.$$

**Citation-repetition on the author level** We define a covariate *author-author citation repetition* that can test the tendency of authors to repeatedly cite the papers of the same authors

$$\text{auth-auth cite repet}_t(I, J) = \sum_{i \in I \wedge j \in J \wedge i' \neq i} \frac{\min[\text{cite}_t^{(aa)}(i, i'), \text{author}_t(i', j)]}{|I| \cdot |J|}.$$

Note that this covariate is structurally different from “author citation repetition” since the latter tests whether the same author tends to repeatedly cite the same paper, while the new “author-author citation repetition” tests whether the same author  $i$  tends to repeatedly cite potentially different papers written by the same other author  $i'$ .

**Citation-reciprocation on the author level** Reversing a relation in the previously defined author-author citation repetition, we define a covariate *author-author citation reciprocation* testing the tendency of authors to cite the papers of those other authors who have previously cited their papers

$$\text{auth-auth cite recipr}_t(I, J) = \sum_{i \in I \wedge j \in J \wedge i' \neq i} \frac{\min[\text{cite}_t^{(aa)}(i', i), \text{author}_t(i', j)]}{|I| \cdot |J|}.$$

We emphasize that many different ways to scale or normalize these covariates are possible and there are also many possibilities to define yet other structurally different covariates. The objective of this paper is to define a representative set of covariates, illustrating structurally different ways how past publication events may shape the distribution of future publications. It is impossible – and not in the scope of this paper – to provide a “complete” list of covariates.

### 3.3 Hyperedge covariates dependent on exogenous factors

Another family of hyperedge covariates may be expressed in terms of numeric or categorical exogenous attributes of authors or papers. Examples of such exogenous attributes for papers include subject classifiers, keywords, and numeric summaries of the text of abstracts or whole papers. For the case of authors, exogenous attributes include gender, seniority, or affiliation. Types of hyperedge covariates based on such exogenous attributes include summary statistics of attribute values over authors, papers, or of the interaction between author attributes and paper attributes (e.g., interaction between research interest of authors and subject classifiers of papers cited by them). Simple examples for the functional form of such covariates are provided by the two effects “author citation popularity” and “diff author citation popularity”, defined above. Although these covariates are defined as functions of the history-dependent node-level attribute  $\text{citepop}_t^{(a)}(i')$ , their functional form could be re-used to define similar covariates dependent on exogenous attributes (e.g., seniority or gender).

Since we do not use any exogenous attributes in our empirical example below – and since we believe that their definition is straightforward and simple, compared to some of the more complex history-dependent attributes – we do not explicitly define covariates depending on exogenous attributes. We further refer the reader to Lerner and Lomi (2023) for explicit examples of such covariates.

### 3.4 Hyperedge covariates dependent on the published paper

We note that none of the covariates defined above takes the focal paper  $j_m$  of a publication event  $(t_m, j_m, I_m, J_m)$  into account. Indeed, since we defined only covariates dependent on the history of the process, considering the paper  $j_m$  would not make any difference, since a paper has an empty history at its publication time. If, however, we considered covariates dependent on exogenous attributes, it would be possible in a straightforward manner to also take attributes of  $j_m$  into account. For instance, overlap in keywords of  $j_m$  with the papers in  $J_m$ , related subject classifiers, or some measure of text similarity, could make it more likely that  $j_m$  has  $J_m$  as its reference list.

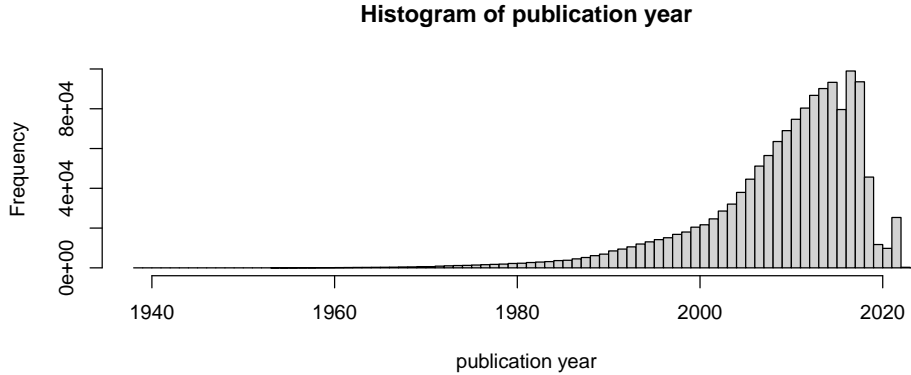


Figure 3: Histogram of publication year.

## 4 Empirical example

To demonstrate the empirical value of our model for scientific networks, to provide use cases and exemplary interpretation of findings, and to empirically assess the relative strength of the various effects, we fit models to empirical data comprising more than a million unique papers and authors.

### 4.1 Data

To construct our data, we take the Aminer Citation Network Dataset (<https://www.aminer.org/citation>) “DBLP-Citation-network V14” (Tang et al. 2008) which we restrict to journal publications (indicated by the field value `doc_type="Journal"`) and we also retain only those references that appear in this restricted data (i.e., only citations from and to journal articles). If by this process, the list of references of some paper  $j$  becomes empty, we drop the respective publication event from our analysis (however,  $j$  could still be cited by another paper in our data). The resulting 1,416,353 papers (i.e., publication events) are written by 1,286,941 unique authors. The number of authors per paper ranges from one to 134 with mean equal to 2.8 and the number of references (included in the analysis) ranges from 1 to 2,268 with the mean number of references equal to 8.6. The year of publication ranges from 1939 to 2023, where the bulk of papers has been published after the year 2000; see the distribution of publication years in Fig. 3.

### 4.2 Preprocessing, estimation, and reproducibility

Explanatory variables (i.e., hyperedge covariates) are computed with the open-source software `eventnet` (Lerner and Lomi 2020; Lerner et al. 2021), available at <https://github.com/juergenlerner/eventnet>. The `eventnet` software samples  $q$  non-event hyperedges associated with each observed hyperevent (i.e., publication event) and computes all covariates of observed events and sampled non-events. For defining the set of authors  $\mathcal{I}_t$  that could publish a paper in year  $t$  and the set of papers  $\mathcal{J}_t$  that could be cited in year  $t$  we use all authors, respectively papers, that appear in any publication event at  $t$  or earlier. In particular, we do never remove authors from  $\mathcal{I}_t$  since we do not have any information about when an author cannot (or decides not to) publish anymore. (Given such information, `eventnet` would allow to remove nodes from the risk set.) Note however that covariates capturing author activity (e.g., “prior papers”) have a decay and approach zero after longer periods of inactivity. Thereby the models could learn implicitly that authors are unlikely to publish again after longer periods of inactivity.

We set the number of non-events per event to  $q = 5$ . All network attributes are defined with the half life period  $T_{1/2}$  set to three years. We transform all covariates by the square-root transformation  $x \mapsto \sqrt{x}$ , which consistently results in a better fit for all models, but do not otherwise standardize covariates. For each

model we estimate parameters with the `coxph` function in the R package `survival` (Therneau and Grambsch 2013; Therneau 2015). More specifically, we fit stratified CoxPH models where the strata are defined by the concatenation of year, number of authors, and number of references; compare the specification of the intensity in (1).

Since, in general, many papers are published in a given year, we have a data set with “tied event times” (Kalbfleisch and Prentice 1973; Breslow 1974; Efron 1977; Hertz-Picciotto and Rockhill 1997), which we let the `coxph` function handle, by default, with the so-called “Efron approximation”. We further note that, even though we have data with simultaneous events, it still holds that the values of hyperedge covariates at time  $t$  are only functions of prior publication events at time  $t' < t$ . Our models assume that simultaneous events are conditionally independent of each other, given the set of previous events (Lerner et al. 2013b). Concretely, we therefore assume that, for instance, authors do not base their decision about the selection of coauthors or references on other publications from the same year. Empirically testing the implications of this assumption is out of scope of this paper. We note that, for instance, patent collaboration and citation networks typically come with a much finer time granularity, often given by the day. Moreover, scientific papers published in the last few years often provide more fine-grained information on (online) publication dates given by the day.

Our analysis is fully reproducible. We provide all software and scripts (preprocessing, eventnet configuration files, and R scripts), as well as explanations on how to use them, on a dedicated page in the `eventnet` wiki.<sup>3</sup> We further note that `eventnet` is open source published under the GPL 3.0 license, allowing inspection, modification, and re-publishing of code and providing a reference implementation for computing hyperedge covariates.

### 4.3 Results

**Model parameters** Table 1 provides estimated parameters of the coauthor model, citation model, and joint model. Note that, while the observed events are identical for the three models, the sampled non-events are different and are indeed sampled from different spaces: sets of authors, sets of papers, and pairs of author sets and paper sets, respectively.

Parameters usually – but not always – have the same sign and significance levels in the joint model and in one of the two submodels. An exception is the difference in the author citation popularity, which is positive in the coauthor model (suggesting that teams of coauthors are typically composed of scientists with varying citation popularity) and negative in the joint model (suggesting teams of authors that are more homogeneous in this aspect). Below we discuss findings on some strong and/or representative effects.

Findings explaining the formation of coauthor teams include a positive effect of the number of prior papers (i.e., those scientists who published more in the recent past publish currently at a higher rate) and a positive effect of the number of prior joint papers (suggesting a tendency to repeat scientific collaboration). The difference in the number of prior papers has a positive effect, suggesting that coauthor teams are typically composed of scientists with varying publication history, for instance, senior scientists who publish papers together with their Phd students. We find that scientists have a tendency to collaborate with those who cited their papers. The four triadic effects explaining coauthoring, from “common coauthor” to “cited by common author”, are all negative in the coauthoring model (although some are not in the joint model). This result is in line with previous findings on negative closure in coauthor networks (Lerner and Hâncean 2023) and hyperevent networks of meeting events (Lerner et al. 2021; Lerner and Lomi 2022). Following the interpretation given in these papers, negative closure suggests the existence of various dense groups of actors that do not merge over time – or, alternatively, the existence of actors occupying stable broker positions, surrounded by structural holes (Burt 1992).

Strong and positive effects explaining the selection of references include the number of times that these references have been cited before (paper citation popularity), repeated co-citation of pairs of papers, the tendency of authors to repeatedly cite the same papers (author citation repetition), to cite their own papers (self citation), and to cite papers published by their past coauthors (cite coauthor’s paper). Another strong

<sup>3</sup>[https://github.com/juergenlerner/eventnet/wiki/Coevolution-of-collaboration-and-references-to-prior-work-\(tutorial\)](https://github.com/juergenlerner/eventnet/wiki/Coevolution-of-collaboration-and-references-to-prior-work-(tutorial))

Table 1: Estimated parameters and standard errors (in brackets).

	coauthors	citations	joint
prior papers	0.215 (0.002)***		0.129 (0.003)***
diff prior papers	0.181 (0.002)***		0.185 (0.002)***
prior joint papers	1.729 (0.003)***		0.823 (0.004)***
author citation popularity	-0.032 (0.001)***		-0.017 (0.001)***
diff auth cite pop	0.027 (0.001)***		-0.007 (0.001)***
collab w citing author	0.503 (0.003)***		0.318 (0.003)***
common coauthor	-0.080 (0.001)***		-0.014 (0.001)***
citing common paper	-0.008 (0.002)***		-0.112 (0.002)***
citing common author	-0.056 (0.001)***		0.001 (0.001)
cited by common author	-0.059 (0.001)***		0.007 (0.001)***
paper citation popularity		0.188 (0.000)***	0.170 (0.000)***
paper-pair cocitation		0.020 (0.001)***	0.032 (0.001)***
paper-triple cocitation		-0.208 (0.004)***	-0.170 (0.004)***
author citation repetition		0.829 (0.008)***	0.643 (0.008)***
author-pair citation repet		-0.524 (0.007)***	
author-triple citation repet		-0.195 (0.010)***	
paper outdegree popularity		0.192 (0.001)***	0.195 (0.001)***
cite paper and its refs		7.746 (0.010)***	7.360 (0.010)***
adopt citation of coauthor		-0.038 (0.002)***	-0.264 (0.003)***
self citation		1.745 (0.012)***	1.799 (0.012)***
cite coauthor's paper		0.497 (0.007)***	0.291 (0.007)***
author-author citation repet		-0.042 (0.007)***	-0.381 (0.007)***
author-author citation recip		-0.258 (0.006)***	-0.343 (0.007)***
AIC	20602304.582	19168404.629	18927741.318
Num. events	1, 416, 353	1, 416, 353	1, 416, 353
Num. obs.	8, 493, 351	8, 493, 344	8, 493, 353

\*\*\* $p < 0.001$ ; \*\* $p < 0.01$ ; \* $p < 0.05$ 

positive effect is the tendency to cite papers together with some of their references. This is consistent with the finding by Park et al. (2023) that the citation disruption index is lower than expected in a randomized citation network (although it does not say anything about their main claim stating that the CDI is declining over time).

**Contributions of covariates in the joint model** Table 2 presents contributions of the individual covariates to the log likelihood of the joint model. The first numeric column gives the differences in log likelihoods of the respective single-parameter model (specified with only one covariate at a time) over the null model (no parameters). The second numeric column gives the differences between the “full model” (specified with all 21 covariates) and the models with 20 parameters obtained by dropping the respective effect from the full model. The last column gives the type of effect: “A” for pure authorship effects, that is, covariates that could still be computed if we discarded the set of cited papers  $J_m$  from all publication events  $(t_m, j_m, I_m, J_m)$ , “C” for pure citation network effects, that is, covariates that could still be computed if we discarded the set of authors  $I_m$  from all publication events, and “M” for mixed effects that depend on authors and citations. The log likelihood of the null model is 11,063,051 and the difference in log likelihood between the full model and the null model is 1,599,202.

We find that the strongest effect, by far, is the tendency of authors to cite a paper together with some of the references of that cited paper. The implied pattern in citation networks emerges if, for instance, paper  $j_1$  is cited by  $j_2$  and later paper  $j_3$  cites  $j_1$  and  $j_2$ . Different explanations could lead to this pattern: authors may copy part of the references of a paper they cite – or authors may search for citations to a paper they want to cite, and include also some of these citing papers in their reference list. Besides these purely mechanistic explanations, the papers’ content (similarity) or relevance for a specific new paper could as well explain this pattern. If  $j_2$  cites  $j_1$ , it is a signal that these two papers are likely to be related; if  $j_3$  cites  $j_2$  they are related as well; by transitivity  $j_1$  and  $j_3$  are related, which may increase the probability that  $j_3$  cites  $j_1$ . With the given data we cannot distinguish between such different explanations for the same structural effect.

Table 2: Contributions to the log likelihood of individual covariates in the joint model. First numeric column: improvements over the null model; second numeric column: contributions in the full model. Last column: type of effect (“A” for pure coauthorship effects, “C” for pure citation effects, “M” for mixed effects).

	to null	in full	type
cite paper and its refs	1,150,680	237,136	C
paper citation popularity	629,911	115,535	C
author citation repetition	614,921	3,495	M
self citation	537,228	9,967	M
num prior joint papers	508,556	21,586	A
num prior papers	508,359	1,230	A
author-author citation repetition	441,856	1,545	M
collab w citing author	415,377	4,324	M
diff num prior papers	402,533	5,537	A
paper-pair cocitation	400,152	278	C
author-author citation reciprocation	359,472	1,331	M
cite coauthor’s paper	355,529	849	M
adopt citation of coauthor	329,170	4,649	M
author citation popularity	251,639	198	M
diff auth cite pop	217,229	55	M
paper-triple cocitation	212,057	1,123	C
citing common paper	202,071	1,682	M
common coauthor	189,043	67	A
paper outdegree popularity	168,659	12,428	C
citing common author	160,407	0	M
cited by common author	112,673	66	M

The second-strongest effect is the paper citation popularity (or “rich get richer” effect) indicating that papers that have been cited more often in the past accumulate citations at a higher rate in the future. These two covariates are pure citation network effects and they have the strongest individual contributions over the null model and in the full model.

The next effects, ordered by contributions over the null model, are mixed effects: the tendency of authors to repeatedly cite the same papers and the tendency of authors to cite their own prior work. For these effects we observe for the first time that the contributions over the null model can lead to a different relative ordering than the contributions in the full model. A possible explanation is that for some effects we have included more related effects than for others – which implies that the focal effect has a smaller additional contribution in the full model. For instance, part of the contributions of “author citation repetition” can presumably be explained by the papers’ citation popularity and/or by the authors’ publication activity (“prior papers”). Conversely, the “paper outdegree popularity” has a relatively weak effect over the null model but the fourth strongest effect in the full model. We note that the outdegree popularity is one out of few effects that reverse the roles of citing and cited papers: papers that cite many others (high outdegree) are more likely to be cited. The only other effect that also reverses the roles of “citing” and “being cited” is the “author-author citation reciprocation” – although in this effect the nodes are authors and not papers.

The effects at Position 5 and 6 are the pure authorship effects “prior joint papers” (that is, repeatedly coauthoring papers with the same others) and “prior papers” (that is, past publication activity measured by the number of prior papers, downscaled by the elapsed time).

Some of the weakest effects are the four triadic closure effects that relate two authors through past relations to common cited papers, common coauthors, common cited authors, or by having been cited by common authors.

The difference in contributions from one effect to the next, ordered by contributions over the null model, have relatively small jumps – except for the unexpectedly strong contribution of the strongest effect (partial

copying of the reference lists of cited papers).

## 5 Conclusion

We proposed and tested a general statistical modeling framework for the analysis of scientific networks which are dynamic mixed two-mode networks whose nodes are authors and papers, where authors are connected to the papers they write and papers are connected to other papers they cite. The models presented in this paper extend the analytical possibilities in the study of scientific citation networks by affording consideration of a broader set of network dependencies. Existing models considering only the dependencies linking authors through papers they write (and – dually – papers through the authors who have written them) can only take into account a subset of possible dependencies in complex systems of scientific citation networks. In the light of the results reported in this study, we think there is ground for claiming that results of extant research on the “science of science” based on scientific citation networks are useful, but incomplete.

We argued and demonstrated that the network dynamics of the two components of this system (authors-by-papers, and papers-by-references) are heavily interdependent. On the one hand, the selection of reference lists depends on the authors of the current and past papers. On the other, the formation of teams of coauthors also depends on their and others past citations. Moreover, we argued that interaction in scientific networks is inherently polyadic, since a single publication event connects a varying and theoretically unbounded number of authors and cited papers. RHEM are a family of statistical models that can deal with the polyadic nature of scientific networks and the main contribution of this paper is to adapt RHEM to time-stamped mixed two-mode networks.

We specified likelihood functions for such RHEM, defined a list of representative covariates that implement structurally different effects in scientific networks, and conducted an empirical analysis of a large scientific network. We found that mixed effects – explaining scientific publications through a combination of authoring and citation relations – are generally strong and can be used to test theoretically relevant effects explaining scientific collaboration and research orientation.

We have provided evidence that citations linked to scientific papers are not independent: citations reported in a paper are typically overlapping with the citations reported in other papers (which might have been authored by the same scientists or by their coauthors). The fact that a paper citing another also often cites some of its references may not be surprising. What is surprising is that, before the current paper, no model was available to adequately incorporate this predictable empirical feature in the analysis of scientific citation networks.

We think that the results presented – while only suggestive at the current stage – have potentially far-reaching implications for the evaluation of scientific productivity, science policy and, ultimately, for the careers of scientists. If citations are not independent, but “come in packages” then it is obvious that bibliometric indexes computed under the assumption of independence will be imperfect and – possibly – inflated by the tendency of specific references to be included in subsets of references that are frequently cited together by the same authors, their coauthors or – simply – by other papers connected by direct citation links. Some of the effect that we have defined in this paper will help derive and test specific hypotheses about the mechanisms that regulate the composition of “citation packages,” the frequency with which they recur across papers, and the tendency of authors and co-authors to include citations in packages. We believe that future research in the science of science should re-examine the implicit assumption found in many studies that the number of citations received represents a direct measure of individual – or even team – productivity. We note that our analysis is fully reproducible and models proposed in this paper can be adapted and generalized building on the open source software `eventnet`; see Sect. 4.2.

It is worth emphasizing that the dynamic structure of scientific citation networks also arises in other settings. For instance, the data structure typical of scientific networks is commonly found in studies of patent citation networks connecting teams of inventors and citing related patents (Acemoglu et al. 2016). Similarly, artistic productions where multiple artists are involved in collaborative productions making explicit or implicit references to other productions or artists (Lena 2004; Schuster et al. 2019). Many of the statistical effects that we have derived, implemented and tested in this paper in the context of scientific networks seem



to arise naturally from repeated collaboration in the production of feature film (Faulkner 1983), and music (Gleiser and Danon 2003).

Avenues for future work include both empirical, as well as methodological development. Examples for empirical work that may benefit from the results reported in this paper includes reproducibility studies of influential empirical findings in research on the science of science concerning, for example, the effect of citation atypicality on the impact of scientific papers (Uzzi et al. 2013), or the apparent decline of the citation disruption index (Park et al. 2023). Using novel and more general models discussed in this paper, it may be possible to define new ways to normalize quantitative measures in citation networks and test the robustness of existing results. Other possible empirical studies employing models proposed in this work could test theories of social selection (e.g., scientists start collaboration due to common research interest), social influence (e.g., scientists adopt research orientation of their current or past collaborators), formation of scientific teams, or determinants of scientific productivity, innovation, heritage, and impact.

Possibilities for future progress on the modeling front include developing a more exhaustive list of covariates for mixed two-mode networks, techniques to find optimal scaling or normalization of network attributes and covariates, and techniques to find optimal half-life periods for the decaying influence of past events. Model estimation could be made more robust, for instance, through Markov chain simulation to explore the large space of (plausible) controls.

**Acknowledgment** Financially supported by Deutsche Forschungsgemeinschaft (DFG) – 321869138 to J.L., Executive Agency for Financing Higher Education, Research, Development and Innovation Funding (UEFISCDI grant, code PN-III-P4-ID-PCE-2020-2828) to M.-G.H., and Schweizerischer Nationalfonds (SNF) 100013\_192549 to A.L.

## References

- Acemoglu, D., Akcigit, U., Kerr, W.R., 2016. Innovation network. *Proceedings of the National Academy of Sciences* 113, 11483–11488.
- Borgan, Ø., Goldstein, L., Langholz, B., 1995. Methods for the analysis of sampled cohort data in the Cox proportional hazards model. *The Annals of Statistics* , 1749–1778.
- Brandes, U., Lerner, J., Snijders, T.A., 2009. Networks evolving step by step: statistical analysis of dyadic event data, in: *Proc. intl. conf. Advances in Social Network Analysis and Mining (ASONAM)*, IEEE Computer Society. pp. 200–205.
- Breiger, R.L., 1974. The duality of persons and groups. *Social forces* 53, 181–190.
- Breslow, N., 1974. Covariance analysis of censored survival data. *Biometrics* 30, 89–99.
- Burt, R.S., 1992. *Structural holes: The social structure of competition*. Harvard university press.
- Butts, C.T., 2008. A relational event framework for social action. *Sociological Methodology* 38, 155–200.
- Efron, B., 1977. The efficiency of cox’s likelihood function for censored data. *Journal of the American statistical Association* 72, 557–565.
- Faulkner, R.R., 1983. *Music on demand*. Transaction Publishers.
- Ferligoj, A., Kronegger, L., Mali, F., Snijders, T.A., Doreian, P., 2015. Scientific collaboration dynamics in a national scientific system. *Scientometrics* 104, 985–1012.
- Filippi-Mazzola, E., Wit, E.C., 2023. A deep relational event additive model for modeling patent citations. *arXiv preprint arXiv:2303.07961* .

- Fortunato, S., Bergstrom, C.T., Börner, K., Evans, J.A., Helbing, D., Milojević, S., Petersen, A.M., Radicchi, F., Sinatra, R., Uzzi, B., et al., 2018. Science of science. *Science* 359, eaao0185.
- Fritz, C., De Nicola, G., Kevork, S., Harhoff, D., Kauermann, G., 2023. Modelling the large and dynamically growing bipartite network of German patents and inventors. *Journal of the Royal Statistical Society Series A: Statistics in Society* URL: <https://doi.org/10.1093/jrsssa/qnad009>. qnad009.
- Gleiser, P.M., Danon, L., 2003. Community structure in jazz. *Advances in complex systems* 6, 565–573.
- Guimera, R., Uzzi, B., Spiro, J., Amaral, L.A.N., 2005. Team assembly mechanisms determine collaboration network structure and team performance. *Science* 308, 697–702.
- Hertz-Picciotto, I., Rockhill, B., 1997. Validity and efficiency of approximation methods for tied survival times in cox regression. *Biometrics* 53, 1151–1156.
- Hunter, D., Smyth, P., Vu, D.Q., Asuncion, A.U., 2011. Dynamic egocentric models for citation networks, in: *Proceedings of the 28th international conference on machine learning (ICML-11)*, pp. 857–864.
- Kalbfleisch, J.D., Prentice, R.L., 1973. Marginal likelihoods based on cox’s regression and life model. *Biometrika* 60, 267–278.
- Krivitsky, P.N., Handcock, M.S., 2014. A separable model for dynamic networks. *Journal of the Royal Statistical Society: Series B (Statistical Methodology)* 76, 29–46.
- Lee, M., Martin, J.L., 2018. Doorway to the dharma of duality. *Poetics* 68, 18–30.
- Lena, J.C., 2004. Meaning and membership: samples in rap music, 1979–1995. *Poetics* 32, 297–310.
- Lerner, J., Bussmann, M., Snijders, T.A., Brandes, U., 2013a. Modeling frequency and type of interaction in event networks. *Corvinus Journal of Sociology and Social Policy* 4, 3–32.
- Lerner, J., Hâncean, M.G., 2023. Micro-level network dynamics of scientific collaboration and impact: Relational hyperevent models for the analysis of coauthor networks. *Network Science* 11, 5–35.
- Lerner, J., Indlekofer, N., Nick, B., Brandes, U., 2013b. Conditional independence in dynamic networks. *Journal of Mathematical Psychology* 57, 275–283.
- Lerner, J., Lomi, A., 2020. Reliability of relational event model estimates under sampling: How to fit a relational event model to 360 million dyadic events. *Network Science* 8, 97–135.
- Lerner, J., Lomi, A., 2022. A dynamic model for the mutual constitution of individuals and events. *Journal of Complex Networks* 10, cnac004.
- Lerner, J., Lomi, A., 2023. Relational hyperevent models for polyadic interaction networks. *Journal of the Royal Statistical Society: Series A* URL: <https://doi.org/10.1093/jrsssa/qnac012>.
- Lerner, J., Lomi, A., Mowbray, J., Rollings, N., Tranmer, M., 2021. Dynamic network analysis of contact diaries. *Social Networks* 66, 224–236.
- Lerner, J., Tranmer, M., Mowbray, J., Hancean, M.G., 2019. REM beyond dyads: relational hyperevent models for multi-actor interaction networks. *arXiv preprint arXiv:1912.07403* <https://arxiv.org/abs/1912.07403>.
- Lin, Z., Yin, Y., Liu, L., Wang, D., 2023. Sciscinet: A large-scale open data lake for the science of science research. *Scientific Data* 10, 315.
- Liu, L., Jones, B.F., Uzzi, B., Wang, D., 2023. Data, measurement and empirical methods in the science of science. *Nature Human Behaviour* , 1–13.

- Lusher, D., Koskinen, J., Robins, G. (Eds.), 2013. Exponential Random Graph Models for Social Networks. Cambridge University Press.
- Park, M., Leahey, E., Funk, R.J., 2023. Papers and patents are becoming less disruptive over time. *Nature* 613, 138–144.
- Perry, P.O., Wolfe, P.J., 2013. Point process modelling for directed interaction networks. *Journal of the Royal Statistical Society: SERIES B: Statistical Methodology*, 821–849.
- Petersen, A.M., Arroyave, F., Pammolli, F., 2023. The disruption index suffers from citation inflation and is confounded by shifts in scholarly citation practice. Available at SSRN 4486421 .
- Radicchi, F., Fortunato, S., Vespignani, A., 2011. Citation networks. *Models of science dynamics: Encounters between complexity theory and information sciences*, 233–257.
- Schuster, M., Mitchell, D., Brown, K., 2019. Sampling increases music sales: An empirical copyright study. *American Business Law Journal* 56, 177–229.
- Snijders, T.A., 2005. Models for longitudinal network data, in: Carrington, P.J., Scott, J., Wasserman, S. (Eds.), *Models and Methods in Social Network Analysis*. Cambridge University Press.
- Tang, J., Zhang, J., Yao, L., Li, J., Zhang, L., Su, Z., 2008. Arnetminer: extraction and mining of academic social networks, in: *Proceedings of the 14th ACM SIGKDD international conference on Knowledge discovery and data mining*, pp. 990–998.
- Therneau, T.M., 2015. A Package for Survival Analysis in S. URL: <https://CRAN.R-project.org/package=survival>. version 2.38.
- Therneau, T.M., Grambsch, P.M., 2013. Modeling survival data: extending the Cox model. Springer Science & Business Media.
- Uzzi, B., Mukherjee, S., Stringer, M., Jones, B., 2013. Atypical combinations and scientific impact. *Science* 342, 468–472.

## A Separation into coauthoring and citation model

### A.1 The coauthoring model

We define the coauthoring model by focusing on the differences to the joint model defined above. We adapt the notation by using the superscript <sup>(a)</sup> whenever necessary (where ‘a’ stands for ‘authors’). The coauthoring model is for counting processes on  $\mathbb{R}_+ \times \mathcal{P}(I)$ , where the intensity on a set of authors  $I \in \mathcal{P}(I)$  is specified as

$$\lambda_t^{(a)}(I) = \bar{\lambda}_t^{(a)}(|I|) \exp \left\{ \beta_0^{(a)\top} x_t^{(a)}(I) \right\} \mathbf{1}\{I \subseteq \mathcal{I}_t\} . \quad (5)$$

Note that, although covariates  $x_t^{(a)}(I)$  are only functions of the set of authors  $I$ , this does not preclude that these covariates can consider *past* citations. For example,  $x_t^{(a)}(I)$  could count, for pairs of two different authors  $i, i' \in I$ , the number of papers that have been cited by both,  $i$  and  $i'$  in the past (this could indicate similarity of their research focus and could therefore increase the probability of a future collaboration); compare the precise definition of such a covariate in Section 3. All covariates  $x_t^{(a)}(I)$  of the coauthoring model can be used as covariates  $x_t(I, J)$  in the joint model in a straightforward way by setting  $x_t(I, J) = x_t^{(a)}(I)$ , that is, by ignoring the second argument  $J$ .

For an observed sequence of publication events  $(t_1, j_1, I_1, J_1), \dots, (t_n, j_n, I_n, J_n)$ , the sampled partial likelihood  $\tilde{L}_t^{(a)}(\beta)$  of the coauthoring model is very similar to the one of the joint model, given in (4). The

only remarkable difference is that the summation is over the sampled risk set  $\tilde{\mathcal{R}}_{t_m}^{(a)}(\mathcal{I}_{t_m}, I_m, q)$ , sampled uniformly at random from

$$\left\{ \mathcal{R} \subseteq \binom{\mathcal{I}_t}{|I|}; I \in \mathcal{R} \wedge |\mathcal{R}| = q + 1 \right\}, \quad (6)$$

instead of being sampled from (3).

## A.2 The citation model

As before, we define the citation model by focusing on the differences to the joint model defined above, where we use the superscript <sup>(c)</sup> whenever necessary (where 'c' stands for 'citations'). Same as for the joint model, the citation model is for counting processes on  $\mathbb{R}_+ \times \mathcal{P}(\mathcal{I}) \times \mathcal{P}(\mathcal{J})$ . The first remarkable difference to the joint model is that the intensity on a pair  $(I, J) \in \mathcal{P}(\mathcal{I}) \times \mathcal{P}(\mathcal{J})$  absorbs the set of authors  $I$  in the baseline intensity  $\bar{\lambda}_t^{(c)}$ :

$$\lambda_t^{(c)}(I, J) = \bar{\lambda}_t^{(c)}(I, |J|) \exp \left\{ \beta_0^{(c)\top} x_t^{(c)}(I, J) \right\} \mathbf{1}\{I \subseteq \mathcal{I}_t \wedge J \subseteq \mathcal{J}_t\}. \quad (7)$$

This difference implies that the hazard ratio  $\exp \left\{ \beta_0^{(c)\top} x_t^{(c)}(I, J) \right\}$  explains by which factor a possible set of references  $J$  is more or less likely than an alternative set of references  $J'$ , *for a given publication by authors  $I$* . In other words, the citation model conditions on the observed set of authors of a publication event and explains which references are likely to be cited by them. The other implication is that any covariate  $x_t^{(c)}(I, J)$  that is only a function of the authors  $I$  (but ignores the references  $J$ ) would lead to a non-identifiable parameter  $\beta_0^{(c)}$  in the citation model, since its effect is absorbed in the baseline intensity. (From another perspective, the effect of such a covariate would cancel out in the resulting likelihood function.) For instance, a covariate  $x_t^{(c)}(I, J)$  counting the number of previous papers of authors  $i \in I$  would lead to a non-identifiable parameter, since it satisfies  $x_t^{(c)}(I, J) = x_t^{(c)}(I, J')$  for all sets of references  $J, J'$ . On the other hand, a covariate  $x_t^{(c)}(I, J)$  counting the number of those previous papers of authors  $i \in I$  *that cite papers in  $J$*  could be included in the citation model. All covariates of the citation model can also be included in the joint model.

The sampled partial likelihood  $\tilde{L}_t^{(c)}(\beta)$  of the citation model is very similar to the one of the joint model, given in (4). The only remarkable difference is that it uses in the summation the sampled risk set  $\tilde{\mathcal{R}}_t^{(c)}(I, \mathcal{J}_t, J, q) \subseteq \{I\} \times \binom{\mathcal{J}_t}{|J|}$  which is sampled uniformly at random from

$$\left\{ \mathcal{R} \subseteq \{I\} \times \binom{\mathcal{J}_t}{|J|}; (I, J) \in \mathcal{R} \wedge |\mathcal{R}| = q + 1 \right\}, \quad (8)$$

instead of being sampled from (3). Note that the first component of the elements in  $\tilde{\mathcal{R}}_t^{(c)}(I, \mathcal{J}_t, J, q)$  is fixed to  $I$  and only the second component is random.

## B Illustration of network effects

Below we illustrate the history-dependent covariates with small stylized examples represented in small graphics. For convenience, we repeat the definitions of the various effects that has already been provided in Section 3.2. Several effect based on the generic subset-repetition covariate  $subrep_t^{(k, \ell)}$  are illustrated via the example displayed in Fig. 4. In all examples we ignore the decay implied by the elapsed time of past events to provide simpler numeric results.

**Prior papers and prior joint papers** The average prior publication activity of a set of authors  $I \subseteq \mathcal{I}$  is captured by the covariate

$$\text{prior papers}_t(I) = subrep_t^{(1, 0)}(I, \emptyset)$$

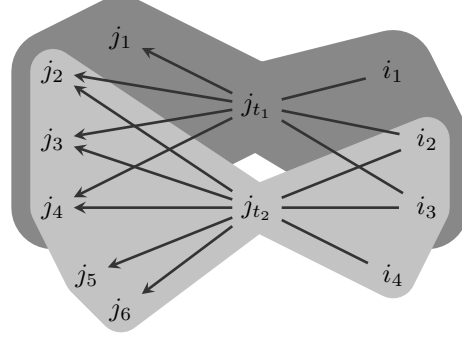


Figure 4: Example of two publication events  $(t_1, j_{t_1}, \{i_1, i_2, i_3\}, \{j_1, j_2, j_3, j_4\})$  and  $(t_2, j_{t_2}, \{i_2, i_3, i_4\}, \{j_2, j_3, j_4, j_5, j_6\})$  with  $t_1 < t_2$  (repeated from Fig. 1), used to illustrate several effects defined via subset repetition (see the text for a detailed explanation).

and is a measure of the past publication activity of authors in  $I$ . At  $t_2$ , the time of the second event in Fig. 4, it is

$$\text{prior papers}_{t_2}(\{i_2, i_3, i_4\}) = 2/3 ,$$

since two of the three authors have one prior publication and the third author has no prior publication.

Previous collaboration among pairs of authors is captured by

$$\text{prior joint papers}_t(I) = \text{subrep}_t^{(2,0)}(I, \emptyset) ,$$

which averages the number of coauthored papers over all unordered pairs of authors in  $I$ . In the example of Fig. 4 it is at the time of the second event

$$\text{prior joint papers}_{t_2}(\{i_2, i_3, i_4\}) = 1/3 ,$$

since one of the three unordered pairs, namely  $\{i_2, i_3\}$ , has one prior joint publication and the other two pairs have none.

The covariate capturing the heterogeneity of past publication activity

$$\text{diff prior papers}_t(I) = \sum_{\{i', i''\} \in \binom{I}{2}} \frac{|cite_t^{(ap)}(\{i'\}, \emptyset) - cite_t^{(ap)}(\{i''\}, \emptyset)|}{\binom{|I|}{2}}$$

leads to the following value the example of Fig. 4

$$\text{diff prior papers}_{t_2}(\{i_2, i_3, i_4\}) = 2/3 ,$$

since  $i_2$  and  $i_3$  have the identical prior publication activity (difference is zero) and the difference of past activity between  $i_4$  and each of the other two is one.

**Paper citation popularity and co-citation** For a set of papers  $J \subseteq \mathcal{J}$  the average number of past citations is captured by the covariate

$$\text{paper citation popularity}_t(J) = \text{subrep}_t^{(0,1)}(\emptyset, J) .$$

In the example of Fig. 4 it is

$$\text{paper citation popularity}_{t_2}(\{j_2, \dots, j_6\}) = 3/5 ,$$

since three of the five papers  $\{j_2, j_3, j_4, j_5, j_6\}$  have received one prior citation and the other two have received none.

Previous co-citation of pairs and triples of papers are captured by

$$\begin{aligned}\text{paper-pair cocitation}_t(J) &= \text{subrep}_t^{(0,2)}(\emptyset, J) \\ \text{paper-triple cocitation}_t(J) &= \text{subrep}_t^{(0,3)}(\emptyset, J) .\end{aligned}$$

In the example of Fig. 4 we get

$$\text{paper-pair cocitation}_{t_2}(\{j_2, \dots, j_6\}) = 3/10$$

since three unordered pairs, out of  $\binom{5}{2} = 10$ , among the five papers  $\{j_2, j_3, j_4, j_5, j_6\}$  have been cocited before and we get

$$\text{paper-triple cocitation}_{t_2}(\{j_2, \dots, j_6\}) = 1/10$$

since one subset of size three, out of  $\binom{5}{3} = 10$ , among the five papers  $\{j_2, j_3, j_4, j_5, j_6\}$  have been cocited before. For comparison, at a later point in time  $t_3 > t_2$  we get  $\text{paper-triple cocitation}_{t_3}(\{j_1, j_4, j_5\}) = 0$ , since the three papers have never been cocited by the same previous paper and we would get  $\text{paper-pair cocitation}_{t_3}(\{j_1, j_4, j_5\}) = 2/3$ , since there are two pairwise co-citations, out of three possible ones.

**Author citation repetition** The hypothetical tendency of (groups of) authors to repeatedly cite the same papers can be tested via the following covariates.

$$\begin{aligned}\text{author citation repetition}_t(I, J) &= \text{subrep}_t^{(1,1)}(I, J) \\ \text{author-pair citation repetition}_t(I, J) &= \text{subrep}_t^{(2,1)}(I, J) \\ \text{author-triple citation repetition}_t(I, J) &= \text{subrep}_t^{(3,1)}(I, J) .\end{aligned}$$

In the example of Fig. 4 we get at time  $t_2$ , writing  $I_2 = \{i_2, i_3, i_4\}$  and  $J_2 = \{j_2, j_3, j_4, j_5, j_6\}$

$$\begin{aligned}\text{author citation repetition}_{t_2}(I_2, J_2) &= \frac{2 \cdot 3}{3 \cdot 5} \\ \text{author-pair citation repetition}_{t_2}(I_2, J_2) &= \frac{1 \cdot 3}{3 \cdot 5} \\ \text{author-triple citation repetition}_{t_2}(I_2, J_2) &= \frac{0}{1 \cdot 5}\end{aligned}$$

To see where these values come from we note that, for “author citation repetition” there are two authors ( $i_2$  and  $i_3$ ) who repeatedly cite three papers ( $j_2, j_3$ , and  $j_4$ ) while publishing  $j_{t_2}$ , which yields the  $2 \cdot 3$  in the numerator. The number of possibilities of connecting an author from  $I_2$  with a paper from  $J_2$  is  $3 \cdot 5$ , which yields the denominator. For “author-pair citation repetition” we observe that one unordered pair within  $I_2$ , namely  $\{i_2, i_3\}$  repeatedly cites the three papers  $j_2, j_3$ , and  $j_4$  and that the number of possibilities to connect an unordered pair of authors from  $I_2$  with a paper from  $J_2$  is  $3 \cdot 5$ . For “author-triple citation repetition” we observed that no subset of three authors from  $I_2$  repeatedly cites any paper from  $J_2$ , which explains the zero. For comparison, we further note that at a later point in time  $t_3 > t_2$  it would be

$$\text{author-triple citation repetition}_{t_3}(\{i_1, i_2, i_4\}, J_2) = 0 .$$

To see why this holds, we note that, although all three authors in  $\{i_1, i_2, i_4\}$  have cited the papers  $j_2, j_3$ , and  $j_4$  before  $t_3$ , they never did so in a joint publication, coauthored by all three of them.

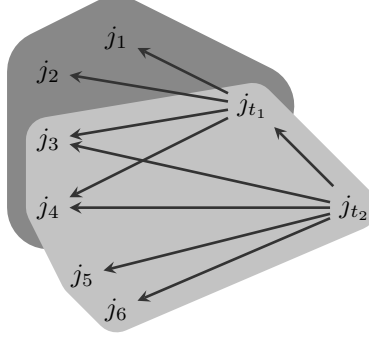


Figure 5: Example of two publication events  $(t_1, j_{t_1}, I_1, \{j_1, j_2, j_3, j_4\})$  and  $(t_2, j_{t_2}, I_2, \{j_{t_1}, j_3, j_4, j_5, j_6\})$  with  $t_1 < t_2$ , illustrating the effect to cite a paper and part of its references. The author sets of these events do not matter for this covariate and are therefore left unspecified in the example.

**Citing a paper and its references** The tendency to adopt (some of) the references of a cited paper is captured by the following covariate measuring the past citation density within a set of papers  $J \subseteq \mathcal{J}$ :

$$\text{cite paper and its refs}_t(J) = \sum_{\{j', j''\} \in \binom{J}{2}} \frac{\text{cite}_t^{(pp)}(j', j'') + \text{cite}_t^{(pp)}(j'', j')}{|J| \cdot (|J| - 1)} .$$

The covariate is illustrated in Fig. 5 where we get at time  $t_2$

$$\text{cite paper and its refs}_{t_2}(\{j_{t_1}, j_3, j_4, j_5, j_6\}) = \frac{2}{5 \cdot 4} ,$$

since there are  $5 \cdot 4$  possible past citation links within the set of five cited papers  $\{j_{t_1}, j_3, j_4, j_5, j_6\}$ , two of which, namely  $(j_{t_1}, j_3)$  and  $(j_{t_1}, j_4)$ , have been realized in a previous publication. (We may observe that, if publication times are given in a fine-grained scale, then reciprocal citations among papers are hardly possible, so that the maximum number of citation links should be divided by two. We argue that scaling covariates with a constant factor has no meaningful implications on the results, so that we can ignore this consideration.)

**Collaborate with citing author** The tendency of scientists to coauthor papers with those who cited their previous work is captured by the covariate measuring the past citation density within a set of authors  $I \subseteq \mathcal{I}$ :

$$\text{collab w citing author}_t(I) = \sum_{\{i', i''\} \in \binom{I}{2}} \frac{\text{cite}_t^{(aa)}(i', i'') + \text{cite}_t^{(aa)}(i'', i')}{|I| \cdot (|I| - 1)} .$$

In the example from Fig. 6 we get at  $t_3$

$$\text{collab w citing author}_{t_3}(\{i_2, i_3\}, \{j_3, j_4\}) = 1/2 .$$

To see why this is the case, recall the definition of the author-to-author citation attribute:

$$\text{cite}_t^{(aa)}(i, i') = \sum_{t_m < t} w(t - t_m) \cdot \mathbf{1}(i \in I_m \wedge \exists t_{m'}: j_{m'} \in J_m \wedge i' \in I_{m'}) .$$

and note that while publishing  $j_{t_2}$ , author  $i_3$  cites the paper  $j_{t_1}$  that has been published by  $i_2$ . Thus, after the publication of  $j_{t_2}$  it is  $\text{cite}_t^{(aa)}(i_3, i_2) = 1$ . This gives an author-to-author citation density of  $1/2$  among

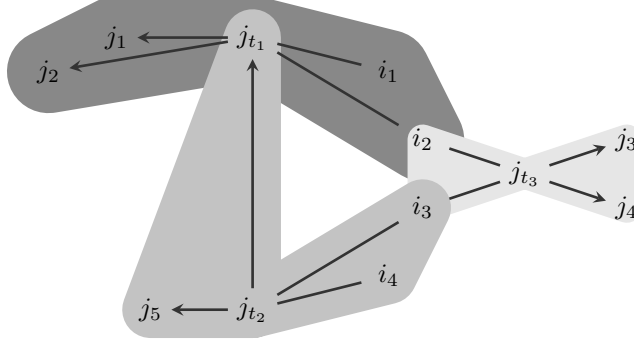


Figure 6: Example of three publication events  $(t_1, j_{t_1}, \{i_1, i_2\}, \{j_1, j_2\})$ ,  $(t_2, j_{t_2}, \{i_3, i_4\}, \{j_{t_1}, j_5\})$ , and  $(t_3, j_{t_3}, \{i_2, i_3\}, \{j_3, j_4\})$ , with  $t_1 < t_2 < t_3$ , illustrating the effect to collaborate with those authors who cited the own previous work.

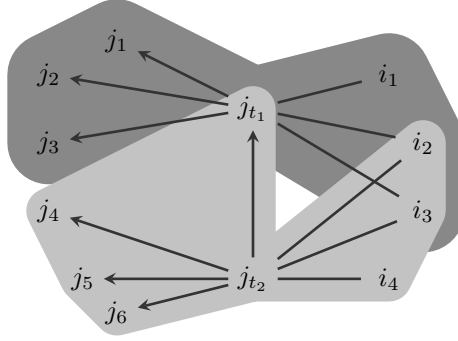


Figure 7: Example of two publication events  $(t_1, j_{t_1}, \{i_1, i_2, i_3\}, \{j_1, j_2, j_3\})$  and  $(t_2, j_{t_2}, \{i_2, i_3, i_4\}, \{j_{t_1}, j_4, j_5, j_6\})$ , illustrating the “self-citation” covariate.

$\{i_2, i_3\}$  at  $t_3$ . This example also illustrates the usefulness of the network attributes defined in Section 3.1. Judging from the raw data in Fig. 6, the effect “collaborate with citing author” is related with the closure of a cycle of length five, which is complex to understand and time-consuming to compute. With the network attribute  $cite^{(aa)}$ , which itself is intuitive to understand and can be explicitly stored while computing the covariates, the same effect becomes a mere computation of weighted density in a given set of authors.

We do not illustrate the effects “author citation popularity” or the heterogeneity in popularity with graphical examples, since we believe that these covariates are simple summary statistics of a node-level attribute and therefore easy to understand.

**Author self citation** Capturing the tendency of authors to cite their own past papers, we define the covariate *self citation* measuring the density of the two-mode subgraph connecting a set of authors  $I \subseteq \mathcal{I}$  and a set of papers  $J \subseteq \mathcal{J}$  with respect to the *author* relation

$$\text{self citation}_t(I, J) = \sum_{i' \in I, j' \in J} \frac{\text{author}_t(i', j')}{|I| \cdot |J|} .$$

In the example of Fig. 7 we have at time  $t_2$

$$\text{self citation}_{t_2}(\{i_2, i_3, i_4\}, \{j_{t_1}, j_4, j_5, j_6\}) = \frac{2 \cdot 1}{3 \cdot 4} ,$$



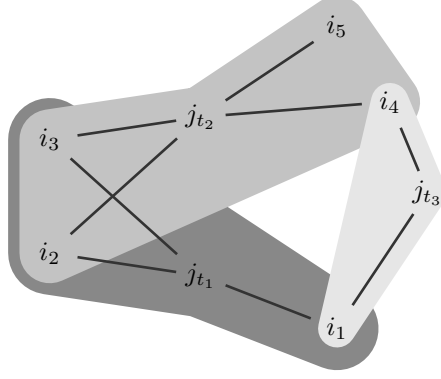


Figure 8: Example of three publication events  $(t_1, j_{t_1}, \{i_1, i_2, i_3\}, J_1)$ ,  $(t_2, j_{t_2}, \{i_2, i_3, i_4, i_5\}, J_2)$ , and  $(t_3, j_{t_3}, \{i_1, i_4\}, J_3)$ , with  $t_1 < t_2 < t_3$  illustrating the “common coauthor” covariate. References do not influence this covariate and are therefore not explicitly specified in this example.

since among the  $3 \cdot 4$  pairs linking an author to a cited paper, two link an author’s own previous paper.

**Coauthor closure** The covariate *common coauthor* measures to what extent authors in  $I \subseteq \mathcal{I}$  have coauthored papers with the same “third” authors. To abbreviate notation, we write  $coauth_t(i', i'') = cite_t^{(ap)}(\{i', i''\}, \emptyset)$ .

$$\text{common coauthor}_t(I) = \sum_{\{i', i''\} \in \binom{I}{2} \wedge i''' \neq i', i''} \frac{\min[coauth_t(i', i'''), coauth_t(i'', i''')]}{\binom{|I|}{2}} .$$

In the summation above, the “third” author index  $i'''$  runs over all authors  $i''' \in \mathcal{I}$ , different from the two focal authors  $i'$  and  $i''$ .

In the example of Fig. 8 we have at time  $t_3$

$$\text{common coauthor}_{t_3}(\{i_1, i_4\}) = 2 .$$

The publication of  $j_{t_1}$  establishes a coauthor link on  $(i_1, i_2)$  and  $(i_1, i_3)$  and the publication of  $j_{t_2}$  establishes a coauthor link on  $(i_4, i_2)$  and  $(i_4, i_3)$ . The two authors  $i_2$  and  $i_3$  take the role of the “third author”  $i'''$  in the definition of the “common coauthor” covariate.

**Citing common paper** The covariate *citing common paper* measures to what extent authors in  $I \subseteq \mathcal{I}$  have cited the same papers in the past.

$$\text{cite common paper}_t(I) = \sum_{\{i', i''\} \in \binom{I}{2} \wedge j \in \mathcal{J}} \frac{\min[cite_t^{(ap)}(\{i'\}, \{j\}), cite_t^{(ap)}(\{i''\}, \{j\})]}{\binom{|I|}{2}} .$$

In the example of Fig. 9 we have at  $t_3$

$$\text{cite common paper}_{t_3}(\{i_2, i_3\}) = 1 ,$$

since  $i_2$  has cited paper  $j_2$  (at  $t_1$ ) and  $i_3$  also has cited paper  $j_2$  (at  $t_2$ ).

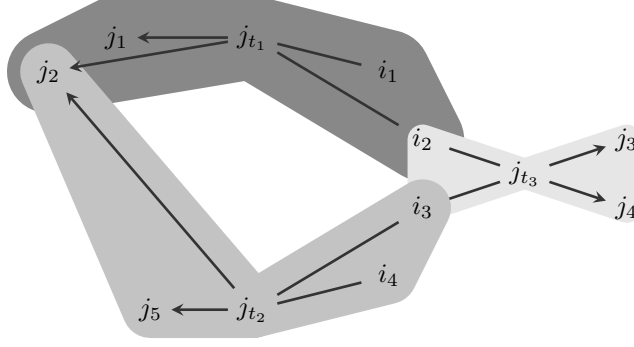


Figure 9: Example of three publication events  $(t_1, j_{t_1}, \{i_1, i_2\}, \{j_1, j_2\})$ ,  $(t_2, j_{t_2}, \{i_2, i_3\}, \{j_2, j_5\})$ , and  $(t_3, j_{t_3}, \{i_2, i_3\}, \{j_3, j_4\})$ , with  $t_1 < t_2 < t_3$  illustrating the “citing common paper” covariate.

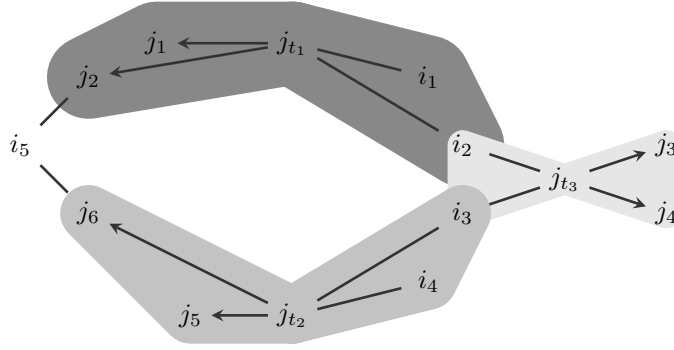


Figure 10: Illustrating the “citing common author” covariate: example of three publication events  $(t_1, j_{t_1}, \{i_1, i_2\}, \{j_1, j_2\})$ ,  $(t_2, j_{t_2}, \{i_3, i_4\}, \{j_5, j_6\})$ , and  $(t_3, j_{t_3}, \{i_2, i_3\}, \{j_3, j_4\})$ , with  $t_1 < t_2 < t_3$ . Moreover, papers  $j_2$  and  $j_6$  have both been authored by  $i_5$  (in two publication events before  $t_1$  that are not fully specified in this example).

**Citing common author** The covariate *citing common author* measures to what extent authors in  $I \subseteq \mathcal{I}$  have cited (papers published by) the same authors in the past.

$$\text{cite common auth}_t(I) = \sum_{\{i', i''\} \in \binom{I}{2} \wedge i''' \neq i', i''} \frac{\min[\text{cite}_t^{(aa)}(i', i'''), \text{cite}_t^{(aa)}(i'', i''')]}{\binom{|I|}{2}}.$$

In the example of Fig. 10 we have at  $t_3$

$$\text{cite common auth}_{t_3}(\{i_2, i_3\}) = 1,$$

since  $i_2$  has cited the paper  $j_2$  that has been authored by  $i_4$  and  $i_3$  has cited a paper, in this case  $j_6$  that has also been authored by  $i_4$ .

**Cited by common author** Finally, the covariate *cited by common author* reverses these relations and measures to what extent (papers published by) authors in  $I \subseteq \mathcal{I}$  have been cited by the same authors in the past.

$$\text{cited by common auth}_t(I) = \sum_{\{i', i''\} \in \binom{I}{2} \wedge i''' \neq i', i''} \frac{\min[\text{cite}_t^{(aa)}(i''', i'), \text{cite}_t^{(aa)}(i''', i'')]}{\binom{|I|}{2}}.$$

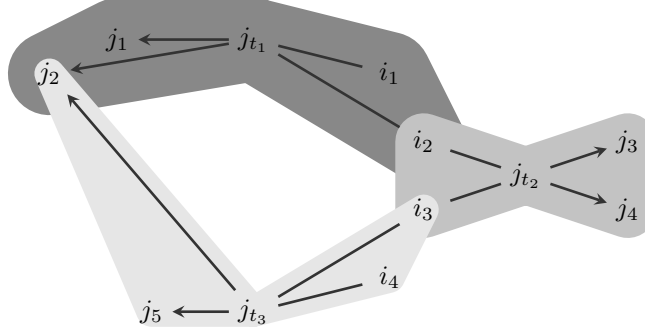


Figure 11: Illustrating the “adopt citations of coauthors” covariate: example of three publication events  $(t_1, j_{t_1}, \{i_1, i_2\}, \{j_1, j_2\})$ ,  $(t_2, j_{t_2}, \{i_2, i_3\}, \{j_3, j_4\})$ , and  $(t_3, j_{t_3}, \{i_3, i_4\}, \{j_2, j_5\})$ , with  $t_1 < t_2 < t_3$ .

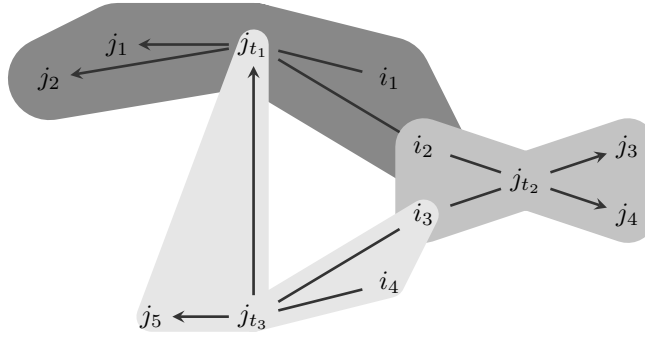


Figure 12: Illustrating the “cite papers of coauthors” covariate: example of three publication events  $(t_1, j_{t_1}, \{i_1, i_2\}, \{j_1, j_2\})$ ,  $(t_2, j_{t_2}, \{i_2, i_3\}, \{j_3, j_4\})$ , and  $(t_3, j_{t_3}, \{i_3, i_4\}, \{j_{t_1}, j_5\})$ , with  $t_1 < t_2 < t_3$ .

**Adopt citations of coauthors** A tendency of authors to cite the papers that have been cited in the past by their past coauthors can be assessed by the following covariate

$$\text{adopt cite coauth}_t(I, J) = \sum_{i' \in I \wedge j' \in J \wedge i'' \neq i'} \frac{\min[\text{coauth}_t(i', i''), \text{cite}_t^{(ap)}(\{i''\}, \{j'\})]}{|I| \cdot |J|} .$$

In the example of Fig. 11 we have at  $t_3$

$$\text{adopt cite coauth}_{t_3}(\{i_3, i_4\}, \{j_2, j_5\}) = 1/4 ,$$

since  $i_2$  has cited the paper  $j_2$ ,  $i_2$  and  $i_3$  become coauthors while publishing  $j_{t_2}$  and then  $i_3$  also cites  $j_2$ . The denominator is 4 since there are four author-paper pairs in the publication event  $(t_3, j_{t_3}, \{i_3, i_4\}, \{j_2, j_5\})$ .

**Citing papers of coauthors** Similarly, a tendency of authors to cite the papers that have been published by their past coauthors can be assessed by the following covariate

$$\text{cite paper of coauthor}_t(I, J) = \sum_{i' \in I \wedge j' \in J \wedge i'' \neq i'} \frac{\min[\text{coauth}_t(i', i''), \text{author}_t(i'', j')] }{|I| \cdot |J|} .$$

In the example of Fig. 12 we have at  $t_3$

$$\text{cite paper of coauth}_{t_3}(\{i_3, i_4\}, \{j_{t_1}, j_5\}) = 1/4 ,$$

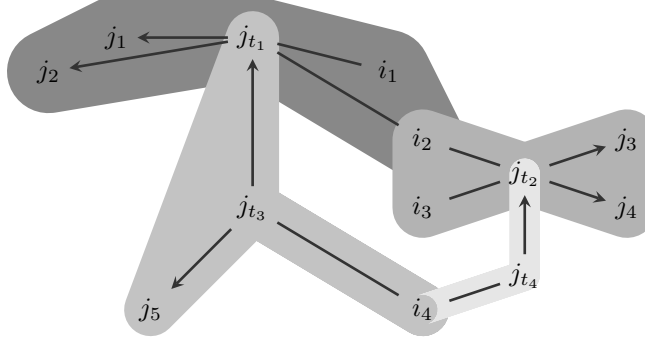


Figure 13: Illustrating the “author-author citation repetition” covariate:

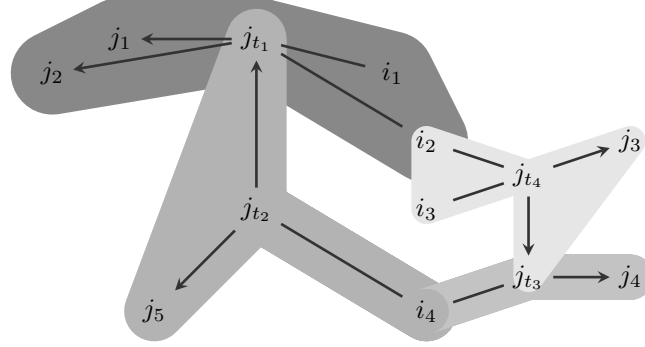


Figure 14: Illustrating the “author-author citation reciprocation” covariate:

since  $i_2$  has authored the paper  $j_{t_1}$ ,  $i_2$  and  $i_3$  become coauthors while publishing  $j_{t_2}$  and then  $i_3$  cites  $j_{t_1}$ . The denominator is 4 since there are four author-paper pairs in the publication event  $(t_3, j_{t_3}, \{i_3, i_4\}, \{j_{t_1}, j_5\})$ .

**Citation-repetition on the author level** The covariate *author-author citation repetition* can test the tendency of authors to repeatedly cite the papers of the same authors

$$\text{auth-auth cite repet}_t(I, J) = \sum_{i' \in I \wedge j' \in J \wedge i'' \neq i'} \frac{\min[\text{cite}_t^{(aa)}(i', i''), \text{author}_t(i'', j')]}{|I| \cdot |J|}.$$

In the example of Fig. 13 author  $i_2$  publishes  $j_{t_1}$  and  $j_{t_2}$  in the first two events, author  $i_4$  cites  $i_2$ 's paper  $j_{t_1}$  while publishing  $j_{t_3}$ . Then, author  $i_4$  repeatedly cites a paper of  $i_2$  (in this case  $j_{t_2}$ ) while publishing  $j_{t_4}$ . We have  $\text{auth-auth cite repetit}_{t_4}(\{i_4\}, \{j_{t_2}\}) = 1$ .

**Citation-reciprocation on the author level** Reversing a relation in the previously defined author-author citation repetition, we define a covariate *author-author citation reciprocation* testing the tendency of authors to cite the papers of those other authors who have previously cited their papers

$$\text{auth-auth cite recipr}_t(I, J) = \sum_{i' \in I \wedge j' \in J \wedge i'' \neq i'} \frac{\min[\text{cite}_t^{(aa)}(i'', i'), \text{author}_t(i'', j')]}{|I| \cdot |J|}.$$

In the example of Fig. 14 author  $i_2$  publishes  $j_{t_1}$ . Author  $i_4$  cites  $i_2$ 's paper  $j_{t_1}$  while publishing  $j_{t_2}$ . Author  $i_4$  publishes  $j_{t_3}$ . Then, author  $i_2$  cites the paper of  $i_4$  while publishing  $j_{t_4}$ , reciprocating the previous author-author citation relation. We have  $\text{auth-auth cite reciprocation}_{t_4}(\{i_2, i_3\}, \{j_{t_3}, j_3\}) = 1/4$ .