

Optimal Clustering with Dependent Costs in Bayesian Networks

Paul Pao-Yen Wu^{1,3*}, Fabrizio Ruggeri² and Kerrie Mengersen^{1,3}

^{1*}Centre for Data Science, Queensland University of Technology, 2
George Street, Brisbane City, 4000, Queensland, Australia.

²Institute of Applied Mathematics and Information Technology, Italian
National Research Council, Via Alfonso Corti 12, Milano, I-20133, , Italy.

³School of Mathematical Sciences, Queensland University of Technology,
2 George Street, Brisbane City, 4000, Queensland, Australia.

*Corresponding author(s). E-mail(s): p.wu@qut.edu.au;
Contributing authors: fabrizio@mi.imati.cnr.it ;
k.mengersen@qut.edu.au;

Abstract

Clustering of nodes in Bayesian Networks (BNs) and related graphical models such as Dynamic BNs (DBNs) has been demonstrated to enhance computational efficiency and improve model learning. Typically, it involves the partitioning of the underlying Directed Acyclic Graph (DAG) into cliques, or optimising for some cost or criteria. Computational cost is important since BN and DBN inference, such as estimating marginal distributions given evidence or updating model parameters, is NP-hard. The challenge is exacerbated by cost dependency, where inference outcomes and hence clustering cost depends on both nodes within a cluster and the mapping of clusters that are connected by at least one arc.

We propose an algorithm called Dependent Cluster MAPping (DCMAP) which can, given an arbitrarily defined, positive cost function, iteratively and rapidly find near-optimal, then optimal cluster mappings. DCMAP is shown analytically to be optimal in terms of finding all of the least cost cluster mapping solutions and with no more iterations than an equally informed algorithm. DCMAP is demonstrated on a complex systems seagrass DBN, which has 25 nodes per time-slice, and captures biological, ecological and environmental dynamics and their interactions to predict the impact of dredging stressors on resilience and their cumulative effects over time. The algorithm is employed to find clusters to optimise the computational efficiency of inferring marginal distributions given evidence. For the 25 (one time-slice) and 50-node (two time-slices) DBN, the

search space size was 9.91×10^9 and 1.51×10^{21} possible cluster mappings, respectively, but the first optimal solution was found at iteration number 856 (95% CI 852,866), and 1569 (1566,1581) with a cost that was 4% and 0.2% of the naive heuristic cost, respectively. Through optimal clustering, DCMAP opens up opportunities for further research beyond improving computational efficiency, such as using clustering to minimise entropy in BN learning.

Keywords: bayesian network, clustering, optimisation, dynamic programming, entropy

1 Introduction

Bayesian Networks (BNs) and related methods including Dynamics BNs (DBNs) are a form of graphical model that are represented as Directed Acyclic Graphs (DAGs), where relationships between nodes (factors) are shown as arcs and quantified with conditional probabilities (Pearl 1988). They have been applied widely across domains including medicine, environment, economics and social sciences to provide explanatory decision support, integrating data and even expert knowledge (Wu et al. 2017; Kitson et al. 2023). However, one of the key challenges associated with inference and learning of BNs and DBNs is computation, which is NP-hard (Park and Darwiche 2004; Murphy 2002). To this end, different approaches to clustering of BN nodes have been used in the context of supporting more computationally efficient inference of marginal distributions given evidence, and model learning, to update the structure of the graph and/or the conditional probabilities associated with each node (Daly et al. 2011; Lauritzen and Spiegelhalter 1988; Kojima et al. 2010; Lu et al. 2021).

Optimal clustering of a BN seeks to minimise some cost or objective function associated with the mapping of BN nodes to clusters. Typically, each node is uniquely mapped to a cluster and the total cost is the sum of costs associated with each cluster. However, a key challenge is cost dependency. Consider a BN $H(\mathbf{X}, \mathbf{A})$ with nodes $X_i \in \mathbf{X}$ and arcs (or edges) \mathbf{A} that encode conditional dependence between parent and child nodes. Fundamentally, BN inference is underpinned by Bayes theorem where the joint probability distribution over all nodes \mathbf{X} and given observations (i.e. evidence \mathbf{E}) is (Lauritzen and Spiegelhalter 1988):

$$P(\mathbf{X}, \mathbf{E}) = \prod_{\forall X_j \in \mathbf{X}} P(X_j | \text{Par}(X_j)) \delta(X_j) \quad (1)$$

where $P(X_j | \text{Par}(X_j))$ is the conditional probability of node X_j given its parents, and $\delta(X_j)$ the evidence. For a discrete node with virtual evidence, $\delta(X_j) = \{P(e|x_{j1}), \dots, P(e|x_{jm})\}$ for binary event e (observe this evidence or not) and m node states x_{j1}, \dots, x_{jm} (Pearl 1988). The joint probability distribution arises from the multiplication of conditional probability distributions, each of which is potentially multi-dimensional, comprising a node (or variable) X_j and parent nodes $\text{Par}(X_j)$. Hence, intuitively: (i) clustering determines which conditional probability distributions are computed together, impacting computational complexity, and (ii) the computed

outcomes of a given cluster are dependent on clusters connected by at least one arc via multiplication as per equation (1). This propagation of partial inference outcomes between clusters has been employed in approaches to BN and DBN inference such as Lauritzen and Spiegelhalter (1988) and Wu et al. (2018). The dependency of the local cluster cost on the mapping of connected clusters is referred to as cost dependency, noting that the objective is to minimise the global cost which is a combination (typically additive) of local costs. However, finding optimal clusters (i.e. partitions) is NP-hard in general (Buluç et al. 2016) and cost dependency exacerbates this complexity.

The clustering problem can be formalised as one of assigning a unique integer cluster label $u(X_j) = k, k = 1, \dots, m$ to each node $X_j \in \mathbf{X}$ of BN $H(\mathbf{X}, \mathbf{A})$; the total number of clusters m is determined through optimisation. Let $G(H(\mathbf{X}, \mathbf{A}), u(\mathbf{X}))$ be the total cost to be minimised through cluster mapping $u(\mathbf{X})$ and $G^*(H(\mathbf{X}, \mathbf{A}))$ the optimal cost, and assume that the total cost is the sum of individual cluster costs G_k :

$$G^*(H(\mathbf{X}, \mathbf{A})) = \arg \min_{u(\mathbf{X})} \left(G(H(\mathbf{X}, \mathbf{A}), u(\mathbf{X})) \right) = \arg \min_{u(\mathbf{X})} \left(\sum_{k=1}^m G_k \right). \quad (2)$$

Note that there may be multiple cluster mapping solutions $u_s^*(\mathbf{X})$ with cost G^* ; cost dependency implies that G_k depends on the mapping of connected clusters.

1.1 Case Study

We use as a case study a DBN of a seagrass ecosystem (Wu et al. 2018). Seagrasses are a critical primary habitat for fish and many endangered species including the dugong and green turtle, and contribute USD\$1.9 trillion per annum through nutrient uptake and cycling. However, better management of human stressors such as dredging requires the modelling of cumulative effects arising from interactions between biological, ecological and environmental factors. The non-homogeneous DBN itself is complex and computationally intensive, and inference is infeasible within a standard (MCMC) framework for real-world decision support contexts. Furthermore, understanding areas of uncertainty in the system and designing data collection strategies to mitigate uncertainty is of utmost interest in managing such complex systems. This uncertainty can be characterised by entropy with clusters corresponding to scenarios of evidence (i.e. observed data) (Section 5.2). We focus on computation as a cost function G to demonstrate how the proposed algorithm can find clusters to minimise the computational complexity of inference, and discuss how our algorithm could also be used to minimise other cost functions such as entropy.

1.2 Existing Work

Clustering of BNs has been employed in a wide range of contexts, evolving from a focus on computation of marginal distributions given evidence such as the seminal work of Lauritzen and Spiegelhalter (1988) to predominantly causal discovery and graph learning (Kitson et al. 2023; Lu et al. 2021) in recent times. Although the approach of Lauritzen and Spiegelhalter (1988) and related approaches such as Kschischang et al. (2001) (see Daly et al. (2011) for a review) employ clustering, they are based

on a single mapping of nodes to clusters (referred to as cliques) using heuristics. They do not evaluate different cluster mappings on an outcome score. These challenges are addressed in more recent literature through three main approaches: (i) constraint based, that evaluate conditional independence structures i.e. if an arc exists or not, then its direction, (ii) scoring, often with heuristics to evaluate goodness of fit of a proposed network, and (iii) hybrid, combining constraints with heuristics (Huang and Zhou 2022).

A number of approaches use clusters as a structure to restrict or constrain the local search space in a graph learning framework such as the seminal work of Friedman et al. (1999). They define clusters in a similar vein to clique-trees (Lauritzen and Spiegelhalter 1988) in a “restrict and maximise” framework to optimise a mutual-information based score of the learned network. Kojima et al. (2010) advance this approach, effectively relaxing the cluster tree requirement in Friedman et al. (1999) to a cluster graph to help address the issue of large clusters, which make local optimisation computationally infeasible. They used ancestral constraints to help limit the search space of clusters and the algorithm was shown to outperform greedy algorithms including Max-Min Hill Climbing (MMHC) and Hill Climbing (HC) with Tabu search. However, computational feasibility becomes a problem again when there are too many edges between clusters (Kojima et al. 2010).

Lu et al. (2021) also adapt the work of Friedman et al. (1999) for undirected graphs, using clusters based on proposed parents and children of a node X to constrain the search in an iterative framework based on A^* , a heuristic-informed search algorithm. They show empirically that for small networks, exhaustive and in some cases optimal methods such as A^* and SAT (Boolean SATisfiability) outperform greedy methods such as PC (Peter and Clark), which can suffer from convergence to local optimal, and their adaptation of A^* performs as well as greedy methods in larger networks. However, their approach is exponential in complexity with neighbourhood size (i.e. number of parents).

Zhang et al. (2018) present an alternate approach in which clusters are determined through agglomerative clustering using Pearson correlation as the distance metric; however, little is provided in terms of algorithm performance and its convergence characteristics. Huang and Zhou (2022) and Gu and Zhou (2020) both develop comprehensive approaches that use similar agglomerative clustering based on mutual information and correlation as the distance metric, respectively. The former learns skeletons (an undirected version of the graph) for each cluster using their variant of the PC algorithm and log-likelihood ratio tests of conditional independence. Gu and Zhou (2020) use a score-based algorithm to learn partial DAGs for each cluster, which are then fused in the final step proposing edges between clusters. Huang and Zhou (2022) combine clusters with automated parameter tuning for turning skeletons into partial then fully directed acyclic graphs and hybrid greedy initialisation, obtaining empirical improvements in computational efficiency and more accurate DAGs. However, in both cases, the performance is dependent on the quality and size of the clusters.

Clearly, clustering has demonstrated utility to improve computational feasibility in learning BNs of varying degrees of optimality given a scoring function (i.e. cost function). However, all of the reviewed methods above focused on scores that changed

given changes to the BN vis a vis inclusion or exclusion of edges, rather than scores that changed given different mappings of nodes to clusters. This paper focuses on the latter task of explicit optimisation with respect to clusters, to develop a more generalisable algorithm that works with arbitrary non-negative objective functions. Nevertheless, the literature does highlight the utility of dynamic programming and clustering for optimisation (Friedman et al. 1999; Kojima et al. 2010; Lu et al. 2021).

Note that there also exists substantial literature in graph partitioning such as repeated graph bisection, Kernighan and Lin algorithm, spectral bisection and multilevel partitioning (Buluç et al. 2016; Bader et al. 2013). Zheng et al. (2020), for instance, demonstrate how dynamic programming can be used to optimally and efficiently cluster nodes in the absence of cost dependency, applied to convolutional neural networks. However, the problem context for these approaches typically involves partitioning a graph into a set number of clusters or to satisfy some criteria for each cluster defined with respect to static node and/or edge weights. This differs significantly from the BN context and associated cost dependency between clusters.

1.3 Layout of Paper

We develop a novel algorithm called DCMAP (Dependent Cluster MAPping) that optimises BN cluster mappings given an arbitrary, non-negative scoring function which we refer to as a cost function in the presence of cost dependency. Such dependency arises in the BN context of using clustering to improve computational efficiency when inferring marginal distributions given evidence (Lauritzen and Spiegelhalter 1988) and in model learning (Friedman et al. 1999; Lu et al. 2021). Noting as background the context of BN inference (Section 2.1) and introducing an illustrative example (Section 2.2), we first present an intuitive overview of DCMAP and its notation (Section 2.3), followed by its derivation from dynamic programming principles (Section 2.3.1 and 2.3.3). The algorithm is presented in detail in Section 3 and shown analytically to find all the optimal solutions such that an equally informed algorithm cannot do so in fewer iterations. An empirical demonstration is provided on the case study usage scenario of using clusters to minimise computation cost of inference for our complex systems seagrass DBN in Section 4. Reflections and suggestions for future work, including extension to other cost functions for optimisation such as entropy are provided in the Discussion (Section 5).

2 DCMAP Algorithm: Background and Overview

This section develops the foundational concepts for the proposed algorithm DCMAP and their relationship to BNs. It starts with some background on BN inference and an illustrative example of how clustering affects computation, provides an overview of the notation, and develops foundational concepts of layers, clusters and dynamic programming. Using these, a high-level conceptual presentation of the algorithm is provided along with the derivation of the objective function. Finally, an estimate of the size of the search space is provided to contextualise the complexity of cluster mapping.

2.1 Background: BN Inference

In almost every usage scenario involving BNs including evaluation of what-if scenarios and model learning, it is necessary to compute marginal distributions for each node X given evidence $P(X|\mathbf{E})$ in the DAG $H(\mathbf{X}, \mathbf{A})$. This marginal distribution is obtained from (1) by marginalising (i.e. summing) out all other nodes:

$$P(X|\mathbf{E}) = \frac{P(X, \mathbf{E})}{P(\mathbf{E})}$$

$$P(X, \mathbf{E}) = \sum_{\forall X_i \in \mathbf{X} \setminus X} \prod_{\forall X_i \in \mathbf{X}} P(X_i | \text{Par}(X_i)) \delta(X_i) \quad (3)$$

where $P(X_i | \text{Par}(X_i))$ is the conditional probability of node X_i given its parents, \setminus denotes set difference, and $\delta(X_i)$ is the evidence for node X_i . Evidence can be used to, among other things, incorporate observations and evaluate scenarios. The joint distribution (1) has $|\mathbf{X}|$ nodes or dimensions, and \sum_{X_i} denotes a summation over all discrete states of node X_i which we denote as lowercase x_{i1}, x_{i2}, \dots , effectively removing that dimension from the joint distribution through marginalisation. Note that $P(\mathbf{E})$ is a constant that normalises the resulting distribution (Lauritzen and Spiegelhalter 1988). Although the notation focuses on discrete probability distributions to minimise complexity, the proposed clustering algorithm is generalisable to continuous distributions since it ultimately relies only on an arbitrary non-negative cost function.

2.2 Illustrative Example

Intuitively, if the clustering cost function to be optimised (2) is dependent in some way on BN inference (3), then it will be affected by cost dependency due to the propagation of probabilities via parent-child arcs between clusters. To help illustrate this and the proposed algorithm, consider an example discrete BN DAG (Fig. 1). Assuming binary states for all nodes, the Conditional Probability Table (CPT) for each node with no parents (nodes A, B, C) is a 2×1 matrix, e.g. $P(A) = [p_a, p_{\bar{a}}]^T$ for states $A = a$ and $A = \bar{a}$. The CPT for F is a 2×2 matrix, i.e. $P(F|A) = \begin{bmatrix} p_{af} & p_{\bar{a}f} \\ p_{a\bar{f}} & p_{\bar{a}\bar{f}} \end{bmatrix}$ where p_{af} is the probability of state $F = f$ given state $A = a$. $P(D|A, B)$ and $P(G|D, E)$ are 2×4 matrices. Multiplication of CPTs (1) containing different nodes, i.e. variables, grows the dimensionality of the resultant matrix with associated exponential growth in computation; in the discrete case, the resultant matrix contains all possible combinations of node states. We ignore evidence terms for notational simplicity, noting that evidence can be easily incorporated using $\delta(X_i)$ with node X_i (1). Using (3), the posterior probability $P(F)$ is:

$$P(F) = \sum_{A, B, C, D, E, G} P(A)P(B)P(C)P(D|A, B)P(E|C)P(F|A)P(G|D, E) \quad (4)$$

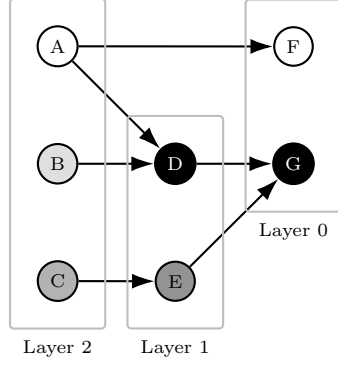


Fig. 1 Example DAG showing nodes, directed edges, and layers where shading denotes clusters obtained using DCMAP. Assume all nodes have binary states.

$$= \sum_A P(F|A)P(A) \left(\sum_{D,E,G} P(G|D,E) \left(\sum_B P(D|A,B)P(B) \left(\sum_C P(E|C)P(C) \right) \right) \right) \quad (5)$$

Consider, as an example, a cost function based entirely on computational cost, and one approach where all nodes are in one cluster (4) where the product of conditional probabilities produces a matrix of 7 dimensions, one for each node A through G , with exponential growth in memory (2^7 joint probability values) and computation associated with multiplication (608 products) and marginalisation (126 sums). For example, $P(A)P(B)$ requires 4 multiplications, and $P(A)P(B)P(D|A,B)$ requires $4 + 8 = 12$. $\sum_A P(F|A)$ requires 2 summations.

Contrast this with the cluster mapping shown through shading (e.g. A and F are in the same cluster, as are D and G ; all others in a cluster of their own) in Fig. 1. We illustrate clustering with a simple approach where probabilities from an antecedent cluster are multiplied with those in the current cluster then marginalised using an arbitrary ordering. The resultant computation (5) has maximum dimensionality of 4 due to interspersed multiplication and marginalisation; recall marginalisation happened at the end in (4). In this example, clustering greatly reduces computation and memory cost. It also demonstrates cost dependency, since the computation cost required at a descendant cluster is dependent on the mapping and outcomes of antecedent clusters. Finally, it demonstrates the forwards and backwards nature of inference, such as forwards propagation from cluster E to cluster $\{D, G\}$, and backwards propagation from $\{D, G\}$ to cluster $\{A, F\}$.

2.3 Overview and Notation

In short, given a BN $H(\mathbf{X}, \mathbf{A})$, the task is to find one or more cluster mappings $U_s(\mathbf{X})$ that minimise the total cost as per equation (2). We first define layers (Section 2.3.1) and clusters (Section 2.3.2) as a way to decompose the DAG to enable step-by-step

Table 1 Summary of notation. Generally, we use lower case notation (e.g. g, u) for local calculation, upper case (e.g. G, U) for global search and optimisation, non-italicised (e.g. G, U) for data structures in our algorithm, and **bold** for a set. We notate $k = 1..n$ to denote $k = 1, 2, \dots, n$ for brevity.

Symbol	Definition
$H(\mathbf{X}, \mathbf{A}), n, \mathbf{X}^{\text{leaf}}$	DAG H with n nodes $X \in \mathbf{X}$, leaf nodes $\mathbf{X}^{\text{leaf}} \in \mathbf{X}$, and arcs A .
$Par(), Child(), G()$	These functions return the parent and child nodes / cluster / cluster-layers, respectively, of a given node(s) / cluster(s) / cluster-layer(s).
$c()$	Objective function cost given nodes and cluster mappings; G^* is the optimal cost (Section 2.3.3) and G_{\min} is the current minimum global cost in the search.
l, \mathbf{X}_l	Transition cost for one step of dynamic programming; a function of a cluster-layer and its child cluster-layer(s) (Section 2.3.3).
$k, \phi(\mathbf{X}_k), \pi(\mathbf{X}_k)$	Layer, $l = 0$ (i.e. leaf nodes), last layer l_{\max} ; L is the largest i.e. latest layer of a parent node (Section 2.3.1). \mathbf{X}_l denotes nodes in layer l .
$kl, \mathbf{X}_{kl}, u(X), U$	Cluster label k with \mathbf{X}_k denoting nodes in that cluster, $\phi(\mathbf{X}_k)$ and $\pi(\mathbf{X}_k)$ internal and link nodes (Section 2.3.1).
$J()$	Cluster-layer label and set of cluster-layer nodes, respectively (Section 2.3.3).
\hat{g}	Cluster mapping of node X to integer cluster label k ; U is a map for a vector of nodes, \hat{U} a mapping proposal, and U^* a mapping with optimal cost G^* .
$h()$	Function to capture dependencies between a cluster-layer and its child cluster-layer(s) (Section 2.3.3).
Q	Heuristic estimate of the total cost (Section 2.3.3).
b, Br_{lk}, Br_{pl}	Heuristic estimate of true cost $G()$ given remaining nodes; used to compute \hat{g} above. Queue for prioritising the search; Q' are eligible queue entries for popping (Section 3).
	Branch b of the search and data structures for branch linking Br_{lk} and branch updates Br_{pl} (Section 3).

optimisation via dynamic programming (Section 2.3.3). Notation is summarised in Table 1.

2.3.1 Layers

Definition 2.1. Given a DAG $H(\mathbf{X}, \mathbf{A})$, define the layer $l(X_j) = l$ of node $X_j \in \mathbf{X}$ as the length of the longest path (i.e. number of arcs) following the direction of the arcs (parent to child) to the set of leaf nodes $X \in \mathbf{X}^{\text{leaf}}$, i.e., nodes with no child nodes.

We assume that H is fully connected, since cluster mapping could be applied independently to each connected component. We use a simple breadth-first search (LaValle 2006) to compute $l(\mathbf{X})$ in $O(n)$ time (Algorithm 1).

Algorithm 1 Layer assignment algorithm; $Par(\mathbf{X}')$ denotes the union of all parent nodes of a set of nodes \mathbf{X}' .

```

1: procedure LAYER
2:   Initialise  $l \leftarrow 0, \mathbf{X}' \leftarrow \mathbf{X}^{\text{leaf}}, l(\mathbf{X}) \leftarrow \infty$ 
3:    $l(\mathbf{X}') \leftarrow 0$ 
4:   while  $Par(\mathbf{X}') \neq \emptyset$  do
5:      $\mathbf{X}' \leftarrow Par(\mathbf{X}')$ 
6:      $l \leftarrow l + 1$ 
7:      $l(\mathbf{X}') \leftarrow \max(l(\mathbf{X}'), l)$ 

```

Lemma 2.1. *Any pair of nodes in the same layer $(X_1, X_2) : l(X_1) = l(X_2) = l$ must be disjoint, i.e. there cannot be an arc between them.*

This can be easily shown through contradiction since if there were an arc from X_1 to X_2 , then X_1 is a parent of X_2 and Algorithm 1 would have updated $l(X_1)$ to $l+1$ at the next iteration on line 7, which means they cannot be from the same layer. Hence, all nodes in the same layer are disjoint (see Fig. 1 for an example). Additionally, since there are no cycles in a DAG, Algorithm 1 is guaranteed to terminate after at most $n = |\mathbf{X}|$ iterations.

Remark 2.1. *As the layer $l(X_1)$ is by definition the longest path to a leaf node, then $l(X_1) \geq l(X_2) + 1$ where X_2 is a child of X_1 (equivalently $X_1 \in \text{Par}(X_2)$); potentially, there exists a longer path from X_1 to a leaf node than $l(X_2) + 1$.*

2.3.2 Clusters

Definition 2.2. *Nodes are mapped to clusters using integer labels $u(X) = k$ where $1 \leq u(X) \leq m$ for m unique clusters, $m \leq n$. Denote the set of nodes in cluster k as \mathbf{X}_k . Denote $u'(X)$ as a proposed cluster mapping for node X . Clusters must be contiguous (Definition 2.3).*

Definition 2.3. *A cluster \mathbf{X}_k must be contiguous such that, given any two nodes $X_1, X_2 \in \mathbf{X}_k$, there are no parent-child paths $\mathbf{X}_p = \{X_1, \dots, X', \dots, X_2\}$ with a node X' mapped to a different cluster.*

As an example, if in Fig. 1 nodes B, G were in cluster 1 and D in cluster 2, then that breaks the contiguity of cluster 1 and introduces a cycle between cluster 1 and 2 via the path $\{B, D, G\}$. If instead nodes D, G were in cluster 1 and B in cluster 2, then contiguity is maintained and there are no cycles between cluster 1 and 2.

Definition 2.4. *Define a cluster-layer kl as a subset of nodes $\mathbf{X}_{kl} \subseteq \mathbf{X}_k$ comprising all the nodes in layer l of cluster \mathbf{X}_k . Therefore, $\bigcup_{l=l_k^0}^{l_k^1} \mathbf{X}_{kl} = \mathbf{X}_k$ where l_k^0 and l_k^1 are the earliest and latest layers of cluster \mathbf{X}_k ; hence $l_k^1 \geq l_k^0$.*

This definition holds because by Definition 2.3, a contiguous cluster cannot have any gap layers, i.e. l_k^0, \dots, l_k^1 is a counting sequence. Any gap layer $l' : l_k^0 \leq l' \leq l_k^1$ implies the existence of at least one path from $\mathbf{X}_{kl_k^0}$ through a different cluster-layer $\mathbf{X}_{k'l'}$ to $\mathbf{X}_{kl_k^1}$ which violates contiguity, by definition of a layer as the length of the longest path (Definition 2.1).

Definition 2.5. *Nodes in cluster \mathbf{X}_k with at least one child node in a different cluster are denoted as link nodes $\pi(\mathbf{X}_k)$, and the remaining nodes are internal nodes $\phi(\mathbf{X}_k)$, i.e. $\mathbf{X}_k \setminus \pi(\mathbf{X}_k) = \phi(\mathbf{X}_k)$.*

In a similar vein, parent $Par(\mathbf{X}_k)$ or child clusters $Child(\mathbf{X}_k)$ must have at least one arc linking them to cluster \mathbf{X}_k , and parent $Par(\mathbf{X}_{kl})$ or child cluster-layers $Child(\mathbf{X}_{kl})$ also have at least one arc linking them to \mathbf{X}_{kl} . Note, a cluster mapping $u(\mathbf{X}_k)$ induces a unique mapping of link and internal nodes based on parent-child relationships between different clusters. However, the reverse is not necessarily true. Hence, our optimisation task focuses on finding $u(\mathbf{X}_k)$.

2.3.3 Dynamic Programming

We use dynamic programming to find optimal cluster mappings. Generally, dynamic programming is formulated as the optimisation of an objective function (or cost function) G over a series of decisions or actions u_k for $k = 0, \dots, K-1$ where the optimal cost G^* over an interval $[k, K]$ is (Bellman and Dreyfus 1962):

$$G_{(k,K)}^*(x) = \inf_{u_k \in \mathcal{A}_k} \left[G_{(k,K)}(x_k, u_k, U_{(k+1,K-1)}^*) \right] \quad (6)$$

where $U_{(k+1,K-1)}^*$ is the optimal sequence of actions u_{k+1}, \dots, u_{K-1} for the interval $[k+1, K-1]$, \mathcal{A}_k is the set of possible actions at stage k , x is the state at stage K as a consequence of optimal choice of u_k at state x_k , and \inf is the infimum operator which returns the argument that gives the minimum expression. Intuitively, given the current state x_k and an optimal sequence of actions at stages $k+1$ to $K-1$ leading to state $x = x_K$, we choose the action u_k to take at the current stage to minimise the overall cost in going from stage k to K . This formulation is the most flexible as the cost function can vary (i.e time-varying in the literature, but we refer to as stage varying to avoid confusion with time in a DBN) across intervals $[k, K]$, and does not have to be additive. This is useful as there can be multiple clusters in a given layer of the DAG to cluster (Section 2.4). However, computational complexity grows in NP time with graph size and with the number of proposals $|\mathcal{A}_k|$ at each stage (LaValle 2006).

If the objective function G is additive across stages and independent of k (implying that the system is time invariant), then (6) simplifies to

$$G_{k+1}^*(x) = \inf_{u \in \mathcal{A}} [c(x, u) + G_k^*(f(\mathbf{x}, \mathbf{u}))] \quad (7)$$

where $f(\mathbf{x}, \mathbf{u})$ is a sequence of states and actions, starting at stage $k=0$, resulting in state x at stage k with optimal cost G_k^* , and c is the transition cost of enacting action u at state x . An additive and time-invariant system greatly reduces computational complexity. Optimisation algorithms are built around the objective function, and Equation (7) is the basis for many heuristic search techniques such as A*. A heuristic estimate of the remaining cost over stages $[k+1, K]$ is used in A* to prioritise the search and potentially reduce computation time, such as for BN learning (Lu et al. 2021).

2.4 High-Level Algorithm

The cost function being optimised through clustering can be arbitrary, but its computation differs from inferring marginal distributions for every node (3) as the latter

requires forwards and backwards propagation, whilst the former computes a global cost based on propagation in one direction, akin to scoring in BN learning (Section 1.2). This cost function could be the computational cost associated with cluster-based inference (equation 3), entropy, predictive error, or information criterion such as the Watanabe-Akaike Information Criterion (WAIC).

The proposed algorithm DCMAP uses layers l as dynamic programming stages in equation (6) for incremental optimisation of the cost, beginning at layer $l = 0$ (i.e. leaf nodes) and working backwards through the BN from earlier to later layers, culminating at l_{\max} . A queue Q is used to order the evaluation of possible cluster-layer mappings \hat{U} , which are linked to connected cluster-layers, by lowest overall cost first. The overall cost includes the previous layer cost $G(\mathbf{X}_{l-1})$, the cost c of the proposed cluster-layer, and a heuristic estimate h of the remaining cost (11).

Conceptually, different cluster-layer mappings could be thought of as branches in the search tree, which are linked at layer l if they share the same mappings u at layers $l = 0, \dots, l-1$. Intuitively, an efficient algorithm prunes branches that are dominated at the earliest opportunity to minimise computation time. These high level components of the algorithm are illustrated in Fig. 2.

2.5 Objective Function and Heuristic

Cost dependency and the potential for the parent $Par(X)$ of a child node $X \in \mathbf{X}_l$ to be at a layer $l' > l+1$ (Remark 2.1) violates the assumption of time invariance (7). Hence, a new objective function is derived that can accommodate this for the proposed cluster mapping algorithm (Fig. 2).

The structure of layers \mathbf{X}_l remain fixed whilst cluster-layers \mathbf{X}_{kl} change in a cluster-mapping setting. Hence, layers could be used as a structure for a time-invariant, objective function. Let the latest antecedent layer of a parent be L :

$$L = \max(l(Par(\mathbf{X}_l))) \quad (8)$$

Substituting into the general objective function of Bellman and Dreyfus (1962) (6), the objective function over layers $[l, L]$ is:

$$G_{(l,L)}^*(x) = \inf_{u(\mathbf{X}_l) \in U_l} \left[G_{(l,L)}(\mathbf{X}_l, u(\mathbf{X}_l), U_{(l+1,L)}^*) \right] \quad (9)$$

where u describes a cluster mapping and U^* a series of optimal cluster mappings. Here, the propagation of probabilities during inference occurs between nodes in layer l and parent nodes in layers $l+1$ up to and including L , which means nodes at these layers need to be considered when finding the optimal cluster mappings at layer l . The objective function is thus stage-varying and, in this formulation, not necessarily additive. However, such a cost function is computationally expensive to evaluate.

As disjoint nodes are conditionally independent and nodes in a layer or cluster-layer are disjoint by Definition 2.4, we assume that the objective function cost of disjoint cluster-layers are independent and thus additive. Moreover, by definition of L (8) as the latest parent layers given nodes at layer l , an additive and time-invariant

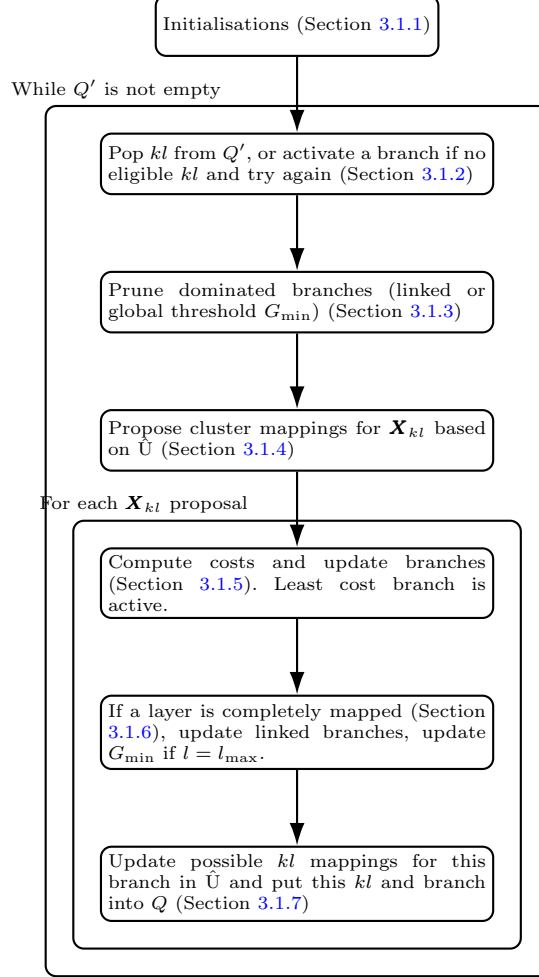


Fig. 2 Example network showing nodes, directed edges, and layers where shading denotes clusters obtained using DCMAP. Assume all nodes have binary states.

formulation for the objective function could be obtained by finding the lowest cost cluster-mapping (the infimum) over all intermediary cluster-layers. This replaces the $U_{l+1,L}^*$ term in (6) and makes G time invariant. Thus, (9) can be re-written as:

$$G^*(\mathbf{X}_L) = G^*(\mathbf{X}_l) + \inf_{u(\mathbf{X}_{l+1}, \dots, \mathbf{X}_L)} \sum_{l'=l+1}^L \sum_{k=1}^{m_{l'}} c(\mathbf{X}_{kl'}, u(\mathbf{X}_{kl'}), \text{Child}(\mathbf{X}_{kl'}), u(\text{Child}(\mathbf{X}_{kl'}))) \quad (10)$$

where the optimal cost $G^*(\mathbf{X}_L)$ is only a function of the optimal cost at layer l and cluster-layer mappings between $l+1$ and L inclusive, notated as $u(\mathbf{X}_{l+1}, \dots, \mathbf{X}_L)$, and c , a positive, non-zero cost associated with a cluster-layer $\mathbf{X}_{kl'}$ and its cluster mapping $u(\mathbf{X}_{kl'})$. Note that $m_{l'}$ is the number of unique clusters at layer l' . In the BN inference context (Section 2.2 and (3)), cost dependency arises from propagation between child cluster-layers $\text{Child}(\mathbf{X}_{kl'})$, their cluster mapping, and a parent cluster-layer kl' and its cluster mapping; potentially, they could be of the same cluster.

Equation (10) provides the basis for our algorithm. However, in algorithms like A* (LaValle 2006), potential actions (i.e. cluster mappings) are evaluated prospectively using the objective function at each iteration. This rapidly becomes infeasible in our cluster mapping context due to the combinatorial explosion of mappings over multiple layers $u(\mathbf{X}_{l+1}, \dots, \mathbf{X}_L)$. One approach to overcome this challenge is to instead apply our objective function (10) retrospectively after potentially multiple iterations of the algorithm, to prune dominated branches (Section 3.2 and Lemma 3.2).

Definition 2.6. A cluster mapping solution for branch i on layer l is dominated by another branch j iff $G_i(\mathbf{X}_l) > G_j(\mathbf{X}_l)$.

Here, it is necessary to have an alternate means for prioritising cluster-layer proposals to update at each iteration. Two key heuristics are used: (a) an upper bound estimate of the total cost \hat{g} , and (b) adaptive constraint and release of the search space (Section 3.1.2).

Recall that l_{\max} is the last layer of the DAG, hence \hat{g} is an estimate of the total or global cost $G(\mathbf{X}_{l_{\max}})$, comprising the objective function cost for this branch $G(\mathbf{X}_{l-1})$, the cost for clusters in layer l , and a heuristic estimate of the remaining cost:

$$\begin{aligned} \hat{g}(\mathbf{X}_{kl}) &= G(\mathbf{X}_{l-1}) + \\ &\quad \sum_{k \in M_l} c(\mathbf{X}_{kl'}, u(\mathbf{X}_{kl'}), \text{Child}(\mathbf{X}_{kl'}), u(\text{Child}(\mathbf{X}_{kl'}))) + \\ &\quad h(\mathbf{X} \setminus (\mathbf{X}_{kl:k \in M_l} \cup \mathbf{X}_{0..l-1})) \end{aligned} \quad (11)$$

where M_l is a set of clusters at layer l that have been updated, \setminus is set difference, and h is a heuristic cost that is an upper bound for all the remaining, non-updated nodes. We refer to nodes for which the cost has been calculated as updated or popped. Potentially, there may be some nodes remaining in layer l that have not been updated

which are estimated as part of the h term (11). Note that it is only possible to update cluster-layers at layer l when all nodes in layer $l - 1$ and earlier layers have been updated at least once.

2.6 Search Space Size

Using the concept of layers, we can approximate the size of the search space of our cluster mapping problem. Naively, a DAG with n nodes could be mapped to $k = 1..n$ clusters thus resulting in n^n possible mappings. However, due to the requirement for cluster contiguity (Definition 2.3), there are many infeasible proposals. A simple approach to ensuring contiguity is to either map a node to a new cluster unique to itself, or to an existing cluster of a child node (Section 3.1.4). The overall search space size η arises from the combination of layer by layer cluster mapping combinations, i.e., the product of products (12).

$$\eta = \prod_{l=1..l_{\max}} \prod_{X_i \in \mathbf{X}_l} (|\text{Child}(X_i)| + 1) \quad (12)$$

As might be expected, the search space grows exponentially with layers, and the out-degree of the DAG can also significantly grow the size of the search space (Buluç et al. 2016). In- and out-degree refer to the number of parent or child nodes, respectively (Buluç et al. 2016). For instance, the case study DBN (Wu et al. 2018), with small world connectivity, has just 25 nodes but a search space of 9.9 billion mapping combinations. This study and corresponding DCMAP solution are described in Section 4.

3 Algorithm and Analysis

This section formalises the components of the algorithm in Fig. 2, and proves the optimality of the method.

3.1 Algorithm Components

Our method uses $\hat{g}(\mathbf{X}_{kl})$ to prioritise cluster-layer proposals to update (i.e. pop), and $G(\mathbf{X}_l)$ to facilitate local optimisation by identifying and cutting off further exploration of dominated solutions. It iterates from layer 0 (i.e. leaf nodes) through to l_{\max} , storing unique and non-dominated cluster mappings on separate search branches. The algorithm terminates if, given current cluster-layer proposals on the queue and additive costs, the current costs of these potential solutions exceed the least-cost solutions found so far. Potentially, near-optimal solutions can be returned at earlier iterations of the search.

3.1.1 Data Structures and Initialisations

The main data structures are sparse matrices, which only store non-zero entries and assume zero otherwise for memory efficiency. The j^{th} row (corresponding to branch j), k^{th} column (cluster k) and i^{th} (node i) slice of a three-dimensional matrix \mathcal{M} is indexed

Table 2 Definition of data structures. We use \$ to denote a named field within a data structure; for example, the layer field l within a popped queue entry q is denoted $q\$l$.

Data Structure	Definition
$\hat{U} \in \mathbb{R}^{B \times n \times n}$	Proposed cluster mappings before updates, where $\hat{U}[j, k, i] = 1$ indicates a proposal of cluster k for node i on branch j .
$U \in \mathbb{R}^{B \times n}$	Cluster mapping $U[j, i] = k$ after updates are made at each iteration.
$\text{Br}_{lk} \in \mathbb{R}^{B \times l_{\max} \times B \times l_{\max}}$	$\text{Br}_{lk}[i, l, j, l] = 1$ indicates a link at layer l between branches i and j .
$\text{Br}_{pl} \in \mathbb{R}^B$	Stores $l^* + 1$ where l^* is the highest layer where all nodes have been updated at least once on branch b .
$G \in \mathbb{R}^{B \times l_{\max}}$	Current objective function costs $G(\mathbf{X}_l)$ (10) for each branch and layer.
G_{\min}	Current minimum total cost $G(\mathbf{X}_{l_{\max}})$.
Q, Q'	A queue with entries $q = \{b, u(\mathbf{X}_{kl}), l, \hat{g}(\mathbf{X}_{kl}), G(\mathbf{X}_l)\}$. We denote Q' as eligible entries for updating (popping) $q \in Q : \text{Br}_{pl}[b] \geq q\l , aka activated branches.

by $\mathcal{M}[j, k, i]$. The structures are defined in Table 2. Note the distinction between proposed versus realised cluster mappings with associated updated costs stored in \hat{U} and U , respectively. Br_{lk} is used for pruning linked branches that are dominated and Br_{pl} for tracking (using layers) which queue entries on that branch are eligible to be popped.

At initialisation, the objective functions is set to an heuristic estimate of the total cost so that no time is wasted exploring branches that exceed this cost. The possible cluster mappings for the leaf nodes are updated \hat{U} for branch 1, and these cluster-layers are put onto the queue for updating (Component [Data Structures and Initialisations](#)).

1:	procedure INITIALISATIONS
2:	$G[1, 0..l_{\max}] \leftarrow h(\mathbf{X}_{l=0..l_{\max}}), G_{\min} \leftarrow G[1, l_{\max}]$
3:	$\hat{U}[1, 1.. \mathbf{X}_{\text{leaf}} , \mathbf{X}_{\text{leaf}}] \leftarrow f(1.. \mathbf{X}_{\text{leaf}})$
4:	Put $\{1, \hat{U}[1, 1.. \mathbf{X}_{\text{leaf}} , \mathbf{X}_{\text{leaf}}], 0, \hat{G}(1, \mathbf{X}_{\text{leaf}}), G[1, 0]\}$ onto Q

3.1.2 Pop Queue or Activate Branch

Potentially, Q could be treated as a heap to maximise computational efficiency (LaValle 2006). We use $\text{Pop}()$ to refer to removing the lowest cost queue entry, choosing between equicost entries arbitrarily (Component [Pop Queue or Activate Branch](#)). If there are no eligible entries on the queue, i.e. no branch has $\text{Br}_{pl} \geq l$, then a branch is chosen for activation. This makes queue entries on that branch potentially eligible. Activation randomly switches between using $\text{Peek}()$ to return, but not remove, the lowest cost entry, or $\text{Peek}'()$ to return an entry at the lowest layer on the queue, choosing arbitrarily between entries at the same layer. This facilitates switching between best-first and breadth-first search (Theorem 3.1). After activation, DCMAP tries again to pop the queue if it is not empty; the algorithm only proceeds to the next step (Component [Prune Linked Dominated Branches](#)) if a queue entry was successfully popped.

```

1: procedure POP QUEUE OR ACTIVATE BRANCH
2:    $q = \{b \leftarrow b, u(\mathbf{X}_{kl}), l, \hat{g}(\mathbf{X}_{kl}), G\} \leftarrow Pop(Q')$ 
3:   if  $q = \emptyset$  then
4:      $q \leftarrow Peek(Q)$  with probability  $\alpha$ , otherwise  $q \leftarrow Peek'(Q)$ 
5:      $Br_{pl}(q\$b) \leftarrow |Br_{pl}(q\$b)|$ 

```

3.1.3 Prune Linked Dominated Branches

Component [Prune Linked Dominated Branches](#) is essential to achieving computational efficiency in dynamic programming, and effectively removes any entries on the queue relating to that branch. Note that pruning of unlinked branches also happens based on the global cost (Section 3.1.6).

```

1: procedure PRUNE LINKED DOMINATED BRANCHES
2:    $\mathbf{B} \leftarrow \{j : Br_{lk}[b, l, j, l] = 1 \wedge G[j, l] > 0\}$ 
3:    $\forall j \in \mathbf{B} : G[j, l] > \min(G[\mathbf{B}, l], G_{\min})$ , prune  $j$  from  $Br_{pl}, Q$ 

```

3.1.4 Propose Cluster Mappings

The requirement for contiguous clusters (Definition 2.3) means that a node can only be mapped to a new cluster u_{new} , or the cluster of one or more child nodes u_{exist} . For the former, we can ensure uniqueness and avoid accidentally mapping to an existing cluster by associating a unique label $1..n$ with each node. For the latter, define a priori a $n \times n$ matrix $S : S[i, j] = \{0, 1\}$, where 1 indicates that node X_i can potentially be mapped to the same cluster as node X_j . To ensure contiguity, Algorithm 2 works backward by identifying, for a given node X_i , which nodes X_j at layer $l(X_i)$ or earlier layers can be in the same cluster as X_i that are connected by a common parent node. Note that descendants are child nodes, child of child nodes and so on. For node X_j , $u(X_{i'}) : S[i', j] = 1$ are all the node clusters that X_j could be mapped to. To preserve contiguity, node X_j must be such that there are no paths \mathbf{X}_p following the directed arcs between X_i and X_j containing any other nodes i.e. $\mathbf{X}_{p,ij} = \{X_i, X_j\}$ or $\mathbf{X}_{p,ij} = \emptyset$. The former implies X_j is a parent of X_i , and the latter is where both nodes are at the same layer, $l(X_j) = l(X_i)$.

Algorithm 2 Identifying nodes that can be in the same cluster as a given node X .

```

1: procedure SAMECLUSTER
2:    $S[1..n, 1..n] \leftarrow 0$ 
3:   for  $i$  in  $1..n$  do
4:      $\mathbf{X}' \leftarrow \{Par(X_i), Descendants(Par(X_i))\}$ 
5:      $S[i, j] \leftarrow 1, \forall X_j \in \mathbf{X}' : \max(|\mathbf{X}_{p,ij}|) = 2 \vee l(X_j) = l(X_i)$ 

```

Lemma 3.1. *When applied iteratively and incrementally from layer 0 to l_{\max} (Fig. 2), all feasible contiguous cluster mappings (Definition 2.3) can be generated using matrix S (Algorithm 2) to identify all nodes X_j that can be mapped to the same cluster as node X_i .*

Proof The assumption of iterating incrementally over $l = 0, 1, \dots, l_{\max}$ means that at layer l , only nodes at layer l or earlier need to be considered for mapping to the same cluster. Additionally, Algorithm 2 only allows nodes X_i and X_j to be mapped to the same cluster if they are directly connected (i.e. a parent or child of the parent) with no paths going through an intermediary node; this guarantees contiguity, even if X_i and X_j are not in successive layers (Remark 2.1). At each iteration, feasible cluster mappings for node X_j are the clusters of nodes X_i associated with non-zero rows of $S[:, j]$, which might be in the same layer or at a child layer. By Definition 2.1 of layers, there must exist at least one parent-child path between each node in one layer and the previous layer, hence, there are no contiguous cluster mappings that cannot be generated by iteratively and incrementally applying S from $l = 0$ to $l = l_{\max}$. \square

We demonstrate Algorithm 2 to find S for the simple BN example in Fig. 1, comprising three layers and seven nodes:

$$\begin{bmatrix} & A & B & C & D & E & F & G \\ A & 0 & 0 & 0 & 0 & 0 & 0 & 0 \\ B & 0 & 0 & 0 & 0 & 0 & 0 & 0 \\ C & 0 & 0 & 0 & 0 & 0 & 0 & 0 \\ D & 1 & 1 & 0 & 0 & 0 & 0 & 0 \\ E & 0 & 0 & 1 & 0 & 0 & 0 & 0 \\ F & 1 & 0 & 0 & 0 & 0 & 0 & 1 \\ G & 0 & 0 & 0 & 1 & 1 & 0 & 0 \end{bmatrix} \quad (13)$$

For instance, node F (row F) could share the same cluster as nodes A , D and itself (Algorithm 2). Thus, when updating (popping) node D (column D) as the search progresses from layer 0 to 2, it could be mapped to the current cluster of node F or G or itself. Locally, this could lead to contiguous clusters involving D : (A, F, D, G) , (A, F, D) , (F, D) , (D, G) , (D) .

The above constrained space of feasible cluster mappings could be pre-computed at initialisation and are enacted in Component [Update Possible Cluster Mappings and Queue](#) through \hat{U} . Component [Propose Cluster Mappings](#) generates from \hat{U} and particular k and l the cluster-mappings for cost evaluation at each iteration. Intuitively, for a given branch and layer l , \mathbf{Z}_1 represents the nodes that cannot be in any other cluster $k' \neq k$, \mathbf{Z}_3 are nodes that have already been mapped to another cluster k' , and \mathbf{Z}_2 are the nodes that could be in k or another cluster k' . Each of the N unique cluster mapping combinations are stored on separate branches, producing $N - 1$ new branches, done by updating data structures and duplicating queue entries from the current branch b for new branches b' .

```

1: procedure PROPOSING CLUSTER MAPPINGS
2:    $\mathbf{Z} \leftarrow \{X \in \mathbf{X}_l : \hat{U}[b, u(\mathbf{X}_{kl}), X] = u(\mathbf{X}_{kl})\}$ 
3:    $\{\mathbf{X}_1, \dots, \mathbf{X}_N\} \leftarrow \text{GENERATECOMBOS}(\mathbf{Z}, \mathbf{U}, \hat{U})$ 
4:   for  $i$  in  $2..N$  do
5:     Make new branch  $b'$ :  $\hat{U}, \mathbf{U}, G, \text{Br}_{\text{pl}}(b') \leftarrow -l$ 
6:     Duplicate  $q' \in Q : q' \$b = b, q' \$l = l$  with  $q' \$b = b'$ 
7: procedure GENERATECOMBOS( $\mathbf{Z}, \mathbf{U}, \hat{U}$ )
8:    $\mathbf{Z}_2 \leftarrow \mathbf{Z} \setminus \{\mathbf{Z}_1, \mathbf{Z}_3\} : (\mathbf{U}[b, \mathbf{Z}_3] \neq u(\mathbf{X}_{kl}), \mathbf{U}[b, \mathbf{Z}_3] \neq 0), (\forall \hat{U}[b, u \neq u(\mathbf{X}_{kl}), \mathbf{Z}_1] = 0)$ 
9:    $\mathbf{X}_{i=1..N} \leftarrow \{\mathbf{z}_j \cup \mathbf{Z}_1 \mid \forall \mathbf{z}_j \in \text{Combinations}(\mathbf{z}_{\mathbf{Z}_2}, \mathbf{Z}_1)\}$ 

```

Consider a simple example for a given branch and layer with the following possible cluster mappings for each node:

$$\hat{U}[b, l(\mathbf{X}_i) = l] = \begin{bmatrix} k & X_1 & X_2 & X_3 \\ 2 & 0 & 1 & 1 \\ 3 & 1 & 1 & 1 \end{bmatrix} \quad (14)$$

The feasible combinations are:

$$u(X_1, X_2, X_3) = \{(3, 2, 2), (3, 2, 3), (3, 3, 2), (3, 3, 3)\}, \quad (15)$$

noting that X_1 can only be mapped to cluster 3; each combination is evaluated on a separate branch.

3.1.5 Compute Costs

Each cluster-mapping proposal is evaluated with respect to the objective function (Component [Compute Costs](#)) and the cluster mapping proposal is stored via U .

```

1: procedure COMPUTE COSTS
2:   Compute  $\hat{g}(\mathbf{X}_i)$  and  $G[b', l] \leftarrow G(\mathbf{X}_l)$  (10) and (16)
3:   Update  $U[b', \mathbf{X}_i] = u(\mathbf{X}_{kl})$ 

```

3.1.6 Layer Updates

When all the nodes in a single layer are mapped to clusters, it is possible to update $G^*(\mathbf{X}_L)$ (10) given the unique cluster mapping on this branch (Lemma 3.3). Component [Layer Updates](#) potentially: (i) makes queue entries at layer $l+1$ eligible to update via Br_{pl} , (ii) if $l = l_{\max}$, updates the global minimum objective function cost for global pruning, and (iii) links to other branches with the same cluster mapping for layer l for pruning dominated branches, which occurs at the beginning of each iteration.

```

1: procedure LAYER UPDATES
2:   if  $\forall X \in \mathbf{X}_l : U[b', X] \neq 0$  then
3:     Update  $\text{Br}_{\text{pl}}(b') = l + 1$ 
4:     if  $l = l_{\max}$  then  $G_{\min} = \min(G_{\min}, \sum_{l=0}^{l_{\max}} G[b', l])$ 
5:     if  $\forall b'' : \text{Br}_{\text{pl}}(b'') \geq l + 1 \wedge U[b'', \mathbf{X}_l] = U[b', \mathbf{X}_l]$  then LINK  $(b', b'', l + 1)$ 

```

3.1.7 Update Possible Cluster Mappings and Queue

The final Component [Update Possible Cluster Mappings and Queue](#) uses the constrained set of possible cluster mappings (Section 3.1.4) when updating \hat{U} for parents of nodes in \mathbf{X}_{kl} . In addition, it places the possible cluster-layers associated with these parent nodes onto the queue Q .

```

1: procedure UPDATE POSSIBLE CLUSTER MAPPINGS AND QUEUE
2:   Generate  $u(X \in \text{Par}(\mathbf{X}_i)) : u(X) = \{u_{\text{new}}(X), \mathbf{u}_{\text{exist}}(X)\}$  (Algorithm 2)
3:    $\hat{U}[b', u(\text{Par}(\mathbf{X}_i)), \text{Par}(\mathbf{X}_i)] \leftarrow 1$ 
4:   Put  $\{b', u(\text{Par}(\mathbf{X}_i)), l, \hat{g}(\mathbf{X}_i), G[b', l]\}$  onto  $Q$ 

```

3.2 Theoretical Analysis

This section proves analytically that DCMAP is optimal in the sense that it finds all least cost cluster mappings, and does so such that an equally informed algorithm cannot do so in fewer iterations. This is achieved through conditional optimality (derived in Section 3.2.1), the exploration of all possible contiguous cluster mappings through branching (Section 3.2.2), and combined to show the optimality of DCMAP through evaluating non-dominated branches, i.e. potential cluster mapping solutions, at the earliest opportunity (Section 3.2.3). An additional property is derived for super additivity of cost functions for a heuristic to further speed up the search (Supplementary Information 6).

3.2.1 Conditional Optimality

Foundational to DCMAP is equation (10) and conditional optimality of a layer cluster mapping, denoted as $u(\mathbf{X}_l) = U_l$ for short; the cluster mapping for layers $l' = 0, \dots, l-1$ is denoted as $U_{<l} = U_{l-1}, U_{l-2}, \dots$, and optimal mappings or costs are denoted with a superscript asterisk, e.g. G^* .

Definition 3.1. *Given a layer cluster mapping U_l , define $U_{<l}^*$ as a conditionally optimal or conditionally non-dominated cluster mapping iff $G^*(\mathbf{X}_l|U_l, U_{<l}^*) \leq G(\mathbf{X}_l|U_l, U_{<l}^i)$ for all possible cluster mappings of earlier layers $U_{<l}^i$.*

Following Definition 2.6, we say that $U_{<l}^*$ dominates $U_{<l}^i$ if $G^*(\mathbf{X}_l|U_l, U_{<l}^*) < G(\mathbf{X}_l|U_l, U_{<l}^i)$.

Lemma 3.2. *A globally optimal cluster mapping $U^* = u^*(\mathbf{X})$, where $G^*(\mathbf{X}|U^*) \leq G(\mathbf{X}|U^i)$ for all other cluster mappings U^i , is composed of conditionally optimal $G^*(\mathbf{X}_l|U_l, U_{<l}^*)$, layer-based sub-mappings $(U_l, U_{<l}^*)$ for each of $l = 0, \dots, l_{\max}$; i.e. every layer of U^* is conditionally optimal.*

Proof Equation (10) was derived from dynamic programming to find globally optimal cluster mappings based on optimal mappings between layer l and its latest parent layer L . This could be re-written in terms of conditional optimality $G^*(\mathbf{X}_{l+1}|U_{l+1}, U_{<l+1}^*)$ of a mapping at layer $l+1$ which, given a positive, non-zero cost $c(\cdot)$, can only be conditionally optimal if $G^*(\mathbf{X}_l|U_l^*, U_{<l}^*)$ is also conditionally optimal, by definition.

$$G^*(\mathbf{X}_{l+1}|U_{l+1}, U_{<l+1}^*) = G^*(\mathbf{X}_l|U_l^*, U_{<l}^*) + \sum_{k=1}^{m_{l+1}} c(\mathbf{X}_{kl+1}, u(\mathbf{X}_{kl+1}), \text{Child}(\mathbf{X}_{kl+1}), u(\text{Child}(\mathbf{X}_{kl+1}))) \quad (16)$$

We now prove Lemma 3.2 by induction. By Definition 3.1, the globally optimal objective function cost is equal to the conditionally optimal cost of the last layer $G^*(\mathbf{X}|U^*) =$

$G^*(\mathbf{X}_{l_{\max}}|U_{l_{\max}}^*, U_{<l_{\max}}^*)$. Note that conditional optimality of $U_{<l_{\max}}^*$ is defined for a given cluster mapping at the specified layer, hence $U_{l_{\max}}^*$ refers to the cluster mapping at layer l_{\max} that minimises G globally. By equation (16), a cluster mapping with conditional optimality $G^*(\mathbf{X}_{l+1}|U_{l+1}^*, U_{<l+1}^*)$ at layer $l+1$ requires a conditionally optimal cluster mapping at layer l . Therefore, by induction, all layers of an optimal cluster mapping must themselves be conditionally optimal. \square

3.2.2 Branching

The exploration of all non-dominated cluster mapping solutions, one stored on each branch, is shown through Lemma 3.3.

Lemma 3.3. *DCMAP can generate all possible contiguous and feasible cluster mapping solutions with each unique mapping stored on a separate branch b . A cluster mapping is feasible if every node is mapped to exactly one cluster.*

Proof It follows directly from Component [Propose Cluster Mappings](#) that, given potential cluster mapping proposals for layer l where $\hat{U}[b, k,] = 1$, all feasible and unique cluster mappings are generated and stored on separate branches. Note that, on this branch, any nodes that have already been mapped to a cluster are excluded from the generated mappings via \mathbf{Z}_3 for feasibility; any nodes that must be mapped to k and have no other mapping proposals are captured via \mathbf{Z}_1 for feasibility; and combinations of inclusion and exclusion of the remaining nodes are captured via \mathbf{Z}_2 .

From Lemma 3.1, an algorithm that iterates from $l = 0$ through to $l = l_{\max}$ using S from Algorithm 2 will generate all possible contiguous cluster mapping proposals over successive layers, which are stored in \hat{U} (Component [Update Possible Cluster Mappings and Queue](#)). Within each cluster-layer inside each of these layers, Component [Propose Cluster Mappings](#) generates all feasible and unique cluster mappings and stores them onto separate branches at each iteration (i.e. cluster-layer). Hence, it follows that DCMAP can generate all possible feasible and contiguous cluster mappings, with each unique mapping stored on a separate branch. \square

3.2.3 Optimality

We show that DCMAP will find all the least cost cluster mapping solutions, and that this is done such that an equally informed algorithm cannot do so in fewer iterations in the absence of branch activation (i.e. $\text{Br}_{\text{pl}}(b') \leftarrow l$ in Component [Propose Cluster Mappings](#)). Then, we show the efficiency of branch activation when there are many branches of equal estimated total cost \hat{g} .

Theorem 3.1. *DCMAP will incrementally explore branches (i.e. cluster mapping solutions) from layer 0 through l_{\max} to find every least cost $G^*(\mathbf{X}, U_i^*)$ solution.*

Proof Each iteration of DCMAP corresponds to an exploration of a cluster-layer mapping kl . When an iteration produces a complete cluster mapping $U[b', \mathbf{X}_l]$ for layer l that is the same as one or more branches b'' , a link is made between these branches in the same

iteration. By Definition 3.1 of conditional optimality, any dominated branches sharing the same cluster mapping for that layer $U[b', \mathbf{X}_l]$ can be pruned since by Lemma 3.2, an optimal cluster mapping comprises layer-by-layer conditionally optimal cluster mappings. Pruning of all dominated linked branches happens at the beginning of an iteration (Component [Prune Linked Dominated Branches](#)), so no iterations are wasted exploring a dominated branch.

In addition to conditional optimality, there is also outright global optimality as captured in G_{\min} , which affects all branches including those that are not linked. This is updated in the same iteration as when a branch generates a lower cost cluster mapping for the entire BN (Component [Layer Updates](#)). As the objective function cost is non-negative, additive and time-invariant, any branches that exceed G_{\min} are globally dominated, even if they have not yet reached l_{\max} , since they cannot possibly lead to a lower cost solution. These are also pruned at the beginning of each iteration (Component [Prune Linked Dominated Branches](#)).

By Lemma 3.3, DCMAP can generate all possible unique solutions on each branch, but all dominated branches and globally dominated branches are pruned in the process, leaving optimal solutions at algorithm termination, i.e. when the queue is exhausted. It follows that the optimal number of clusters m (2) are also determined. Branch activation, which only affects the eligibility of kl proposals for popping based on $U_{<l}$ already mapped layers (i.e. Q'), does not affect branch linking and pruning and thus optimality of solutions are preserved. \square

Lemma 3.4. *In the absence of branch activation, let D be an algorithm no more informed than DCMAP that also searches cluster-layers using conditional optimality to find all optimal cluster mappings of a BN. Assume that the objective function and costs are identical: if a cluster-layer was popped by DCMAP, it was also popped by D .*

Proof Suppose the contrary where there is at least one cluster-layer $\kappa\lambda$ on branch β popped by DCMAP but not by D . This can only happen if branch β was pruned by D as a dominated branch at an earlier iteration, otherwise D cannot be guaranteed to find least cost cluster mappings. If β was dominated at an earlier layer $l' < \lambda$, then DCMAP would have found this when completing the mapping of layer l' (Component [Layer Updates](#)), and pruned branch β at the earliest opportunity thus never popping $\kappa\lambda$, contradicting the assumption on $\kappa\lambda$ for DCMAP. If β is dominated at layer λ , this implies $\kappa\lambda$ completes layer λ and D can only determine this to be dominated by popping $\kappa\lambda$, contradicting the $\kappa\lambda$ assumption for D , hence completing the proof. \square

Therefore, it is not possible to find, using an equally informed algorithm, all the least cost cluster mappings in fewer iterations than DCMAP in the absence of branch activation. Examples of alternate algorithms for cluster mapping include tree search algorithms like breadth first or depth first search ([LaValle 2006](#)). However, the number of iterations needed to find the first optimal solution is also important.

Consider the impact of pruning on search iterations. By Definition 3.1 of conditional optimality, pruning of dominated branches can only occur when a layer is completed (Component [Layer Updates](#)). Therefore, changing the order of updating of cluster-layers through branch activation in DCMAP has no effect on the total number of search iterations; it is already optimal (Lemma 3.4). However, branch activation, which evaluates one search branch to completion at a time, can potentially reduce

the number of iterations to find the first least cost solution. This occurs as cluster-layers in a branch are updated in a semi-greedy ordering since each iteration evaluates cluster-layer proposals with the lowest $\hat{g}(\mathbf{X}_i)$ first (Component [Compute Costs](#)).

Branch activation is especially relevant when there are many queue entries of equal estimated global cost \hat{g} , which arises from the combinatorial explosion of possible cluster mappings. Consider an order of magnitude approximation of this. Specifically, assume on average \bar{N}_K cluster-layer proposals $k'l'$ at \bar{N}_P parent layers $l' > l$ over N branches (Component [Update Possible Cluster Mappings and Queue](#)). Note that whenever a new branch b' is made from b , queue entries for branch b are copied onto b' . As a result, the expected number of entries being placed on the queue \bar{N}_T at layer l that share the same \hat{g} as, on average, $\bar{N}_K \bar{N}_P$ other entries, is approximately:

$$\bar{N}_T = \bar{N} \bar{N}_K \bar{N}_P. \quad (17)$$

For example (15), there are four cluster mappings ($N = 4$), $N_K = 2$ unique clusters for the first three proposals and one for the last one; assuming $\bar{N}_P = 2$, $N_T = 14 \approx \bar{N}_T = 16$.

Remark 3.1. *Comparing DCMAP with branch activation with no branch activation, it follows from (17) that the expected speed-up to update one layer with on average \bar{N}_K clusters is $O(\bar{N} \bar{N}_P)$ i.e. $O(\frac{1}{\bar{N} \bar{N}_P})^{th}$ the number of iterations are needed.*

Note that this result holds irrespective of the objective function being used.

4 Case Study

We use as a case study the complex systems DBN model for seagrass resilience, described briefly in Section 1. This model, which has 25 discrete nodes per time-slice (Fig. 3) and 96 time slices (Wu et al. 2018), captures biological, ecological and environmental dynamics and their interactions to predict the impact on resilience of a series of dredging stressors and its cumulative effects over time. It demonstrates small world or power law connectivity (Table 3 and 4) with a few nodes having comparatively many parent or child nodes, and the majority having few (Watts and Strogatz 1998); most nodes had two to four states, with a few having ten or more states. Wu et al. (2018) incorporated expert knowledge and multiple data sources (e.g. experimental and monitoring data) to inform the model; however, the computation time prohibited the use of Bayesian inference, which enables better data integration and estimation of uncertainty.

For the two time-slice version of this DBN with 50 nodes, the in- and out-degrees are even higher than the one time-slice DBN (Table 4).

4.1 Computation Cost as an Objective Function

The objective function is defined in terms of the computational cost associated with BN inference (3) as illustrated in Section 2.2. Recall that the objective function is

Table 3 Distribution of in- and out-degree (degree and number of nodes with that degree) in the one time-slice DBN.

In-degree	0	1	2	4	5	6	7
#nodes	9	2	8	3	1	1	1
Out-degree	0	1	2	3	4	6	9
#nodes	2	14	3	3	1	1	1

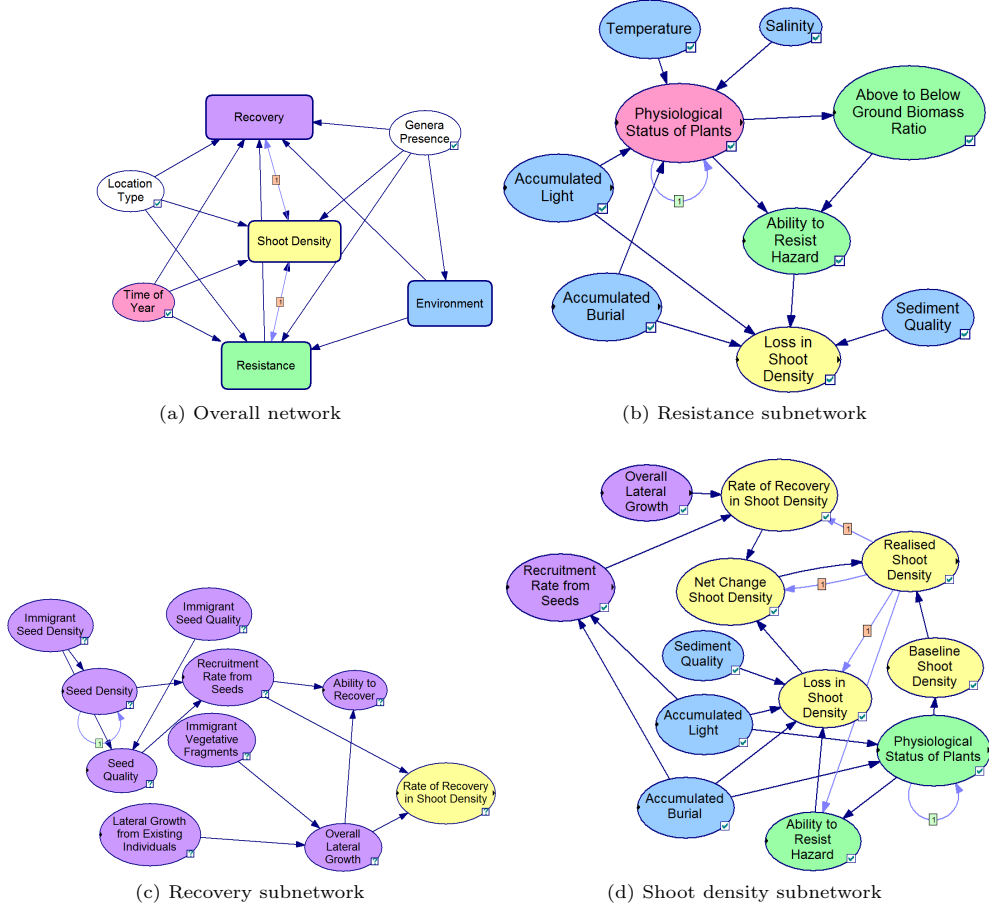


Fig. 3 Overall seagrass DBN model (Wu et al. 2018) (Fig. 3a). Nodes are ovals and arrows denote conditional dependence between a parent and child node in the same time-slice. Where an arrow is labelled with a 1, the child node is in the next time-slice. Rounded rectangles denote subnetworks. Yellow nodes relate to loss and recovery in shoot density, purple nodes to recovery, green nodes to resistance, blue nodes to environmental factors and pink for all other nodes. The environment subnetwork is not shown as it is a disjoint subnetwork of the blue nodes, which are effectively inputs to the model.

Table 4 Distribution of in- and out-degree (degree and number of nodes with that degree) two time-slice DBN.

In-degree	0	1	2	3	4	5	6	7	8
#nodes	18	4	10	6	5	2	2	2	1
Out-degree	0	1	2	3	4	6	7	8	9
#nodes	3	27	7	6	2	1	1	1	2

defined recursively with respect to a cost function c (10), hence application of DCMAP to different use cases involves the definition of an appropriate cost function c .

Without loss of generality, consider a discrete BN. We formulate a backwards probability measure P_{kl}^b for computing inference akin to the rearrangement of Equation (3), which forms the basis of inference techniques such as variable elimination (Daly et al. 2011).

$$P_{kl}^b = \prod_{\forall X_i \in X_{kl}} \sum_{X_i} P(X_i | \text{Par}(X_i)) \prod_{X_{kl'} \in \text{Child}(X_{kl})} \sum_{\forall X \notin X_{kl'}} P_{kl'}^b \quad (18)$$

P_{kl}^b comprises propagation from child cluster-layer $P_{kl'}^b$, marginalising (i.e. summing) out any nodes that are not in \mathbf{X}_{kl} , multiplication by the conditional probabilities of the nodes in \mathbf{X}_{kl} , and finally marginalisation in preparation for propagation to the next antecedent cluster-layer. It is a recursive relation and for $l' = 0$, $P_{kl'}^b = 1$ since a cluster-layer comprising leaf nodes does not have child nodes, by Definition 2.1. In the context of $c(\mathbf{X}_{kl'}, u(\mathbf{X}_{kl'}), \text{Child}(\mathbf{X}_{kl'}), u(\text{Child}(\mathbf{X}_{kl'})))$ (10), the limits of the products and sums incorporates the effect of cluster mappings u , and $P(X_i | \text{Par}(X_i))$ and $P_{kl'}^b$ are defined with respect to cluster-layer and child cluster-layer nodes.

Define $\mathcal{F}()$ as a normalised count of the number of clock cycles associated with performing all the multiplications and additions, where each multiplication is assumed to have a normalised count of 1 cycle, each addition 0.6 and each division (i.e. ratio) 3, based on Intel Skylake CPU latencies (Fog 2022). Hence,

$$c(\mathbf{X}_{kl'}, u(\mathbf{X}_{kl'}), \text{Child}(\mathbf{X}_{kl'}), u(\text{Child}(\mathbf{X}_{kl'}))) = \mathcal{F}(P_{kl}^b) \quad (19)$$

4.1.1 Results and Discussion

For one time-slice of this DBN, DCMAP finds a total of 4 optimal cluster mapping solutions, with an optimal cost of 1386.6 compared to a naive heuristic cost of 34444; the first optimal solution was found at iteration 865 and the last one at iteration 1782 (Fig. 4). Over 20 runs, the mean iteration for the first optimal solution was 856 (95% CI 852, 866). In contrast, the two time-slice DBN had 10 least cost solutions, the first found at iteration 1569 and last at iteration 6190 (Fig. 4), with an optimal cost of 6220.8 compared to the naive heuristic cost of 3148386. Over 20 runs, the mean iteration for the first optimal solution was 1568 (1566, 1581). These empirical results suggest a hypothesis that the complexity of finding the first optimal solution is $O(n^2)$ where n is the number of nodes, and that of finding all the least cost solutions

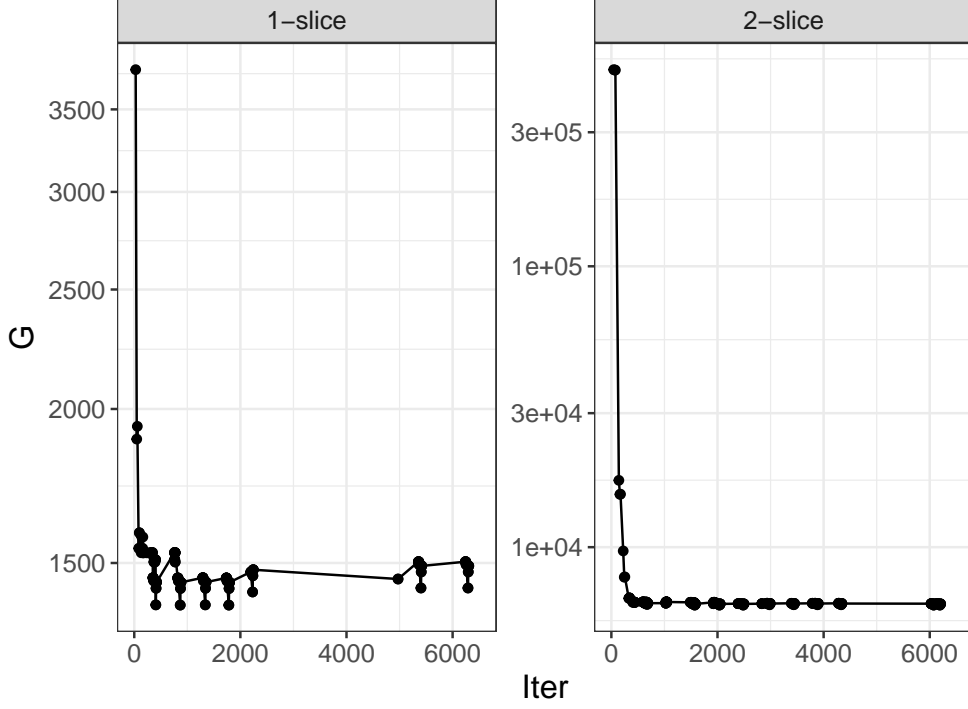


Fig. 4 Cost G of solutions found and the iteration of their discovery for both the one and two time-slice DBNs.

is $O(an^2)$ for positive integer a ; this particular case study suggests a value of $a = 3$. Additionally, DCMAP rapidly converged onto near-optimal solutions (Fig. 4), and regularly returned cluster mapping solutions (Fig. 4), on average returning a solution every 57 and 24 iterations for the one and two time-slice versions of the study.

Furthermore, we could compare the similarity of cluster mappings to optimal cluster mappings using nodes assigned to the same cluster rather than nodes assigned to the same cluster label, as labels could vary depending on its child clusters when assigning a node to an existing cluster (Section 3.1.4). This could be done by creating a $n \times n$ matrix where $Y[i, j] \in \{0, 1\}$ for each cluster mapping, where a 1 indicates that those two nodes are in the same cluster. This way, the similarity of a solution Y compared to an optimal solution Y^* could be computed as the dot product $Y \cdot Y^*$, divided by the number of ones in Y^* . Here, we use the maximum similarity between Y and the set of optimal solutions \mathbf{Y}^* . For the one and two time-slice and DBN, there was both rapid convergence in terms of cost (Fig. 4) and approximately 80% or more similarity (Fig. 5) to optimal solutions in just a few hundred iterations.

In addition to the empirical results above and theoretical computational efficiency of DCMAP (Lemma 3.4), the performance of DCMAP can be further contextualised through comparison with breadth first search using layers and clusters (Section 2.3.1

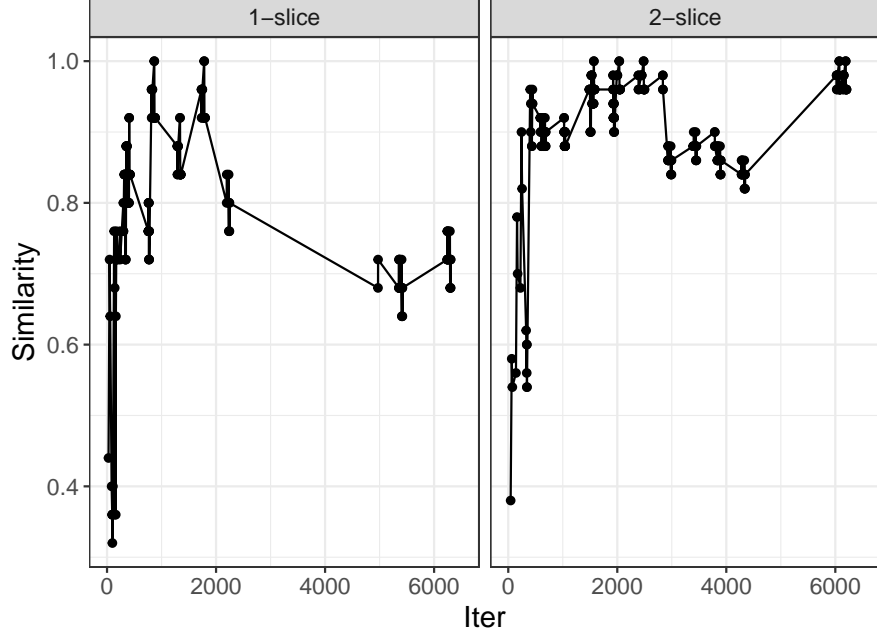


Fig. 5 Similarity of solutions to the set of optimal solutions and their iteration of discovery for both the one and two time-slice DBNs.

and 2.3.2). On a simple graph such as the illustrative example (Fig. 1), DCMAP and breadth first search require similar computation, finding all three optimal solutions at iterations 60, 99 and 100, versus iterations 54, 84 and 86, respectively. However, breadth first search does not scale well with graph complexity (i.e. size and layers) and is unable to find even one least cost solution for the one time-slice case study after 9600 iterations and the lowest cost solution was 1518.4; DCMAP found an optimal solution of cost 1386.6 at iteration 865 and had found all four optimal solutions by iteration 1782.

The size of the search space computed using (12) was 1.51×10^{21} and 9.91×10^9 for the two and one time-slice DBNs, respectively and, as might be expected given Lemma 3.3, all branch solutions are unique (i.e. no two branches with the same solution). Such exponential growth in search space size likely contributes to the inability for breadth first search to scale with more layers and nodes. In addition, such a large space of cluster mapping solutions contributes to a greater potential for benefit from optimisations, where the optimal solutions had 4% and 0.2% the cost of naive solutions, which corresponds to a computational speed-up of 22.8 and 426 in the one and two time-slice case studies, respectively. Therefore, DCMAP facilitates substantially more computationally efficient inference by using clustering in our complex systems seagrass DBN case study.

5 Discussion

Clustering has been applied in a variety of approaches to improve the computational feasibility of BN learning, whether based on constraints, scoring (i.e. using a cost function) or both (Huang and Zhou 2022). In this context, the vast majority of existing literature has focused on cost functions based on inclusion or exclusion of edges. Cost functions that vary with the mapping of nodes to different clusters are currently understudied. Such flexibility enables explicit optimisation of a given BN and its cluster mapping which could potentially lead to better BN learning and inference outcomes. However, finding globally optimal (i.e. least cost) cluster mappings in a BN incurs additional complexity in the form of cost dependency, where the local cost of a cluster is dependent on the mapping of connected nodes and the global cost is typically the sum of local costs.

Previous BN literature has used decomposability of scoring functions, such as through additive costs, to allow for local search procedures and/or optimisation of the score function; some even use dynamic programming and graph layers (Friedman et al. 1999; Kojima et al. 2010; Lu et al. 2021). Our work builds upon the application of dynamic programming and layers in BNs to facilitate global optimisation with arbitrary non-negative cost functions and cost dependency. This latter property has not been explicitly studied in the existing BN literature.

The proposed algorithm, DCMAP, is proven to find all of the least cost cluster mapping solutions through conditional optimality of layers and branching (Section 3.2.3). In addition, it is theoretically shown that an equally informed algorithm cannot find these solutions in fewer iterations. This is important as optimal clustering is NP-hard in general (Buluç et al. 2016) and cost dependency would exacerbate this complexity. For instance, a breadth first search on the same one time-slice case study is unable to find any optimal solution even with ten times more iterations than DCMAP. This arises even though the number of iterations needed is similar to DCMAP for the simple illustrative BN (Fig. 1).

5.1 Case Study Discussion

We developed a case study of BN clustering where clusters were used as a means to compute (i.e. infer) the marginal probabilities of a complex systems seagrass DBN. By explicitly defining the cost function as the computational cost of inference given a cluster mapping, a speed-up of 22.8 and 426 times was achieved for a one and two time-slice version of the DBN, respectively. In itself, a substantial reduction of computational complexity through clustering is useful as BN inference plays a key role in prediction and model learning, and methods for that such as Markov Chain Monte Carlo (MCMC) (Gelman et al. 2013) can require thousands of iterations. MCMC can also help better quantify uncertainty for parameter and structure learning of BNs (Daly et al. 2011) and DBNs (Shafiee Kamalabad and Grzegorzczuk 2020) through the Bayesian framework. Explicit optimisation of BN clusters using DCMAP could be a key enabler for future research in BN learning and updating, especially for complex systems DBNs like our seagrass case study.

Although our case study was for a discrete BN with between two and fourteen states per node with corresponding CPTs, the proposed DCMAP algorithm equally applies to discrete or continuous or hybrid BNs, DBNs, Object Oriented Bayesian Networks (OOBNs) (Koller and Pfeffer 2013) and Markov models in general, all of which can be represented as a DAG; the key adaptation required is the development of an application-specific cost function. Note that dynamic and templated models alike can be unrolled (Wu et al. 2018) into a BN and cluster mapping performed on the result. In practice, for a k^{th} order dynamic model, running cluster mapping on k slices is sufficient to find optimal clusters that can then be replicated over all slices.

We have theoretically shown that an equally informed algorithm cannot find all optimal solutions in fewer iterations, further study is needed to better understand the computational complexity of DCMAP and how it might vary with different BN graph structures and cost functions. Early results from the case study suggest a complexity of $O(n^2)$ iterations to find the first least cost cluster mapping and $O(an^2)$ iterations for all optimal solutions, where n is the number of nodes and a some positive integer. This aligns with previous findings of $O(n^2)$ complexity for clustering in the absence of cost dependency (Zheng et al. 2020). However, the computational complexity could potentially vary significantly depending on the cost function employed and also the structure of the network (e.g. dense versus sparse). This is an avenue for future research.

Despite the theoretical optimality of DCMAP, scalability in practice is a challenge for large networks with thousands of nodes. Potentially, the template behind a DBN or OOBN like the two-slice DBN case study, and/or near-optimality could be investigated as approaches for large networks. Better understanding of the convergence characteristics and early termination of clustering, including in the impact of cost functions and network structures, is needed. Additionally, even though proposed cluster mappings are always unique (Lemma 3.3), label switching is an area for future study to better understand the extent of the issue and strategies for mitigation if needed.

5.2 Future Work: Entropy

In light of the generalisability of DCMAP given its ability to optimise for arbitrary, non-negative and dependent cost functions, one key area of future work is in the development of objective functions for specific usage scenarios. One such possibility is entropy, which for BNs is defined generally as the sum of the entropy associated with each scenario over all possible scenarios, where a scenario might be defined in terms of one or more nodes (Scutari 2024; Parhizkar et al. 2018). Consider a discrete BN. The entropy associated with evidence for a given scenario indexed by k is:

$$H_k = - \sum_{k=1}^{n^k} p_k \sum_{i=1}^n \sum_{j=1}^{n_i^s} p_{ijk} \log(p_{ijk}) \quad (20)$$

where we represent scenarios as clusters k , n^k is the total number of clusters, p_k is the marginal probability associated with that scenario, i indexes nodes and n is the total number of nodes, j indexes states where n_i^s is the number of states for node i , and p_{ijk} is the marginal probability of node i , state j and scenario k .

Consider a special case of clustering where specific evidence scenarios are to be applied at one or more nodes and at one or more points in time in a DBN, with the goal of minimising global entropy. Thus, each node can be assigned to one of two clusters: (cluster 1) observed using virtual evidence $\delta(X')$ (Pearl 1988) where each observation is independent, or (cluster 2) not observed. Note that virtual evidence provides greater flexibility in modelling uncertainty compared to hard evidence where a state is observed or not. Dependent cluster mapping is necessary to optimise over all possible combinations of observed nodes and their interdependencies, which arise from propagation of evidence for inferring marginal probabilities for each scenario p_{ijk} (20). DCMAP can approximate this marginal probability p_{ijk} for every node X_i via backwards propagation with evidence to layer l and no evidence from forward propagation:

$$p_{ijk} = \prod_{\forall X': l(X') \leq l} \sum_{X' \notin X_i} P(X'|Par(X')) \delta(X') P_{l+1}^f \quad (21)$$

where forwards propagation $P_{l+1}^f = \prod_{\forall X': l(X') > l} \sum_{X'} P(X'|Par(X'))$, which assumes no evidence since these nodes have not been mapped yet, and could be pre-computed. Due to independence of evidence, cluster proposal (Section 3.1.4) only involves assigning one node at a time $\mathbf{X}_{kl} = X_i$ to being observed or not, and p_k is equal to p_{ijk} in equation (21) in the absence of evidence for X_i . These enable the computation of an additive objective function G which sums entropy over all evidence scenarios k via H_k (20).

Clusters have been used to improve the computational efficiency of inference, and learn conditional probabilities and BN structures (Daly et al. 2011; Lu et al. 2021); potentially, optimal clusters can further enhance these tasks. In addition, using cost functions such as entropy, clusters could also have a practical interpretation. In non-homogeneous Hidden Markov Models or DBNs for instance, clusters could be interpreted as homogeneous portions of a non-homogeneous system, akin to change-point detection or model switching (Shafiee Kamalabad and Grzegorzczuk 2020; ?). Potentially, optimisation of clusters with respect to entropy could contribute to new methods in BN learning and prediction, and is a promising area for future research that is enabled by DCMAP.

Supplementary Information.

6 Supplementary Information: Super-additive Objective Functions

A further consideration is that heuristics could also be applied to filter the proposal of cluster mappings (k, l) in addition to the prioritisation of cluster-layers for popping via \hat{g} . The former are typically contingent on the specific objective function being optimised. For instance, consider optimisation of DBN computation cost, where including an extra node in a cluster requires multiplication and marginalisation operations (Section 2.2) that exceed the cost of doing so separately, so super-additivity might apply:

Definition 6.1. Using (10), we say that a cost function is super-additive if for any two nodes $\{X_1, X_2\}$ in the same layer l :

$$c(\{X_1, X_2\}, \dots) > c(X_1, \dots) + c(X_2, \dots). \quad (22)$$

It follows from Definition 6.1 that:

$$\begin{aligned} & c(\{X_1, X_2\}, \dots) + c(X_3, \dots) > \\ & c(X_1, \dots) + c(X_2, \dots) + c(X_3, \dots) \\ & c(\{X_1, X_2, X_3\}, \dots) > c(\{X_1, X_2\}, \dots) + c(X_3, \dots) \\ & \text{therefore, } c(\{X_1, X_2, \mathbf{X}', \mathbf{X}''\}, \dots) > \\ & c(X_1, \mathbf{X}', \dots) + c(X_2, \mathbf{X}'', \dots) \end{aligned} \quad (23)$$

where $\mathbf{X}', \mathbf{X}''$ are arbitrary sets of nodes in the same layer as X_1, X_2 ; potentially they could be empty sets.

Lemma 6.1. Given a super-additive cost function and any pair of root nodes $\{X_1, X_2\}$ in layer l , the least objective function cost solution $G(\mathbf{X}_L)$ has X_1 and X_2 in separate clusters.

Proof The layer costs at layers $l' > l$ are unaffected by the cluster mapping of X_1, X_2 as they do not have any parent nodes by definition. Therefore, by equation (23), any branch that contains both X_1 and X_2 in the same cluster (left-hand side) must have an objective function cost $G(\mathbf{X}_L)$ greater than a branch with X_1 and X_2 in separate clusters (right-hand side), completing the proof. \square

Hence, for super-additive cost functions, splitting root nodes in the same layer across clusters always produces a lower cost solution. This can be used to filter cluster-layer mapping proposals as a heuristic.

7 Supplementary Information: Simple Example

When run to algorithm termination (i.e. not possible to find a better solution), DCMAP takes 315 iterations to find all three optimal solutions with total cost of 54.0 and cluster mappings of:

$$k = \begin{bmatrix} A & B & C & D & E & F & G \\ 2 & 6 & 7 & 2 & 3 & 1 & 2 \\ 1 & 6 & 7 & 2 & 3 & 1 & 2 \\ 5 & 6 & 7 & 2 & 3 & 1 & 2 \end{bmatrix}.$$

Note that all three optimal solutions place nodes D and G in the same cluster (cluster 2, shaded black in Fig. 1). D is not only the node with the highest in-degree, but also connects the top part of the graph with the middle and, via node G , the bottom part of the graph. Thus it is feasible for D and G to be in the same cluster. Nodes B, C

and E (shades of gray in Fig. 1) are all in individual clusters, corresponding to root (B , C) nodes or a node along a linear chain (E). As the objective function is based on computation cost, it is expected that root nodes are best assigned to their own clusters (Lemma 6.1). The key variation between the three least-cost cluster mappings is the mapping of node A which can either be part of cluster 2 with D and G , part of cluster 1 with node F , or in an independent cluster of its own. These solutions were discovered at iterations 35, 182, and 276 on branches 21, 27 and 104, respectively. With a cost of 54.0, this is much less than the naive heuristic solution cost of 85.8.

However, near-optimal solutions were returned at earlier iterations:

$$k = \begin{bmatrix} A & B & C & D & E & F & G \\ 1 & 6 & 2 & 1 & 2 & 1 & 2 \\ 1 & 6 & 7 & 1 & 2 & 1 & 2 \\ 2 & 6 & 7 & 2 & 2 & 1 & 2 \end{bmatrix}.$$

A near-optimal solution that was within 6.7% of the final optimal cost was discovered at iteration 9 and had a cost of 57.6. This was refined to a cost of 57.0 at iterations 14 and 21, suggesting that the algorithm was frequently returning improved cluster mapping solutions.

Although the earlier solutions are quite different to the optimal solution, the solution at iteration 21 starts to follow the trend of the optimal solution with D , G and A in the same cluster, with other nodes mostly in their own clusters. This suggests that finding near-optimal or even the first optimal solution could potentially be very rapid. As might be expected, however, finding all optimal solutions could be expensive (Likhachev et al. 2005; Belfodil et al. 2019). In addition, near-optimal solutions could produce diverse cluster mappings, although they converge towards optimal mapping patterns fairly rapidly.

Declarations

- Competing Interests: There are no competing interests.

References

- Bader, D.A., Meyerhenke, H., Sanders, P., Wagner, D., 2013. Graph Partitioning and Graph Clustering. volume 588. AMS, Providence, Rhode Island.
- Belfodil, A., Belfodil, A., Kaytoue, M., 2019. Anytime subgroup discovery in numerical domains with guarantees, in: Joint European Conference on Machine Learning and Knowledge Discovery in Databases, Springer. pp. 500–516.
- Bellman, R.E., Dreyfus, S.E., 1962. Applied Dynamic Programming. Princeton University Press.
- Buluç, A., Meyerhenke, H., Safro, I., Sanders, P., Schulz, C., 2016. Recent Advances in Graph Partitioning. Springer International Publishing, Cham. pp. 117–158. URL:

https://doi.org/10.1007/978-3-319-49487-6_4, doi:10.1007/978-3-319-49487-6_4.

- Daly, R., Shen, Q., Aitken, S., 2011. Learning bayesian networks: approaches and issues. *The Knowledge Engineering Review* 26, 99–157. URL: <http://dx.doi.org/10.1017/S0269888910000251>, doi:doi:10.1017/S0269888910000251.
- Fog, A., 2022. Instruction Tables: : Lists of instruction latencies, throughputs and micro-operation breakdowns for Intel, AMD and VIA CPUs. Technical University of Denmark. URL: https://www.agner.org/optimize/instruction_tables.pdf.
- Friedman, N., Nachman, I., Pe’er, D., 1999. Learning bayesian network structure from massive datasets: The” sparse candidate” algorithm, in: *Proc. Fifteenth Conference on Uncertainty in Artificial Intelligence*, 1999, pp. 206–215.
- Gelman, A., Carlin, J.B., Stern, H.S., Dunson, D.B., Vehtari, A., Rubin, D.B., 2013. *Bayesian Data Analysis*. 3rd ed., Chapman and Hall, CRC, Boca Raton, Fla.
- Gu, J., Zhou, Q., 2020. Learning big gaussian bayesian networks: Partition, estimation and fusion. *Journal of machine learning research* 21, 1–31.
- Huang, J., Zhou, Q., 2022. Partitioned hybrid learning of bayesian network structures. *Machine Learning* 111, 1695–1738.
- Kitson, N.K., Constantinou, A.C., Guo, Z., Liu, Y., Chobtham, K., 2023. A survey of bayesian network structure learning. *Artificial Intelligence Review* 56, 8721–8814.
- Kojima, K., Perrier, E., Imoto, S., Miyano, S., 2010. Optimal search on clustered structural constraint for learning bayesian network structure. *Journal of Machine Learning Research* 11.
- Koller, D., Pfeffer, A., 2013. Object-oriented Bayesian networks. arXiv:1302.1554 .
- Kschischang, F.R., Frey, B.J., Loeliger, H.A., 2001. Factor graphs and the sum-product algorithm. *Information Theory, IEEE Transactions on* 47, 498–519.
- Lauritzen, S.L., Spiegelhalter, D.J., 1988. Local computations with probabilities on graphical structures and their application to expert systems. *Journal of the Royal Statistical Society. Series B (Methodological)* 50, 157–224.
- LaValle, S.M., 2006. *Planning Algorithms*. Cambridge University Press.
- Likhachev, M., Ferguson, D.I., Gordon, G.J., Stentz, A., Thrun, S., 2005. Anytime dynamic A*: An anytime, replanning algorithm., in: *ICAPS*, pp. 262–271.
- Lu, N.Y., Zhang, K., Yuan, C., 2021. Improving causal discovery by optimal bayesian network learning, in: *Proceedings of the AAAI Conference on Artificial Intelligence*, pp. 8741–8748.

- Murphy, K.P., 2002. Dynamic Bayesian networks: representation, inference and learning. Ph.D. thesis. University of California, Berkeley.
- Parhizkar, T., Balali, S., Mosleh, A., 2018. An entropy based bayesian network framework for system health monitoring. *Entropy* 20, 416.
- Park, J.D., Darwiche, A., 2004. Complexity results and approximation strategies for map explanations. *Journal of Artificial Intelligence Research* 21, 101–133.
- Pearl, J., 1988. Probabilistic Reasoning in Intelligent Systems. Morgan Kaufmann, San Francisco.
- Scutari, M., 2024. Entropy and the kullback–leibler divergence for bayesian networks: Computational complexity and efficient implementation. *Algorithms* 17, 24.
- Shafiee Kamalabad, M., Grzegorzczak, M., 2020. Non-homogeneous dynamic bayesian networks with edge-wise sequentially coupled parameters. *Bioinformatics* 36, 1198–1207.
- Watts, D.J., Strogatz, S.H., 1998. Collective dynamics of small-world networks. *Nature* 393, 440–442.
- Wu, P.P.Y., Caley, M.J., Kendrick, G.A., McMahon, K., Mengersen, K., 2018. Dynamic Bayesian network inferencing for non-homogeneous complex systems. *Journal of the Royal Statistical Society, Series C* 67, 417–434.
- Wu, P.P.Y., Mengersen, K., McMahon, K., Kendrick, G.A., Chartrand, K., York, P.H., Rasheed, M.A., Caley, M.J., 2017. Timing anthropogenic stressors to mitigate their impact on marine ecosystem resilience. *Nature communications* 8, 1263.
- Zhang, Y., Liu, J., Liu, Y., 2018. Bayesian network structure learning: the two-step clustering-based algorithm, in: *Proceedings of the AAAI Conference on Artificial Intelligence*.
- Zheng, S., Zhang, X., Ou, D., Tang, S., Liu, L., Wei, S., Yin, S., 2020. Efficient scheduling of irregular network structures on cnn accelerators. *IEEE Transactions on Computer-Aided Design of Integrated Circuits and Systems* 39, 3408–3419.