

# Predicting gravitational waves from jittering-jets-driven core collapse supernovae

Noam Soker

Department of Physics, Technion, Haifa, 3200003, Israel; [soker@physics.technion.ac.il](mailto:soker@physics.technion.ac.il)

Received 20xx month day; accepted 20xx month day

**Abstract** I estimate the frequencies of gravitational waves from jittering jets that explode core collapse supernovae (CCSNe) to crudely be 5–30 Hz, and with strains that might allow detection of Galactic CCSNe. The jittering jets explosion mechanism (JJEM) asserts that most CCSNe are exploded by jittering jets that the newly born neutron star (NS) launches within few seconds. According to the JJEM, instabilities in the accreted gas lead to the formation of intermittent accretion disks that launch the jittering jets. Earlier studies that did not include jets calculated the gravitational frequencies that instabilities around the NS emit to have a peak in the crude frequency range of 100–2000 Hz. Based on a recent study, I take the source of the gravitational waves of jittering jets to be the turbulent bubbles (cocoon) that the jets inflate as they interact with the outer layers of the core of the star at thousands of kilometres from the NS. The lower frequencies and larger strain than those of gravitational waves from instabilities in CCSNe allow future, and maybe present, detectors to identify the gravitational wave signals of jittering jets. Detection of gravitational waves from local CCSNe might distinguish between the neutrino-driven explosion mechanism and the JJEM.

**Key words:** gravitational waves – stars: neutron – black holes – supernovae: general – stars: jets

## 1 INTRODUCTION

Since the early days of gravitational wave detectors core collapse supernovae (CCSNe) have been considered as potential sources of gravitational waves (e.g., [de Freitas Pacheco 2010](#)), with intensified research in recent years (e.g., [Aflé & Brown 2021](#); [Gill et al. 2022](#); [Saiz-Pérez, Torres-Forné, & Font 2022](#)). Gravitational waves from CCSNe are yet to be detected (e.g., [Szczepańczyk et al. 2023](#)). Recent studies concentrate on the expected gravitational waves from CCSNe during the explosion process (e.g., [Powell & Müller 2019](#); [Lin et al. 2023](#); [Mezzacappa et al. 2023](#); [Wolfe et al. 2023](#); [Pastor-Marcos et al. 2023](#); for more on the results of some studies see section 3) and shortly after explosion, e.g., in relation to magnetar formation (e.g., [Cheng et al. 2023](#); [Menon, Guetta, & Dall’Osso 2023](#)).

Studies that calculate the properties of gravitational waves from CCSN explosions ignore the role of jittering jets. The goal of this exploratory study is to estimate the expected contribution of jittering jets to gravitational wave emission from CCSNe. The motivation for this study are results from recent years that support the jittering jets explosion mechanism (JJEM) of CCSNe (e.g.,

[Soker 2022a,a, 2023](#); [Shishkin & Soker 2023](#)), and the very recent study by [Gottlieb et al. \(2023\)](#) who found that the turbulent cocoons that energetic relativistic jets form (e.g., [Izzo et al. 2019](#)) can be a strong source of gravitational waves. A cocoon is the convective bubble that a jet inflates and is filled with the shocked jet’s material and the shocked ambient material. [Gottlieb et al. \(2023\)](#) simulated relativistic and very energetic jets,  $\approx 10^{52} - 10^{53}$  erg, that are relevant to rare CCSNe where the pre-explosion core is rapidly rotating and the collapsing core is likely to form a black hole. There are many studies of such rare CCSNe (but not of the gravitational waves from jets) that have fixed-axis jets (e.g., [Khokhlov et al. 1999](#); [Aloy et al. 2000](#); [Maeda et al. 2012](#); [López-Cámara et al. 2013](#); [Bromberg & Tchekhovskoy 2016](#); [Nishimura et al. 2017](#); [Wang, Wang, & Dai 2019](#); [Grimmett et al. 2021](#); [Perley et al. 2021](#); [Gottlieb et al. 2022](#); [Obergaullinger & Reichert 2023](#)).

In this study, however, I deal with non-relativistic jets where each jet-pair has a much lower-energy of  $\approx 10^{50}$  erg. The JJEM asserts that such jets explode most CCSNe (e.g., [Soker 2010](#); [Papish & Soker 2011](#); [Soker 2020](#); [Shishkin & Soker 2021](#); [Soker 2023b](#)). The newly-born neutron star (NS), or in some cases a black hole,

launches the jets as it accretes mass through an accretion disk. There are two sources of the angular momentum of the accretion disk (e.g., Soker 2023b). These are pre-collapse core rotation that has a fixed angular momentum axis, and the convective motion in the pre-collapse core (e.g., Papish & Soker 2014b; Gilkis & Soker 2015; Soker 2019a; Shishkin & Soker 2022) or envelope (e.g., Quataert et al. 2019; Antoni & Quataert 2022, 2023) that has a stochastically varying angular momentum axis. When the pre-collapse core angular momentum is low the accretion disk has rapidly varying axis direction. Each accretion episode through a given accretion disk lasts for a limited period of time and leads to one jet-launching episode of two opposite jets.

The convective fluctuations serve as seed perturbations that are amplified by instabilities behind the stalled shock, which is at  $\simeq 100 - 150$  km from the newly born NS. Namely, the same instabilities that give rise to gravitational waves in the frame of the neutrino-driven explosion mechanism (e.g., Mezzacappa et al. 2020), which does not include jets, exist also in the JJEM. The JJEM has in addition the jittering jets that inflate turbulent bubbles (cocoon) that might emit gravitational waves according to the new results of Gottlieb et al. (2023).

In the present, still exploratory, study I present the first prediction, although very crude, for gravitational waves in the frame of the JJEM. I do this by appropriately scaling the recent results that Gottlieb et al. (2023) obtained for gravitational waves from much more energetic jets than the jittering jets (section 2). I then present the general characteristic of the strain of JJEM-driven CCSNe (section 3). I summarize the results (section 4) and strongly encourage simulations of gravitational waves from jittering jets in CCSNe.

## 2 ESTIMATING GRAVITATIONAL WAVES FROM JITTERING JETS

The calculation of gravitational waves by CCSNe as expected in the JJEM requires very demanding three-dimensional hydrodynamical simulations. In this preliminary study I make crude estimates by scaling the results of Gottlieb et al. (2023) who conduct simulations of long-lived relativistic jets with energies of  $\simeq 10^{52} - 10^{53}$  erg.

In the JJEM the jets are relatively short-lived and have a typical velocity of  $0.3 - 0.5c$  (e.g., Papish & Soker 2014a; indeed, Guetta et al. 2020 claim that neutrino observations limit the jets in most cases to be non-relativistic). In an explosion process there are  $\approx \text{few} - 30$  jet-launching episodes, with a typical activity time of each episode of  $\simeq 0.01 - 0.1$  s, and a typical energy of the two jets of  $\approx 10^{50}$  erg to  $\text{few} \times 10^{50}$  erg (Papish & Soker 2014a).

Gottlieb et al. (2023) estimate the range of frequencies of the gravitational waves when the jets' axis is at a large angle to the line of sight (off-axis) to be between  $f_{\min} \simeq 1/\Delta t_{jc}$  and  $f_{\max} \simeq c_s/\Delta r_{sh}$ , where  $\Delta t_{jc}$  is the time the jets energize the cocoons,  $c_s$  is the sound speed, and  $\Delta r_{sh}$  is the width of the shell formed by the shock. For their simulations this range is  $\approx 0.1 - 2000$  Hz. The on-axis emission, i.e., when the jets' axis is at a very small angle to the line of sight, has a strain amplitude that is more than an order of magnitude smaller than for the off-axis emission and the strain amplitude peaks at frequencies of  $10 - 100$  Hz.

To scale for one pair of jittering jets I consider the three-dimensional simulations by Papish & Soker (2014b). They simulated three pairs of jittering jets that have their axes on the same plane, each jet-launching episode lasting for 0.05 s. In Figure 1 I present the density and temperature maps in the jittering plane of these jets. In each jet-launching episode the two opposite jets are seen as two opposite high density (red color on the left column) strips touching the center. While the first jet-pair inflates axisymmetric cocoons (bubbles), the second and third jet-pairs inflate non-axisymmetric bubbles. This is seen by the compressed gas at the head of the cocoon (bubble) that I point at with the double-lined arrows.

From the density maps of Figure 1 I estimate the width of the shells of the bubbles/cocoons that the jets inflate to be  $\Delta r_{sh} \simeq 200 - 500$  km, and from the temperature maps the sound speed is  $c_s \simeq 5000$  km s $^{-1}$ . This gives with the definition of Gottlieb et al. (2023)  $f_{\max} \simeq c_s/\Delta r_{sh} \approx 10 - 25$  Hz. In the JJEM the typical duration of a jet-launching episode is  $\Delta t_j \approx 0.01 - 0.1$  s. Even if the jets lasts for  $\simeq 0.01$  s, the interaction with the core material lasts longer. For that the interaction time is more likely to be  $\Delta t_{jc} \approx 0.05 - 0.2$  s, which gives with the definition of Gottlieb et al. (2023)  $f_{\min} \simeq 1/\Delta t_{jc} \approx 5 - 20$  Hz for typical jittering jets, but with large uncertainties. The short-duration jets will have small energy and therefore small strain amplitude. The longer-duration jets have more energy. Therefore, waves with lower frequency are more likely to be detected, i.e.,  $f_{\min} \simeq 5 - 10$  Hz.

The relatively small ratio of  $f_{\max}/f_{\min} \approx 1 - 5$  that I find here shows that the typical spectrum of the gravitational waves of jittering jets is qualitatively different from the case that Gottlieb et al. (2023) study. In the case of the JJEM I expect the spectrum to be in narrow range of

$$f_{JJEM} \approx 5 - 30 \text{ Hz.} \quad (1)$$

As seen in Fig. 1 the size of the cocoon is smaller than the typical wavelength of  $\approx 20,000$  km, which makes phase cancellation very small.

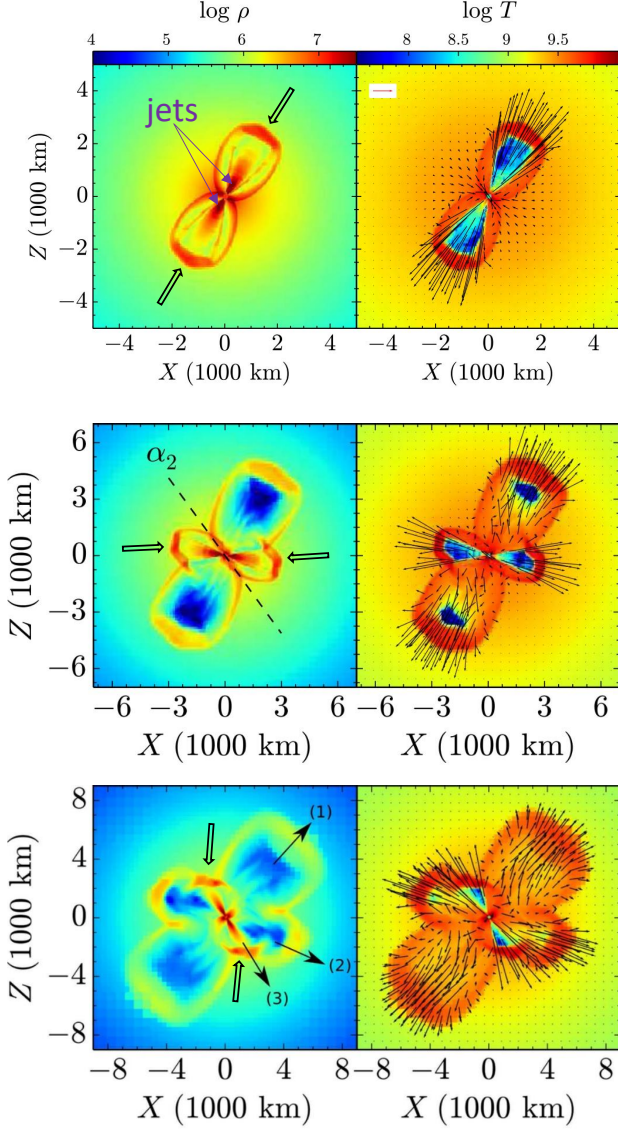


Fig. 1: Density (left column with a colour coding in logarithmic scale and units of  $\text{g cm}^{-3}$ ) and temperature (right column in log scale in units of K) maps at three times of three-dimensional hydrodynamical simulation of jittering jets taken from Papish & Soker (2014b). There are three jet-launching episodes, each composed of two opposite jets, one episode after the other with activity times of  $0 - 0.05$  s direction 1 in the lower panel,  $0.05 - 0.1$  s direction 2, and  $0.1 - 0.15$  s direction 3. I added double-lined arrows to point at the two opposite masses at the cocoon (bubble) head. While the first jet-pair inflates axisymmetric cocoons, the following cocoons largely deviate from axisymmetry. Velocity is proportional to the arrow length on the right column, with inset showing an arrow for  $30,000 \text{ km s}^{-1}$ .

Scaling equation (2) of Gottlieb et al. (2023) for the strain amplitude for one pair of jets out of many pairs in the JJEM, gives

$$h \approx 4 \times 10^{-22} \left( \frac{D}{10 \text{ kpc}} \right)^{-1} \left( \frac{E_{2j}}{10^{50} \text{ erg}} \right). \quad (2)$$

I also consider the following quantity that is used in the study of gravitational waves from CCSNe

$$\frac{h}{\sqrt{f}} \approx 10^{-22} \left( \frac{D}{10 \text{ kpc}} \right)^{-1} \left( \frac{E_{2j}}{10^{50} \text{ erg}} \right) \times \left( \frac{f_{\text{JJEM}}}{15 \text{ Hz}} \right)^{-1/2} \text{ Hz}^{-1/2}, \quad (3)$$

where I scaled with the expected frequency range for jittering jets from equation (1).

I note that equations (2) and (3) treat each jet-launching episode as an independent event. If several episodes are considered to inflate only two opposite large bubbles (lower panel of Figure 1) then the energy in the scaling of the equations should be the sum of several jet-launching episode. Namely, the scaling energy should be  $\simeq \text{few} \times 10^{50}$  leading to a strain larger by a factor of a few.

### 3 IDENTIFICATION OF GRAVITATIONAL WAVES FROM JITTERING JETS

Several papers calculated the gravitational waves properties from CCSNe when jets are not included (e.g., Radice et al. 2019; Andresen, Glas, & Janka 2021; Mezzacappa et al. 2023), i.e., in the frame of the delayed neutrino explosion mechanism (e.g., Bethe & Wilson 1985; Heger et al. 2003; Janka 2012; Nordhaus et al. 2012; Müller et al. 2019; Fujibayashi et al. 2021; Boccioli et al. 2022; Nakamura, Takiwaki, & Kotake 2022; Olejak et al. 2022). Mezzacappa et al. (2020), for example, find that low-frequency emission,  $\lesssim 200$  Hz, is emitted by the neutrino-driven convection and the standing accretion shock instability in the gain layer behind the stalled shock, while high-frequency emission,  $\gtrsim 200$  Hz, is emitted by convection in the proto-NS. These studies find that the emission is mainly at frequencies of  $\approx 10 - 2000$  Hz with larger strain amplitudes at frequencies of  $\approx 100 - 1000$  Hz (e.g., Srivastava et al. 2019).

The gain region and the convection in the proto-NS exist also in the JJEM. Neutrino heating play roles also in the JJEM (Soker 2022b). Therefore, the contributions of the gain region and the proto-NS to gravitational waves in the JJEM are similar to those in the delayed neutrino explosion mechanism. In the JJEM there is the additional contribution of the cocoons that the jets inflate in the core and envelope of the exploding star. In section 2 I crudely

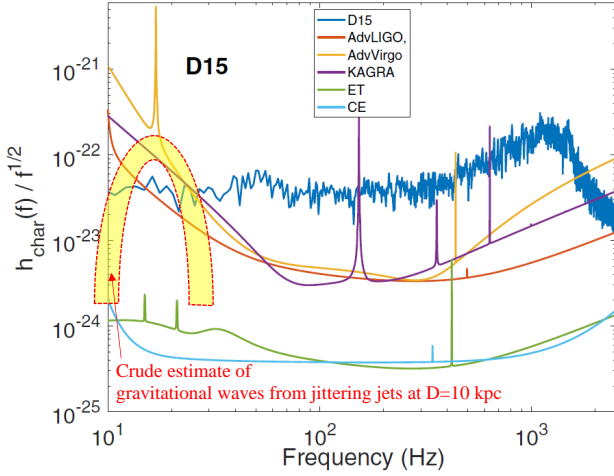


Fig. 2: A figure from Mezzacappa et al. (2023) to which I added a crude estimate of the characteristic spectrum of  $hf^{-1/2}$  from jittering jets in a CCSN at a distance of  $D = 10$  kpc (the horseshoe-shaped yellow zone). The signal in yellow is for one jet-launching episode. If several jet-launching episodes are considered to inflate only two opposite large bubbles (lower panel of Figure 1) then the strain will be larger, as it is about the sum of these episodes. Other marks are as in the original figure. The blue line is the calculation by Mezzacappa et al. (2023) of the characteristic gravitational wave strain from a CCSN of a  $15M_{\odot}$  stellar model. The five other lines represents the sensitivity curves for gravitational wave detectors: Advanced Laser Interferometer Gravitational Observatory (AdvLIGO), Advanced VIRGO, and Kamioka Gravitational Wave Detector (KAGRA) that are current-generation gravitational wave detectors, and the more sensitive next-generation detectors, Cosmic Explorer and Einstein Telescope. The predicted full gravitational wave spectrum includes both the contributions from the regions near the NS that exist both in the JJEM and in the neutrino-driven explosion mechanism (blue line), and the contribution of the jittering jets.

estimated this contribution for jittering jets interacting with the core of the exploding star. In Figure 2 I present results from Mezzacappa et al. (2023). The results is of the characteristic gravitational wave strain from a CCSN in the frame of the delayed neutrino explosion mechanism of a  $15M_{\odot}$  stellar model. I added my crude estimate of a typical contribution of jittering jets (the horseshoe-shaped yellow region on the graph).

The peak of the contribution of the jittering jets is at much lower frequencies than the peak of the other components of CCSNe. In addition, there will be variations with time as the jittering jets are active intermittently. As said,

simulations of the JJEM are highly demanding because for the calculation of gravitational waves high-resolution simulations are need to resolve the convection in the cocoon and the head of the jet-core interaction. At this point I only present the possible schematic behavior of the strain as function of time due to the contribution of jittering jets. In the upper panel of Figure 3 I schematically present such a gravitational wave signal due only to jittering jets. I describe the distance times the strain of four jet-launching episodes (but more are expected at later time until the star explodes). Over the time period  $0.2 \text{ s} - 0.7 \text{ s}$  the average frequency is 16 Hz. As commonly done I take  $t = 0$  at the bounce of the shock wave from the newly born NS. There is some time delay until instabilities start to feed the intermittent accretion disks that launch the jets. These instabilities give rise to high-frequency-gravitational waves (e.g., Radice et al. 2019; Andresen, Glas, & Janka 2021). In the lower panel of Figure 3 I present one figure from Mezzacappa et al. (2023) that shows their calculation for the gravitational wave of a CCSN of  $15M_{\odot}$  stellar model. The expected signal is the sum of all contributions.

My crude estimate of gravitational waves from jittering jets show that their signal is qualitatively different than that of the other components that are close to the NS,  $\lesssim 100$  km. The jittering jets add long period modulations to the short-period waves from the other components. For a nearby CCSN even the present Advanced LIGO detector might separate the signal of the jittering jets from the other components. This depends on the signal-to-noise ratio that should be calculated with future simulations of jittering jets. Future detectors will be able to do so for CCSNe in the local group.

#### 4 SUMMARY

Based on the very recent results by Gottlieb et al. (2023), which I scaled from long-lasting energetic relativistic jets in super-energetic CCSN to short-lived low-energy non-relativistic jets in common CCSNe, I concluded that jittering jets lead to detectable gravitational wave signals. The source of the gravitational waves is the turbulence in the cocoons that the jets inflate (Figure 1). Whether present detectors can reveal the gravitational wave signals of jittering jets depend on the signal-to-noise ratio that simulations of jittering jets should calculate, and of course on the distance to the CCSN. Future detectors will be able to reveal the jittering jets signal from CCSNe in the local group (Fig. 2).

The frequencies of the expected gravitational wave signals from jittering jets are lower than the other components of CCSNe, as I mark by the yellow horseshoe-shaped region in Figure 2. I schematically present a gravitational wave signal from jittering jets in the upper panel of Figure



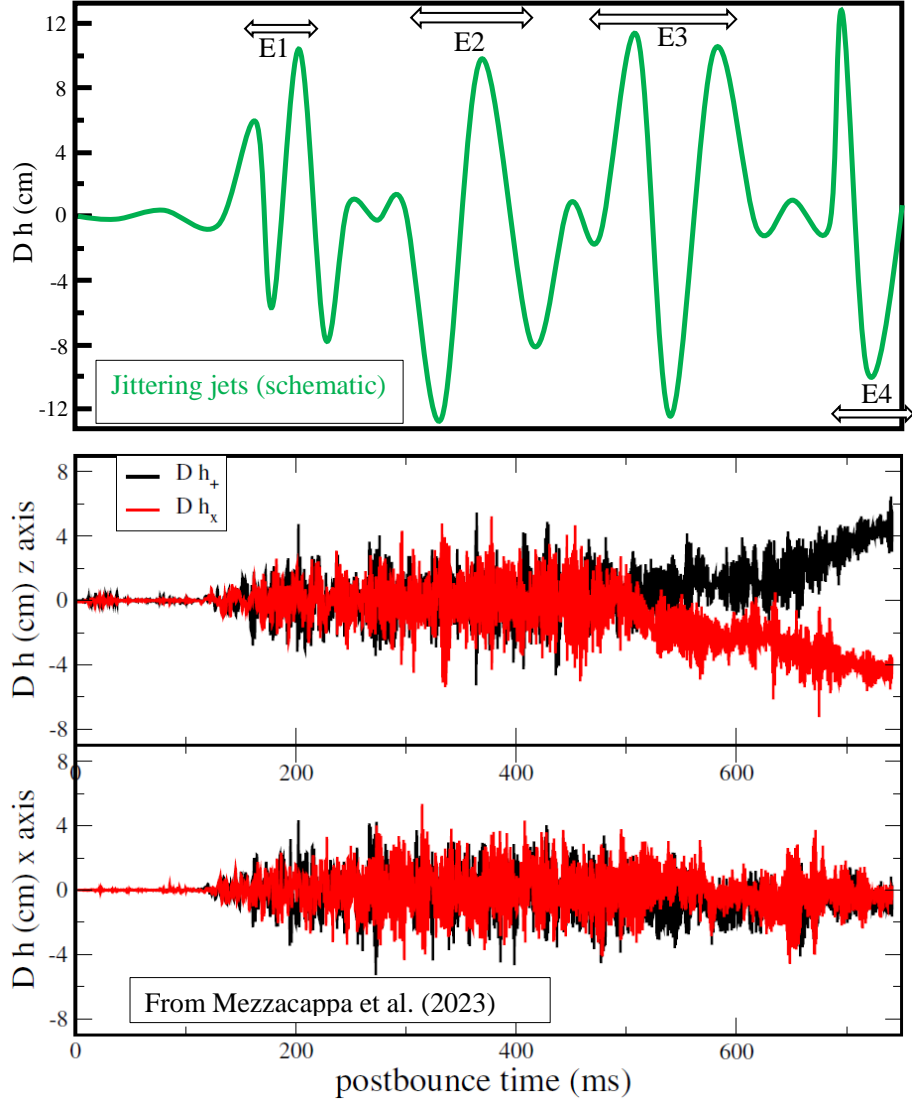


Fig. 3: The gravitational wave strain times distance as function of time during the early explosion process. The upper panel is a schematic presentation of a possible wave form from jittering jets. The typical amplitude and frequency are according to equations (2) and (1), respectively. The double-headed arrows present the contributions of four jet-launching episodes, E1 to E4. The lower panel is from Mezzacappa et al. (2023) for calculations based on a simulation that do not include jets of an exploding stellar model of  $15M_{\odot}$ .

3, and compared it with calculations from a CCSN simulation that include no jets from Mezzacappa et al. (2023). The signal from jittering jets can be clearly distinguished from the other gravitational waves sources in CCSNe (depending on signal-to-noise ratio and the distance of the CCSN).

This, still exploratory, study calls for the performance of highly-demanding simulations of jittering jets and the calculation of their gravitational wave signals. The simulation must be of very high resolution as to resolve the turbulence in the cocoon.

Because I expect jittering jets to explode most CCSNe, my prediction for the gravitational wave signals from nearby CCSNe differ from the prediction of studies that include no jets.

## References

- Afle C., Brown D. A., 2021, *PhRvD*, 103, 023005.
- Aloy M. A., Muller E., Ibanez J. M., Marti, J. M., & MacFadyen A. 2000, *ApJ*, 531, L119
- Andresen H., Glas R., Janka H.-T., 2021, *MNRAS*, 503, 3552.
- Antoni A., Quataert E., 2022, *MNRAS*, 511, 176.

- Antoni A., Quataert E., 2023, arXiv:2301.05237.
- Bethe, H. A., & Wilson, J. R. 1985, *ApJ*, 295, 14
- Boccioli L., Mathews G. J., Suh I.-S., O'Connor E. P., 2022, *ApJ*, 926, 147.
- Bromberg, O., & Tchekhovskoy, A. 2016, *MNRAS*, 456, 1739
- Cheng Q., Zheng X.-P., Fan X.-L., Huang X., 2023, *RAA*, 23, 025001. doi:10.1088/1674-4527/aca90
- de Freitas Pacheco J. A., 2010, *RAA*, 10, 1071.
- Fujibayashi S., Takahashi K., Sekiguchi Y., Shibata M., 2021, *ApJ*, 919, 80.
- Gilkis A., Soker N., 2015, *ApJ*, 806, 28.
- Gill K., Hosseinzadeh G., Berger E., Zanolin M., Szczepańczyk M., 2022, *ApJ*, 931, 159.
- Gottlieb O., Liska M., Tchekhovskoy A., Bromberg O., Lalakos A., Giannios D., Mösta P., 2022, *ApJL*, 933, L9.
- Gottlieb O., Nagakura H., Tchekhovskoy A., Natarajan P., Ramirez-Ruiz E., Banagiri S., Jacquemin-Ide J., et al., 2023, *ApJL*, 951, L30.
- Grimmett J. J., Müller B., Heger A., Banerjee P., Obergaulinger M., 2021, *MNRAS*, 501, 2764.
- Guetta D., Rahin R., Bartos I., Della Valle M., 2020, *MNRAS*, 492, 843.
- Heger A., Fryer C. L., Woosley S. E., Langer N., Hartmann D. H., 2003, *ApJ*, 591, 288.
- Izzo L., de Ugarte Postigo A., Maeda K., Thöne C. C., Kann D. A., Della Valle M., Sagues Carracedo A., et al., 2019, *Natur*, 565, 324.
- Janka, H.-T. 2012, *Annual Review of Nuclear and Particle Science*, 62, 407.
- Khokhlov, A. M., Höflich, P. A., Oran, E. S., et al. 1999, *ApJL*, 524, L107
- Lin Z., Rijal A., Lunardini C., Morales M. D., Zanolin M., 2023, *PhRvD*, 107, 083017.
- López-Cámara, D., Morsony, B. J., Begelman, M. C., & Lazzati, D. 2013, *ApJ*, 767, 19
- Maeda, K., Moriya, T., Kawabata, K., et al. 2012, *Mem. Soc. Astron. Italiana*, 83, 264
- Menon S. S., Guetta D., Dall'Osso S., 2023, arXiv:2305.07761.
- Mezzacappa A., Marronetti P., Landfield R. E., Lentz E. J., Yakunin K. N., Bruenn S. W., Hix W. R., et al., 2020, *PhRvD*, 102, 023027.
- Mezzacappa A., Marronetti P., Landfield R. E., Lentz E. J., Murphy R. D., Hix W. R., Harris J. A., et al., 2023, *PhRvD*, 107, 043008.
- Müller, B., Tauris, T. M., Heger, A., et al. 2019, *MNRAS*, 484, 3307
- Nakamura K., Takiwaki T., Kotake K., 2022, *MNRAS*, 514, 3941.
- Nishimura, N., Sawai, H., Takiwaki, T., Yamada, S., & Thielemann, F.-K. 2017, *ApJL*, 836, L21
- Nordhaus J., Brandt T. D., Burrows A., Almgren A., 2012, *MNRAS*, 423, 1805.
- Obergaulinger M., Reichert M., 2023, arXiv:2303.12458
- Olejak A., Fryer C. L., Belczynski K., Baibhav V., 2022, *MNRAS*, 516, 2252.
- Papish O., Soker N., 2011, *MNRAS*, 416, 1697.
- Papish O., Soker N., 2014a, *MNRAS*, 438, 1027.
- Papish, O., & Soker, N. 2014b, *MNRAS*, 443, 664
- Pastor-Marcos, C. et al., 2023, arXiv:2308.03456
- Perley D. A., Sollerman J., Schulze S., Yao Y., Fremling C., Gal-Yam A., Ho A. Y. Q., et al., 2022, *ApJ*, 927, 180.
- Powell J., Müller B., 2019, *MNRAS*, 487, 1178.
- Quataert, E., Lecoanet, D., & Coughlin, E. R. 2019, *MNRAS*, 485, L83.
- Radice D., Morozova V., Burrows A., Vartanyan D., Nagakura H., 2019, *ApJL*, 876, L9.
- Saiz-Pérez A., Torres-Forné A., Font J. A., 2022, *MNRAS*, 512, 3815.
- Shishkin D., Soker N., 2021, *MNRAS*, 508, L43.
- Shishkin D., Soker N., 2022, *MNRAS*, 513, 4224.
- Shishkin D., Soker N., 2023, *MNRAS*, 522, 438.
- Soker, N. 2010, *MNRAS*, 401, 2793
- Soker N., 2019a, *RAA*, 19, 095.
- Soker N., 2020, *RAA*, 20, 024.
- Soker N., 2022a, *RAA*, 22, 035019.
- Soker N., 2022b, *RAA*, 22, 095007.
- Soker N., 2022a, *RAA*, 22, 122003.
- Soker N., 2023b, arXiv:2304.05705.
- Soker N., 2023, arXiv:2307.15666.
- Srivastava V., Ballmer S., Brown D. A., Afle C., Burrows A., Radice D., Vartanyan D., 2019, *PhRvD*, 100, 043026.
- Szczepańczyk M. J., Zheng Y., Antelis J. M., Benjamin M., Bizouard M.-A., Casallas-Lagos A., Cerdá-Durán P., et al., 2023, arXiv:2305.16146.
- Wang S.-Q., Wang L.-J., Dai Z.-G., 2019, *RAA*, 19, 063.
- Wolfe N. E., Frohlich C., Miller J. M., Torres-Forne A., Cerdá-Duran P., 2023, arXiv:2303.16962.