

Learning from Negative User Feedback and Measuring Responsiveness for Sequential Recommenders

Yueqi Wang
yueqi@google.com
Google
USA

Yoni Halpern
yhalpern@google.com
Google
USA

Shuo Chang
changshuo@google.com
Google
USA

Jingchen Feng
jingchenfeng@google.com
Google
USA

Elaine Ya Le
elainele@google.com
Google
USA

Longfei Li
codyli@google.com
Google
USA

Xujian Liang
xujianliang@google.com
Google
USA

Min-Cheng Huang
minchengh@google.com
Google
USA

Shane Li
lishane@google.com
Google
USA

Alex Beutel*
alex@openai.com
OpenAI
USA

Yaping Zhang
yapingzhang@google.com
Google
USA

Shuchao Bi
shuchaobi@google.com
Google
USA

ABSTRACT

Sequential recommenders have been widely used in industry due to their strength in modeling user preferences. While these models excel at learning a user’s positive interests, less attention has been paid to learning from negative user feedback. Negative user feedback is an important lever of user control, and comes with an expectation that recommenders should respond quickly and reduce similar recommendations to the user. However, negative feedback signals are often ignored in the training objective of sequential retrieval models, which primarily aim at predicting positive user interactions. In this work, we incorporate explicit and implicit negative user feedback into the training objective of sequential recommenders in the retrieval stage using a "not-to-recommend" loss function that optimizes for the log-likelihood of not recommending items with negative feedback. We demonstrate the effectiveness of this approach using live experiments on a large-scale industrial recommender system. Furthermore, we address a challenge in measuring recommender responsiveness to negative feedback by developing a counterfactual simulation framework to compare recommender responses between different user actions, showing improved responsiveness from the modeling change.

*work done while at Google

Permission to make digital or hard copies of part or all of this work for personal or classroom use is granted without fee provided that copies are not made or distributed for profit or commercial advantage and that copies bear this notice and the full citation on the first page. Copyrights for third-party components of this work must be honored. For all other uses, contact the owner/author(s).

RecSys '23, September 18–22, 2023, Singapore, Singapore

© 2023 Copyright held by the owner/author(s).

ACM ISBN 979-8-4007-0241-9/23/09.

<https://doi.org/10.1145/3604915.3610244>

CCS CONCEPTS

• **Information systems** → **Retrieval models and ranking; Recommender systems.**

KEYWORDS

recommender systems, negative user feedback, loss function, recommender responsiveness, counterfactual simulation

ACM Reference Format:

Yueqi Wang, Yoni Halpern, Shuo Chang, Jingchen Feng, Elaine Ya Le, Longfei Li, Xujian Liang, Min-Cheng Huang, Shane Li, Alex Beutel, Yaping Zhang, and Shuchao Bi. 2023. Learning from Negative User Feedback and Measuring Responsiveness for Sequential Recommenders. In *Seventeenth ACM Conference on Recommender Systems (RecSys '23)*, September 18–22, 2023, Singapore, Singapore. ACM, New York, NY, USA, 5 pages. <https://doi.org/10.1145/3604915.3610244>

1 INTRODUCTION

In online recommendation platforms, users provide positive and negative feedback on the recommended items through implicit behavioral signals (e.g. clicks, dwell time) and explicit actions (e.g. likes, dislikes, dismissals). Negative user feedback, in particular, often comes with a strong expectation that the recommender will respond quickly and reduce similar recommendations to the user [15]. Thus, it is important for a responsible recommender system to learn from negative feedback and adjust personalized recommendations based on these signals. This is especially true for real-world applications with dynamic user preferences and ever-increasing item spaces, such as short-form content platforms where recommenders craft the personalized feed, and users consume large numbers of items per session.

Leveraging negative feedback in recommenders is an active area of research [e.g., 3, 10, 11, 13, 14, 16, 23]. In this work, we focus on

modeling negative user feedback in sequential recommenders, a type of model that learns sequential user interaction patterns to generate recommendations and is widely used in industry [5, 9, 12, 17, 19, 22]. Sequential recommenders in the retrieval stage have largely focused on the objective of predicting positive interactions, with less attention on learning from negative feedback. Particularly, negative user feedback is often not used in the training objective to teach the model what not to recommend for a given user state, leaving the handling of such signals to downstream components (e.g. ranking stage). Although negative interactions may appear in input features, softmax negative samples [4, 20], or auxiliary tasks [6] for sequential retrieval models, the lack of a dedicated training objective makes it hard to effectively adjust model predictions when the recommended items do not align with a user’s interest.

Furthermore, measuring a recommender’s responsiveness to negative user feedback is challenging. In observational data, it is difficult to disentangle user feedback from other correlated signals and quantify its influence on subsequent recommendations due to the complex user-recommender feedback loop. While online user metrics are the north-star, knowing how the system behaves upon negative feedback is essential for a responsible and interpretable recommender.

In this work, we incorporate negative user feedback into the training objective of a large-scale industrial sequential recommender, and develop a counterfactual simulation framework to measure the responsiveness to negative feedback:

- We introduce a "not-to-recommend" loss function in sequential recommenders where items with negative user feedback are used as training labels to optimize for the log likelihood of not recommending unwanted items. This adds an additional term to the training objective to jointly learn from both positive and negative user feedback.
- Using live experiments on an industrial recommender system serving billions of users, we show improved user experience from incorporating explicit and implicit negative feedback into the recommender’s training objective.
- We present a counterfactual simulation method that compares recommender responses between hypothetical user actions to measure the reduction of similar recommendations upon negative feedback. This shows the proposed training objective improves the recommender’s responsiveness to negative user feedback.

2 TRAINING OBJECTIVE FOR NEGATIVE USER FEEDBACK

Below we describe our approach for incorporating negative user feedback into the training objective of sequential recommenders, specifically for the retrieval task of predicting the next set of items to recommend from a large corpus.

Loss Function. Sequential retrieval models are typically trained for the task of predicting positive interactions using training objectives such as the cross-entropy loss or REINFORCE policy gradient [2, 5]. Here, we start with a baseline model that uses the cross-entropy loss with positive user feedback as training labels. Given a training example i containing a user u_i ’s positive interaction with a label item y_i , the loss function is the negative log

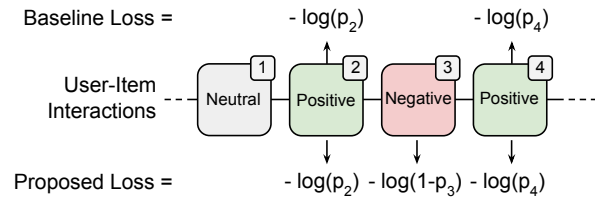


Figure 1: Incorporating negative user feedback into the training objective of sequential recommenders. The diagram shows a sequence of user-item interactions. Items with positive or negative feedback are used as training labels.

likelihood $\mathcal{L}_i = -\log(p(y_i|s_i))$, where s_i represents the user state vector computed by a neural network that summarizes the user’s interaction history. This loss function optimizes the conditional probability $p(y_i|s_i)$ of recommending the label item y_i out of a large corpus given the user state s_i . The probability term is expressed as a softmax: $p(y_i|s_i) = \exp(s_i^T v_{y_i}) / \sum_{y'_i \in \mathcal{A}} \exp(s_i^T v_{y'_i})$, where \mathcal{A} is the item space and v_{y_i} represents the item embedding vector. In practice, sampled softmax is used in training and nearest neighbor search in serving to handle extremely large item spaces [5].

To learn from negative user feedback, we introduce a "not-to-recommend" loss function which is the negative log likelihood of not recommending an item, i.e. $\mathcal{L}_i = -\log(1 - p(y_i|s_i))$. This objective allows the model to directly leverage negative user feedback as negative training labels, and works alongside with the existing loss function for positive labels. Adding a weight r_i for each positive label and w_i for each negative label, we get the overall loss function:

$$\mathcal{L} = - \sum_{i \in D_{\text{pos}}} \left(r_i \cdot \log(p(y_i|s_i)) \right) - \sum_{i \in D_{\text{neg}}} \left(w_i \cdot \log(1 - p(y_i|s_i)) \right), \quad (1)$$

where D_{pos} and D_{neg} are the positive and negative training labels, respectively (Fig 1). Minimizing this loss corresponds to maximizing the joint probability of recommending items with positive feedback and not recommending those with negative feedback. This enforces stronger alignment with user interests compared to using positive labels alone.

The "not-to-recommend" loss function addresses several practical issues of modeling negative user feedback in the training objective. For example, using cross-entropy loss $\mathcal{L}_i = -\log(p(y_i|s_i))$ with negative-valued label weights could also reduce the probability of recommending unwanted items, but this leads to gradient blow-up when $p(y_i|s_i) \rightarrow 0$. In principle, reinforcement learning objectives support assigning negative reward values to negative training labels. In fact, we could replace the loss term for positive labels by a REINFORCE objective [5]. However, for negative labels, using negative rewards in REINFORCE recommenders faces a practical challenge, where gradient blow-up may still occur when $p(y_i|s_i) \rightarrow 0$ even after off-policy correction due to the extremely large item spaces in industry settings. The "not-to-recommend" loss function circumvents these issues as the gradient is guaranteed to be finite when $p(y_i|s_i) \rightarrow 0$. An alternative approach is to include and upweight negative feedback items among the softmax negative samples of adjacent positive labels. Compared to this approach, the proposed method decouples the loss terms for positive and negative

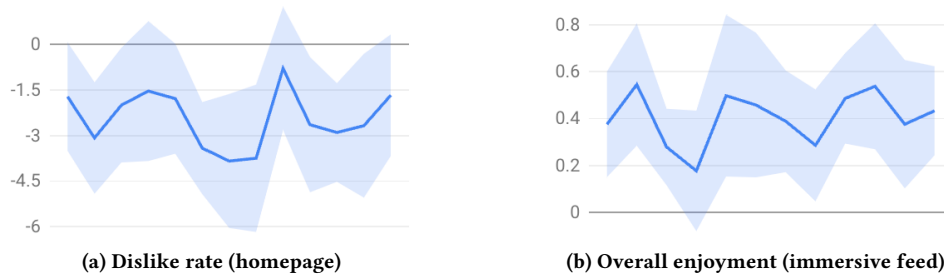


Figure 2: Live experiment results for modeling dislike (a) and skip (b) feedback. X-axis is date and y-axis is the relative metric change in percentage. The light blue area represents the 95% confidence interval.

user feedback, and the gradient allows more targeted learning from negative labels.

Negative Training Labels and Input Features. Both explicit and implicit negative user feedback can serve as negative training labels. The label weights can be tuned according to the feedback strength, signal density, and the relative loss value magnitude compared to positive labels. On our platform, we consider explicit dislike actions and implicit skip signals as negative training labels. To represent a user’s past negative interaction in model input, each item in the model’s input sequence encodes dislikes by a binary feature, and skips as part of the dwell time feature.

3 LIVE EXPERIMENTS

We incorporate the “not-to-recommend” loss into a recurrent neural network-based sequential recommender [2, 5] of a short-form content platform serving billions of users, and conduct live experiments to evaluate the real-world impact of modeling negative user feedback. In our system, the sequential recommender is part of the retrieval stage and recommends hundreds of items from a huge corpus, followed by a ranking stage before the best items are shown to the user [8]. In practice, negative user feedback is also handled by downstream components, such as ranking models and heuristics [1, 18, 24]. Even so, we see meaningful end-to-end results from this model change. We show that learning from negative user feedback in retrieval can improve recommendation by (1) reducing the chance of unwanted recommendations slipping through the system, and (2) enhancing the model’s alignment with user interests to generate better recommendations. The metric changes reported below are significant under a 95% confidence interval.

Modeling Explicit Negative Feedback. In this experiment, we incorporate explicit dislike feedback into the model’s training objective. On the product’s homepage, the experiment model using dislikes as both input feature and training labels reduces dislike rate by 2.44% compared to a baseline of not using dislike signals (Fig 2a). This effect is much larger than only using dislike as input feature but not training labels (-0.34%, not significant), or a heuristic solution that excludes disliked items from the model’s input sequence (-0.84%). Repeated dislike rate on the same creator decreases by 9.60%, suggesting that the model reduces similar recommendations after negative feedback. The experiment model reduces dismissing users by 2.05% whereas viewers only drop by 0.14%. Dismissals are not explicitly modeled in our treatment, and this change indicates improved user experience. In the immersive feed of our product,

the experiment model reduces dislike rate by 1.10% and repeated dislikes on the same creator by 7.10%. Using model-based satisfaction metrics [7], satisfied consumption stays the same (+0.00%) and unsatisfied consumption decreases by 0.35%.

Modeling Implicit Negative Feedback. The implicit skip signal has a much higher density than explicit dislikes. We hypothesize that a higher coverage of negative user interests can improve the overall recommendation quality. In this experiment, we include skipped items as negative training labels on the immersive feed surface. We observe a 0.40% increase of overall user enjoyment (Fig 2b), and a 0.61% increase of daily active users with at least 1 hour of daily activities. In addition, we see a 1.44% reduction of repeated skips from the same creator and a 0.88% increase of diversity.

Together, the results show that incorporating explicit negative feedback in the training objective reduces negative user experiences, and modeling implicit negative feedback improves overall user enjoyment.

4 MEASURING RESPONSIVENESS BY COUNTERFACTUAL SIMULATION

The live experiment shows the overall benefits of modeling negative feedback, but does not provide a direct measurement of how responsive the recommender is to such feedback signals. We aim to measure the responsiveness as how much the recommender reduces similar recommendations when a user reacts negatively to an item. However, this recommender behavior cannot be assessed by offline model accuracy, online user metrics, or correlative log data analysis due to the complex user-recommender interactions. To directly measure recommender responsiveness, we need to factor out the confounding user behaviors, and compare the causal effects of counterfactual user actions on recommender responses.

Here, we develop a framework that uses simulated users [21] to measure responsiveness to user feedback (Fig 3a). Each user follows a random behavior trajectory to consume a series of $k - 1$ recommended items. Upon the k th item, we simulate multiple counterfactual actions (e.g. reacting negatively to it, or not doing so) under identical interaction history. In each counterfactual branch, we observe the recommender outputs for the $(k + 1)$ th step and compute their similarity with the last interacted item. Using independent measures of content-based and creator-based similarity, we define the similarity score as the proportion of recommendations from the same content cluster or creator as the last interacted item. The recommender responsiveness is then computed as the relative

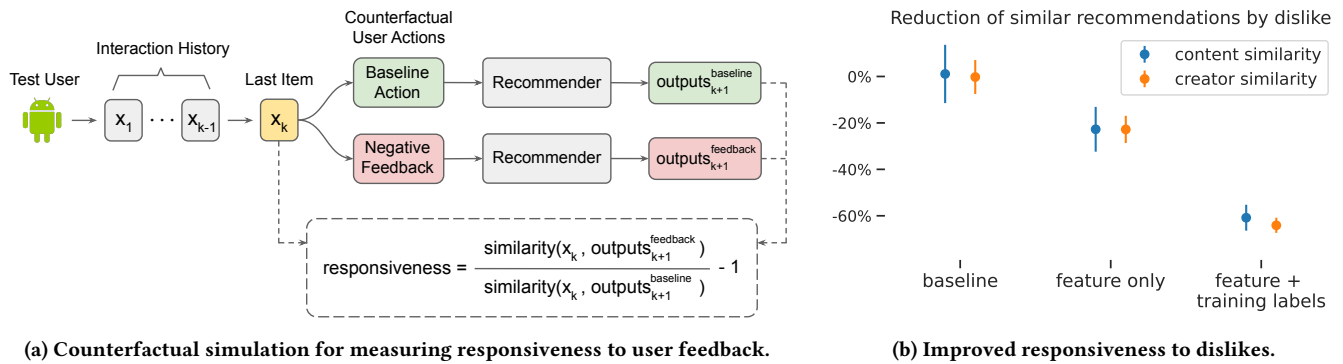


Figure 3: Measuring recommender responsiveness by counterfactual simulation.

change of this similarity score between the counterfactual actions of providing vs. not providing negative feedback. This tells us how much the recommender reduces similar recommendations upon negative feedback, and can be used to evaluate modeling changes.

We apply this approach to measure the recommender’s responsiveness to the dislike action, which has been difficult to assess due to its sparseness. For counterfactual actions, we consider a positive interaction baseline (long dwell time) vs. adding a dislike action on top of it. We run 2000 simulations with $k = 50$. The baseline model without using dislike signals has no responsiveness, and would rely on downstream system components to respond to dislikes. Adding dislike input feature alone leads to a significant but limited reduction of similar recommendations after dislikes (-22.7%/-22.8% by content/creator similarity), indicating that the dislike action represents an intrinsic user dissatisfaction. When using dislikes in both training labels and input features, the model yields a larger reduction of similar recommendation upon dislikes (-60.8%/-64.1% by content/creator) (Fig 3b). These results show that incorporating explicit negative user feedback in the training objective improves the model’s responsiveness to such feedback.

5 CONCLUSIONS

We introduce a generic training objective to learn from explicit and implicit negative user feedback in sequential recommenders, and a simulation framework for measuring the recommender’s responsiveness to negative feedback. The results show effective reduction of unwanted recommendation and improvements of user experience. The proposed modeling approach and responsiveness measure can be generalized to other feedback signals and recommender models.

6 PRESENTER BIO

Yueqi Wang is a software engineer at Google working on recommender systems.

Yoni Halpern is a software engineer at Google Research working on Responsible AI.

REFERENCES

- [1] Adam Mosseri. 2023. Instagram Ranking Explained. <https://about.instagram.com/blog/announcements/instagram-ranking-explained/>.
- [2] Alex Beutel, Paul Covington, Sagar Jain, Can Xu, Jia Li, Vince Gatto, and Ed H Chi. 2018. Latent cross: Making use of context in recurrent recommender systems. In *Proceedings of the Eleventh ACM International Conference on Web Search and Data Mining*. 46–54.
- [3] Federica Cena, Luca Console, and Fabiana Vernero. 2023. How to deal with negative preferences in recommender systems: a theoretical framework. *Journal of Intelligent Information Systems* 60, 1 (2023), 23–47.
- [4] Chong Chen, Weizhi Ma, Min Zhang, Chenyang Wang, Yiqun Liu, and Shaoping Ma. 2023. Revisiting negative sampling vs. non-sampling in implicit recommendation. *ACM Transactions on Information Systems* 41, 1 (2023), 1–25.
- [5] Minmin Chen, Alex Beutel, Paul Covington, Sagar Jain, Francois Belletti, and Ed H Chi. 2019. Top-k off-policy correction for a REINFORCE recommender system. In *Proceedings of the Twelfth ACM International Conference on Web Search and Data Mining*. 456–464.
- [6] Minmin Chen, Bo Chang, Can Xu, and Ed H Chi. 2021. User response models to improve a reinforce recommender system. In *Proceedings of the 14th ACM International Conference on Web Search and Data Mining*. 121–129.
- [7] Konstantina Christakopoulou, Can Xu, Sai Zhang, Sriraj Badam, Trevor Potter, Daniel Li, Hao Wan, Xinyang Yi, Ya Le, Chris Berg, et al. 2022. Reward Shaping for User Satisfaction in a REINFORCE Recommender. *arXiv preprint arXiv:2209.15166* (2022).
- [8] Paul Covington, Jay Adams, and Emre Sargin. 2016. Deep neural networks for youtube recommendations. In *Proceedings of the 10th ACM conference on recommender systems*. 191–198.
- [9] Tim Donkers, Benedikt Loepp, and Jürgen Ziegler. 2017. Sequential user-based recurrent neural network recommendations. In *Proceedings of the eleventh ACM conference on recommender systems*. 152–160.
- [10] Evgeny Frolov and Ivan Oseledets. 2016. Fifty shades of ratings: how to benefit from a negative feedback in top-N recommendations tasks. In *Proceedings of the 10th ACM Conference on Recommender Systems*. 91–98.
- [11] Latifa Baba Hamed, Sofiane Abbar, and Amine Haouari. 2012. The impact of negative preferences on a recommendation process. In *2012 International Conference on Multimedia Computing and Systems*. IEEE, 675–680.
- [12] Balázs Hidasi, Alexandros Karatzoglou, Linas Baltrunas, and Domonkos Tikk. 2015. Session-based recommendations with recurrent neural networks. *arXiv preprint arXiv:1511.06939* (2015).
- [13] Minju Park and Kyogu Lee. 2022. Exploiting Negative Preference in Content-based Music Recommendation with Contrastive Learning. In *Proceedings of the 16th ACM Conference on Recommender Systems*. 229–236.
- [14] Bibek Paudel, Sandro Luck, and Abraham Bernstein. 2018. Loss aversion in recommender systems: Utilizing negative user preference to improve recommendation quality. *arXiv preprint arXiv:1812.11422* (2018).
- [15] Becca Ricks and Jesse McCrosky. 2022. Does This Button Work? Investigating YouTube’s ineffective user controls. <https://assets.mofoprod.net/network/documents/Mozilla-Report-YouTube-User-Controls.pdf>.
- [16] Changwon Seo, Kyeong-Joong Jeong, Sungsu Lim, and Won-Yong Shin. 2022. SiReN: Sign-Aware Recommendation Using Graph Neural Networks. *IEEE Transactions on Neural Networks and Learning Systems* (2022).
- [17] Jiayi Tang, Francois Belletti, Sagar Jain, Minmin Chen, Alex Beutel, Can Xu, and Ed H. Chi. 2019. Towards neural mixture recommender for long range dependent user sequences. In *The World Wide Web Conference*. 1782–1793.
- [18] Twitter Team. 2023. Twitter’s Recommendation Algorithm. https://blog.twitter.com/engineering/en_us/topics/open-source/2023/twitter-recommendation-algorithm.
- [19] Shoujin Wang, Liang Hu, Yan Wang, Longbing Cao, Quan Z Sheng, and Mehmet Orgun. 2019. Sequential recommender systems: challenges, progress and prospects. *arXiv preprint arXiv:2001.04830* (2019).
- [20] Ji Yang, Xinyang Yi, Derek Zhiyuan Cheng, Lichan Hong, Yang Li, Simon Xiaoming Wang, Taibai Xu, and Ed H Chi. 2020. Mixed negative sampling for learning

- two-tower neural networks in recommendations. In *Companion Proceedings of the Web Conference 2020*. 441–447.
- [21] Sirui Yao, Yoni Halpern, Nithum Thain, Xuezhi Wang, Kang Lee, Flavien Prost, Ed H Chi, Jilin Chen, and Alex Beutel. 2021. Measuring recommender system effects with simulated users. *arXiv preprint arXiv:2101.04526* (2021).
- [22] Shuai Zhang, Lina Yao, Aixin Sun, and Yi Tay. 2019. Deep learning based recommender system: A survey and new perspectives. *ACM computing surveys (CSUR)* 52, 1 (2019), 1–38.
- [23] Xiangyu Zhao, Liang Zhang, Zhuoye Ding, Long Xia, Jiliang Tang, and Dawei Yin. 2018. Recommendations with negative feedback via pairwise deep reinforcement learning. In *Proceedings of the 24th ACM SIGKDD International Conference on Knowledge Discovery & Data Mining*. 1040–1048.
- [24] Zhe Zhao, Lichan Hong, Li Wei, Jilin Chen, Aniruddh Nath, Shawn Andrews, Aditee Kumthekar, Maheswaran Sathiamoorthy, Xinyang Yi, and Ed Chi. 2019. Recommending what video to watch next: a multitask ranking system. In *Proceedings of the 13th ACM Conference on Recommender Systems*. 43–51.