

Resonance states of the three-disk scattering system

Jan Robert Schmidt and Roland Ketzmerick

TU Dresden, Institute of Theoretical Physics and Center for Dynamics, 01062
Dresden, Germany

25 August 2023

Abstract. We confirm the factorization conjecture for resonance states in open chaotic systems in the paradigmatic three-disk scattering system. In particular, we demonstrate that one factor is given by universal exponentially distributed intensity fluctuations. The other factor, supposed to be a classical density depending on the lifetime of the resonance state, is found to be very well described by a classical construction. Furthermore, ray-segment scars, recently observed in dielectric cavities, dominate every resonance state at small wavelengths also in the three-disk scattering system. We introduce a new numerical method for computing resonances, which allows for going much further into the semiclassical limit. As a consequence we are able to confirm the fractal Weyl law over a correspondingly large range.

Keywords: quantum chaos, semiclassical limit, resonance states, three-disk scattering system, fractal Weyl law

1. Introduction

The structure of eigenstates, along with spectral properties, is central for the understanding of quantum systems. In closed chaotic quantum systems, like quantum billiards or quantum maps, their structure is well understood. As stated by the quantum ergodicity theorem, almost all eigenstates are uniformly distributed on the energy shell in the semiclassical limit [1–6]. The statistical properties of eigenstates are well described by the random wave model [7–11]. An exception are states showing enhanced intensities on short unstable periodic orbits, so-called periodic-orbit scars [12–14]. The number of eigenstates can be obtained from the Weyl law [15, 16].

For open chaotic systems with partial or full escape [17, 18] much less is known about resonance states, see e.g. reviews [19, 20]. They have multifractal structures in phase space and for the case of full escape concentrate on the backward-trapped set [21–23]. Additionally, they strongly depend on their decay rate. In the semiclassical limit, their structure is described by conditionally-invariant measures [24], but there are infinitely many for any decay rate. A prominent measure is the natural measure with its corresponding natural (classical) decay rate [18, 25–29]. Resonance states with this specific decay rate are well described by the natural measure as shown in dielectric cavities [30–38] and quantum maps [24, 39, 40]. The structure of resonance states

was also related to short periodic orbits [41–45]. Another object of interest are Schur vectors determined from resonance states [46, 47] which have been described by classical densities [48]. The number of complex resonance poles (above a cutoff) in the case of full escape scales with the Hausdorff dimension of the chaotic saddle according to the fractal Weyl law [46, 47, 49–62]. In the case of partial escape the distribution of poles has been studied under various aspects [63–68]. Open chaotic quantum systems are often studied using quantum maps with absorptive or projective openings, which may have resonance spectra with different properties than true scattering systems and improved quantum maps are suggested [69, 70].

Recently, a factorization conjecture for fully chaotic open systems was introduced, that applies to resonance states with arbitrary decay rate [38, 71]: One factor is given by universal exponentially distributed intensity fluctuations corresponding to a complex random wave model. The other factor depends on the decay rate and is given by some classical conditionally-invariant measure that is suitably smoothed. There is no semiclassical theory to derive these measures, so far. Heuristically motivated measures for all decay rates have been suggested for the case of full escape [39] as well as for partial escape in maps [40] and dielectric cavities [38]. They show good, but not perfect, agreement. For a Baker map with local randomization the exact measure has been derived from a random vector model [72]. The two factors of the factorization conjecture identify which features of a resonance state are universal quantum (wave) phenomena and which are system specific with a classical (ray) origin. In particular, this explains which features neighboring resonance states have in common and which are individual.

A new type of scarring of resonance states along segments of rays was recently observed in dielectric cavities [38]. It is unrelated to periodic-orbit scars of closed systems [12–14]. Ray-segment scars were found in every resonance state at small wavelengths and they were conceptually explained based on the factorization conjecture.

The three-disk scattering system, see Fig. 1(a), is a paradigmatic example since the early days of classical and quantum chaotic scattering [73–80]. It is an autonomous system with two degrees of freedom and full escape. More recently, the focus was on spectral properties, like the fractal Weyl law [51, 52, 57, 60, 81], the spectral gap [82–84], and resonance chains [85], including experimental investigations with microwave billiards [57, 83, 86–88]. Resonance states were shown in position space and the boundary phase space in Ref. [85], see also Fig. 1(b).

A semiclassical theory for resonance poles of the three-disk scattering system is based on dynamical zeta functions consisting of periodic orbits and evaluated using the cycle expansion [74, 78, 80, 89]. Recently, with these methods it was shown in Refs. [89, 90] how one can determine semiclassical resonance states in a Husimi representation that combines left and right resonance states [42]. Hence, in principle there exists a semiclassical description for resonance states of the three-disk scattering system. This approach has, however, the following limitations: (i) The convergence of the cycle expansion is in practice too slow for small wavelengths or small distances of the disks.

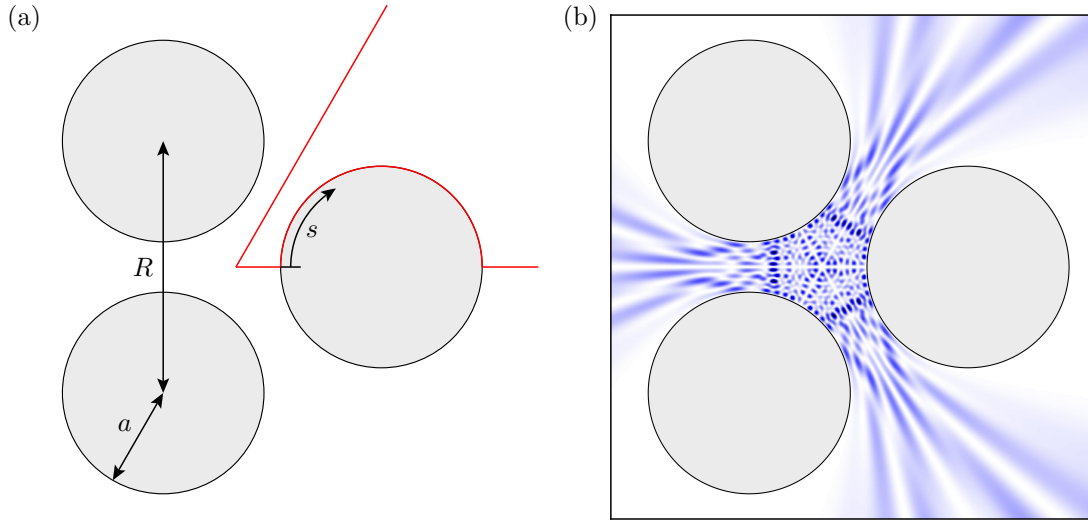


Figure 1. (a) Visualization of the three-disk scattering system with radius a of the disks and distance R of their centers. Its fundamental domain is shown by red lines. The dimensionless Birkhoff coordinate s along the disk's boundary starts at the symmetry line and is chosen in clockwise direction. (b) Exemplary resonance state in position space at $ka = 58.86 - 0.35i$. Note that for clarity this figure uses $R/a = 2.5$, while the value $R/a = 2.1$, with disks closer to each other, is used throughout the paper.

(ii) To date there is no semiclassical description of the (right) resonance states fulfilling the Schrödinger equation (in contrast to the left-right Husimi representation mentioned above). (iii) Although individual resonance states can be computed from hundred thousands of periodic orbits, no insight about their structure is obtained, e.g. about their dependence on the decay rate or about similarities and differences of neighboring resonance states. This, however, is the virtue of the factorization conjecture and it is desirable to test it for the three-disk scattering system.

In this paper, we confirm the factorization conjecture for resonance states in the three-disk scattering system. In particular, we demonstrate that one factor is given by universal exponentially distributed intensity fluctuations. For the other factor, we show that the classical density is very well, but not perfectly, described by extending a construction from maps with full escape to the three-disk scattering system. Furthermore, we observe ray-segment scars in every resonance state at small wavelengths. All these results on resonance states are made possible due to a new numerical method, which allows for going about two orders of magnitude further into the semiclassical limit than before. This allows for confirming the fractal Weyl law over a correspondingly large range.

2. Three-disk scattering system

2.1. Classical dynamics

The three-disk scattering system consists of three hard disks of radius a with centers at the corners of an equilateral triangle of side length R , see Fig. 1(a). It is uniquely characterized by the dimensionless ratio R/a . In this paper we focus on the parameter $R/a = 2.1$ for reasons related to the analysis of resonance states and discussed in Sec. 4.1. A point particle moves along straight lines between collisions with the disks and is specularly reflected at their boundaries. The dynamics is chaotic with no stable periodic orbits present. Using the systems C_{3v} symmetry [91], the dynamics can be reduced to a fundamental domain, see Fig. 1(a).

The phase space of the three-disk scattering system is four-dimensional with dynamics taking place on the three-dimensional energy shell. A further reduction is achieved by a Poincaré surface of section at the disk's boundary, resulting in the two-dimensional boundary phase space. It is parametrized by dimensionless Birkhoff coordinates (s, p) , where sa is the arc length along the disk's boundary, see Fig. 1(a), and p is the normalized momentum projected onto the tangent of the boundary. In the fundamental domain one has $s \in [0, \pi]$ and $p \in [-1, 1]$.

Of special importance are invariant sets of the scattering system [17, 18, 92]. The backward-trapped set Γ_b consists of points that under backward time evolution are trapped in the system. It is shown in Fig. 2(a). This set will be important for the localization of quantum resonance states. The forward-trapped set Γ_f is defined analogously, see Fig. 2(b). The chaotic saddle Γ_s is given by the intersection $\Gamma_b \cap \Gamma_f$ of backward- and forward-trapped set, see Fig. 2(c), and thus consists of those points in phase space which under backward and forward time evolution are trapped in the system. These three sets are related, namely Γ_b and Γ_f are the unstable and stable manifolds of Γ_s , respectively. Numerically, they can be obtained by the sprinkler method [17, 93].

These sets are known to have a multifractal structure [17, 18, 26, 94] which is well visible in Fig. 2. The generalized dimension D_q of the chaotic saddle in the four-dimensional phase space can be described by $D_q = 2d_q + 2$ [18]. Here, the partial dimension d_q is the generalized dimension along one direction of the chaotic saddle in the two-dimensional boundary phase space. We determine the box-counting dimension of the chaotic saddle in the boundary phase space leading to the partial box-counting dimension $d_0 = 0.84$ for $R/a = 2.1$. This will be used for the fractal Weyl law of resonance poles, see Sec. 3.

An important property of an open system is its natural measure μ_{nat} [18, 25–29] shown in Fig. 2(d), which will be important for the structure of resonance states, see Sec. 4. It emerges asymptotically from a uniform distribution in phase space under time evolution leading to its concentration on the backward-trapped set Γ_b . It is a conditionally-invariant measure with natural (classical) decay rate γ_{nat} . The natural decay rate γ_{nat} can be expressed using the time scale $\tau = a/v$, which is the time a particle with velocity v needs to travel the distance a . For $R/a = 2.1$ we find $\gamma_{\text{nat}}\tau = 0.436$. The

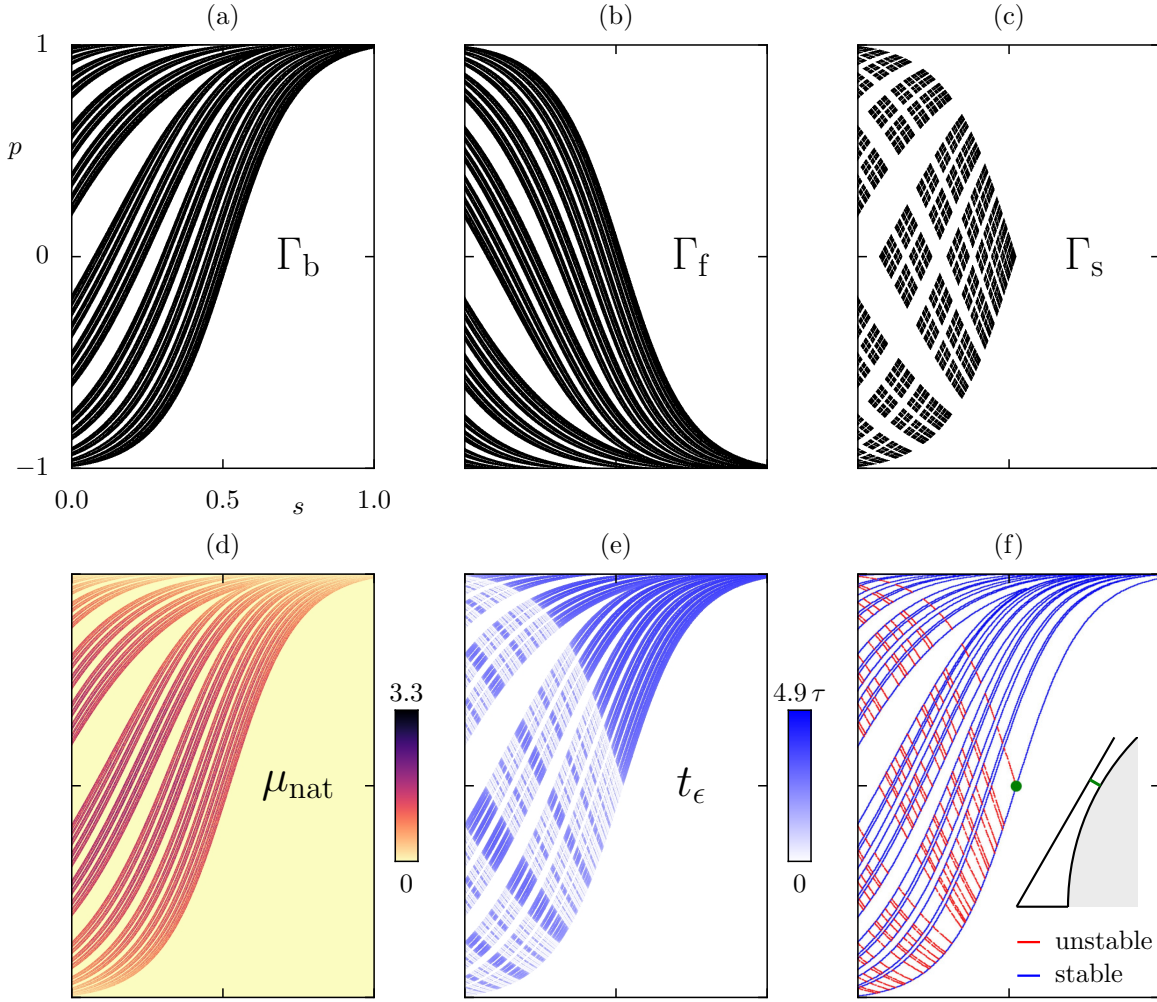


Figure 2. Invariant sets for $R/a = 2.1$ on the boundary phase space (s, p) , (a) backward-trapped set Γ_b , (b) forward-trapped set Γ_f , and (c) chaotic saddle Γ_s . (d) Natural measure μ_{nat} on the boundary phase space supported by the backward-trapped set Γ_b , where the mean value of non-zero pixels is set to one. (e) Temporal distance t_ϵ to an ϵ -surrounding of the chaotic saddle Γ_s for $\epsilon = 10^{-4}$. (f) Stable manifold (blue) and unstable manifold (red, restricted to Γ_b) of the periodic orbit, which has to be crossed to exit the system (inset).

natural measure μ_{nat} is uniformly distributed on the backward-trapped set in phase space, while on the boundary phase space one observes a $\sqrt{1-p^2}$ dependence, see Fig. 2(d). In position representation it is shown in Fig. 11 (top, second from left).

For the structure of resonance states it was shown in Ref. [39] that the temporal distance $t_\epsilon(\mathbf{x})$ to an ϵ -surrounding of the chaotic saddle is relevant, see Sec. 5. This temporal distance $t_\epsilon(\mathbf{x})$, shown in Fig. 2(e), is defined as the time a particle starting at a phase-space point $\mathbf{x} \in \Gamma_b$ on the backward-trapped set needs to come within a distance ϵ of the chaotic saddle Γ_s under backward time evolution. In particular, on the chaotic saddle the temporal distance t_ϵ is zero. The temporal distance $t_\epsilon(\mathbf{x})$ shows a partitioning on the backward trapped set Γ_b . This partitioning can be well described

using stable and unstable manifolds of the periodic orbit at $(s, p) = (\frac{\pi}{6}, 0)$, which has to be crossed in position space to exit the system, see Fig. 2(f).

2.2. Quantization and numerical method

The quantum dynamics of the three-disk scattering system is described by the free Schrödinger equation

$$-\Delta\psi(\mathbf{r}) = k^2\psi(\mathbf{r}), \quad (1)$$

where the wave function $\psi(\mathbf{r})$ fulfills Dirichlet boundary conditions at the boundary of each disk. We focus on the antisymmetric A_2 -representation of the system's C_{3v} symmetry, where Dirichlet boundary conditions are also imposed on the symmetry lines [77]. The wavenumber $k \in \mathbb{C}$ is complex with its real part being inversely proportional to the wavelength. Its imaginary part is proportional to the decay rate γ of the resonance state,

$$\text{Im } ka = -\frac{\gamma\tau}{2}, \quad (2)$$

where the time scale $\tau = a/v$ is based on the k -dependent velocity $v = \hbar \text{Re } k/m$ of a particle with mass m . Note that, for electromagnetic waves the constant velocity v is given by the speed of light c .

The physically most interesting states of the three-disk scattering system are its resonances which consist of outgoing waves only and occur at discrete values $k_n \in \mathbb{C}$. The resonance poles k_n are the poles of the S -matrix and can be obtained from the zeros of a matrix $M(k)$, explicitly given in Appendix A, such that $\det(M(k_n)) = 0$ [77]. The left singular vector of $M(k_n)$, which corresponds to the singular value zero, allows for determining the (right) wave function $\psi_n(\mathbf{r})$ of this resonance state fulfilling Eq. (1) [85]. For an exemplary resonance state see Fig. 1(b).

We are able to determine poles and resonance states up to $\text{Re } ka \approx 10^5$ for $R/a = 2.1$, which is about two orders of magnitude further in the semiclassical limit compared to previous publications on the three-disk scattering system [52, 79, 85]. For larger R/a , e.g. $R/a = 2.5$, we even find poles for $ka \approx 10^6$ (not shown). To the best of our knowledge this goes well beyond existing numerical analysis of any other closed or open billiard system. This is based on three ingredients, see Appendix A:

- (i) We use that in the three-disk scattering system the application of the M -matrix to a vector can be efficiently calculated using fast Fourier transforms. This allows for employing computationally efficient iterative methods for eigensystems and sets of linear equations without the need to compute and store the M -matrix, which has a dimension of order $\text{Re } ka$.
- (ii) We find all poles near a complex wavenumber k using a Taylor expansion of the matrix $M(k)$, extending an approach for quantum billiards [95, 96] to complex k . We increase the accuracy of poles and states to a desired precision by subsequent convergence steps. Previously, this procedure was successfully applied to dielectric cavities [38].

- (iii) The calculation of wave functions $\psi(\mathbf{r})$ and Husimi functions $\mathcal{H}(\mathbf{x})$ from the normal derivative of the wave function on the disk's boundary is substantially accelerated by using fast Fourier transforms.

3. Spectrum and fractal Weyl law

The spectrum for $R/a = 2.1$ is obtained for $\text{Im } ka \in [-1, 0]$ and selected intervals in $\text{Re } ka$ up to $ka \approx 10^5$, see Fig. 3. At the upper end of the spectrum a gap to the real line is observed [76, 82–84], except for smaller k . In particular, for $\text{Re } ka < 60$ all poles are very close to the real line as the corresponding wavelength is larger than the opening between the disks. For increasing k the gap increases with the upper end of the spectrum converging towards $\text{Im } ka = -\frac{\gamma_{\text{nat}}\tau}{2}$, see Eq. (2). For larger $|\text{Im } ka|$ the density decreases as expected from the analogy to truncated random matrices [46, 97, 98].

This unprecedented large number of resonance poles allows for a comparison with the fractal Weyl law [46, 47, 49–62]. It states that the number $N(\kappa)$ of resonances k_n with real part up to $\kappa \in \mathbb{R}$ and with an imaginary part above some threshold $-C$ scales as

$$N(\kappa) = \#\{k_n \mid \text{Im } k_n > -C \wedge \text{Re } k_n \leq \kappa\} \sim \kappa^{d_H+1}, \quad (3)$$

where d_H is the partial Hausdorff dimension of the chaotic saddle. As we computed the spectrum in intervals only, see Fig. 3, we cannot determine $N(\kappa)$. Instead, we compare to the fractal Weyl law for the density of states,

$$\frac{dN(\kappa)}{d\kappa} \sim \kappa^{d_H}. \quad (4)$$

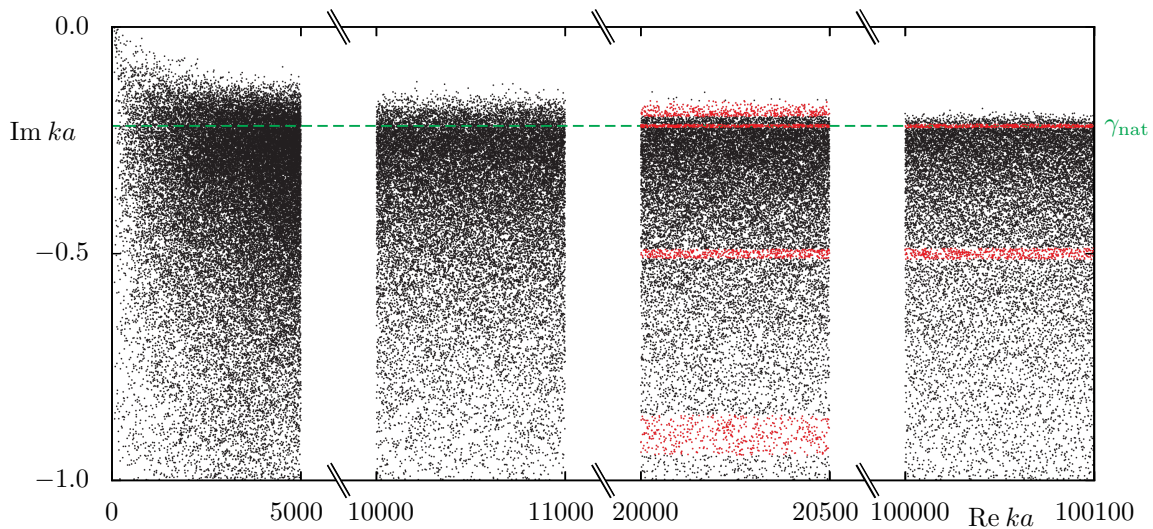


Figure 3. Spectrum for $R/a = 2.1$ for various intervals in $\text{Re } ka$ and $\text{Im } ka \in [-1, 0]$ showing about 10^5 resonance poles. The value of $\text{Im } ka$ corresponding to the natural decay rate γ_{nat} is shown as a line (dashed). The poles corresponding to resonance states used for averaging in Sec. 4.3 are marked in red.

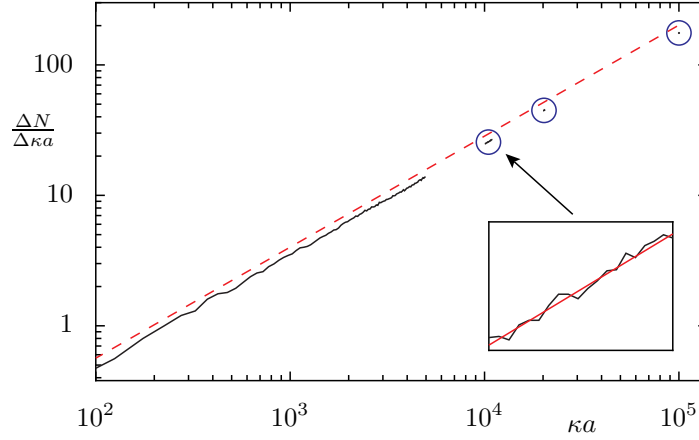


Figure 4. Fractal Weyl law for density of states, Eq. (4), approximated with bin size $\Delta\kappa a = 50$ and cutoff $Ca = 1$ for the poles shown in Fig. 3. A power-law fit in the interval $\kappa a \in [10^2, 10^5]$ yields the power-law exponent $\delta = 0.85$. The fit function is shown in the main panel (shifted, dashed line) and in the inset for $\kappa a \in [10000, 11000]$ (not shifted, solid line). The circles highlight the density of states in the smaller intervals at larger values of κa .

This is approximated by $\frac{\Delta N}{\Delta\kappa a}$ using $\Delta\kappa a = 50$ in Fig. 4 where we find a power law κ^δ with $\delta = 0.85$ up to $\kappa a = 10^5$. This is in agreement to the partial box-counting dimension $d_0 = 0.84$ of the chaotic saddle, see Sec. 2.1, which is used to approximate the partial Hausdorff dimension d_H appearing in the fractal Weyl law.

4. Factorization of resonance states

4.1. Resonance states

In Fig. 5(a) the intensity $|\psi(\mathbf{r})|^2$ of four representative resonance states is shown in position space. Due to the large wavenumber $\text{Re } ka \approx 2 \cdot 10^4$ the wave nature of the resonance states becomes apparent only by zooming into a small region of position space. These resonance states show a strong dependence on $\text{Im } ka$ which corresponds to a varying dimensionless decay rate $\gamma\tau$, Eq. (2). For the smallest decay rate (left) the resonance state is strong in the inner region between the three disks. For larger decay rates (right) it becomes stronger towards the outer region of the scattering system.

A resonance state can be represented by a Husimi function $\mathcal{H}(\mathbf{x})$ on the boundary phase space $\mathbf{x} = (s, p)$ [85, 99]. This is shown in Fig. 5(b) including two representative examples further in the semiclassical limit at $\text{Re } ka \approx 10^5$ with similar values of $\text{Im } ka$ as in Fig. 5(a). They concentrate on the fractal backward-trapped set Γ_b [21–23], cf. Fig. 2(a). The Husimi function is smooth on a scale of area $2\pi/(\text{Re } ka)$ corresponding to a Planck cell, which needs a magnification for the studied large value of k . For increasing decay rates (right) one observes more structure along the backward-trapped set. In particular, the intensity on the chaotic saddle is decreased.

We observe that resonance states with a similar value of $\text{Im } ka$ (i.e. similar

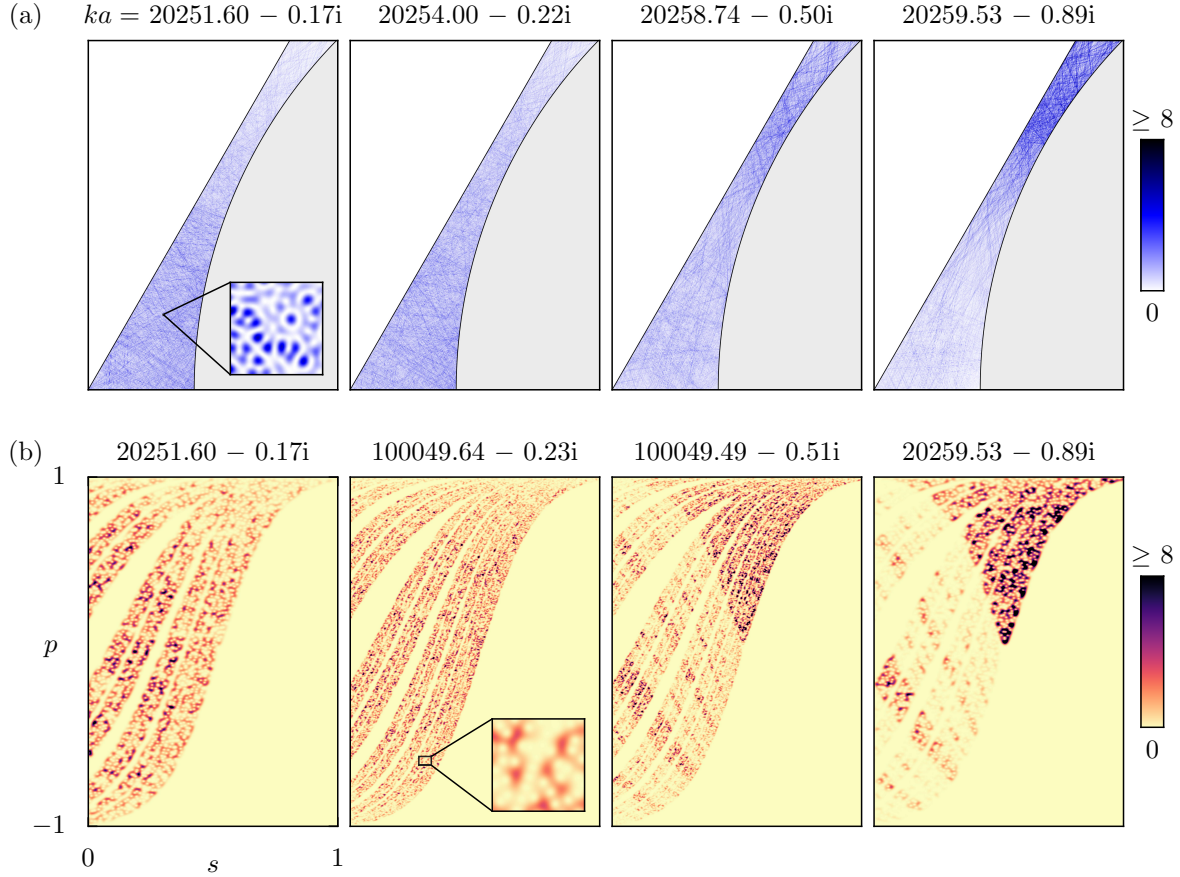


Figure 5. Resonance states for $R/a = 2.1$ at four representative values of $|\text{Im } ka|$, increasing from left to right. (a) Intensity $|\psi(\mathbf{r})|^2$ in position space (fundamental domain confined to a region of size $0.5a \times 0.7a$) for $\text{Re } ka \approx 2 \cdot 10^4$. The inset (left) is a magnification by a factor 150 showing fluctuations on the scale of the wavelength. (b) Husimi representation $\mathcal{H}(\mathbf{x})$ on the boundary phase space $\mathbf{x} = (s, p)$ of a disk for $\text{Re } ka \approx 2 \cdot 10^4$ (left, right) and even larger wavenumber $\text{Re } ka \approx 10^5$ (second and third from left). The inset (second from left) shows fluctuations on the scale of the Planck cell. In all figures the average value (in (a) on fundamental domain, in (b) on backward-trapped set) is scaled to one and intensities greater than the maximal value of the colorbar are shown with darkest color.

dimensionless decay rate $\gamma\tau$, Eq. (2)) show the same overall structure in position and Husimi representation (with increasingly fine details for increasing $\text{Re } ka$). This observation motivates the factorization of resonance states discussed in Sec. 4.2.

In this paper we restrict the investigation to the parameter $R/a = 2.1$ of the three-disk scattering system. Values of R/a slightly above 2 have the advantage that the backward-trapped set Γ_b has a large fractal dimension close to the maximal integer value. As the resonance states concentrate on the backward-trapped set, see Fig. 5(b), they can be much better analyzed for such values of R/a . In particular, there are many more fluctuations in the Husimi function than for the case of larger R/a , where the fractal dimension of the backward-trapped set tends to zero.

Recently, in dielectric cavities it was observed that all resonance states for large




Figure 6. Ray-segment scars in a magnification of the resonance state from Fig. 5(a, second from right) at $ka = 20258.74 - 0.50i$ shown for the region $0.25a \times 0.2a$ (corresponding to about 800×650 wavelengths).

wavenumber k show strong scars, which were termed ray-segment scars [38, 100]. It can be observed just as well for the three-disk scattering system in all resonance states of Fig. 5(a) and the magnification of one of them in Fig. 6. A ray-segment scar is an enhancement of the intensity $|\psi(\mathbf{r})|^2$ along a segment of a ray. It extends for thousands of wavelengths, often beyond one or two reflections on the boundary. It is not related to the well-known periodic-orbit scars [12–14] of eigenstates of closed chaotic billiards, which occur for a small fraction of eigenstates only. In contrast, ray-segment scars are observed in every resonance state at sufficiently large wavenumber k . That ray-segment scars are not on periodic orbits can be seen best in Fig. 5(a, right) where one finds scars along rays leaving the system. Ray-segment scars can be conceptually explained [38] based on the factorization of resonance states discussed below. Their observation in the three-disk scattering system also establishes this phenomenon in systems with full escape. Together with their observation in dielectric cavities with partial escape [38], this demonstrates the universal relevance of ray-segment scars for quantum chaotic scattering. A detailed analysis of ray-segment scars is beyond the scope of this manuscript.

4.2. Factorization

In Refs. [38, 71] the following conjecture was stated: *Chaotic resonance states $\psi(\mathbf{r})$ in scattering systems are a product*

$$|\psi(\mathbf{r})|^2 = \rho_\gamma(\mathbf{r}) \cdot \eta(\mathbf{r}) \quad (5)$$

of (i) conditionally invariant measures from classical dynamics with a smoothed spatial density $\rho_\gamma(\mathbf{r})$ depending on the states's decay rate γ and (ii) universal exponentially

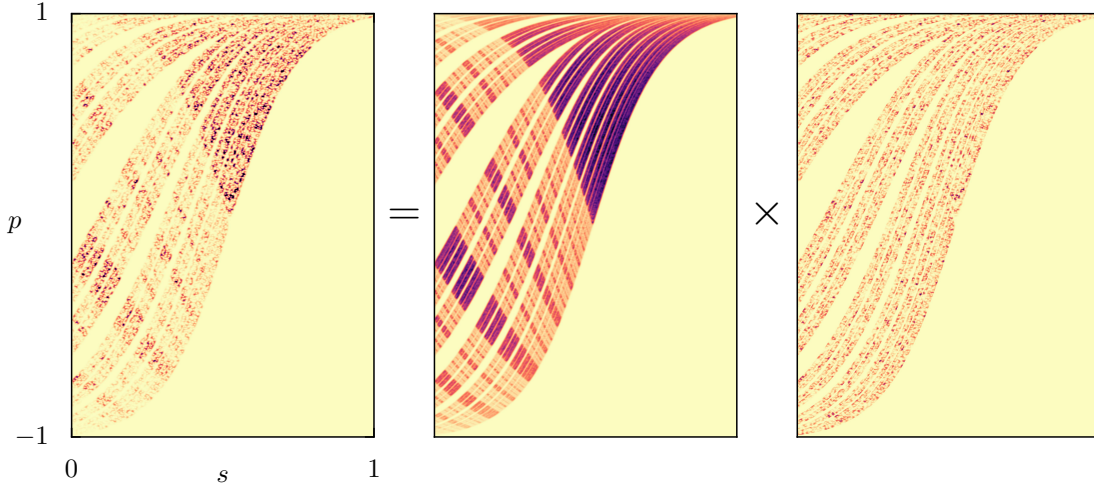


Figure 7. Factorization of an exemplary resonance state in Husimi representation $\mathcal{H}(\mathbf{x})$ on the boundary phase space (left) into an average $\langle \mathcal{H}(\mathbf{x}) \rangle_\gamma$ of resonance states with similar decay rate (middle) and fluctuations $\eta(\mathbf{x})$ (right). The resonance state is taken from Fig. 5(b, second from right) and the average is also shown in Fig. 8(b, second from right).

distributed fluctuations $\eta(\mathbf{r})$ with mean one. The equality in Eq. (5) is understood in the sense that the right hand side has the same statistical properties as the resonance state on the left hand side. This factorization is just as well conjectured to hold in the Husimi representation,

$$\mathcal{H}(\mathbf{x}) = \rho_\gamma(\mathbf{x}) \cdot \eta(\mathbf{x}), \quad (6)$$

in phase space. This was validated for quantum maps [71] and dielectric cavities [38]. Here, we verify it for the three-disk scattering system, an autonomous system with full escape.

Averaging Eqs. (5) and (6) over resonance states with a similar value of $\text{Im } ka$, i.e. similar dimensionless decay rate $\gamma\tau$, Eq. (2), leads to

$$\rho_\gamma(\mathbf{r}) = \langle |\psi(\mathbf{r})|^2 \rangle_\gamma \quad \text{and} \quad \rho_\gamma(\mathbf{x}) = \langle \mathcal{H}(\mathbf{x}) \rangle_\gamma, \quad (7)$$

relating the classical densities to the corresponding quantum average.

Before studying the semiclassical origin of $\rho_\gamma(\mathbf{r})$ and $\rho_\gamma(\mathbf{x})$ in Sec. 5, we present in Sec. 4.3 the averages $\langle |\psi(\mathbf{r})|^2 \rangle_\gamma$ and $\langle \mathcal{H}(\mathbf{x}) \rangle_\gamma$ and discuss their dependence on the decay rate. In order to study the universality of the fluctuations $\eta(\mathbf{r})$ and $\eta(\mathbf{x})$ without using any knowledge about $\rho_\gamma(\mathbf{r})$ and $\rho_\gamma(\mathbf{x})$, we replace ρ_γ in Eqs. (5) and (6) by the average, Eq. (7). This gives for the fluctuations of the resonance state ψ with decay rate γ ,

$$\eta(\mathbf{r}) = \frac{|\psi(\mathbf{r})|^2}{\langle |\psi(\mathbf{r})|^2 \rangle_\gamma} \quad \text{and} \quad \eta(\mathbf{x}) = \frac{\mathcal{H}(\mathbf{x})}{\langle \mathcal{H}(\mathbf{x}) \rangle_\gamma} \quad (\mathbf{x} \in \Gamma_b), \quad (8)$$

where \mathbf{x} has to be chosen on the backward-trapped set Γ_b . These fluctuations will be studied in Sec. 4.4.

The factorization of an exemplary resonance state in the Husimi representation, $\mathcal{H}(\mathbf{x}) = \langle \mathcal{H}(\mathbf{x}) \rangle_\gamma \cdot \eta(\mathbf{x})$, is visualized in Fig. 7. The average shows a clear multifractal structure and the fluctuations show a uniform distribution on the backward-trapped set.

4.3. Average resonance states

The averages in position representation $\langle |\psi(\mathbf{r})|^2 \rangle_\gamma$ and on the boundary phase space $\langle \mathcal{H}(\mathbf{x}) \rangle_\gamma$ at four representative value of $\text{Im } ka$ are shown in Fig. 8. The averaging is in each case done over 500 resonance states with poles closest to the chosen $\text{Im } ka$. These resonance poles are also highlighted in Fig. 3.

For averaging the normalization of resonance states relative to each other is important. While for closed billiards [101–103] and dielectric cavities [38] this is well-defined by integrating the absolute square of the wave function over the area of the system, there is no obvious area to integrate over for the three-disk scattering system. Therefore, we choose to normalize the resonance states such that $\int_0^{2\pi} ds \, a |\phi_n(s)|^2 =$

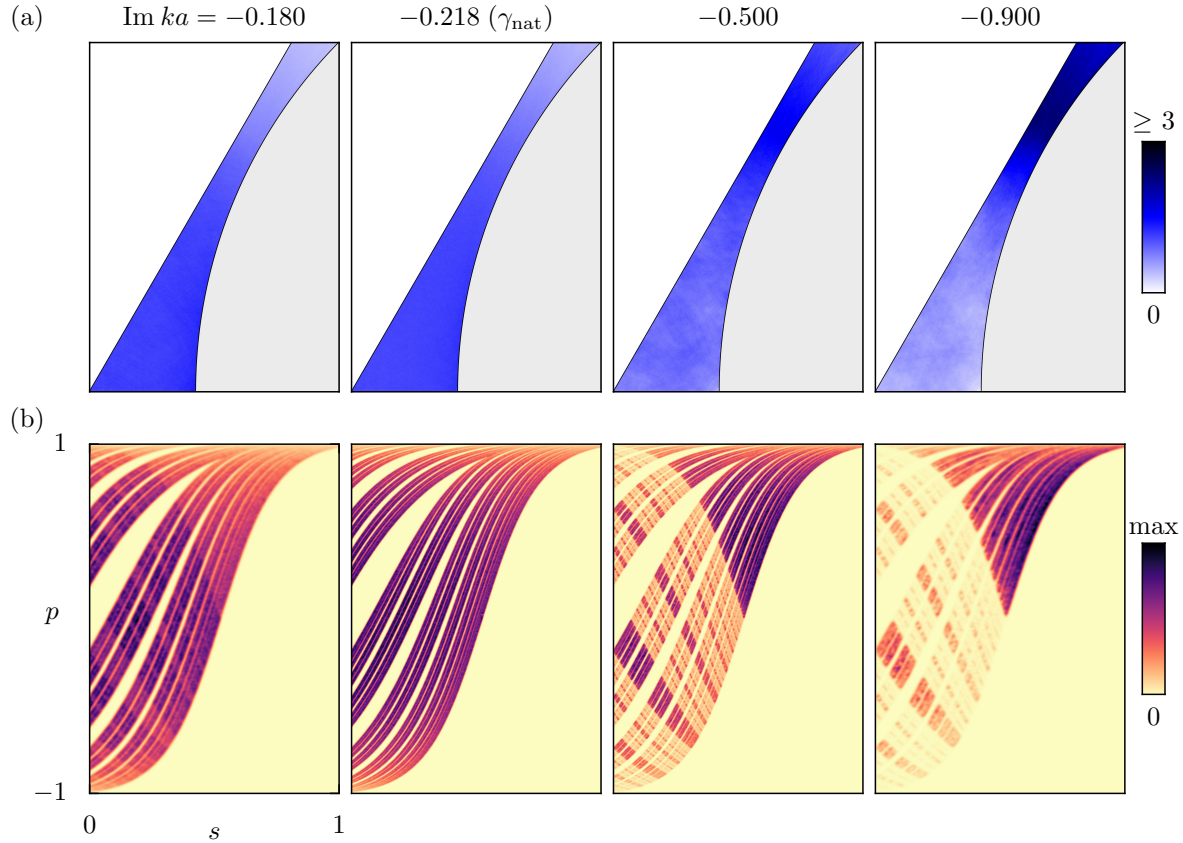


Figure 8. Averages $\langle |\psi(\mathbf{r})|^2 \rangle_\gamma$ and $\langle \mathcal{H}(\mathbf{x}) \rangle_\gamma$ over 500 resonance states with imaginary part closest to four representative values of $\text{Im } ka$ in (a) position space where $\text{Re } ka \in [20000, 20500]$ and (b) Husimi representation where $\text{Re } ka \in [100000, 100100]$ (second and third from left) and $\text{Re } ka \in [20000, 20500]$ (left, right), otherwise corresponding to Fig. 5. The contributing resonance poles are highlighted in Fig. 3. In (b) the maxima are approximately given by 2.1, 1.8, 2.9, and 5.6 (from left to right).

$|k_n a|^2$ where $\phi_n(s)$ is the normal derivative of the wave function $\psi_n(\mathbf{r})$ on the disk's boundary.

In Fig. 8(b) the averaged resonance states in Husimi representation show a strong dependence on $\text{Im } ka$, which is even more pronounced than for individual resonance states, see Fig. 5(b). As expected for $\text{Im } ka$ corresponding to the natural decay rate γ_{nat} (Fig. 8(b), second from left) a uniform distribution on the backward-trapped set is observed [30–38] corresponding to the natural measure μ_{nat} , see Fig. 2(d). By smoothing μ_{nat} on the scale of a Planck cell, see Fig. 10 (second from left), perfect agreement is achieved. With increasing $|\text{Im } ka|$ (Fig. 8(b), to the right) the probability density on the backward-trapped set becomes fractal along the backward-trapped set, in particular it decreases on the chaotic saddle. For resonance states with smallest $|\text{Im } ka|$ (Fig. 8(b), left) one observes a small increase on the chaotic saddle, which is noticeable by averaging only. The multifractal structure is qualitatively well described by the partitioning of the backward-trapped set based on the stable and unstable manifold of the periodic orbit at the exit, see Fig. 2(f).

In position representation, shown in Fig. 8(a), the averaged resonance states, just like individual resonance states, become stronger towards the outer region of the scattering system for increasing $|\text{Im } ka|$. Beyond that one finds very weak structure especially in comparison to dielectric cavities in position representation [38]. In Sec. 5 we will relate the averages $\langle |\psi(\mathbf{r})|^2 \rangle_\gamma$ and $\langle \mathcal{H}(\mathbf{x}) \rangle_\gamma$ according to Eq. (7) to classical densities $\rho_\gamma(\mathbf{r})$ and $\rho_\gamma(\mathbf{x})$.

4.4. Universal fluctuations

In closed systems the distribution of the intensities $|\psi(\mathbf{r})|^2$ and $\mathcal{H}(\mathbf{x})$ of chaotic eigenstates follow the universal distribution of the random wave model [7–11]. For the complex (real) random wave model this is a complex (real) Gaussian distribution of the eigenstate amplitudes leading to an exponential (Porter-Thomas) distribution of the intensities.

In Fig. 9(a) the distribution of the intensities $|\psi(\mathbf{r})|^2$ and the Husimi representation $\mathcal{H}(\mathbf{x})$ for $\mathbf{x} \in \Gamma_b$ are shown for the resonance states from Fig. 5. One finds different distributions for different $\text{Im } ka$ and for the two representations, in particular no exponential distribution.

In Fig. 9(b) the distributions of the fluctuations $\eta(\mathbf{r})$ and $\eta(\mathbf{x})$, defined in Eq. (8), are shown. They follow a universal exponential distribution with mean one over more than three orders of magnitude. This shows that the fluctuations η follow a complex random wave model, demonstrating the importance of the factorization for understanding the structure of resonance states. This is in line with previous findings for quantum maps [71] and dielectric cavities [38].

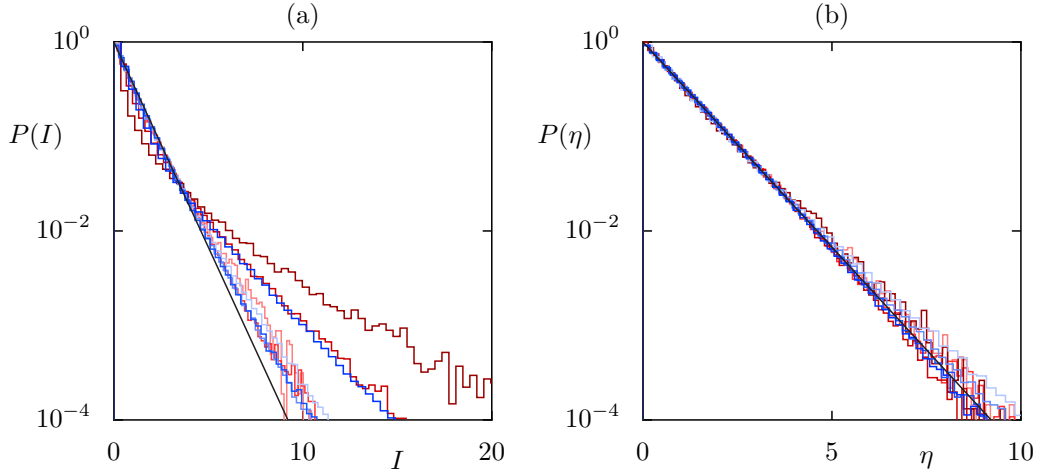


Figure 9. Distribution of (a) the intensities $I = |\psi(\mathbf{r})|^2$ (blue) and $I = \mathcal{H}(\mathbf{x})$, $\mathbf{x} \in \Gamma_b$ (red) and (b) the fluctuations $\eta(\mathbf{r})$ (blue) and $\eta(\mathbf{x})$ (red) for the resonance states of Fig. 5, colored by increasing $|\text{Im } ka|$ from light to dark. For comparison an exponential distribution with mean one is shown (black).

5. Semiclassical structure of average resonance states

After demonstrating the factorization in Sec. 4, we now want to relate the averages $\langle |\psi(\mathbf{r})|^2 \rangle_\gamma$ and $\langle \mathcal{H}(\mathbf{x}) \rangle_\gamma$ according to Eq. (7) to classical densities $\rho_\gamma(\mathbf{r})$ and $\rho_\gamma(\mathbf{x})$. These densities are obtained from smoothed conditionally-invariant measures [29] with decay rate γ , in analogy to limit measures of sequences of individual resonance states [24]. In particular, for the natural decay rate γ_{nat} the natural measure μ_{nat} describes resonance states of this decay rate [30–38]. Indeed, smoothing μ_{nat} from Fig. 2(d) on the scale of a Planck cell in phase space yields perfect agreement, see Fig. 10 (second from left). This also holds in position space, see Fig. 11 (second from left).

5.1. Measure based on temporal distance

For other decay rates in a system with full escape it was conjectured in Ref. [39] that the measure is uniformly distributed on sets with the same temporal distance t_ϵ to an ϵ -surrounding of the chaotic saddle Γ_s . This yields a conditionally-invariant measure

$$\mu_\gamma^\epsilon(A) \propto \int_A e^{t_\epsilon(\mathbf{x})(\gamma - \gamma_{\text{nat}})} d\mu_{\text{nat}}(\mathbf{x}) \quad (9)$$

for any set A in phase space. This measure modifies the natural measure μ_{nat} depending on the temporal distance $t_\epsilon(\mathbf{x})$ shown in Fig. 2(d, e). The modification becomes stronger with increasing deviation of the desired decay rate γ from γ_{nat} . For the reasoning behind Eq. (9), see Ref. [39].

The measure μ_γ^ϵ smoothed on the scale of the corresponding Planck cell is displayed in phase space in Fig. 10 and compared to the averaged Husimi representation $\langle \mathcal{H} \rangle_\gamma$. On a qualitative level, we observe very good agreement for the three additional decay rates $\gamma \neq \gamma_{\text{nat}}$. In particular, this holds for the partitioning by the stable and unstable

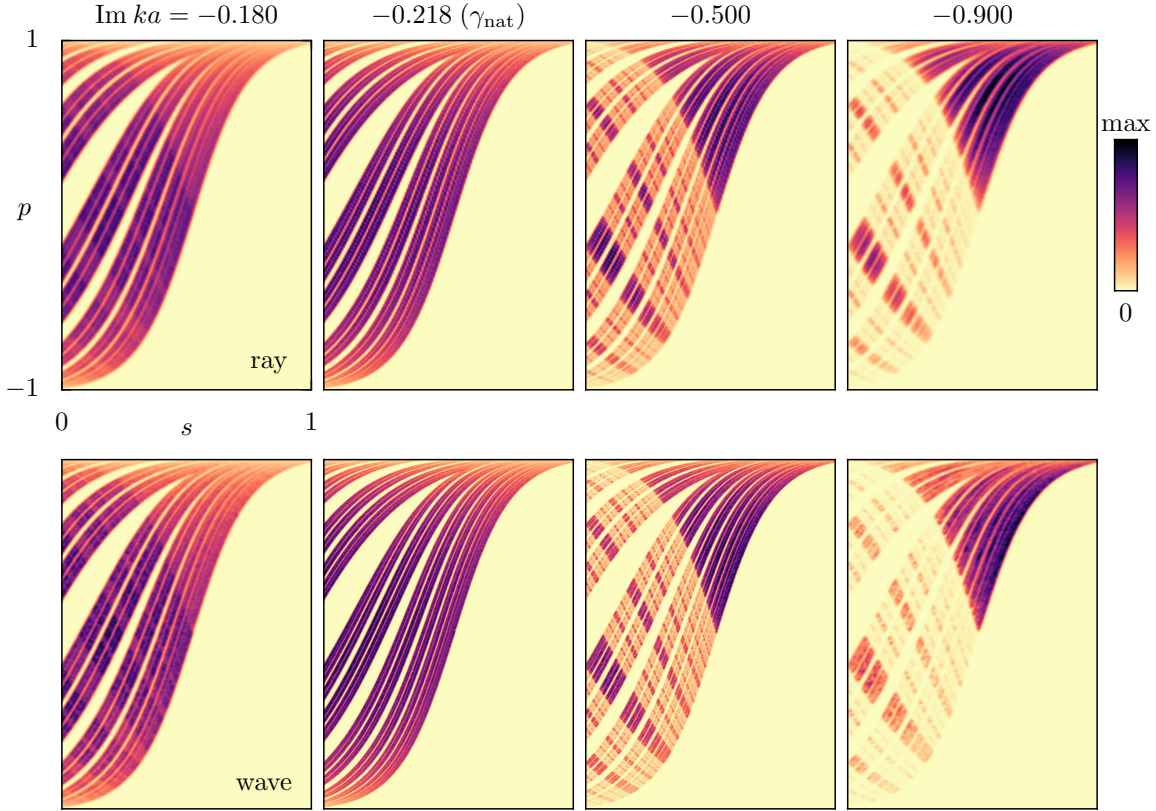


Figure 10. Smoothed measure μ_γ^ϵ in phase space for $\epsilon = 10^{-4}$ (ray, top) compared to averaged resonance states $\langle \mathcal{H}(\mathbf{x}) \rangle_\gamma$ (wave, bottom), repeated from Fig. 8(b) for the convenience of the reader.

manifold of the periodic orbit at the exit, see Fig. 2(f). However, we observe that the value of the measure shows some deviations which increase with the distance from γ_{nat} . This will be further quantified using the Jensen-Shannon divergence, see Sec. 5.2.

In position space one can define a measure $\mu_\gamma^\epsilon(\mathbf{r})$ in analogy to Eq. (9). It is shown in Fig. 11, integrated over the size of each pixel, and compared to the averaged intensities $\langle |\psi(\mathbf{r})|^2 \rangle_\gamma$. We find very good agreement, with the grain of salt that there is not much structure in position space to make a detailed comparison.

Note that in Ref. [39] for the ϵ -surrounding the specific value $\epsilon = \sqrt{\hbar/2}$ was used, leading to the *h-resolved chaotic saddle*. In our case of $\text{Re}ka \approx 10^5$ this would correspond to $\epsilon = \sqrt{1/(2 \text{Re}ka)} \approx 2 \cdot 10^{-3}$, which however does not lead to a good agreement in a figure (not shown) equivalent to Fig. 10, where we choose heuristically $\epsilon = 10^{-4}$. We explain this in the following way: In order to have a certain resolution of the temporal distance t_ϵ along the backward-trapped set (i.e. the unstable direction) one needs to define the ϵ -surrounding of the chaotic saddle on a much finer scale in this direction. As the temporal distance has a sufficiently fine resolution, see Fig. 2(e), the chosen value of $\epsilon = 10^{-4}$ seems sufficiently small.

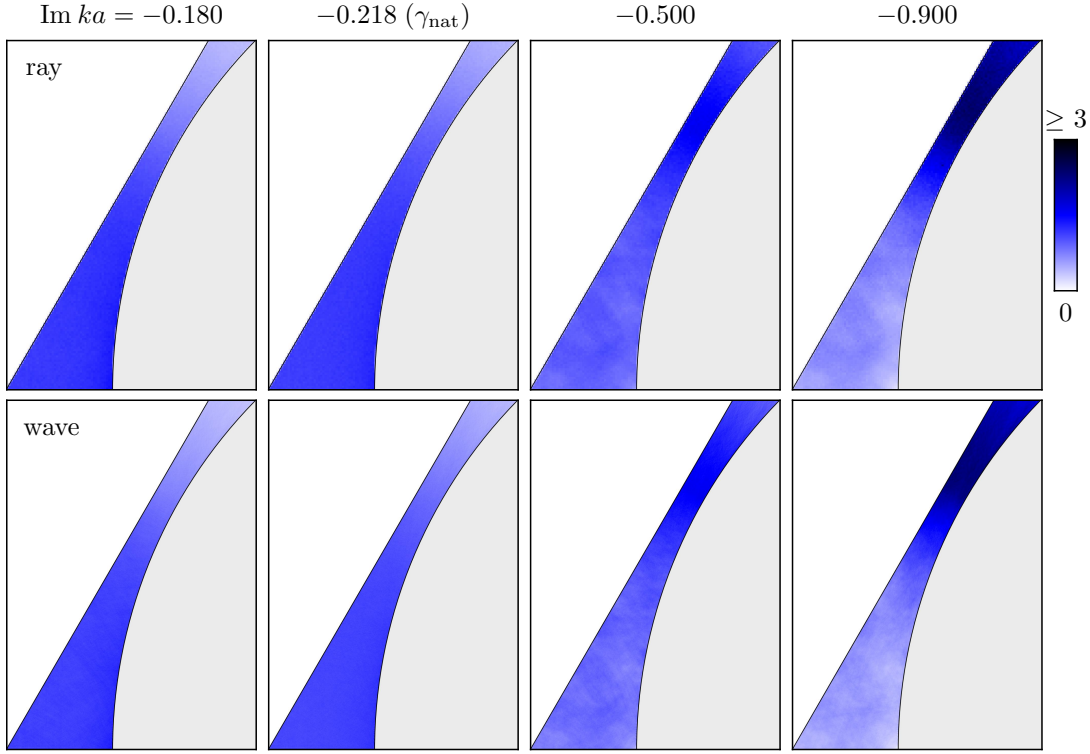


Figure 11. Smoothed measure μ_γ^ϵ in position space for $\epsilon = 10^{-4}$ (ray, top) compared to averaged resonance states $\langle |\psi(\mathbf{r})|^2 \rangle_\gamma$ (wave, bottom), repeated from Fig. 8(a) for the convenience of the reader.

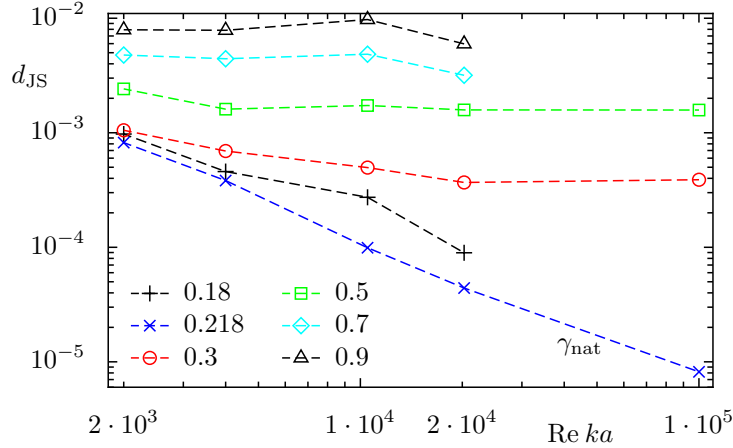


Figure 12. Jensen-Shannon divergence d_{JS} between the measure μ_γ^ϵ and the averaged Husimi representations $\langle \mathcal{H} \rangle_\gamma$ over 500 resonance states computed for $\text{Re } ka \in [1000, 3000]$, $[3000, 5000]$, $[10000, 11000]$, $[20000, 20500]$, $[100000, 100100]$, and $|\text{Im } ka|$ near $\{0.218 (\gamma_{\text{nat}}), 0.18, 0.3, 0.5, 0.7, 0.9\}$ (from bottom to top). At $\text{Re } ka \approx 10^5$ only some data points are shown, as there are no poles near $|\text{Im } ka| = 0.18$ and no resonance states have been computed for $|\text{Im } ka| \geq 0.7$.

5.2. Jensen-Shannon divergence

In Fig. 10 we find for the averaged Husimi representation perfect agreement for γ_{nat} but observe deviations for $\gamma \neq \gamma_{\text{nat}}$ using the measure μ_γ^ϵ based on the temporal distance. We now quantify this using the Jensen-Shannon divergence d_{JS} [104], which compares two probability distributions. This was used to compare a semiclassical measure to resonance states in systems with partial escape in Ref. [40]. For computing the Jensen-Shannon divergence one has to choose a partitioning of phase space. For studying the semiclassical limit we choose a fixed scale independent of k given by squares with side length $\sqrt{h_{\text{max}}} = \sqrt{2\pi/(\text{Re } k_{\text{min}} a)}$ and $k_{\text{min}} a = 1000$.

The Jensen-Shannon divergence is shown in Fig. 12 for six decay rates and $\text{Re } ka$ from 10^3 to 10^5 . For γ_{nat} , corresponding to $|\text{Im } ka| = 0.218$, we find convergence in the semiclassical limit confirming the qualitative impression of Fig. 10 and previous findings [30–38]. For $\gamma < \gamma_{\text{nat}}$, corresponding in Fig. 12 to $|\text{Im } ka| = 0.18$, one finds small values of d_{JS} , however the convergence cannot be studied, as there are no resonance poles in this region in the semiclassical limit, see Fig. 3. For $\gamma > \gamma_{\text{nat}}$ we find no convergence in the semiclassical limit which suggests that the measure μ_γ^ϵ based on the temporal distance is not the correct semiclassical limit measure.

6. Discussion and outlook

We demonstrate that the factorization conjecture holds for resonance states in the three-disk scattering system. One factor is described by universal exponentially distributed intensity fluctuations. For the other factor, also describing averaged resonance states, we apply a construction from maps with full escape to the three-disk scattering system. We observe very good, but not perfect, agreement. The factorization conjecture complements the periodic-orbit approach to resonance states of the three-disk scattering system. It allows for obtaining new insights into their structure, in particular about their dependence on the decay rate as well as about similarities and differences of neighboring resonance states. By computing resonance states further in the semiclassical limit than before, we are able to validate the fractal Weyl law over a very large range of wavenumbers.

The recently observed ray-segment scars in dielectric cavities [38] are also found in the three-disk scattering system. This demonstrates the universal relevance of ray-segment scars for quantum chaotic scattering. They have been explained based on the factorization conjecture: Whenever the multifractal classical density shows strong intensity enhancements in phase space, then the additional universal fluctuations give rise to some phase-space points with extremely high intensities. These give rise to scars along segments of rays, which are unrelated to periodic orbits. In the future it is desirable to analyze ray-segment scars quantitatively, in particular their length, width and intensity distributions.

Another future aim is to derive the semiclassical measure which perfectly describes

the resonance states in systems with full or partial escape. It would be desirable to find a common approach, as currently one either needs the natural measure and the temporal distance (full escape [39]) or the natural and the inverse natural measure (partial escape [38, 40]). Perhaps one can use ideas from systems with local randomization, where it was possible to derive the semiclassical measure [72]. For the three-disk scattering system the semiclassical theory based on dynamical zeta functions consisting of periodic orbits may allow for a derivation of the semiclassical measure. More generally, the periodic-orbit approach might be able to give support to the factorization conjecture.

Acknowledgments

We thank A. Bäcker, S. Barkhofen, F. Bönisch, J. Fleck, F. Lorenz, J. Stöber and T. Weich for valuable discussions. The authors are grateful to the Center for Information Services and High Performance Computing (ZIH) at TU Dresden for providing its facilities for high throughput calculations. Funded by the Deutsche Forschungsgemeinschaft (DFG, German Research Foundation) – 262765445.

Appendix A. Numerical method for computing resonances

In this appendix we describe the numerical methods used for computing resonance poles and resonance states of the three-disk scattering system. In [Appendix A.1](#) we describe an efficient method for applying the M -matrix to a vector which is used in [Appendix A.2](#) to determine its zeros and the corresponding states. Those states are used to compute the position representation of resonance states in [Appendix A.3](#) and the Husimi representation on the boundary phase space of a disk in [Appendix A.4](#). We omit derivations for brevity, but rather concentrate on the equations necessary for an implementation of the methods.

Appendix A.1. Efficient matrix-vector multiplication

The resonance poles k_n are the zeros of a matrix $M(k)$, i.e. $\det(M(k_n)) = 0$, which is in the A_2 -representation given by [77],

$$M_{mm'}(k) = \frac{\pi a}{2i} \left\{ \delta_{mm'} + 2 \frac{J_m(ka)}{H_{m'}^{(1)}(ka)} \left[H_{m-m'}^{(1)}(kR) \cos\left(\frac{\pi}{6}(5m-m')\right) - (-1)^{m'} H_{m+m'}^{(1)}(kR) \cos\left(\frac{\pi}{6}(5m+m')\right) \right] \right\}, \quad (\text{A.1})$$

where $m, m' \in \{1, 2, \dots, m_{\max}\}$ and J_m ($H_m^{(1)}$) is a Bessel (Hankel) function of the first kind and m th order. The matrix is truncated at size m_{\max} of order ka , as larger matrix elements are exponentially small [77].

Below we can employ efficient methods for eigenproblems and linear systems, as we

find that the matrix-vector multiplication,

$$\psi'_m = \sum_{m'=1}^{m_{\max}} M_{mm'}(k) \psi_{m'}, \quad (\text{A.2})$$

can be very fast evaluated using fast Fourier transformations,

$$\psi'_m = \frac{\pi a}{2i} \left\{ \psi_m + (-1)^m \tilde{J}_m(ka) \mathcal{F}^{-1} \left(f_{i+\frac{N}{12}} g_{i+\frac{N}{6}} + f_{i-\frac{N}{12}} g_{i-\frac{N}{6}} \right)_m \right\}, \quad (\text{A.3})$$

where

$$f_i = \mathcal{F} \left(\tilde{H}_j^{(1)}(kR) \right)_i \quad \text{and} \quad g_i = \mathcal{F} \left(\frac{\tilde{\psi}_j}{\tilde{H}_j^{(1)}(ka)} \right)_i \quad (\text{A.4})$$

are Fourier transforms \mathcal{F} of vectors with indices $j \in \{-m_{\max}, \dots, m_{\max}\}$ zero-padded to a length N , which is a multiple of 12, and giving a vector of length N indexed by i . The index shifts in Eq. (A.3) are done cyclicly and \mathcal{F}^{-1} is the inverse Fourier transform. Furthermore, we define the antisymmetric vector $\tilde{\psi}_j$ by $\tilde{\psi}_m = \psi_m$, $\tilde{\psi}_0 = 0$, and $\tilde{\psi}_{-m} = -\psi_m$. Although the usual Bessel and Hankel functions could be used in Eqs. (A.3) and (A.4), we define symmetric functions

$$\tilde{J}_m = J_m e^{-i\frac{\pi}{2}m}, \quad (\text{A.5})$$

$$\tilde{H}_m^{(1)} = H_m^{(1)} e^{i\frac{\pi}{2}m}, \quad (\text{A.6})$$

$$\tilde{H}_m^{(1)} = H_m^{(1)} e^{-i\frac{\pi}{2}m}, \quad (\text{A.7})$$

such that all Fourier transforms can be replaced by (discrete type I) cosine or sine transforms of half the length. The general idea in deriving Eq. (A.3) is to interpret Eq. (A.1) as a convolution and to replace the cosine by exponential terms which are shifts of the Fourier transform. An analogous procedure can be used to multiply the first and second derivative of the M -matrix with a vector ψ , which will be needed below.

Appendix A.2. Computation of resonance poles and states

The resonance poles k_n are the zeros of the matrix $M(k)$, i.e. $\det(M(k_n)) = 0$ [77]. They will be first approximated using a method introduced in Ref. [95] and afterwards iteratively converged to the desired accuracy, in both steps using the matrix-vector multiplication from Appendix A.1. The corresponding right and left eigenstates of M with eigenvalue zero fulfill

$$M(k_n)|R_n\rangle = 0 \quad \text{and} \quad \langle L_n|M(k_n) = 0. \quad (\text{A.8})$$

They are necessary for the left and right resonance states of the three-disk scattering system, see Appendix A.3.

Approximate poles k_n and eigenstates $|R_n\rangle$, $\langle L_n|$ are determined in the neighborhood of some $\kappa \in \mathbb{C}$ by (for derivation see Refs. [95, 96])

$$k_n = \kappa + k_n^{(0)} + k_n^{(1)}, \quad (\text{A.9})$$

where the $k_n^{(0)}$ are determined from the generalized eigenvalue problem

$$M(\kappa) |R_n\rangle = -k_n^{(0)} M'(\kappa) |R_n\rangle, \quad (\text{A.10})$$

$$\langle L_n | M(\kappa) = -k_n^{(0)} \langle L_n | M'(\kappa), \quad (\text{A.11})$$

with $M'(\kappa)$ being the derivative of $M(k)$ at $k = \kappa$. The correction term $k_n^{(1)}$ is given by

$$k_n^{(1)} = -\frac{(k_n^{(0)})^2 \langle L_n | M''(\kappa) | R_n \rangle}{2 \langle L_n | M'(\kappa) | R_n \rangle}. \quad (\text{A.12})$$

We apply this method, used for real k_n in Refs. [95, 96], to complex k_n , as previously done for dielectric cavities [38]. We use a neighborhood of κ of width $\text{Re}(\Delta ka) = 0.5$ and $\text{Im}(\Delta ka) = 1$ giving about 100 poles for $ka = 10^5$ and $R/a = 2.1$.

To obtain those poles and corresponding states we approximately solve the generalized eigenvalue problem, Eqs. (A.10) and (A.11), using the matrix-vector multiplication from Appendix A.1 in the following way: We determine the 1% eigenvalues of smallest magnitude of $M(\kappa)$,

$$M(\kappa) |r_i\rangle = \xi_i |r_i\rangle, \quad \langle \ell_i | M(\kappa) = \xi_i \langle \ell_i |, \quad (\text{A.13})$$

using the Arnoldi method for right and left eigenstates individually. Those are used to project the generalized eigenvalue problem, Eqs. (A.10) and (A.11), to a much smaller subspace. In this subspace we define the (small) matrix

$$A_{ji} = \frac{1}{\xi_j \langle \ell_j | r_j \rangle} \langle \ell_j | M'(\kappa) | r_i \rangle, \quad (\text{A.14})$$

and solve its eigenproblem (by standard diagonalization)

$$\sum_i A_{ji} a_{in} = \lambda_n a_{jn}, \quad \sum_i (A^\dagger)_{ji} b_{in} = \lambda_n^\dagger b_{jn}, \quad (\text{A.15})$$

where † denotes Hermitian conjugation. This leads to the solutions

$$k_n^{(0)} = -\frac{1}{\lambda_n}, \quad |R_n\rangle = \sum_i a_{in} |r_i\rangle, \quad |L_n\rangle = \sum_i \frac{1}{(\xi_i \langle \ell_i | r_i \rangle)^\dagger} b_{in} |\ell_i\rangle, \quad (\text{A.16})$$

of the original generalized eigenvalue problem, Eqs. (A.10) and (A.11), and $k_n^{(1)}$ can be evaluated by Eq. (A.12).

We improve each pole k_n and its right and left eigenstates, $|R_n\rangle$ and $|L_n\rangle$, iteratively. The following set of $(m_{\max} + 1)$ linear equations has to be solved for each pole k (dropping the index n for clarity),

$$\begin{pmatrix} M(k) & M'(k) |R\rangle \\ \langle R| & 0 \end{pmatrix} \begin{pmatrix} |\delta R\rangle \\ \delta k \end{pmatrix} = \begin{pmatrix} -M(k) |R\rangle \\ 0 \end{pmatrix}, \quad (\text{A.17})$$

using a numerical method which makes use of the matrix-vector multiplication from Appendix A.1. Here, the first set of equations is a Taylor expansion of $M(k)$ and $|R\rangle$ in Eq. (A.8) to lowest order and the second equation ensures orthogonality of the correction to $|R\rangle$. This gives an improved pole and right eigenstate

$$k' = k + \delta k, \quad |R'\rangle = |R\rangle + |\delta R\rangle. \quad (\text{A.18})$$

Similarly, the set of linear equations

$$\begin{pmatrix} M^\dagger(k) & M'^\dagger(k) |L\rangle \\ \langle L| & 0 \end{pmatrix} \begin{pmatrix} |\delta L\rangle \\ \delta k^\dagger \end{pmatrix} = \begin{pmatrix} -M^\dagger(k) |L\rangle \\ 0 \end{pmatrix}, \quad (\text{A.19})$$

improves the pole and the left eigenstate

$$k' = k + \delta k, \quad |L'\rangle = |L\rangle + |\delta L\rangle. \quad (\text{A.20})$$

These steps are repeated until the corrections are on the order of the desired accuracy. Previously, this method of convergence has been used by one of the authors for dielectric cavities [38].

Appendix A.3. Position representation

The position representation of the (right) resonance state is given by [85],

$$\psi_n(\mathbf{r}) = -\frac{\pi a}{2i} \sum_{j=1}^3 \sum_{m=-\infty}^{\infty} A_{jm;n} H_m^{(1)}(k_n r_j) J_m(k_n a) e^{im\theta_j} \quad (\text{A.21})$$

where (r_j, θ_j) denotes the point \mathbf{r} in local polar coordinates of disk j (relative to the symmetry line through disk j , see Ref. [85, Fig. 2]). It is expressed in terms of the Fourier coefficients $A_{jm;n}$ of the normal derivative of the n th wave function $\psi_n(\mathbf{r})$ on the boundary of disk j , $\mathbf{n}(\theta_j) \cdot \nabla \psi_n(r_j = a, \theta_j) = \sum_m A_{jm;n} \exp(im\theta_j)$. In A_2 -representation one has for all disks $A_{1m;n} = A_{2m;n} = A_{3m;n} = A_{m;n}$ and antisymmetry in m , $A_{j,-m;n} = -A_{jm;n}$ (in particular $A_{j0;n} = 0$) [77]. The $A_{m;n}$ for $m \in \{1, \dots, m_{\max}\}$ are given by $A_{m;n} = \langle m | L_n \rangle$, i.e. the m th component of the left eigenstate of the matrix $M_{mm'}$, Eq. (A.1).

The sum over $m \in \{-m_{\max}, \dots, m_{\max}\}$ in Eq. (A.21) can be computed efficiently on an equidistant grid of θ values by one inverse fast Fourier transform (or a type 1 discrete sine transform of half the length by using the symmetries). This is repeated on an equidistant grid in radius r , giving the summand on a polar grid (r, θ) for one disk. For each point \mathbf{r} with local polar coordinates (r_j, θ_j) with respect to each disk j the contribution to ψ_n is evaluated by 2D spline interpolation and summed over j .

Appendix A.4. Husimi representation

The Husimi representation of the (right) resonance state on the boundary phase space of disk j in Birkhoff coordinates (s, p) is given by [85],

$$\mathcal{H}_n(s, p) \propto \left| \sum_{m=-\infty}^{\infty} A_{jm;n} e^{ims} \exp\left(-\frac{(p \operatorname{Re}(k_n a) - m)^2}{2 \operatorname{Re}(k_n a)}\right) \right|^2, \quad (\text{A.22})$$

where in the A_2 -representation $A_{jm;n} = A_{m;n}$. The sum over $m \in \{-m_{\max}, \dots, m_{\max}\}$ in Eq. (A.22) can be computed efficiently on an equidistant grid of $s \in [-\pi, \pi]$ by one inverse fast Fourier transform for each $p \geq 0$. For $p < 0$ holds $\mathcal{H}_n(s, p) = \mathcal{H}_n(-s, -p)$.

References

- [1] A. I. Shnirelman: “Ergodic properties of eigenfunctions (in Russian)”, *Usp. Math. Nauk* **29**, 181–182 (1974).
- [2] Y. Colin de Verdière: “Ergodicité et fonctions propres du laplacien (in French)”, *Commun. Math. Phys.* **102**, 497–502 (1985).
- [3] S. Zelditch: “Uniform distribution of eigenfunctions on compact hyperbolic surfaces”, *Duke. Math. J.* **55**, 919–941 (1987).
- [4] S. Zelditch and M. Zworski: “Ergodicity of eigenfunctions for ergodic billiards”, *Commun. Math. Phys.* **175**, 673–682 (1996).
- [5] A. Bäcker, R. Schubert, and P. Stifter: “Rate of quantum ergodicity in Euclidean billiards”, *Phys. Rev. E* **57**, 5425–5447 (1998), ; erratum *ibid.* **58** (1998) 5192.
- [6] S. Nonnenmacher and A. Voros: “Chaotic eigenfunctions in phase space”, *J. Stat. Phys.* **92**, 431–518 (1998).
- [7] M. V. Berry: “Regular and irregular semiclassical wavefunctions”, *J. Phys. A* **10**, 2083–2091 (1977).
- [8] S. W. McDonald and A. N. Kaufman: “Wave chaos in the stadium: Statistical properties of short-wave solutions of the Helmholtz equation”, *Phys. Rev. A* **37**, 3067–3086 (1988).
- [9] R. Aurich and F. Steiner: “Exact theory for the quantum eigenstates of a strongly chaotic system”, *Physica D* **48**, 445–470 (1991).
- [10] B. Li and M. Robnik: “Statistical properties of high-lying chaotic eigenstates”, *J. Phys. A* **27**, 5509–5523 (1994).
- [11] T. Prosen: “Quantization of generic chaotic 3D billiard with smooth boundary II: Structure of high-lying eigenstates”, *Phys. Lett. A* **233**, 332–342 (1997).
- [12] E. J. Heller: “Bound-state eigenfunctions of classically chaotic Hamiltonian systems: Scars of periodic orbits”, *Phys. Rev. Lett.* **53**, 1515–1518 (1984).
- [13] L. Kaplan: “Scars in quantum chaotic wavefunctions”, *Nonlinearity* **12**, R1–R40 (1999).
- [14] E. G. Vergini: “The semiclassical limit of scar intensities”, *Europhys. Lett.* **110**, 10010 (2015).
- [15] H. Weyl: “Über die asymptotische Verteilung der Eigenwerte”, *Nachr. d. Königl. Ges. d. Wiss. zu Göttingen* **110–117** (1911).
- [16] W. Arendt, R. Nittka, W. Peter, and F. Steiner: “Weyl’s law: Spectral properties of the Laplacian in Mathematics and Physics”, in W. Arendt and W. P. Schleich (editors) “Mathematical Analysis of Evolution, Information, and Complexity”, 1–71, Wiley-VCH (2009).
- [17] Y.-C. Lai and T. Tél: *Transient Chaos: Complex Dynamics on Finite Time Scales*, number 173 in *Applied Mathematical Sciences*, Springer Verlag, New York, 1 edition (2011).
- [18] E. G. Altmann, J. S. E. Portela, and T. Tél: “Leaking chaotic systems”, *Rev. Mod. Phys.* **85**, 869–918 (2013).
- [19] S. Nonnenmacher: “Spectral problems in open quantum chaos”, *Nonlinearity* **24**, R123 (2011).
- [20] M. Novaes: “Resonances in open quantum maps”, *J. Phys. A* **46**, 143001 (2013).
- [21] G. Casati, G. Maspero, and D. L. Shepelyansky: “Quantum fractal eigenstates”, *Physica D* **131**, 311–316 (1999).
- [22] J. P. Keating, M. Novaes, S. D. Prado, and M. Sieber: “Semiclassical structure of chaotic resonance eigenfunctions”, *Phys. Rev. Lett.* **97**, 150406 (2006).
- [23] S. Dyatlov: “An introduction to fractal uncertainty principle”, *J. Math. Phys.* **60**, 081505 (2019).
- [24] S. Nonnenmacher and M. Rubin: “Resonant eigenstates for a quantized chaotic system”, *Nonlinearity* **20**, 1387–1420 (2007).
- [25] G. Pianigiani and J. A. Yorke: “Expanding maps on sets which are almost invariant: Decay and chaos”, *Trans. Amer. Math. Soc.* **252**, 351–366 (1979).
- [26] H. Kantz and P. Grassberger: “Repellers, semi-attractors, and long-lived chaotic transients”, *Physica D* **17**, 75–86 (1985).
- [27] T. Tél: “Escape rate from strange sets as an eigenvalue”, *Phys. Rev. A* **36**, 1502–1505 (1987).

- [28] A. Lopes and R. Markarian: “Open billiards: Invariant and conditionally invariant probabilities on Cantor sets”, *SIAM J. Appl. Math.* **56**, 651–680 (1996).
- [29] M. F. Demers and L.-S. Young: “Escape rates and conditionally invariant measures”, *Nonlinearity* **19**, 377–397 (2006).
- [30] S.-Y. Lee, S. Rim, J.-W. Ryu, T.-Y. Kwon, M. Choi, and C.-M. Kim: “Quasiscattered resonances in a spiral-shaped microcavity”, *Phys. Rev. Lett.* **93**, 164102 (2004).
- [31] S. Shinohara and T. Harayama: “Signature of ray chaos in quasibound wave functions for a stadium-shaped dielectric cavity”, *Phys. Rev. E* **75**, 036216 (2007).
- [32] J. Wiersig and M. Hentschel: “Combining directional light output and ultralow loss in deformed microdisks”, *Phys. Rev. Lett.* **100**, 033901 (2008).
- [33] S. Shinohara, M. Hentschel, J. Wiersig, T. Sasaki, and T. Harayama: “Ray-wave correspondence in limaçon-shaped semiconductor microcavities”, *Phys. Rev. A* **80**, 031801(R) (2009).
- [34] S. Shinohara, T. Harayama, T. Fukushima, M. Hentschel, T. Sasaki, and E. E. Narimanov: “Chaos-assisted directional light emission from microcavity lasers”, *Phys. Rev. Lett.* **104**, 163902 (2010).
- [35] T. Harayama and S. Shinohara: “Ray-wave correspondence in chaotic dielectric billiards”, *Phys. Rev. E* **92**, 042916 (2015).
- [36] J. Kullig and J. Wiersig: “Frobenius–Perron eigenstates in deformed microdisk cavities: non-Hermitian physics and asymmetric backscattering in ray dynamics”, *New J. Phys.* **18**, 015005 (2016).
- [37] S. Bittner, K. Kim, Y. Zeng, Q. J. Wang, and H. Cao: “Spatial structure of lasing modes in wave-chaotic semiconductor microcavities”, *New J. Phys.* **22**, 083002 (2020).
- [38] R. Ketzmerick, K. Clauß, F. Fritzsche, and A. Bäcker: “Chaotic resonance modes in dielectric cavities: Product of conditionally invariant measure and universal fluctuations”, *Phys. Rev. Lett.* **129**, 193901 (2022).
- [39] K. Clauß, M. J. Körber, A. Bäcker, and R. Ketzmerick: “Resonance eigenfunction hypothesis for chaotic systems”, *Phys. Rev. Lett.* **121**, 074101 (2018).
- [40] K. Clauß, E. G. Altmann, A. Bäcker, and R. Ketzmerick: “Structure of resonance eigenfunctions for chaotic systems with partial escape”, *Phys. Rev. E* **100**, 052205 (2019).
- [41] M. Novaes, J. M. Pedrosa, D. Wisniacki, G. G. Carlo, and J. P. Keating: “Quantum chaotic resonances from short periodic orbits”, *Phys. Rev. E* **80**, 035202(R) (2009).
- [42] L. Ermann, G. G. Carlo, and M. Saraceno: “Localization of resonance eigenfunctions on quantum repellers”, *Phys. Rev. Lett.* **103**, 054102 (2009).
- [43] J. M. Pedrosa, D. Wisniacki, G. G. Carlo, and M. Novaes: “Short periodic orbit approach to resonances and the fractal Weyl law”, *Phys. Rev. E* **85**, 036203 (2012).
- [44] G. G. Carlo, R. M. Benito, and F. Borondo: “Theory of short periodic orbits for partially open quantum maps”, *Phys. Rev. E* **94**, 012222 (2016).
- [45] J. Montes, G. G. Carlo, and F. Borondo: “Average localization of resonances on the quantum repeller”, *arXiv:2301.04135 [quant-ph]* (2023).
- [46] H. Schomerus and J. Tworzydło: “Quantum-to-classical crossover of quasibound states in open quantum systems”, *Phys. Rev. Lett.* **93**, 154102 (2004).
- [47] M. Kopp and H. Schomerus: “Fractal Weyl laws for quantum decay in dynamical systems with a mixed phase space”, *Phys. Rev. E* **81**, 026208 (2010).
- [48] J. Hall, S. Malzard, and E.-M. Graefe: “Semiclassical Husimi distributions of Schur vectors in non-Hermitian quantum systems”, *Phys. Rev. Lett.* **131**, 040402 (2023), preprint: arXiv:2211.15336 [quant-ph].
- [49] J. Sjöstrand: “Geometric bounds on the density of resonances for semiclassical problems”, *Duke Math. J.* **60**, 1–57 (1990).
- [50] M. Zworski: “Dimension of the limit set and the density of resonances for convex co-compact hyperbolic surfaces”, *Invent. math.* **136**, 353–409 (1999).
- [51] K. K. Lin: “Numerical study of quantum resonances in chaotic scattering”, *J. Comput. Phys.*

- 176**, 295–329 (2002).
- [52] W. T. Lu, S. Sridhar, and M. Zworski: “Fractal Weyl laws for chaotic open systems”, *Phys. Rev. Lett.* **91**, 154101 (2003).
 - [53] S. Nonnenmacher and M. Zworski: “Fractal Weyl laws in discrete models of chaotic scattering”, *J. Phys. A* **38**, 10683 (2005).
 - [54] S. Nonnenmacher: “Fractal Weyl law for open chaotic maps”, in J. Asch and A. Joye (editors) “Mathematical Physics of Quantum Mechanics”, volume 690 of *Lect. Notes Phys.*, 435–450, Springer Berlin Heidelberg (2006).
 - [55] J. A. Ramilowski, S. D. Prado, F. Borondo, and D. Farrelly: “Fractal Weyl law behavior in an open Hamiltonian system”, *Phys. Rev. E* **80**, 055201(R) (2009).
 - [56] A. Eberspächer, J. Main, and G. Wunner: “Fractal Weyl law for three-dimensional chaotic hard-sphere scattering systems”, *Phys. Rev. E* **82**, 046201 (2010).
 - [57] A. Potzuweit, T. Weich, S. Barkhofen, U. Kuhl, H.-J. Stöckmann, and M. Zworski: “Weyl asymptotics: From closed to open systems”, *Phys. Rev. E* **86**, 066205 (2012).
 - [58] M. J. Körber, M. Michler, A. Bäcker, and R. Ketzmerick: “Hierarchical fractal Weyl laws for chaotic resonance states in open mixed systems”, *Phys. Rev. Lett.* **111**, 114102 (2013).
 - [59] G. G. Carlo, D. A. Wisniacki, L. Ermann, R. M. Benito, and F. Borondo: “Classical transients and the support of open quantum maps”, *Phys. Rev. E* **87**, 012909 (2013).
 - [60] S. Nonnenmacher, J. Sjöstrand, and M. Zworski: “Fractal Weyl law for open quantum chaotic maps”, *Ann. Math.* **179**, 179–251 (2014).
 - [61] D. Borthwick: “Distribution of resonances for hyperbolic surfaces”, *Experimental Mathematics* **23**, 25–45 (2014).
 - [62] S. Dyatlov and L. Jin: “Resonances for open quantum maps and a fractal uncertainty principle”, *Commun. Math. Phys.* **354**, 269–316 (2017).
 - [63] J. Wiersig and J. Main: “Fractal Weyl law for chaotic microcavities: Fresnel’s laws imply multifractal scattering”, *Phys. Rev. E* **77**, 036205 (2008).
 - [64] S. Nonnenmacher and E. Schenck: “Resonance distribution in open quantum chaotic systems”, *Phys. Rev. E* **78**, 045202(R) (2008).
 - [65] E. Bogomolny, R. Dubertrand, and C. Schmit: “Trace formula for dielectric cavities: General properties”, *Phys. Rev. E* **78**, 056202 (2008).
 - [66] E. Bogomolny, N. Djellali, R. Dubertrand, I. Gozhyk, M. Lebental, C. Schmit, C. Ulysse, and J. Zyss: “Trace formula for dielectric cavities. II. Regular, pseudointegrable, and chaotic examples”, *Phys. Rev. E* **83**, 036208 (2011).
 - [67] B. Gutkin and V. A. Osipov: “Universality in spectral statistics of open quantum graphs”, *Phys. Rev. E* **91**, 060901(R) (2015).
 - [68] M. Schönwetter and E. G. Altmann: “Quantum signatures of classical multifractal measures”, *Phys. Rev. E* **91**, 012919 (2015).
 - [69] N. Mertig and A. Shudo: “Open quantum maps from complex scaling of kicked scattering systems”, *Phys. Rev. E* **97**, 042216 (2018).
 - [70] H. Yoshino, N. Mertig, and A. Shudo: “Uniform hyperbolicity of a class of scattering maps”, *arXiv:2308.09088 [nlin.CD]* (2023).
 - [71] K. Clauß, F. Kunzmann, A. Bäcker, and R. Ketzmerick: “Universal intensity statistics of multifractal resonance states”, *Phys. Rev. E* **103**, 042204 (2021).
 - [72] K. Clauß and R. Ketzmerick: “Local random vector model for semiclassical fractal structure of chaotic resonance states”, *J. Phys. A* **55**, 204006 (2022).
 - [73] B. Eckhardt: “Fractal properties of scattering singularities”, *J. Phys. A* **20**, 5971–5979 (1987).
 - [74] P. Cvitanović and B. Eckhardt: “Periodic-orbit quantization of chaotic systems”, *Phys. Rev. Lett.* **63**, 823–826 (1989).
 - [75] P. Gaspard and S. A. Rice: “Scattering from a classically chaotic repeller”, *J. Chem. Phys.* **90**, 2225–2241 (1989).
 - [76] P. Gaspard and S. A. Rice: “Semiclassical quantization of the scattering from a classically chaotic

- repellor”, *J. Chem. Phys.* **90**, 2242–2254 (1989).
- [77] P. Gaspard and S. A. Rice: “Exact quantization of the scattering from a classically chaotic repeller”, *J. Chem. Phys.* **90**, 2255–2262 (1989).
- [78] B. Eckhardt, G. Russberg, P. Cvitanovic, P. E. Rosenqvist, and P. Scherer: “Pinball scattering”, in G. Casati and B. V. Chirikov (editors) “Quantum chaos: between order and disorder”, 405–433, Cambridge University Press, Cambridge (1995).
- [79] A. Wirzba: “Quantum mechanics and semiclassics of hyperbolic n -disk scattering systems”, *Phys. Rep.* **309**, 1–116 (1999).
- [80] P. Cvitanović, R. Artuso, R. Mainieri, G. Tanner, and G. Vattay: *Chaos: Classical and Quantum*, Niels Bohr Inst., Copenhagen, 17 edition (2020).
- [81] L. Vacossin: “Improved fractal Weyl upper bound in obstacle scattering”, [arXiv:2301.11077 \[math.AP\]](https://arxiv.org/abs/2301.11077) (2023).
- [82] S. Nonnenmacher and M. Zworski: “Quantum decay rates in chaotic scattering”, *Acta Math.* **203**, 149–233 (2009).
- [83] S. Barkhofen, T. Weich, A. Potzuweit, H.-J. Stöckmann, U. Kuhl, and M. Zworski: “Experimental observation of the spectral gap in microwave n -disk systems”, *Phys. Rev. Lett.* **110**, 164102 (2013).
- [84] L. Vacossin: “Spectral gap for obstacle scattering in dimension 2”, [arXiv:2201.08259 \[math.SP\]](https://arxiv.org/abs/2201.08259) (2022).
- [85] T. Weich, S. Barkhofen, U. Kuhl, C. Poli, and H. Schomerus: “Formation and interaction of resonance chains in the open three-disk system”, *New J. Phys.* **16**, 033029 (2014).
- [86] W. Lu, M. Rose, K. Pance, and S. Sridhar: “Quantum resonances and decay of a chaotic fractal repeller observed using microwaves”, *Phys. Rev. Lett.* **82**, 5233–5236 (1999).
- [87] K. Pance, W. Lu, and S. Sridhar: “Quantum fingerprints of classical Ruelle-Pollicott resonances”, *Phys. Rev. Lett.* **85**, 2737–2740 (2000).
- [88] W. Lu, L. Viola, K. Pance, M. Rose, and S. Sridhar: “Microwave study of quantum n -disk scattering”, *Phys. Rev. E* **61**, 3652–3663 (2000).
- [89] S. Barkhofen, P. Schütte, and T. Weich: “Semiclassical formulae for Wigner distributions”, *J. Phys. A* **55**, 244007 (2022).
- [90] P. Schütte, T. Weich, and S. Barkhofen: “Meromorphic continuation of weighted zeta functions on open hyperbolic systems”, *Commun. Math. Phys.* **398**, 655–678 (2023).
- [91] P. Cvitanović and B. Eckhardt: “Symmetry decomposition of chaotic dynamics”, *Nonlinearity* **6**, 277–311 (1993).
- [92] E. Ott: *Chaos in Dynamical Systems*, Cambridge University Press, Cambridge, United Kingdom, 2nd edition (2002).
- [93] G.-H. Hsu, E. Ott, and C. Grebogi: “Strange saddles and the dimensions of their invariant manifolds”, *Phys. Lett. A* **127**, 199–204 (1988).
- [94] T. Tél and M. Gruiz: *Chaotic Dynamics – An Introduction Based on Classical Mechanics*, Cambridge University Press, Cambridge, United Kingdom (2006).
- [95] G. Veble, T. Prosen, and M. Robnik: “Expanded boundary integral method and chaotic time-reversal doublets in quantum billiards”, *New J. Phys.* **9**, 15 (2007).
- [96] Y. Pei, B. Dietz, and L. Huang: “Quantizing neutrino billiards: an expanded boundary integral method”, *New J. Phys.* **21**, 073039 (2019).
- [97] K. Życzkowski and H.-J. Sommers: “Truncations of random unitary matrices”, *J. Phys. A* **33**, 2045–2057 (2000).
- [98] E. Bogomolny: “Asymptotic mean density of sub-unitary ensembles”, *J. Phys. A* **43**, 335102 (2010).
- [99] A. Bäcker, S. Fürstberger, and R. Schubert: “Poincaré Husimi representation of eigenstates in quantum billiards”, *Phys. Rev. E* **70**, 036204 (2004).
- [100] See high-resolution resonance mode in Fig. S7 of supplemental material of [38] at <https://dx.doi.org/10.25532/OPARA-191>.

- [101] F. Rellich: “Darstellung der Eigenwerte von $\Delta u + \lambda u = 0$ durch ein Randintegral”, [Math. Z. **46**, 635–636](#) (1940).
- [102] M. V. Berry and M. Wilkinson: “Diabolical points in the spectra of triangles”, [Proc. R. Soc. Lon. A](#) (1984).
- [103] P. A. Boasman: “Semiclassical accuracy for billiards”, [Nonlinearity **7**, 485–537](#) (1994).
- [104] J. Lin: “Divergence measures based on the Shannon entropy”, [IEEE Transactions on Information Theory **37**, 145–151](#) (1991).