
VIEWMIX: AUGMENTATION FOR ROBUST REPRESENTATION IN SELF-SUPERVISED LEARNING

A PREPRINT

Arjon Das

Department of Computer Science
University of Nebraska at Omaha
Omaha, NE 68182
arjondas@unomaha.edu

Xin Zhong

Department of Computer Science
University of Nebraska at Omaha
Omaha, NE 68182
xzhong@unomaha.edu

September 8, 2023

ABSTRACT

Joint Embedding Architecture-based self-supervised learning methods have attributed the composition of data augmentations as a crucial factor for their strong representation learning capabilities. While regional dropout strategies have proven to guide models to focus on lesser indicative parts of the objects in supervised methods, it hasn't been adopted by self-supervised methods for generating positive pairs. This is because the regional dropout methods are not suitable for the input sampling process of the self-supervised methodology. Whereas dropping informative pixels from the positive pairs can result in inefficient training, replacing patches of a specific object with a different one can steer the model from maximizing the agreement between different positive pairs. Moreover, joint embedding representation learning methods have not made robustness their primary training outcome. To this end, we propose the ViewMix augmentation policy, specially designed for self-supervised learning, upon generating different views of the same image, patches are cut and pasted from one view to another. By leveraging the different views created by this augmentation strategy, multiple joint embedding-based self-supervised methodologies obtained better localization capability and consistently outperformed their corresponding baseline methods. We also demonstrate that incorporating ViewMix augmentation policy promotes robustness of the representations in the state-of-the-art methods. Furthermore, our experimentation and analysis of compute times suggest that ViewMix augmentation doesn't introduce any additional overhead compared to other counterparts.

1 Introduction

Dependence on a large amount of annotated training data is one of the limiting factors when performing accurate predictive tasks through supervised learning. To improve the training efficiency and performance of deep learning models, researchers, on the one hand, explore the enrichment of data, for instance, with augmentation, and on the other hand, investigate unsupervised and semi-supervised learning techniques to reduce data dependency.

Self-supervised learning (SSL) in computer vision, especially the joint embedding architectures for representation learning, has gained plenty of traction in recent years, with some methods performing as well as the state-of-the-art supervised methods without needing any labeled samples during the pretraining stage. While data augmentation techniques have proven to be quite effective in ensuring better training efficacy of supervised learning, they play an even more crucial role in self-supervised pretraining methods for obtaining good representations.

Thorough experimentations Chen et al. [2020a], Bardes et al. [2021], Zbontar et al. [2021], Caron et al. [2021], Grill et al. [2020], over the recent years have shown that augmentation policies like random cropping, random flipping, color distortions, and gaussian blur compounded on top of each other have proven to be very effective means of transformation for the pretext task. Whether it's contrastive, non-contrastive, redundancy reduction, or asymmetric network methods, these augmentation policies are regularly incorporated in the recent SSL training schemes to produce different views of the same image sample. Here, the term 'view' Chuang et al. [2022] refers to a transformed image produced after




Figure 1: Visualization of Cutout, CutMix and ViewMix augmentation.

applying multiple data augmentation techniques. Exposing models to different views and optimizing for maximum agreement between the views have demonstrated significant improvement in self-supervised representation learning.

Besides the representative property of the learned features, only a few SSL methods Chuang et al. [2022], Yan et al. [2022] targeted the robustness against noisy data. The robustness refers to the learned representation’s insensitivity or invariance to the distortions or augmentations on the inputs. Thus, as long as the inputs are the same image, the learned representation should be intact regardless of the augmentations. Since the joint embedding architectures experience aggressive forms of image transformations, the models become invariant Ericsson et al. [2022] to certain distortions. Combining SSL methods has even considerably improved the label noise robustness of supervised methods Ghosh and Lan [2021]. The widespread deployment of deep neural networks in many downstream real-world tasks has made the importance of robustness more appropriate.

Similar to self-supervised learning, robustness, and generalization for unseen shape variations can be obtained by better localization capability Song et al. [2019]. On the contrary, deep learning models often face the problem of focusing too much on the small intermediate set of activations or local patches of information. Adopting this narrow outlook provides a weaker representation of general downstream tasks. Although regional dropout (the process of removing informative pixels) strategies DeVries and Taylor [2017], Zhang et al. [2017], Yun et al. [2019] are suitable for solving this issue for supervised learning, leading techniques are Zhang et al. [2017], Yun et al. [2019] not appropriate in self-supervised settings. Because part of their optimization relies on utilizing the newly generated mixed labels and SSL techniques don’t rely on labels. On top of that such data mixup methods Zhang et al. [2017], Yun et al. [2019], potentially situated in between different classes, don’t include any complementary information in the sample in question. On the other hand, Cutout DeVries and Taylor [2017] can lead to training inefficiency due to missing pixels. Moreover, we argue that the current SSL methods’ lack of attending local features also results in learning suboptimal feature representations. Due to the correlation of local features with robustness Song et al. [2019], this lack also results in substandard robustness.

In this paper, we propose a novel image augmentation strategy that is particularly designed for self-supervised learning – **ViewMix**, which has three main advantages. (i) By simply patching one view on top of another to impose a regional dropout and replacement scenario, ViewMix can be flexibly integrated with different joint embedding learning architectures; (ii) Adding ViewMix along with the standard SimCLR-like image augmentation protocol, we find that the learned representations from multiple state-of-the-art joint embedding learning methods consistently outperform their corresponding baseline (or non-ViewMix) counterparts on linear evaluations of representative property. (iii) We show that the learned representations from adopting ViewMix with different joint embedding architectures have higher robustness than their corresponding baselines in standard linear classification testing with previously unseen noises.

2 Related work

Unsupervised representation learning frameworks are mostly formulated as generative or discriminative methods. Generative methods learn to generate new data instances from input data. Learning the data generation process of such models imposes learning the data distribution of the inputs, resulting in intermediate feature maps that can be utilized for input representation. For instance, Masked autoencoders He et al. [2022] have demonstrated to learn strong pretext tasks through learning to reconstruct holistic visual concepts. Whereas generative methods learn the distribution of data and utilize the intermediate feature maps as image representations, discriminative methods learn to differentiate between types of data instances. Many self-supervised methodologies follow this goal to maximize agreement between different views of the same image and minimize between different ones. Recently, there has been the emergence of non-contrastive methods as well which eliminates the requirements of negative samples necessary for the discriminative methods. In this section, we will briefly discuss some of these approaches and analyze the literature concerning the ViewMix augmentation.

Discriminative methods, particularly contrastive methods have mostly occupied the state-of-the-art chart in self-supervised learning. Chen *et al.* proposed the SimCLR Chen et al. [2020a] method, which is a simple framework for learning representations in a self-supervised manner. This framework introduced augmentation-oriented representations

learning methodology in addition to the use of projection heads with encoders to establish an excellent learned representation. NNCLR Dwivedi et al. [2021] has extended this instance discrimination task to include non-trivial positives between augmented samples of the same images and among different images. These positive samples of near-neighbors are drawn from a support set of image embeddings. NNCLR along with other methods, e.g. MoCo Chen et al. [2020b], has adopted memory banks in their scheme to maintain the support set of nearest neighbors. This increases the complexity of the training schemes and causes a large overhead in memory requirements. Additionally, all the contrastive approaches often require comparing each sample with many other samples optimally and the performance varies by the quality of the negative sample pairing. This begs the question of whether the negative pairing is essential.

Recently many clustering, asymmetric network learning, and redundancy reduction methods have emerged. For instance, DeepCluster Tian et al. [2017] bootstraps previous versions of its representations to produce targets for the next one. The method clusters data points using current representations which helps it to avoid the usage of negative pairs. Dissimilar to DeepCluster, BYOL Grill et al. [2020] proposes image representation learning with online and target networks that interact and learn from each other. The method also employs a slow-moving average of the online network on the target network to encourage encoding more information within the online projection. Zbontar *et al.* Zbontar et al. [2021] proposes Barlow Twins which produces a cross-correlation matrix of the representations close to the identity matrix, forcing strong correlation within each dimension of the representations between the two siamese branches, and decor-relates the pairs of different dimensions. But the method relies heavily on batch normalization which prevents collapse when working with only positive samples. Non-contrastive methods like VICReg Bardes et al. [2021], VIBCRG Lee and Aune [2021], VICRegL Bardes et al. [2022] have also been formulated to answer that question. Although these different classes of methodologies propose different ideas, they identify and address the sensitivity to choosing the composition of image transformations to result in better image representations. Furthermore, Chen *et al.* Chen et al. [2020a] pointed out that applying cropping in composition with strong color jitters in SSL pretraining has rendered better performance than complex supervised augmentation policies.

The current state of self-supervised methodologies dominantly uses cropping, horizontal flip, color jitter, Gaussian filter, gray-scaling, and solarization. An investigation to identify other augmentations is of great interest, which can reinforce the performance of the SSL methodologies. In addition, state-of-the-art joint embedding learning mainly focuses on how representative the learned features are, and the invariance or robustness is one of the training methods. Through experimentation and analysis, we have proposed a new augmentation policy ViewMix, which is suitable to the self-supervised learning methods. Unlike the previous methodologies, we highlight robustness as one of the primary training outcomes, along with superior image representations. Experimentation shows that adopting ViewMix on top of base sets of augmentations during the pretraining of multiple self-supervised methods has consistently resulted in higher linear evaluation accuracy than their base counterpart.

3 ViewMix

This section presents the ViewMix augmentation in detail. Section 3.1 discusses the design motivations behind ViewMix. Section 3.2 describes the ViewMix algorithm. Section 3.3 talks about the flexibility when using ViewMix in SSL schemes.

3.1 Motivation

Recent research in joint embedding learning has strongly suggested that augmentation policies play a crucial role in obtaining better representations. Correct selection of augmentations is critical that using a simple composition of scaling and color distortion during the self-supervised training can guide the model to gain higher linear evaluation accuracy than adopting some of the most sophisticated augmentation policies practiced in supervised techniques. On the other hand, regional dropout and replacement strategies have demonstrated their ability to enhance performance in classification tasks by incentivizing feature extractors to focus on less discriminative parts of objects, thus obtaining better object localization capability. Furthermore, joint embedding representation learning methods did not control the robustness as their primary training outcome, although some of them applied robustness/invariance as one of the training methods for representative features. Motivated by these facts, we have formulated the ViewMix augmentation. Specifically, ViewMix initiates a regional dropout and replacement strategy appropriate for the SSL frameworks.

While regional dropout augmentation strategies, for instance, Cutout augmentation, encourage focusing on inconspicuous parts of the object, the dropping of pixels makes the learning process inefficient due to introducing blank information. Although masked autoencoders He et al. [2022] work very well by simply applying heavy information dropout, they only work with ViT-based Dosovitskiy et al. [2020] architectures. On the contrary, CutMix Yun et al. [2019] augmentation mitigates the learning inefficiency of Cutout augmentation by filling in blank pixels of the training sample with a patch from another object sample. Although the method has proven effective for supervised methods,

Table 1: Summarization of Cutout, CutMix, and ViewMix.

	Cutout	CutMix	ViewMix
Regional dropout	✓	✓	✓
Full image utilization	✗	✓	✓
Suitable for SSL	✓	✗	✓

such augmentation does not fit well with joint embedding learning, where maximizing agreement between different views of the same image is the goal. Since CutMix replaces image regions with a patch of another image, incorporating it in joint embedding learning introduces different views referring to two different classes of objects rather than from a single one. In such a scenario, the objective of the SSL training doesn’t correlate with the augmentation. Later in the experiment section, we will observe that CutMix establishes a more impaired pretraining condition for SSL.

We designed ViewMix augmentation specifically to address the issues mentioned earlier by Cutout and CutMix under the SSL criteria. The augmentation is inspired by Cutout and CutMix and is suitable for joint embedding learning architectures. Unlike CutMix, which replaces the region of the training sample with a patch of a different image of a different class, ViewMix takes two different views of the same image, replacing the region of one of the views with a patch from the other. The views are generated from the standard SSL transformations of the original image. The key differences between Cutout, CutMix, and ViewMix are summarized in table 1.

Fig: 2 illustrates the ViewMix augmentation process. First, the original image is processed through two transformations of the same distribution to generate two unique views, A and B . Then, we replace the region of A with a random patch sampled from view B . After patching, a new view A' is formulated, which continues to the SSL pretraining process.

3.2 Algorithm

ViewMix augmentation is designed to leverage the transformation stage of the recent joint embedding learning schemes. During pretraining, for a given image $x \in \mathbb{R}^{W \times H \times 3}$, sampled from dataset \mathcal{D} , t_1, t_2, \dots, t_n transformations are applied to produce n different views $v_1 = t_1(x), v_2 = t_2(x), \dots, v_n = t_n(x)$. Here, t_1, t_2, \dots, t_n are sampled from a distribution \mathcal{T} , $n > 1$, and W and H is the width and height of each input image. In most joint embedding learning processes, each of these transformations is a predominantly random crop of the sample x followed by color distortions. The goal of the ViewMix augmentation is to generate a new training sample \tilde{x} by masking two different views produced by any two transformations t_a and t_b from distribution \mathcal{T} with mask \mathbf{M} . Here, $\mathbf{M} \in \{0, 1\}^{W \times H}$ is a binary mask used to indicate the pixel information to be swapped by the ones of a different view. The sample \tilde{x} is then used to continue the joint embedding training. We define the augmentation process as follows:

$$v_a = t_a(x), \quad (1)$$

$$v_b = t_b(x), \quad (2)$$

$$\tilde{x} = \mathbf{M} \odot v_a + (1 - \mathbf{M}) \odot v_b. \quad (3)$$

The masking region of \mathbf{M} is filled by 0 and the remaining by 1. Consequently, the region with 0’s replaces the pixel information with another view’s information while the region with 1’s is kept intact. The masking region is defined by a bounding box containing center point coordinates (b_x, b_y) and b_w and b_h as the width and height of the bounding box, respectively. Given a view of width W and height H , we obtain b_x and b_y by uniformly sampling from the range $[0, W]$ and $[0, H]$. The width $b_w = \lambda \times W$ and height $b_h = \lambda \times H$ of the bounding box preserve the aspect ratio of the original view. λ is a fraction uniformly sampled from the range $[r_{min}, r_{max}]$, where $0 < r_{min} < r_{max} < 1$. r_{min} and r_{max} can be exposed as hyperparameters to guide the area of the randomly replaced view per augmentation.

3.3 Flexibility

To produce a single sample of ViewMix augmented image; first, we need to run two transformations to generate two different views of the image. The transformation pipeline is inspired by the standard SimCLR framework and each of these transformations t_i (sampled from the distribution \mathcal{T}) consists of random cropping followed by multiple color distortion operations and random horizontal flips. It seems like the ViewMix augmentation initiates a lot of computational overhead. However, since most joint embedding learning architecture requires generating two or more

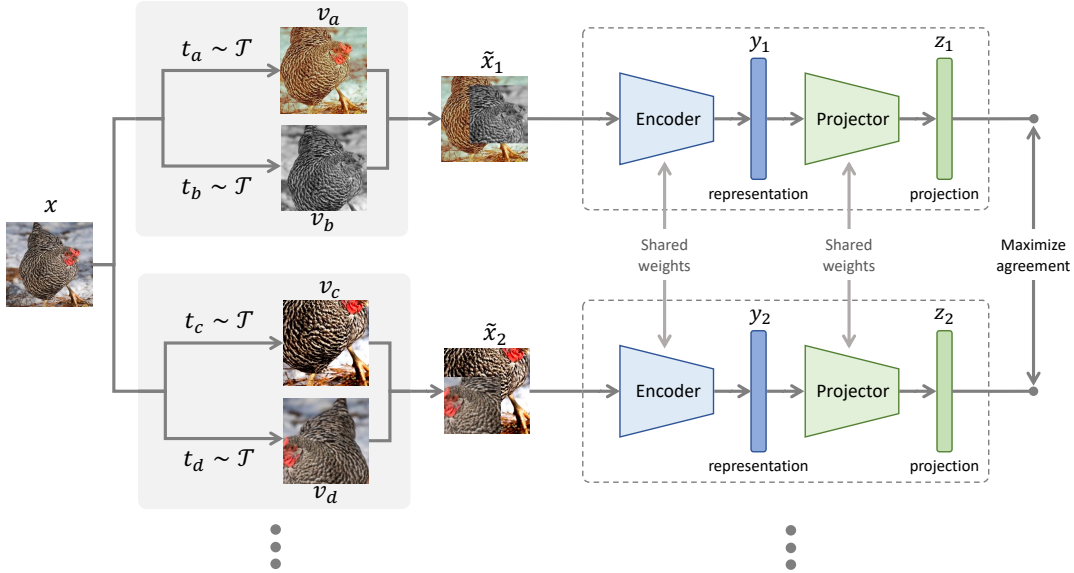


Figure 2: Summary of ViewMix augmentation.

views from a single sample, we can use those views directly in our augmentation to formulate the final augmented input. This implementation trick prevents ViewMix from initiating any additional transformations; hence there is no additional computational overhead. Consequently, ViewMix augmentation is flexibly integrated with most joint embedding learning schemes, whether it is a contrastive, asymmetric network, redundancy reduction, or non-contrastive method.

4 Experiments and Analysis

In this section, we evaluate the representations learned by multiple self-supervised method-based pretraining when applied with ViewMix. The evaluation focuses on ViewMix’s efficacy in improving the localizability and generalizability of representations obtained from these pre-trainings. The evaluation process is three-fold. First, we evaluate the learned representations with linear classification applied to five different SSL methods. We demonstrate that the addition of the ViewMix improves the linear classification accuracy across five different popular SSL methods, namely SimCLR, VICReg, BYOL, Barlow Twins, and VlbCReg, compared to their corresponding base composition of transformations. Second, we evaluate the robustness of the representations obtained from these pre-trainings. In that manner, we show that the ViewMix augmentation policy consistently improves frozen linear classification accuracy even when introduced with previously unseen augmentations, indicating robustness in the representations. Third, to further evaluate the effectiveness of downstream tasks, we finetuned the model for multiple few-shot recognition tasks and a segmentation task. Due to computational constraints, we kept our pretraining limited mostly to the CIFAR10 dataset. For segmentation evaluation, we pre-trained on ImageNet dataset with SimCLR, VICReg, and Barlow Twins method paired with different augmentation strategies. We also visualize and compare the Class Activation Mappings (CAM) of different augmentations and analyze their effects. Finally, we analyze if there is any computational overhead introduced by our proposed method.

4.1 Linear Evaluation

Evaluation Method. For evaluation, we have selected five joint embedding-based SSL methods: SimCLR, VICReg, VlbCReg, BYOL, and Barlow Twins. ResNet-18 architecture is used as the backbone for all the methods. All the SSL methods have the same composition of transformations. Specifically, the SSL frameworks include the five standard image transformations randomly applied and compounded on top of each other. These transformations are Cropping + Rescaling, Color Jitter, Grayscale, Gaussian, and Solarization. We pre-train each of the SSL methods with and without the ViewMix augmentation and freeze the weights. We remove the projection layer and attach a linear layer (initialized with random weights) with the frozen weights of the backbone and train for classification. The corresponding validation accuracy of the finally obtained classifier is linear evaluation accuracy. In all experiments, we train the linear classifier

Table 2: Linear Evaluation accuracy of SimCLR, VICReg, BYOL, Barlow, VIBcReg with Baseline, Cutout, ViewMix and Cutout+ViewMix augmentation, after 1000 epochs and CutMix augmentation after 200 epochs of pretraining on CIFAR-10 dataset.

ResNet-18	Epochs	SimCLR		VICReg		BYOL		Barlow		VIBcReg	
		Top-1	Top-5	Top-1	Top-5	Top-1	Top-5	Top-1	Top-5	Top-1	Top-5
Num of Params: 11.17M											
Baseline	1000	90.24	99.72	90.52	99.64	91.98	99.81	91.43	99.78	88.55	99.63
+ Cutout	1000	91.07	99.80	91.86	99.76	92.39	99.85	91.78	99.80	89.62	99.69
+ ViewMix	1000	91.44	99.79	92.26	99.78	92.55	99.87	91.80	99.85	90.89	99.81
+ (Cutout+ViewMix)	1000	91.32	99.72	91.66	99.77	92.45	99.78	90.58	99.74	90.54	99.76
Num of Params: 11.17M											
Baseline	200	85.18	99.50	89.37	99.60	86.07	99.6	87.47	99.62	85.97	99.48
+ CutMix	200	67.03	97.39	74.74	98.18	71.11	97.6	71.57	97.67	N/A	N/A
+ ViewMix	200	85.72	99.50	90.17	99.74	84.15	99.48	86.08	99.66	87.94	99.71

Table 3: Linear Evaluation (Partial ImageNet) and Segmentation Finetuning (Oxford-IIIT Pet) results

ResNet-18 Num of Params: 11.17M	Linear Classification ImageNet		Semantic Segmentation Oxford-IIIT Pet (Finetune)
	Top-1 (%)	Top-5 (%)	IoU
	SimCLR	74.62	93.26
+ Cutout	74.84	93.46	0.8952
+ ViewMix	74.52	93.44	0.8989
VICReg	75.94	93.48	0.8928
+ Cutout	75.74	93.26	0.8906
+ ViewMix	75.40	93.38	0.8919
Barlow	76.70	93.60	0.8928
+ Cutout	76.26	93.54	0.8940
+ ViewMix	76.02	93.98	0.8943

for 100 epochs using the Adam optimizer with labeled training set data. The performance comparison across all the SSL methods with and without the ViewMix augmentation along with the base standard augmentations helps portray the superiority of the learned representations on downstream computer vision tasks.

Image Transformation Details. SSL frameworks depend heavily on image transformations to produce different views of the same object. The following are the brief details of augmentations that are applied during the training: (i) Image cropping with random sizes from 75% to 100% of the original area; (ii) Random horizontal flip of the images with 0.5 probability; (iii) Random Color Jittering with a probability of 0.8; (iv) Random Gaussian Filter with a probability of 0.2; (v) Gray-scaling with a probability of 0.2; (vi) Solarization with a probability of 0.2; and (vii) ViewMix with a probability of 0.33 (if applied).

Some of the transformation intensities have minor variations depending on which SSL methods it is applied to. But the random application of ViewMix is kept to 33% on all the methods and the area is randomly selected between 30% to 60% of the area.

Analysis of Results. Table 2 illustrates linear evaluation accuracy of different self-supervised learning methods which represent ViewMix augmentation policy against the base transformations. We can observe that the addition of ViewMix increases the linear evaluation accuracy in all cases. For some methods, significant accuracy gain upon the addition of ViewMix can be obtained. For instance, VIBcReg improves by **+2.34%** and VICReg improves by **+1.74%** when the pretraining has ViewMix augmentation policy along with the SimCLR-style baseline augmentations. Table 3 demonstrates the linear evaluation accuracy of different SSL methods on the Imagenet dataset. Although ViewMix’s top-1 accuracy of the linear classification is slightly lower, it provides a better representation of the semantic segmentation on the Oxford-IIIT Pet dataset. We notice that ViewMix continuously increases the performance as we increase the size of the dataset. As we are approaching the upper limits on what our current training hardware can allow, we conjecture that if we train with a much larger number of examples and expand the parameter search, ViewMix could further improve the classification accuracy and provide better regularization.

ViewMix and CutMix. The ViewMix augmentation has some of the resemblance and characteristics of CutMix, yet when applied to Joint Embedding SSL methods, they fall apart. Firstly, apart from the better localization effect,

CutMix offers mixed labels, which is unnecessary in the case of SSL. Secondly, joint embedding learnings are focused on maximizing agreement between different views of an object. Since CutMix patches another object class onto the input image, the optimization toward view agreement becomes confusing because the model is experiencing samples containing a patch of a different object class. Consequently, CutMix results in suboptimal self-supervised learning. We can observe these behaviors in Table 2, comparing the linear evaluation accuracy of ViewMix and CutMix on multiple state-of-the-art joint embedding-based SSL methods. In 200 epoch pretraining, CutMix augmentation with different SSL methods has consistently performed worse than their corresponding baselines, and ViewMix has shown improvement upon the baseline. In the case of VIBcReg, in all the training iterations, the pretraining failed to finish with CutMix.

Comparison with VICRegL. VICRegL Bardes et al. [2022] is a recently proposed self-supervised technique to learn features at a global and local scale. It utilizes the VICReg Bardes et al. [2021] criterion on the pair of feature vectors for maximizing agreement between views. VICRegL is an improvement of VICReg. We compare the linear evaluation accuracy between the baseline VICRegL and VICReg plus ViewMix on the CIFAR-10 Krizhevsky and Hinton [2010] dataset. We have selected ResNet-18 as the backbone and chosen $\alpha = 0.75$ for training VICRegL with 256 batch size. The models are trained for 1,000 epochs. We observe that, given these experiment configurations, ViewMix plus VICReg can outperform the linear evaluation top-1 accuracy of the newly proposed improvement of VICReg (VICRegL).

Table 4: Linear Evaluation results of VICReg+ViewMix and VICRegL after 1000 epochs training.

ResNet-18 Num of Params: 11.17 M	Top-1 Acc (%)	Top-5 Acc (%)
VICRegL ($\alpha = 0.75$)	89.02	100.00
VICReg + ViewMix	92.26	99.78

4.2 Robustness Evaluation

This subsection discusses our evaluation of the robustness. The robustness effect of ViewMix is compared against Cutout. Also, comparing the performance of a base model with and without the ViewMix is an ablation study highlighting the importance of ViewMix in achieving robustness.

Evaluation Method. The goal of the robustness evaluation is to analyze how well the obtained representations represent their corresponding classes after introducing previously unseen transformations. This evaluation process is similar to linear evaluation with just one exception. In linear evaluation, after training the classifier with a labeled dataset we run validation on images without any augmentations, or simply putting, inputs are from the same distribution. But in robustness evaluation, after the classifier training, we run the validation with previously unseen transformations. Hence the validation is conducted with samples of different data distributions. For our evaluation, we have selected Rotation, Rot90, Perspective, and Translation transformation. This means after training the classifier with the original unaugmented image dataset, we create four different validation sets which only apply these four augmentations. The validation accuracy from those datasets represents our robustness evaluation metric. We selected rotation, rot90, perspective, and translation augmentation because these augmentation policies are significantly different from the base augmentations applied during the SSL pretraining, bolstering the fact that augmentations of such nature have not been experienced by the backbone before.

Analysis of Results. For fair experimentation, each SSL scheme is trained for 1000 epochs with implementations that result in deterministic transformations (meaning the transformations are pre-generated and cached for later use). We’ve conducted the robustness evaluation on base SSL methods, SSL methods pre-trained with Cutout, and SSL methods pre-trained with ViewMix. For each training run, we logged the resulting validation accuracy in Table 5.

Results in each row represent the linear evaluation accuracy of each pretrained model with different SSL frameworks. We can see that most of the SSL methods pretrained with ViewMix augmentation has resulted in higher linear classification accuracy, in previously unseen transformations, namely, Rotation, Rotation 90-degree, Perspective and Translation. For instance, when SimCLR is pretrained with ViewMix, adding rotation augmentation in the linear evaluation validation has **6.63%** higher accuracy than the base SimCLR. These results highlight the fact that when trained with ViewMix, feature extractors are less sensitive to the distortions. This showcases ViewMix’s superiority on obtaining better robustness with previously unseen image perturbations. We attribute this higher robustness to the better localization capability of the SSL methods from the ViewMix augmentation.

Table 5: Robustness comparison of SSL methods’ representations with Baseline, Cutout, ViewMix pretaining, with previously unseen augmentations (Rotation, Rotation-90, Perspective, Translation) during test set inference.

	Rotation			Rotation 90			Perspective			Translation		
	Base	Cutout	ViewMix	Base	Cutout	ViewMix	Base	Cutout	ViewMix	Base	Cutout	ViewMix
SimCLR	66.77	67.16	73.40	35.25	34.30	37.18	74.82	75.67	77.31	84.87	88.71	88.83
VICReg	72.64	73.24	77.61	36.10	36.60	40.69	75.92	76.98	78.19	87.47	90.03	90.03
BYOL	74.80	74.78	77.66	39.06	38.52	42.15	76.55	76.83	77.92	89.12	90.32	90.20
Barlow	74.01	73.35	78.93	36.70	38.15	41.53	77.85	78.58	79.31	87.73	89.60	88.87
VlbCReg	70.13	72.56	76.02	36.09	36.60	39.67	75.01	76.80	77.84	84.80	87.06	88.03

Table 6: 5-way 5-shot training results to evaluate representation transferability

Few Shot Recognition	CIFARFS	CIFAR100	CUB	Omniglot	Double MNIST	Triple MNIST
SimCLR	0.820	0.850	0.800	0.987	0.921	0.954
+ Cutout	0.813	0.855	0.813	0.987	0.912	0.950
+ ViewMix	0.840	0.864	0.832	0.982	0.923	0.962
VICReg	0.817	0.839	0.810	0.984	0.882	0.935
+ Cutout	0.830	0.856	0.826	0.984	0.884	0.939
+ ViewMix	0.840	0.860	0.847	0.980	0.898	0.941
Barlow	0.842	0.864	0.830	0.989	0.906	0.944
+ Cutout	0.838	0.862	0.829	0.988	0.896	0.946
+ ViewMix	0.856	0.873	0.860	0.985	0.900	0.949
BYOL	0.859	0.879	0.866	0.983	0.918	0.954
+ Cutout	0.861	0.881	0.866	0.984	0.916	0.952
+ ViewMix	0.862	0.884	0.880	0.981	0.919	0.959
VlbCReg	0.829	0.865	0.810	0.990	0.909	0.947
+ Cutout	0.832	0.864	0.819	0.990	0.918	0.953
+ ViewMix	0.856	0.877	0.856	0.988	0.915	0.953

4.3 Transfer Learning of Pretrained Models

This subsection discusses how models trained with baseline, Cutout, and ViewMix compare when the learned representations are used for transfer learning.

Evaluation Method. Self-supervised learning is aimed toward better feature representation which can be later used for transfer learning on downstream tasks. So we examine whether ViewMix augmentation on different SSL methods results in better performance in downstream tasks compared to their baseline and Cutout counterparts. For evaluation, we utilized our ResNet18 pretrained weights for transfer learning on Few Shot and Segmentation task. More specifically, for Few Shot recognition, we finetuned CIFAR10 pretrained models with Prototypical Network Snell et al. [2017] across six datasets, namely CIFARFS Bertinetto et al. [2018], Fewshot-CIFAR100 Oreshkin et al. [2018], Caltech-UCSD Birds (CUB) Wah et al. [2011], Omniglot Lake et al. [2019], Double MNIST Sun [2019], Triple MNIST Sun [2019]. We consider a 5-way 5-shot transfer, and the test shot always has 32 images per class except for Omniglot, it’s 20. For the Segmentation task, we are using ImageNet pretrained weights from VICReg, SimCLR, and Barlow Twins SSL methods. We used Featured Pyramid Network (FPN) Lin et al. [2017] with ResNet18 backbone. The segmentation evaluation is based on the Oxford-IIIT Pet Dataset Parkhi et al. [2012] and reports the Intersection over Union (IoU) metric.

Analysis of Results. For both types of experiments, we finetuned the existing models with pretrained weights. Table 6 demonstrates the performance accuracy of different methods with baseline, Cutout and ViewMix strategy. Table 3 shows the segmentation finetuning efficiency. Finetuning the weights for the Segmentation task results in better IoU over SimCLR and Barlow Twins-based baseline and Cutout strategy. In table 6, we can observe that when finetuning for 5-way 5-shot learning, encoders with ViewMix-based weights consistently outperform their corresponding baseline and Cutout counterparts in most of the few shot datasets, except Omniglot.

4.4 CAM Analysis

Regional dropout techniques encourage classifiers to emphasize less obvious features of the image. From previous discussions, we have seen that Cutout augmentation brings in training inefficiency and, in the case of SSL, CutMix

results in inferior representation learning. ViewMix facilitates dropout with full usage of the image and improves the localization capability by situating a partial view on top of the view in consideration. The class activation mappings shown in Fig 3 visually demonstrate different classifiers’ behavior for the same images. The figure consists of multiple blocks of images and each (3×3) block from top to bottom upholds three scenarios. Namely, the class activation heatmaps for the classifier pretrained with baseline SimCLR-inspired transformation, Cutout, and ViewMix, respectively. From left to right of each (3×3) block, we have the input images from CIFAR-10, the class activation map, and the overlaid heatmap visualization of the corresponding input.




Figure 3: Class Activation Mapping (CAM) of multiple CIFAR-10 samples. From left to right in each block, we have the augmented sample, (only) class activation mapping, and overlaid CAM on the input sample. From top to bottom we have the baseline SimCLR-style transformation, Cutout and ViewMix.

In these examples, encompassing all three augmentation scenarios, we are investigating the model’s behavior in terms of image localization and pixel information utilization during classification. We have observed that when using the base SimCLR transformations, the model predominantly focuses on the prominent features of the object class. However, when employing Cutout augmentation, the heatmap extends to non-salient areas, suggesting improved localization. It’s also noteworthy that the model does not effectively utilize blank spaces for detection, which can result in training inefficiency. When utilizing ViewMix, we notice that the CAM activation heatmap expands even further to encompass the partial view overlaid on top of the original view. This expansion not only enhances localization but also allows the ViewMix-based model to effectively utilize pixel information from the partial views, thereby contributing to improved training efficiency.

Table 7: Execution Time of full augmentation pipeline adopted with different strategies. The experiment only computes the transformation round, no forward or backward pass is included.

Image Resolution	Batch Size	Steps	Augmentation Pipeline Execution Time (seconds)			
			Baseline	ViewMix	Cutout	CutMix
32×32	128	1000	125.827	137.194	143.568	135.319
224×224	128	200	380.159	399.720	402.070	424.134

4.5 Computational Overhead Time

The ViewMix augmentation requires generating multiple views of the same image for overlaying one view to another. Consequently, the method apparently suggests a higher computation time for each round of transformation to complete. In section 3.3, we briefly explained that ViewMix augmentation leverages joint embedding learning architectures’ multi-view transformation scheme, which prevents it from additional computational overhead. To back that statement, we benchmarked the computation time for the full SimCLR Baseline, ViewMix, Cutout, and CutMix transformation pipeline. For a fair comparison, the transformations were conducted on the exact same hardware specifications for two different image resolutions as shown in Table 7. From the table, we can observe that ViewMix execution time is a bit higher than the base SimCLR augmentation pipeline but takes less time than the Cutout and CutMix pipeline. Since other SSL methods also employ SimCLR-style transformations, the analysis is also applicable to those methods.

5 Conclusion

This paper introduces ViewMix, a simple augmentation for joint embedding-based self-supervised image representation learning that promotes localization with regional dropout and replacement of view. ViewMix is straightforward to implement and can be flexibly integrated with SSL pretraining methods. With proper reuse of the different views from the SSL transformations, the augmentation adds no computational overhead. On ResNet-18-based CIFAR-10 linear evaluation, applying ViewMix with SimCLR, VICReg, BYOL, Barlow Twins, and ViBCLReg improves the performance of the baseline by **1.20%**, **1.74%**, 0.57%, 0.37%, **2.34%**, respectively. Furthermore, we have shown that simply integrating ViewMix with these methods has resulted in image representations that are more robust by significant margins to previously unseen distortions than the baseline methods. Finally, this work highlights the potential of augmentations on the self-supervised representation learning process and, how applying specially designed augmentations, without bringing changes to the architecture or learning scheme, results in better representations.

References

- Ting Chen, Simon Kornblith, Mohammad Norouzi, and Geoffrey Hinton. A simple framework for contrastive learning of visual representations. In *International conference on machine learning*, pages 1597–1607. PMLR, 2020a.
- Adrien Bardes, Jean Ponce, and Yann LeCun. Vicreg: Variance-invariance-covariance regularization for self-supervised learning. *arXiv preprint arXiv:2105.04906*, 2021.
- Jure Zbontar, Li Jing, Ishan Misra, Yann LeCun, and Stéphane Deny. Barlow twins: Self-supervised learning via redundancy reduction. In *International Conference on Machine Learning*, pages 12310–12320. PMLR, 2021.
- Mathilde Caron, Hugo Touvron, Ishan Misra, Hervé Jégou, Julien Mairal, Piotr Bojanowski, and Armand Joulin. Emerging properties in self-supervised vision transformers. In *Proceedings of the IEEE/CVF International Conference on Computer Vision*, pages 9650–9660, 2021.
- Jean-Bastien Grill, Florian Strub, Florent Alché, Corentin Tallec, Pierre Richemond, Elena Buchatskaya, Carl Doersch, Bernardo Avila Pires, Zhaohan Guo, Mohammad Gheshlaghi Azar, et al. Bootstrap your own latent-a new approach to self-supervised learning. *Advances in neural information processing systems*, 33:21271–21284, 2020.
- Ching-Yao Chuang, R Devon Hjelm, Xin Wang, Vibhav Vineet, Neel Joshi, Antonio Torralba, Stefanie Jegelka, and Yale Song. Robust contrastive learning against noisy views. In *Proceedings of the IEEE/CVF Conference on Computer Vision and Pattern Recognition*, pages 16670–16681, 2022.
- Jixi Yan, Lei Luo, Chenghao Xu, Cheng Deng, and Heng Huang. Noise is also useful: Negative correlation-steered latent contrastive learning. In *Proceedings of the IEEE/CVF Conference on Computer Vision and Pattern Recognition (CVPR)*, pages 31–40, June 2022.
- Linus Ericsson, Henry Gouk, Chen Change Loy, and Timothy M Hospedales. Self-supervised representation learning: Introduction, advances, and challenges. *IEEE Signal Processing Magazine*, 39(3):42–62, 2022.

- Aritra Ghosh and Andrew Lan. Contrastive learning improves model robustness under label noise. In *Proceedings of the IEEE/CVF Conference on Computer Vision and Pattern Recognition*, pages 2703–2708, 2021.
- Chuanbiao Song, Kun He, Jiadong Lin, Liwei Wang, and John E Hopcroft. Robust local features for improving the generalization of adversarial training. *arXiv preprint arXiv:1909.10147*, 2019.
- Terrance DeVries and Graham W Taylor. Improved regularization of convolutional neural networks with cutout. *arXiv preprint arXiv:1708.04552*, 2017.
- Hongyi Zhang, Moustapha Cisse, Yann N Dauphin, and David Lopez-Paz. mixup: Beyond empirical risk minimization. *arXiv preprint arXiv:1710.09412*, 2017.
- Sangdoon Yun, Dongyoon Han, Seong Joon Oh, Sanghyuk Chun, Junsuk Choe, and Youngjoon Yoo. Cutmix: Regularization strategy to train strong classifiers with localizable features. In *Proceedings of the IEEE/CVF international conference on computer vision*, pages 6023–6032, 2019.
- Kaiming He, Xinlei Chen, Saining Xie, Yanghao Li, Piotr Dollár, and Ross Girshick. Masked autoencoders are scalable vision learners. In *Proceedings of the IEEE/CVF Conference on Computer Vision and Pattern Recognition*, pages 16000–16009, 2022.
- Debidatta Dwibedi, Yusuf Aytar, Jonathan Tompson, Pierre Sermanet, and Andrew Zisserman. With a little help from my friends: Nearest-neighbor contrastive learning of visual representations. In *Proceedings of the IEEE/CVF International Conference on Computer Vision*, pages 9588–9597, 2021.
- Xinlei Chen, Haoqi Fan, Ross Girshick, and Kaiming He. Improved baselines with momentum contrastive learning. *arXiv preprint arXiv:2003.04297*, 2020b.
- Kai Tian, Shuigeng Zhou, and Jihong Guan. Deepcluster: A general clustering framework based on deep learning. In *Joint European conference on machine learning and knowledge discovery in databases*, pages 809–825. Springer, 2017.
- Daesoo Lee and Erlend Aune. Vibcreg: Variance-invariance-better-covariance regularization for self-supervised learning on time series. *arXiv preprint arXiv:2109.00783*, 2021.
- Adrien Bardes, Jean Ponce, and Yann LeCun. Vicregl: Self-supervised learning of local visual features. *arXiv preprint arXiv:2210.01571*, 2022.
- Alexey Dosovitskiy, Lucas Beyer, Alexander Kolesnikov, Dirk Weissenborn, Xiaohua Zhai, Thomas Unterthiner, Mostafa Dehghani, Matthias Minderer, Georg Heigold, Sylvain Gelly, et al. An image is worth 16x16 words: Transformers for image recognition at scale. *arXiv preprint arXiv:2010.11929*, 2020.
- Alex Krizhevsky and Geoff Hinton. Convolutional deep belief networks on cifar-10. *Unpublished manuscript*, 40(7): 1–9, 2010.
- Jake Snell, Kevin Swersky, and Richard Zemel. Prototypical networks for few-shot learning. *Advances in neural information processing systems*, 30, 2017.
- Luca Bertinetto, Joao F Henriques, Philip HS Torr, and Andrea Vedaldi. Meta-learning with differentiable closed-form solvers. *arXiv preprint arXiv:1805.08136*, 2018.
- Boris Oreshkin, Pau Rodríguez López, and Alexandre Lacoste. Tadam: Task dependent adaptive metric for improved few-shot learning. *Advances in neural information processing systems*, 31, 2018.
- Catherine Wah, Steve Branson, Peter Welinder, Pietro Perona, and Serge Belongie. The caltech-ucsd birds-200-2011 dataset. 2011.
- Brenden M Lake, Ruslan Salakhutdinov, and Joshua B Tenenbaum. The omniglot challenge: a 3-year progress report. *Current Opinion in Behavioral Sciences*, 29:97–104, 2019.
- Shao-Hua Sun. Multi-digit mnist for few-shot learning, 2019. URL <https://github.com/shaohua0116/MultiDigitMNIST>.
- Tsung-Yi Lin, Piotr Dollár, Ross Girshick, Kaiming He, Bharath Hariharan, and Serge Belongie. Feature pyramid networks for object detection. In *Proceedings of the IEEE conference on computer vision and pattern recognition*, pages 2117–2125, 2017.
- Omkar M. Parkhi, Andrea Vedaldi, Andrew Zisserman, and C. V. Jawahar. Cats and dogs. In *IEEE Conference on Computer Vision and Pattern Recognition*, 2012.