

RAPIDASH: Efficient Constraint Discovery via Rapid Verification

Zifan Liu
University of Wisconsin-Madison
zifan@cs.wisc.edu

Shaleen Deep
Microsoft
shaleen.deep@microsoft.com

Anna Fariha
University of Utah
afariha@cs.utah.edu

Fotis Psallidas
Microsoft
Fotis.Psallidas@microsoft.com

Ashish Tiwari
Microsoft
ashish.tiwari@microsoft.com

Avrilia Floratou
Microsoft
Avrilia.Floratou@microsoft.com

ABSTRACT

Denial Constraint (DC) is a well-established formalism that captures a wide range of integrity constraints commonly encountered, including candidate keys, functional dependencies, and ordering constraints, among others. Given their significance, there has been considerable research interest in achieving fast verification and discovery of exact DCs within the database community. Verification entails detecting whether a given DC holds true within a specific dataset, while discovery focuses on the automated mining of DCs satisfied on the dataset. Despite the significant advancements in the field, prior work exhibits notable limitations when confronted with large-scale datasets. The current state-of-the-art exact DC verification algorithm demonstrates a quadratic (worst-case) time complexity relative to the dataset's number of rows. In the context of DC discovery, existing methodologies rely on a two-step algorithm that commences with an expensive data structure-building phase, often requiring hours to complete even for datasets containing only a few million rows. Consequently, users are left without any insights into the DCs that hold on their dataset until this lengthy building phase concludes.

In this paper, we introduce RAPIDASH, a comprehensive framework for DC verification and discovery. Our work makes a dual contribution. First, we establish a connection between orthogonal range search and DC verification. We introduce a novel exact DC verification algorithm that demonstrates near-linear time complexity, representing a theoretical improvement over prior work. Second, we propose an anytime DC discovery algorithm that leverages our novel verification algorithm to gradually provide DCs to users, eliminating the need for the time-intensive building phase observed in prior work. To validate the effectiveness of our algorithms, we conduct extensive evaluations on four large-scale production datasets. Our results reveal that our DC verification algorithm achieves up to 40× faster performance compared to state-of-the-art approaches. Furthermore, we demonstrate the superiority of our DC discovery algorithm by showcasing its ability to produce constraints within the initial 10 minutes of execution, while prior methods fail to generate any output within the first 48 hours of execution.

Permission to make digital or hard copies of all or part of this work for personal or classroom use is granted without fee provided that copies are not made or distributed for profit or commercial advantage and that copies bear this notice and the full citation on the first page. Copyrights for components of this work owned by others than ACM must be honored. Abstracting with credit is permitted. To copy otherwise, or republish, to post on servers or to redistribute to lists, requires prior specific permission and/or a fee. Request permissions from [permissions@acm.org](https://permissions.acm.org).
Conference'17, July 2017, Washington, DC, USA

© 2023 Association for Computing Machinery.
ACM ISBN 978-x-xxxx-xxxx-x/YY/MM...\$15.00
<https://doi.org/10.1145/nnnnnnnn.nnnnnnnn>

Table 1: Tax rates for people in different states in the USA.

	SSN	Zip	Salary	FedTaxRate	State
t_1	100	10108	3000	20%	New York
t_2	101	53703	5000	15%	Wisconsin
t_3	102	53703	6000	20%	Wisconsin
t_4	103	53703	4000	10%	Wisconsin

ACM Reference Format:

Zifan Liu, Shaleen Deep, Anna Fariha, Fotis Psallidas, Ashish Tiwari, and Avrilia Floratou. 2023. RAPIDASH: Efficient Constraint Discovery via Rapid Verification. In *Proceedings of ACM Conference (Conference'17)*. ACM, New York, NY, USA, 14 pages. <https://doi.org/10.1145/nnnnnnnn.nnnnnnnn>

1 INTRODUCTION

Integrity constraints play a pivotal role in a wide range of data analysis tasks such as data exploration [1, 17], data cleaning and repair [21, 41], data synthesis [19], and query optimization [31]. By enforcing integrity constraints, organizations can ensure the reliability, consistency, and accuracy of their data, enabling them to make informed decisions, derive meaningful insights, and extract maximum value from their datasets. One class of constraints that is of particular interest is known as *Denial Constraints* (DCs) [14]. DCs are appealing since they are expressive enough to capture many integrity constraints that are useful in practice such as functional dependencies, ordering constraints, and unique column combinations among others.

Example 1. Table 1 shows a sample of a tax dataset that contains information about tax rates for people in different US states. Several rules are true about this dataset: (1) SSN column is a candidate key, (2) Zip→State is a functional dependency, and (3) for all people in the same state, the person with higher salary has a higher tax rate. Each of these rules can be expressed as DCs as we will see in Section 2.

Our work emphasizes on two important scenarios: **exact DC verification** and **discovery**. DC verification involves detecting whether a given DC is satisfied on a specific dataset and is particularly valuable during data exploration, where analysts aim to ascertain the presence or absence of specific patterns within the dataset. Additionally, it serves as a valuable tool in assessing dataset quality, enabling the identification of noisy or inconsistent data instances [17]. DC discovery involves the automatic discovery of exact DCs from a given dataset, which holds significant appeal due to the inherent challenges associated with the manual identification of DCs. The manual approach not only requires expertise and significant time investment but also suffers from a higher likelihood of errors, given the intricate and ever-evolving nature of datasets.

In recent years, substantial advancements happened in the field of exact DC verification and discovery [37–40]. However, our practical experience in applying some of these approaches to real-world production datasets has unveiled noteworthy limitations of existing methods (refer to Section 6 for comprehensive details). First, in the context of DC verification, the best-known algorithm, FACET [38], has a worst-case time and space complexity $\Omega(|\mathbf{R}|^2)$ on a given relation \mathbf{R} with cardinality $|\mathbf{R}|$ (number of rows). In this work, we make a connection between the problem of DC verification and *orthogonal range search* [10, 11], a celebrated line of work in computational geometry, which studies the problem of determining which k -dimensional objects in a set intersect with a given query object. We show that it is possible to design a near-optimal algorithm for verifying a given DC over a specific dataset by leveraging techniques employed for orthogonal range search. Our proposed algorithm has a time complexity of $O(|\mathbf{R}| \log^{f(\varphi)} |\mathbf{R}|)$, where $f(\varphi)$ is a parameter that is dependent only on the characteristics of the DC φ and not on the input dataset \mathbf{R} . This represents a theoretical improvement over prior work and translates into an order of magnitude better performance in practice.

In the context of exact DC discovery, prior work [12, 14, 37–39] follows a two-step process: (1) building an intermediate data structure called *evidence set* from the input, which is the most computationally demanding aspect of the DC discovery process [40], and (2) mining the DCs from the evidence set using various set-covering algorithms, which could also be costly depending on the number of DCs and the size of the evidence set. Our experience of applying this two-phase approach has unveiled that the time required to construct the evidence set is often prohibitive. Even for medium-sized datasets (e.g., 5 million rows and 30 columns), it can take up to several hours just to construct the evidence set. Recent work [40] has shown that parallelization can reduce the time taken for evidence-set construction. However, parallelization improves performance by a constant factor, and, thus, is not a substitute for better worst-case complexity. Moreover, it does not necessarily lead to more scalable performance as the dataset size increases since there is a limit in the degree of parallelism.

After talking to various customers to better understand their requirements and expectations regarding constraint discovery¹, we came to the conclusion that this two-phase approach has a fundamental limitation that can lead to poor user experience. In particular, the approach is “all or none”, i.e., to produce any DC, it needs to complete the full evidence set construction (which is time-consuming), at the end of which it reports all DCs. However, in practical scenarios, users often have distinct preferences and requirements. Firstly, they prioritize receiving confirmed DCs promptly, starting from simpler constraints and gradually progressing towards more complex ones (R_1). Secondly, users value the flexibility of terminating the discovery process prematurely if they are satisfied with the set of DCs already mined at any specific point in time (R_2). This perspective underscores the necessity for a more flexible DC-discovery process to enhance the overall user experience and motivates the need for designing a new solution.

In this work, we propose a novel *anytime* [46] DC discovery algorithm that allows for progressive constraint discovery and

early termination, and, thus, satisfies requirements R_1 and R_2 . At a high-level, our algorithm performs a lattice-based traversal of the space of DCs and invokes our novel DC verification algorithm to confirm whether a given constraint holds. Unlike prior work, our algorithm does not have a blocking building phase and bypasses the evidence-set-construction-based paradigm.

Our contributions. Our key contribution is a general framework, RAPIDASH, that relies on a novel approach for exact DC verification and discovery leveraging the connection to orthogonal range search. Specifically, we make the following contributions:

1. A novel DC verification algorithm. We present a near-optimal algorithm for verifying a given DC on a dataset \mathbf{R} . We prove that our proposed algorithm can achieve a near-linear time and space complexity wrt. dataset size. This represents a significant improvement over the best-known verification algorithm [38], which has a worst-case quadratic complexity (both time and space). Further, we show that in certain scenarios, our algorithm can run in only linear space while still achieving provably sub-quadratic running time.

2. Efficient DC discovery. We introduce the problem of *anytime* DC discovery and propose a lattice-based algorithm that relies on our novel DC verification algorithm to provide better performance than prior work, which relies on evidence sets.

3. Experimental evaluation. We conduct an extensive empirical evaluation over four production datasets that are an order of magnitude larger than those used in prior work. We show that RAPIDASH achieves up to 40× speedup over the state of the art [38] for exact DC verification. For DC discovery, our anytime algorithm can produce all single-column DCs (e.g., single-column candidate keys, column with identical values etc.) within the first 10 minutes, while prior work [12, 37] fails to produce any output within the first 48 hours. We also show that RAPIDASH scales better than prior work.

2 BACKGROUND

In this section, we provide background on terminology and notations that will be used throughout the paper. We also define the two problems that we are tackling (DC verification and discovery).

Relations. Let \mathbf{R} be the input relation and $\text{vars}(\mathbf{R})$ denote the finite set of attributes (i.e. the columns). We use $|\mathbf{R}|$ to denote the cardinality of the relation. We will use A, B to denote attributes, s and t to denote *tuples*, and $t.A$ denotes the value of an attribute A in a tuple t . Throughout the paper, we assume bag semantics where the relation can have the same tuple present multiple times.

Denial Constraints (DCs). DCs express predicate conjunctions to determine conflicting combinations of column values. They generalize other integrity constraints, including unique column combinations, functional dependencies, and order dependencies. We define a predicate p as the expression $s.A \text{ op } t.B$ where $s, t \in \mathbf{R}$, $\text{op} \in \{=, \neq, \geq, >, \leq, <\}$ and $A, B \in \text{vars}(\mathbf{R})$. We will refer to \neq as disequality and $\geq, >, \leq, <$ as inequalities. All operators except equality will be collectively referred to as non-equality operators. A DC φ is a conjunction of predicates of the following form:

¹We are omitting more details due to double-anonymization considerations.

$$\forall s, t \in \mathbf{R}, s \neq t : \neg(p_1 \wedge \dots \wedge p_m)$$

A tuple pair (s, t) is said to be a violation if all predicates in φ evaluate to true. We will say that a φ holds on \mathbf{R} if there are no violations, i.e., the DC is *exact*. An exact DC is said to be minimal if no proper subset of its predicates forms another exact DC.

A predicate is said to be *homogeneous* if it is of the form $s.A \text{ op } t.A$ or $s.A \text{ op } s.B$, i.e. it is either defined over a single column A or it is defined over a single tuple but two different columns, and *heterogeneous* if it is of the form $s.A \text{ op } t.B$. We will refer to $s.A \text{ op } t.A$ as row-level homogeneous predicate since such a predicate is comparing across two rows and $s.A \text{ op } s.B$ as column-level homogeneous predicate since it compares two columns of the same row.

Since most DCs of interest contain only row-level homogeneous predicates (such as ordering dependencies [22], functional dependencies, candidate keys, etc.), for simplicity, we will use the term homogeneous DC to refer a DC that contains only row-level homogeneous predicates. We will use the term mixed homogeneous DC to refer to DCs that contain both row and column-level homogeneous DC. A heterogeneous DC can contain all types of predicates. Without loss of generality, we will assume that each column of \mathbf{R} participates in at most one predicate of a homogeneous DC. We will use $\text{vars}_{\text{op}}(\varphi)$ to denote the set of columns in a homogeneous DC that appear in some predicate with the operator as op.

Example 2. Continuing from Example 1, each constraint can be expressed using a DC as follows: (1) $\varphi_1 : \neg(s.\text{SSN} = t.\text{SSN})$; (2) $\varphi_2 : \neg(s.\text{Zip} = t.\text{Zip} \wedge s.\text{State} \neq t.\text{State})$; (3) $\varphi_3 : \neg(s.\text{State} = t.\text{State} \wedge s.\text{Salary} < t.\text{Salary} \wedge s.\text{FedTaxRate} > t.\text{FedTaxRate})$. The universal quantification is left implicit. Let us fix our attention to φ_3 . Note that $\text{vars}_=(\varphi_3) = \{\text{State}\}$, $\text{vars}_<(\varphi_3) = \{\text{Salary}\}$, and $\text{vars}_>(\varphi_3) = \{\text{FedTaxRate}\}$.

Observe that all the DCs above are homogeneous (i.e. contain only row-level homogeneous predicates). An example of a heterogeneous DC is $\varphi_4 : \neg(s.\text{Salary} < t.\text{FedTaxRate})$. All the DCs hold on the relation Tax defined in Table 1 and are minimal exact DCs. \square

Predicate Space. The space of DCs is governed by the *predicate space*, the set of all predicates that are allowed on \mathbf{R} . As noted in [37, 39], a predicate is meaningful when a proper comparison operator is applied to a pair of comparable attributes. Specifically, all the six operators can be used on numerical attributes (i.e. they are continuous), e.g., age and salary, but only $=$ and \neq can be used on categorical attributes such as name and address. Two attributes are said to be comparable if: (i) they have the same type; (ii) the active domain overlap is at least 30% [37, 39]. For example, in Example 1, column Salary and State are not comparable since they have different type, and SSN and Zip are not comparable since the values do not have any overlap.

2.1 Problem Statement

We use the term *DC verification* for the process of determining whether a DC holds on a relation \mathbf{R} and *DC discovery*² to refer to the process of finding (some or all) exact, minimal DCs over \mathbf{R} . In this paper, we focus on the following two problems.

Problem 1. Given a relation \mathbf{R} and a DC φ , determine whether φ holds on \mathbf{R} .

²We will use the term discovery and mining interchangeably.

Problem 2. Given a relation \mathbf{R} , design an efficient, anytime DC discovery algorithm.

An anytime algorithm is required to produce an increasing number of exact DCs as time progresses in a way that we have some exact DCs even if the algorithm is interrupted before it terminates.

Computational Model. We focus on evaluation in the main-memory setting. We assume the RAM [25] model of computation where tuple values and integers take $O(1)$ space and arithmetic operations on integers, as well as memory lookups, are $O(1)$ operations. Further, we assume perfect hashing for our hash tables where insertions and deletions can be reflected in $O(1)$ time and a hash table takes space linear in the number of entries it stores. Throughout the paper, we will consider the data complexity of the problems where the DC size is assumed to be a constant.

3 LIMITATIONS OF EXISTING SOLUTIONS

We now discuss the limitations of the existing solutions for exact DC verification and discovery. In Section 6, we experimentally demonstrate some of these limitations using real-world datasets.

DC Verification. We begin by giving a brief description of the key ideas underlying FACET, the state-of-the-art system for DC verification. Let tids denote a set of tuple identifiers. All tuples in relation \mathbf{R} can be represented as $\text{tids}_{\mathbf{R}} = \{t_1, \dots, t_{|\mathbf{R}|}\}$. An ordered pair $(\text{tids}_1, \text{tids}_2)$ represents all tuples pairs (s, t) such that $s \in \text{tids}_1, t \in \text{tids}_2, s \neq t$. FACET processes one predicate of the DC at a time, taking a set of ordered pairs $(\text{tids}_1, \text{tids}_2)$ as input and generating another set of ordered pairs $(\text{tids}'_1, \text{tids}'_2)$ that represent tuple pairs that satisfy the predicate as the output. This process is known as *refinement* and FACET refines each predicate using specialized algorithms for each operator. The output of a refinement is consumed as the input for refining the next predicate. At the end of processing all the predicates, we get all tuples pairs that satisfy all the predicates and thus, represent the violations.

Example 3. Consider the DC $\varphi_3 : \neg(s.\text{State} = t.\text{State} \wedge s.\text{Salary} < t.\text{Salary} \wedge s.\text{FedTaxRate} > t.\text{FedTaxRate})$. The refinement of predicate $p_1 : s.\text{State} = t.\text{State}$ produces the set $\{(\{t_2, t_3, t_4\}, \{t_2, t_3, t_4\})\}$ with a single ordered pair. This ordered pair represents the set of tuple pairs: $(t_2, t_3), (t_2, t_4), (t_3, t_2), (t_3, t_4), (t_4, t_2), (t_4, t_3)$ since each of them satisfy p_1 . Next, this singleton set is provided as input to predicate $p_2 : s.\text{Salary} < t.\text{Salary}$ which produces a new set $\{(\{t_4\}, \{t_2, t_3\}), (\{t_2\}, \{t_3\})\}$ since the Salary for t_4 is smaller than both t_2 and t_3 but Salary for t_2 is smaller only than t_3 . Finally, we process predicate $p_3 : (s.\text{FedTaxRate} > t.\text{FedTaxRate})$. However, note that none of the tuple pairs $(t_4, t_2), (t_4, t_3), (t_2, t_3)$ satisfy the predicate and thus, the output is the empty set. Hence, φ_3 holds on the whole dataset Tax . Let us modify Tax by setting $t_4.\text{FedTaxRate}$ to 22 and call it Tax' . Then the output of the refinement by predicate p_3 would be $\{(\{t_4\}, \{t_2\}), (\{t_4\}, \{t_3\})\}$ which represents the two violations of φ_3 on Tax' . \square

FACET contains algorithms that are custom-designed for the different predicate structures. We now highlight the three key sources of inefficiency in FACET.

(1) **Complexity of IEJoin.** FACET and HYDRA both use IEJoin [30] as the algorithm for processing inequalities. The algorithm is

designed to process two inequalities at a time and thus operates on two sets of tuple pairs simultaneously (akin to two relations). The running time complexity of IEJoin is $O(|R| \cdot |S|)$ for processing inequality joins between two relations R and S (although its space complexity is only $O(|R| + |S|)$). As noted in [38], IEJoin is severely under-performing for predicates of low selectivity.

(2) **Complexity of Hash-Sort-Merge.** Since IEJoin is designed for at least two predicates with inequality, FACET proposed two novel optimizations to process DCs with a single inequality predicate: **Hash-Sort-Merge (HSM)** and **Binning-Hash-Sort-Merge (BHSM)**. However, it can be shown that both HSM and BHSM still require a quadratic amount of running time and space in the worst-case. Similarly, processing of predicates containing disequality also requires quadratic time and space in the worst-case.

(3) Since FACET processes one predicate at a time, it needs to make at least one full pass over the dataset. As we will see later, this is not always necessary.

DC Discovery. As mentioned in Section 1, the first (and the most expensive) step performed by existing DC discovery algorithms is the computation of the evidence set. Given a predicate space P and a pair of tuples (s, t) , the evidence $e(s, t) \subseteq P$ is the subset of predicates satisfied by the tuple pair. The evidence set is the set of evidences for all tuple pairs in the dataset. For example, in Table 1 assuming the predicate space $P = \{p_1 : s.SSN \neq t.SSN, p_2 : s.Zip \neq t.Zip, p_3 : s.Zip = t.Zip, p_4 : s.FedTaxRate \neq t.FedTaxRate, p_5 : s.FedTaxRate = t.FedTaxRate, p_6 : s.FedTaxRate > t.FedTaxRate, p_7 : s.FedTaxRate < t.FedTaxRate\}$, the evidences e for all the tuple pairs (t_i, t_j) are as follows (we show the cases where $i < j$, and the rest can be implied by symmetry):

$$\begin{aligned} e(t_1, t_2) &= \{p_1, p_2, p_4, p_6\}, & e(t_1, t_3) &= \{p_1, p_2, p_5\} \\ e(t_1, t_4) &= \{p_1, p_2, p_4, p_6\}, & e(t_2, t_3) &= \{p_1, p_3, p_4, p_7\} \\ e(t_2, t_4) &= \{p_1, p_3, p_4, p_7\}, & e(t_3, t_4) &= \{p_1, p_3, p_4, p_6\} \end{aligned}$$

The evidence set will contain 4 evidences since $e(t_1, t_2)$ and $e(t_1, t_4)$ are identical (and so are $e(t_2, t_3)$ and $e(t_2, t_4)$). As discussed before, evidence set construction is a blocking step since discovery cannot start until the computation has been completed. The time complexity of the construction process is (possibly) super-linear dependency on $|R|$ depending on the characteristics of the tuples and columns in the input. Our experiments in Section 6 demonstrate super-linear (closer to $|R|^{3/2}$) complexity in practice on our datasets. In terms of space, in the worst case, the size of the evidence set could be as large as $|R|^2$, which is undesirable.

These drawbacks motivate the necessity for designing a new algorithm that has the *anytime* property. The reader may wonder whether it is possible to adjust evidence set construction to enable an anytime DC discovery algorithm that starts emitting simpler constraints progressing towards more complex ones over time. Intuitively, such an algorithm would be possible if we could create an evidence set catered to DC constraints consisting of one predicate only, discover the ones that are satisfied and return them to the user, increment the existing evidence set to cover constraints with two predicates and repeat the process until the full space of constraints has been explored or the user terminates the process. However, as shown in the example above, the evidence set construction relies on

the predicate space and not the DC constraint space. As a result, the evidence set used to mine constraints with one predicate is exactly the same as the one used to mine constraints with two predicates. Thus, incremental construction of the evidence set (and evidence set-based anytime DC discovery) is unlikely.

4 RAPIDASH VERIFICATION

In this section, we describe the RAPIDASH verification algorithm. Our algorithm builds appropriate data structures to store the input data (leveraging existing work on orthogonal range search), and issues appropriate queries to find violations of a given DC.

4.1 Orthogonal Range Search

In this section, we present some background on orthogonal range search. Given a totally ordered domain \mathbb{N} , let $A \subseteq \mathbb{N}^k$, for some $k \geq 1$, of size N . Let $L = (\ell_1, \dots, \ell_k)$ and $U = (u_1, \dots, u_k)$ be such that $L, U \in \mathbb{N}^k$ and $\ell_i \leq u_i$ for all $i \in [k]$.

DEFINITION 1. An orthogonal range search query is denoted by (L, U) , and its evaluation over A consists of enumerating the set

$$Q(A) = \{a \in A \mid \bigwedge_{i \in [k]} \ell_i \text{ op}_1 a_i \text{ op}_2 u_i\}$$

where $\text{op}_1, \text{op}_2 \in \{<, \leq\}$.

In other words, L and U form an axis-aligned hypercube in k dimensions, and $Q(A)$ reports all points in A that lie on/within the hypercube. The Boolean version of the orthogonal range search problem consists of determining if $Q(A)$ is empty or not.

Example 4. Consider the Table Tax from Example 1. Let A be the set of two-dimensional points obtained by projecting Tax on Salary and FedTaxRate. Let $L = (3500, 5)$ and $U = (4500, 22)$. Then, the orthogonal range query (L, U) is asking for all points such that the Salary is between 3500 and 4500, and the FedTaxRate is between 5 and 22. In Table Tax, only t_4 satisfies the criteria (its values of Salary and FedTaxRate are 4000 and 10 respectively). Thus, the result of the orthogonal range search query (L, U) is $\{(4000, 10)\}$. \square

In the presentation of the algorithms, we will assume that the range search data structure is built over k dimensions and has two methods in its API:

- (1) `booleanRangeSearch(L, U)`: returns a Boolean value if there is a point that lies in the axis-aligned hypercube formed by L and U . The operators op_1 and op_2 used in Definition 1 will be clear from the context in which the function is called.
- (2) `insert(t)`: inserts a k -dimensional tuple t into the data structure.

The two most celebrated data structures for orthogonal range search that are widely used in practice are range trees [10] and k -d trees [10]. We will review their complexity and trade-offs when analyzing the complexity of our DC verification algorithm.

4.2 Verification Algorithm

In this section we present our verification algorithm that leverages prior work on orthogonal range search. Without loss of generality, we will assume that all predicates of the DC contain only equalities and inequalities but no disequality and that the DC is homogeneous. Both of these assumptions will be removed later. Finally, we assume

Algorithm 1: DC VERIFICATION

Input : Relation R , Homogeneous DC φ
Output : True/False

```

1  $k \leftarrow |\text{vars}(\varphi) \setminus \text{vars}_=(\varphi)|$ 
2  $H \leftarrow$  empty hash table
3 foreach  $t \in R$  do
4    $v \leftarrow \pi_{\text{vars}_=(\varphi)}(t)$ 
5   if  $v \notin H$  then
6     if  $k \neq 0$  then
7        $H[v] \leftarrow \text{new ORTHOGONALRANGESEARCH}()$ 
8     else
9        $H[v] \leftarrow 0$ 
10  if  $k \neq 0$  then
11     $L, U \leftarrow \text{SearchRange}(t)$ 
12     $L', U' \leftarrow \text{InvertRange}(L, U)$ 
13    /*  $\text{op}_1$  and  $\text{op}_2$  for  $\text{booleanRangeSearch}$  are chosen based
14       on  $\text{op}$  in the inequality predicates */
15    if  $H[v].\text{booleanRangeSearch}(L, U) \vee$ 
16       $H[v].\text{booleanRangeSearch}(L', U')$  then
17      return false
18     $H[v].\text{insert}(\pi_{\text{vars}(\varphi) \setminus \text{vars}_=(\varphi)}(t))$ 
19  else
20     $H[v] \leftarrow H[v] + 1$ 
21    if  $H[v] > 1$  then
22      return false
23 return true
24 PROCEDURE SearchRange( $t$ )
25    $L \leftarrow (-\infty, \dots, -\infty), U \leftarrow (\infty, \dots, \infty)$  /*  $L$  and  $U$  are indexed
26      by the non-equality predicates  $p_i$ . Both are of size  $k$  */
27   foreach predicate  $p_i \in \text{non-equality predicates in } \varphi$  do
28     if  $p_i.\text{op}$  is  $<$  or  $\leq$  then
29        $U_i \leftarrow \min\{U_i, \pi_{p_i.\text{col}}(t)\}$ 
30     if  $p_i.\text{op}$  is  $>$  or  $\geq$  then
31        $L_i \leftarrow \max\{L_i, \pi_{p_i.\text{col}}(t)\}$ 
32   return  $L, U$ 
33 PROCEDURE InvertRange( $L, U$ )
34    $U' \leftarrow L, L' \leftarrow U$ 
35   flip  $-\infty$  to  $\infty$  and  $\infty$  to  $-\infty$  in  $U'$  and  $L'$  respectively.
36   return  $L', U'$ 

```

that the categorical columns in R have been dictionary-encoded to integers, a standard assumption in line with prior work [37, 39].

Algorithm 1 describes the details for verifying a homogeneous DC φ over a relation R . On Line 1, we compute the number k of columns that appear in non-equality predicates in φ . If φ contains only equality in all the predicates, then $k = 0$. For each tuple t in R , we first project t on all columns that participate in an equality predicate (Line 4) to get v . If the projection v has not been seen before, then we insert v in the hash table H and initialize $H[v]$ (Lines 5-9). Next, we process the projected tuple v based on whether the DC contains only equality predicates or not (Lines 10-19). If the DC only contains an equality operator in all the predicates, it is sufficient to check if there exist two tuples whose projection over $\text{vars}_=(\varphi)$ is equal which would constitute a violation. This is done by storing the count in a hash map which is incremented (Lines 17-19). If the DC contains a predicate with inequalities, we build a range search data structure of dimension k . The k dimensional

point inserted into the tree is the tuple obtained by projecting t on all non-equality columns (Line 15). Before we insert, we check that the new point would not satisfy all the inequality predicates (i.e., form a violation) when grouped with any previously processed point (Lines 11-15). Next, we give an example of how the algorithm works. Figure 1 helps visualizing the ideas behind the example.

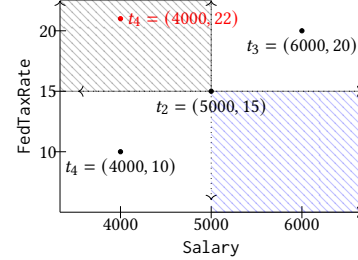


Figure 1: Salary and FedTaxRate for each tuple in Tax. The grey (upper left quadrant centered at t_2) and blue shaded areas (lower right quadrant centered at t_2) show the regions where the tuples that could form a violation t_2 lie.

Example 5. Consider the Tax table from our running example and the DC $\varphi_3 : (s.\text{State} = t.\text{State} \wedge s.\text{Salary} < t.\text{Salary} \wedge s.\text{FedTaxRate} > t.\text{FedTaxRate})$ which contains one equality and two inequality predicates. Algorithm 1 will first start with the equality predicate, and place t_1 in a hash partition by hashing $t_1.\text{State} = \text{New York}$. Since the range tree for the hash bucket is empty, the range search will return false and we insert $(t_1.\text{Salary}, t_1.\text{FedTaxRate})$ in the tree. Next, we process t_2 which is placed in a different partition since $t_2.\text{State} = \text{Wisconsin}$. The algorithm performs a range search which returns false since the tree corresponding to that partition is empty. We then insert $(5000, 15)$ in the tree. When t_3 is processed, it is placed in the same partition as t_2 since they have the same State value. At this point, we have two tuples in the same partition and thus we need to consider the remaining predicates in the DC to establish whether there is a violation. Such a violation would occur in two scenarios: 1) if the tuple already present in the tree (t_2) has lower Salary than 6000 but larger than 20 FedTaxRate which are the corresponding values of Salary and FedTaxRate for tuple t_3 , or 2) if t_2 has salary higher than 6000 but a FedTaxRate smaller than 20. To identify whether this is the case, we perform an orthogonal range search with $L = (-\infty, 20)$ and $U = (6000, \infty)$ (scenario 1). Then, we also search in the inverted range $L' = (6000, -\infty)$ and $U' = (\infty, 20)$ (scenario 2). Since t_2 does not lie in the desired range, both range searches return false and we insert $(6000, 20)$ in the tree. Finally, t_4 is processed and placed in the same partition as t_2 and t_3 . We thus query the tree with $L = (-\infty, 10)$ and $U = (4000, \infty)$ (and the inverted range $L' = (4000, -\infty), U' = (\infty, 10)$) but no point satisfies the criteria as shown in Figure 1. Both searches return false, we insert t_4 in the tree, and return true (Line 20).

To demonstrate an example of a violation, consider Table Tax' with the modified tuple t_4 with FedTaxRate = 22 (shown as t_4 in red in Figure 1). Then, the range search queries would be $L = (-\infty, 22), U = (4000, \infty)$ and $L' = (4000, -\infty), U' = (\infty, 22)$. Then, t_2 and t_3 form a violation with t_4 since both the points represent a higher salary than 4000 but a smaller tax rate than 22, and Line 14 returns false. \square

We now establish the correctness of Algorithm 1.

Lemma 1. *Algorithm 1 correctly determines whether a homogeneous DC φ is satisfied.*

Proof. We first show that Algorithm 1 is correct when φ only contains equality predicates. In this case, it is sufficient to determine whether there exist two distinct tuples t_1 and t_2 such that $\pi_{\text{vars}=\varphi}(t_1) = \pi_{\text{vars}=\varphi}(t_2)$. The hash table H stores a counter for each distinct $\pi_{\text{vars}=\varphi}(t)$ and increments it for each tuple $t \in R$ (line 17). Thus, the algorithm will correctly return false as soon as some counter becomes greater than one and return true only if no such t_1, t_2 exists.

Next, we consider the case when there exists at least one predicate with inequality. We show the proof for the case when all inequality predicate operators are $<$, i.e., all predicates in the DC are of the form $(s.A = t.A)$ or $(s.A < t.A)$. The proof for other operators is similar. We first state the following claim.

Claim 1. *Let w be the set of attributes that appear in the predicates with inequalities. Two tuples t_1 and t_2 in the same partition can form a violation if and only if $t_1(w) < t_2(w)$ or $t_2(w) < t_1(w)$, where the notation $t(w)$ denotes the projection, $\pi_w(t)$, of tuple t on attributes w .*

Here, $<$ is the standard coordinate-wise strict dominance checking operator. Claim 1 follows directly from the semantics of the operator under consideration and the definition of a violation. Suppose t is the tuple being inserted in the tree. Line 13 will query the range tree with $L = (-\infty, \dots, -\infty)$, $U = (t(v_1), \dots, t(v_k))$ and $L' = (t(v_1), \dots, t(v_k))$, $U' = (\infty, \dots, \infty)$. In other words, the algorithm searches for a point in the tree such that t is strictly smaller or larger for each of the k coordinates. The existence of such a point would imply that there exists a pair that forms a violation.

If the orthogonal range search finds no point, Claim 1 tells us that t cannot form a violation with any tuple s already present in the range tree. In each iteration of the loop, we insert one tuple into the range tree. Therefore, if t_1 and t_2 form a violation, it will be discovered when one of them (say t_2) is already inserted in the range tree and t_1 is being processed by the for loop. This completes the proof. \square

Time and Space Complexity. We next establish the running time of the algorithm. First, observe that if $k = 0$, then the algorithm takes $O(|R|)$ time since the for loop only performs a constant number of hash table operations. If $k \geq 1$, the algorithm performs one insertion and two Boolean orthogonal range search queries in each iteration of the for loop. Suppose the insertion time complexity, denoted by $I(n)$, is of the form³ $\log^\alpha n$ and search time complexity is $T(n)$ when the data structure has n points in it. The running time can be bounded as

Table 2: Data structure parameter on input of size n [35]. k is the number of dimensions of the points inserted in the tree.

DS	Insertion $I(n)$	Answering $T(n)$	Space $S(n)$
Range tree	$O(\log^k n)$	$O(\log^k n)$	$O(n \cdot \log^{k-1} n)$
k -d tree	$O(\log n)$	$O(n^{1-\frac{1}{k}})$	$O(n)$

$$\begin{aligned}
& \sum_{i=1}^{|R|} \left(\underbrace{\log^\alpha i}_{\text{insertion time}} + \underbrace{2 \cdot T(i)}_{\text{query time}} \right) \\
& < \int_1^{|R|+1} \log^\alpha i \, di + \int_1^{|R|+1} 2 \cdot T(i) \, di \\
& = O(|R| \cdot \log^\alpha |R|) + \int_1^{|R|+1} 2 \cdot T(i) \, di
\end{aligned}$$

Seminal work by Overmars [35] showed that using range trees and k -d trees, one can design an algorithm with the parameters as shown in Table 2.

The integral in the second term in the equation above can be bounded by setting $T(i) = \log^k i$ or $T(i) = i^{1-1/k}$. In both cases, the second term evaluates to $O(|R| \cdot T(|R|))$. For space usage, note that the hash table takes a linear amount of space in the worst case. Thus, the space requirement of the tree data structure determines the space complexity. The main result can be stated as follows.

Theorem 1. *Algorithm 1 runs in time $O(|R| \cdot (I(|R|) + T(|R|)))$ and uses space $S(|R|)$ when using range tree or k -d tree with parameters as shown in Table 2.*

With range trees, the running time is $O(|R| \cdot \log^k |R|)$ and space usage is $O(|R| \log^{k-1} |R|)$; for k -d trees, the running time is $O(|R|^{2-\frac{1}{k}})$ and space requirement is $O(|R|)$.

Comparison with FACET. Our approach is superior to FACET in three respects. First, we use polynomially less space and time in the worst-case. Second, there exist instances where our algorithm saves a significant amount of time and space by early termination.

Proposition 1. *For every homogeneous DC φ with at least one non-equality predicate, there exists a relation R such that Algorithm 1 takes $O(1)$ time and FACET requires $\Omega(|R|)$ time.*

Proof. We sketch the proof for $\varphi : \forall s, t \in R, \neg(s.A = t.A \wedge s.B < t.B)$ which can be extended straightforwardly for other DCs of interest. We construct a unary relation $R(A, B)$ of size N as follows: the first tuple t_1 is (a_1, b_1) and the remaining $N - 1$ tuples are (a_1, b_2) where $b_1 < b_2$. Note that t_1 forms a violation with every other tuple in the relation. Algorithm 1 initializes one range tree when processing t_1 (Line 7) and inserts t_1 in it (Line 15). Thereafter when tuple t_2 is processed, the range search query (Line 13) will return true and the algorithm will terminate. Note that all the operations take $O(1)$ time since the tree only contains two tuples. However, FACET requires $\Omega(|R|)$ time for processing the refinement of $s.A = t.A$ predicate. \square

Lastly, the space requirement of FACET is relation dependent. If the machine has only linear amount of memory, FACET will be unable to

³Throughout the paper, we use $\log^k N$ to mean $(\log N)^k$ and not iterated logarithms.

complete the refinements and fail. On the other hand, our solution allows verification with linear space using k -d trees. This flexibility is important for resource-constrained production scenarios.

4.3 Generalizations and Optimizations

In the previous section, we made some assumptions on the type of constraints processed by Algorithm 1. We now gradually remove these assumptions and present appropriate examples and proofs.

Allowing inequality heterogeneous predicates. We first extend our algorithm to also handle heterogeneous predicates, namely predicates of the form $s.A$ op $t.B$, where op is $<$, \leq , $>$ or \geq . Let φ be a DC containing row-level homogeneous predicates (as before) and some inequality heterogeneous predicates. The main difference from the previous case is that we now need to generalize our procedure for computing the ranges (L, U) and inverted ranges (L', U') for range search. Algorithm 2 shows the generalization. The main idea is that if φ has a predicate $s.C < t.D$, then when we process a new tuple r , the upper-bound for attribute C is set to $r.D$ in the forward check, and the lower-bound for attribute D is set to $r.C$ in the inverted check (because we are comparing attribute C of s with attribute D of t in the predicate). When $C = D$, we recover our original algorithm. We also note that the new generalization also extends our algorithm to handle the case when attributes occur in more than one predicate. Thus, a heterogeneous equality, $s.C = t.D$, can be handled by rewriting it to $s.C \leq t.D \wedge s.C \geq t.D$ and using the generalized range computation from Algorithm 2. The range trees store projections of tuples on the attributes that are involved in inequality predicates.

Heterogeneity also enables an optimization. Let L_1 be all the attributes present in inequality predicates and referenced by s , and L_2 be those that are referenced by t . For example, if $s.C < t.D$ is a predicate in φ , then L_1 will contain C and L_2 will contain D . Now, rather than having one range search data structure of dimension $|L_1 \cup L_2|$, we can instead have two potentially smaller range search data structures of dimension $|L_1|$ and $|L_2|$ – one to perform the forward search and the other to perform the inverted search. In absence of heterogeneous predicates, we had $L_1 = L_2$ and both these were identical, but in presence of heterogeneous constraints, L_1 and L_2 can each be strictly smaller than their union.

Example 6. Consider the DC $\varphi : \neg(s.\text{Salary} \leq t.\text{FedTaxRate})$. Note that $L_1 = \{\text{Salary}\}$ and $L_2 = \{\text{FedTaxRate}\}$. Suppose we are processing tuple $r \in \mathbf{R}$. We will create two range search data structures H_1 (in which we will store $t.\text{Salary}$) and H_2 (in which we will store $t.\text{FedTaxRate}$). Given r , we first do a range search in H_1 to check if there is a point that is no larger than $r.\text{FedTaxRate}$. If there is a point, we have found a violation. Otherwise, we insert $r.\text{Salary}$ in H_1 and check whether there is a point in H_2 that is no smaller than $r.\text{Salary}$. If there is a point, we have found a violation and we insert $r.\text{FedTaxRate}$ into H_2 otherwise. \square

Allowing disequality predicates. Any predicate $s.A \neq t.B$ can be written as a union of two predicates: $(s.A < t.B) \vee (s.A > t.B)$. Therefore, a DC containing ℓ predicates with op as \neq can be equivalently written as a conjunction of 2^ℓ DCs containing no disequality operator.

Algorithm 2: SEARCH RANGE GENERATION WHEN PROCESSING A NEW TUPLE r IN PRESENCE OF HETEROGENEOUS INEQUALITIES

Input : A tuple r from relation \mathbf{R} , DC φ
Output : Search range and inverted search range

```

1 PROCEDURE CreateBothSearchRanges( $r, \varphi$ )
2    $L \leftarrow (-\infty, \dots, -\infty), U \leftarrow (\infty, \dots, \infty)$  /*  $L, U, L', U'$  are
   indexed by attributes of  $R$  that appear in inequality
   predicates */
3    $L' \leftarrow (-\infty, \dots, -\infty), U' \leftarrow (\infty, \dots, \infty)$ 
4   foreach inequality predicate  $s.C$  op  $t.D$  in  $\varphi$  do
5     if op is  $<$  or  $\leq$  then
6        $U.C \leftarrow \min\{U.C, r.D\}$ 
7        $L'.D \leftarrow \max\{L'.D, r.C\}$ 
8     if op is  $>$  or  $\geq$  then
9        $L.C \leftarrow \max\{L.C, r.D\}$ 
10       $U'.D \leftarrow \min\{U'.D, r.C\}$ 
11   return  $L, U, L', U'$ 

```

If the original homogeneous DC contains no inequality predicate, then it is possible to reduce the number of equivalent DCs from 2^ℓ to $2^{\ell-1}$. The idea is that a violation (s, t) is symmetric (i.e. (t, s) is also a violation) if the DC contains only equality and disequality predicates. Therefore, when converting a DC to only have inequalities, it suffices to expand $(s.A \neq t.A)$ to just $(s.A < t.A)$ for one last disequality predicate instead of $(s.A < t.A) \vee (s.A > t.A)$.

Proposition 2. Given a homogeneous DC φ with only equality and ℓ disequality predicates, there exists an equivalent conjunction of $2^{\ell-1}$ DCs that contain only equality and inequality predicates.

Proof. Consider the constraint $\varphi : \neg(\phi \wedge s.A \neq t.A)$, where ϕ is a conjunction of homogeneous equality and disequality predicates. Let (q, r) be a violation to φ . Without loss of generality, we assume that $q.A < r.A$, and then (q, r) is also a violation to $\varphi_1 : \neg(\phi \wedge s.A < t.A)$. Since ϕ only contains equality and disequality predicates, (r, q) also satisfies ϕ by symmetry, and therefore (r, q) is a violation to φ and $\varphi_2 : \neg(\phi \wedge s.A > t.A)$. In fact, for any violation (r, q) to φ , one of (r, q) and (q, r) must violate φ_1 while the other violates φ_2 . Thus, we only need to check φ_1 for violations, which contains $\ell - 1$ disequality predicates and can be written as a conjunction of $2^{\ell-1}$ DCs containing no disequality predicates by logical equivalence. \square

Note that although Algorithm 1 is described for a single homogeneous DC, it can be extended to verify multiple DCs in a non-serial fashion. For each tuple in \mathbf{R} , one can perform the processing for each DC and return as soon as any of them detect a violation. This ensures we retain the ability to terminate early whenever possible.

Allowing only one inequality predicate. If a DC has row homogeneous equality predicates and at most one predicate (homogeneous or heterogeneous) containing an inequality, then the verification can be done in linear time. Algorithm 3 shows the algorithm. Like the previous algorithms, we begin by partitioning the input into a hash table based on the equality predicates. Let the inequality predicate be $s.A$ op $t.B$. The main idea is to maintain the running minimum and maximum values for the Columns A and B for each partition of the input. Since the comparison is one-dimensional, it is sufficient to compare against the minimum (or maximum) value.

Algorithm 3: DC VERIFICATION FOR DCs WITH ROW-HOMOGENEOUS EQUALITY AND ONE INEQUALITY PREDICATE

Input :Relation \mathbf{R} , DC φ containing equality predicates of form $s.C = t.C$ (for some C) and **one** inequality predicate p of form $s.A \text{ op } t.B$

Output :True/False

```

1  minA, maxA, minB, maxB ← empty hash table
2  foreach  $t \in R$  do
3     $v \leftarrow \pi_{\text{vars}(\varphi)}(t)$ 
4    if  $v \notin \text{min}_A$  then
5      minA[ $v$ ], minB[ $v$ ] ←  $+\infty, +\infty$ 
6      maxA[ $v$ ], minB[ $v$ ] ←  $-\infty, -\infty$ 
7    if  $(p.\text{op} \in \{<, \leq\} \wedge \text{min}_A[v] \text{ op } t.B) \vee (p.\text{op} \in \{>, \geq\} \wedge \text{max}_A[v] \text{ op } t.B)$  then
8      return false
9    if  $(p.\text{op} \in \{<, \leq\} \wedge t.A \text{ op } \text{max}_B[v]) \vee (p.\text{op} \in \{>, \geq\} \wedge t.A \text{ op } \text{min}_B[v])$  then
10     return false
11   minA[ $v$ ] ← min{minA[ $v$ ],  $t[A]$ }
12   minB[ $v$ ] ← min{minB[ $v$ ],  $t[B]$ }
13   maxA[ $v$ ] ← max{maxA[ $v$ ],  $t[A]$ }
14   maxB[ $v$ ] ← max{maxB[ $v$ ],  $t[B]$ }
15 return true

```

Lines 4-6 initialize these minimum and maximum values to $+\infty$ and $-\infty$ respectively when we see a tuple that belongs to no existing partition. Lines 7-10 then perform the inequality check between all previously seen tuples (in this new tuple's partition v) and this new tuple. If the checks fail, we update the minimum and maximum values for partition v based on this new tuple on Lines 11-14. The algorithm makes only one pass over the entire dataset and the overall time complexity is $O(|\mathbf{R}|)$. While this optimization is simple, it has important implications. In particular, popular constraints such as functional dependencies (FD) are DCs that contain exactly one inequality predicate. Algorithm 3 recovers the standard linear time algorithm to verify FDs [27]. However, it is unclear that FACET, in its present form, can achieve the same provable guarantee.

Allowing mixed homogeneous constraints. We now extend our verification algorithm to work also for mixed homogeneous constraints that can contain predicates of the form $s.A \text{ op } s.B$ as well as $s.A \text{ op } t.A$. Let $\forall s, t : \neg\phi(s, t)$ be a mixed homogeneous denial constraint. We first rewrite ϕ in the form $\phi_S(s) \wedge \phi_T(t) \wedge \phi_{ST}(s, t)$ where ϕ_S contains all predicates that mention only s (and not t), ϕ_T contains all predicates that mention only t (and not s), and ϕ_{ST} contains all predicates that mention both s and t . The constraint $\forall s, t : \neg\phi$ that we need to verify over a given \mathbf{R} can be equivalently rewritten as follows:

$$\begin{aligned}
\forall s, t : \neg\phi &\Leftrightarrow \forall s, t : \neg(\phi_S(s) \wedge \phi_T(t)) \vee \neg\phi_{ST}(s, t) \\
&\Leftrightarrow \forall s, t : (\phi_S(s) \wedge \phi_T(t)) \Rightarrow \neg\phi_{ST}(s, t) \\
&\Leftrightarrow \forall s \in \mathbf{S} : \forall t \in \mathbf{T} : \neg\phi_{ST}(s, t)
\end{aligned}$$

where \mathbf{S} is the set of all tuples in \mathbf{R} s.t. ϕ_S is true, and \mathbf{T} is the set of all tuples in \mathbf{R} s.t. ϕ_T is true. Note that \mathbf{S} and \mathbf{T} can overlap.

We maintain two range search data structures (same as the H in Algorithm 1) H_S and H_T for points in \mathbf{S} and \mathbf{T} respectively. For

Algorithm 4: DC DISCOVERY

Input :Relation \mathbf{R}

Output :List of exact, minimal DCs

```

1   $\mathcal{L} \leftarrow \text{new list}()$  /* stores exact, minimal DCs */
2   $k \leftarrow 0$ 
3  while  $k \leq |\text{vars}(\mathbf{R})|$  do
4     $k \leftarrow k + 1$ 
5    foreach candidate  $\varphi$  formed using size  $k$  subset of  $\text{vars}(\mathbf{R})$  do
6      /* MINIMAL borrowed from [14] */
7      if MINIMAL( $\mathcal{L}, \varphi$ ) and NOTPRUNED( $\mathcal{L}, \varphi$ ) and
8        VERIFY( $R, \varphi$ ) then
9          output  $\varphi$ 
10          $\mathcal{L}.\text{append}(\varphi)$ 
11 return processed  $\mathcal{L}$  using implication test
12 from [14] PROCEDURE NOTPRUNED( $\mathcal{L}, \varphi$ )
13   foreach  $\varphi' \in \mathcal{L}$  do
14      $p_1, \dots, p_m \leftarrow \text{predicates in } \varphi'$ 
15     foreach  $j \in [m]$  do
16       if  $\varphi$  contains  $\{p_i\}_{i \neq j}$  and  $\neg p_j$  then
17         return false
18   return true

```

each tuple (aka point) $q \in \mathbf{R}$, we first check whether it belongs to \mathbf{S} and \mathbf{T} .

- (1) If $q \in \mathbf{S}$, we perform range search on H_T to find any point r such that $\phi_{ST}(q, r)$ is true. If there is no such point, we insert q into H_S . Otherwise, the constraint does not hold and the algorithm terminates. This step checks whether there is any previously seen point r in \mathbf{T} such that (q, r) forms a violation.
- (2) Similarly, if $q \in \mathbf{T}$, we perform range search on H_S to find any point r such that $\phi_{ST}(r, q)$ is true. If there is no such point, we insert q into H_T . Otherwise, we output false.

The correctness of the algorithm follows from the logical equivalences established above. Whenever there exist $s \in \mathbf{S}, t \in \mathbf{T}$ such that $\phi_{ST}(s, t)$ is true, the algorithm is able to identify them no matter whether s precedes t or not in the input relation. For each point, the algorithm performs at most two range queries, and therefore the big-O complexity is the same as the original algorithm.

5 RAPIDASH DISCOVERY

In this section, we propose a fast DC discovery algorithm. To find all exact, minimal DCs, we use a lattice-based approach where we generate candidate DCs and leverage the verification algorithm to verify whether the DC holds.

Similar to prior works on functional dependency discovery [26], we start with singleton sets of attributes and traverse larger sets in a level-by-level fashion. For each set of attributes, we generate candidate DCs by generating all possible predicates. Then, we apply the verification algorithm to check whether the DC holds over the input. If the DC is true, we output the DC to the user and store it in a list \mathcal{L} , which is used to check the minimality of a candidate DC. We also prune candidate DCs whose validity is implied by other DCs. When $\neg(\bigwedge_{i \in [m]} p_i)$ is verified, for any $j \in [m]$, we remove all DCs containing $\{p_i\}_{i \neq j} \cup \{\neg p_j\}$ from the search space.

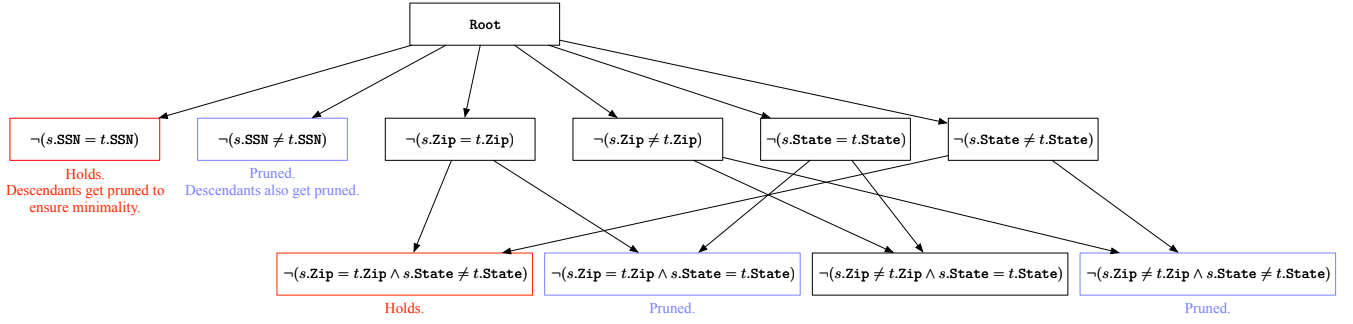


Figure 2: The search space of homogeneous DC discovery on Table 1 when we only consider SSN, Zip, State and limit the number of predicates to two. DCs marked as “Holds” have been verified to be true and DCs marked as “Pruned” are candidates implied by DCs that are true.

Example 7. Figure 2 shows an example search sub-space showing the first two levels of the lattice. Level one (with incoming arrows from the Root) contains all DCs over a single column and level two contains candidates generated from predicates in level one. Consider the DC $\phi_1 : \neg(s.SSN = t.SSN)$ and suppose that it holds. Once this DC is verified, it is added to \mathcal{L} and does not contribute any new candidates in the search space. The next candidate $\phi_1 : \neg(s.SSN = t.SSN)$ is superfluous as it is guaranteed to be false due to logical implication. We also remove all descendants of ϕ_1 because they will be equivalent to other DCs. For instance, $\neg(s.SSN \neq t.SSN \wedge s.Zip = t.Zip)$ is equivalent to $\neg(s.Zip = t.Zip)$, and the latter has already been checked on level one. On level two, the first candidate $\neg(s.Zip = t.Zip \wedge s.State \neq t.State)$ holds and added to \mathcal{L} , which helps us prune the two other candidates in the second level which are marked in the figure. \square

Algorithm 4 describes the steps for DC discovery. It is straightforward to see that the time complexity of the algorithm is the product of # candidate DCs considered and the verification time complexity. Although the DCs in the output of Algorithm 4 are minimal and we prune candidates during the search, there may still exist exact, minimal DCs that can be implied by other exact, minimal DCs. As a post-processing step, we can use the implication test algorithm proposed by Chu et al. [14] to find as many such DCs as possible and remove them. This step is also followed by [37, 39]. Note that the implication test does not guarantee removing all of the implied DCs, and the complete test is a coNP-complete problem [7].

Note that our algorithm can be further improved by incorporating sampling-based verification as a pre-filter and collecting multiple DCs to verify and use the ideas from [37] to exploit common predicates between the candidates. Our solution is also *embarrassingly parallel* and can be easily extended to use multiple processors for verifying candidates. However, we intentionally keep our implementation simple since it already works well in practice for our production customer use cases. We leave the important topic of incorporating these optimizations as a future study topic.

Comparison with prior work. First, observe that we have the capability to output the candidate DC to the user immediately after the verification has been done. Thus, the user can terminate the algorithm at any point in time, a desirable property since the user can interrupt the algorithm and still get answers. This *anytime* property

for DC discovery is a direct consequence of faster DC verification. Indeed, since all prior methods for DC verification may require a quadratic amount of space (and thus, time), they cannot be used for our setting. Second, since the lattice is traversed in increasing size of the candidate constraints, we get the added benefit of generating *succinct* constraints, a desirable property [14] and in line with the minimum descriptor length principle. Lastly, our proposed solution is space efficient and requires only $O(|\mathcal{R}| + |\mathcal{L}|)$ amount of space when the verification method uses k -d trees, allowing our solution to run on commodity machines. This property is not achievable by any other non-trivial discovery method known so far.

6 EXPERIMENTAL EVALUATION

In this section, we report the results of our experimental evaluation. In particular, we seek to answer the following questions:

- (Q.1) What is the performance improvement (time and space) of the RAPIDASH verification algorithm compared to FACET?
- (Q.2) What is the impact of the optimizations proposed in Section 4.3 in the overall verification time?
- (Q.3) How does the performance and scalability of RAPIDASH discovery compare to existing solutions?

6.1 Experimental Setting

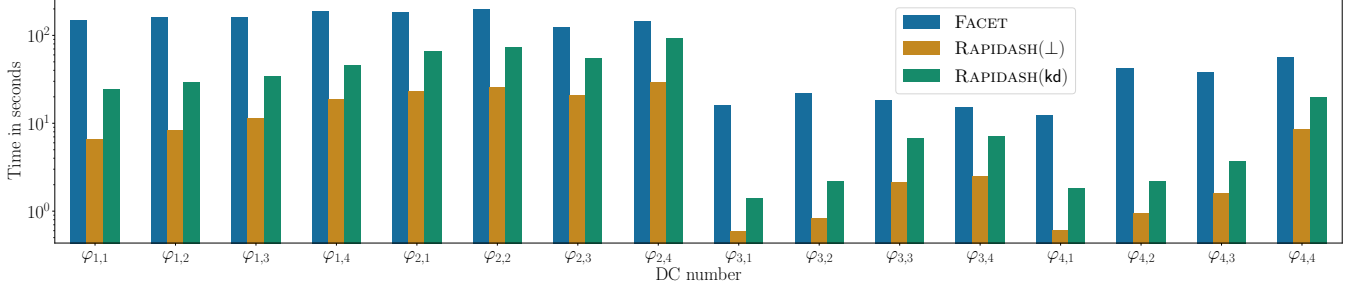
Table 3 lists twelve DCs over four production datasets that we use in our experiments⁴. Two of these datasets contain banking information, one dataset is related to the shipping of documents and products, and the last dataset contains sales information. Each dataset contains a mix of categorical, numeric, and datetime columns. To stress-test our algorithm and prior work, we use complex data quality rules that are either discovered automatically or manually verified to be meaningful. Further, to make sure that the DCs are not trivial to falsify, we pick 3 DCs by taking a 10% sample of each dataset and discover DCs that are true over the sample. The fourth DC (denoted by $\phi_{i,4}$ for dataset D_i) holds over the full dataset.

We ran all experiments on an Intel(R) Xeon(R) W-2255 CPU @ 3.70GHz machine with 128GB RAM running Windows 10 Enterprise (version 22H2). All of our experiments are executed over a single core and in the main memory setting. Similar to all prior work, we

⁴The column names in the DCs have been omitted due to security and privacy concerns.

Table 3: List of denial constraints used in experiments for each dataset.

Dataset	Cardinality	#Columns	DC number	Denial constraint
D_1	50M	28	$\varphi_{1,1}$	$\neg(s.A = t.A \wedge s.B = t.B \wedge s.C \neq t.C \wedge s.D \neq t.D)$
D_1	50M	28	$\varphi_{1,2}$	$\neg(s.C = t.C \wedge s.E = t.E \wedge s.F = t.F \wedge s.G \neq t.G \wedge s.H \neq t.H)$
D_1	50M	28	$\varphi_{1,3}$	$\neg(s.B = t.B \wedge s.I = t.I \wedge s.J = t.J \wedge s.K \neq t.K \wedge s.L \neq t.L)$
D_1	50M	28	$\varphi_{1,4}$	$\neg(s.A = t.A \wedge s.I = t.I \wedge s.M > t.M \wedge s.N \neq t.N)$
D_2	25M	28	$\varphi_{2,1}$	$\neg(s.A = t.A \wedge s.B = t.B \wedge s.C \geq t.C \wedge s.D \leq t.D \wedge s.E \leq t.E \wedge s.F \geq t.F \wedge s.G > t.G)$
D_2	25M	28	$\varphi_{2,2}$	$\neg(s.A \neq t.A \wedge s.B = t.B \wedge s.H \leq t.H \wedge s.F \geq t.F \wedge s.G \geq t.G)$
D_2	25M	28	$\varphi_{2,3}$	$\neg(s.A = t.A \wedge s.I \neq t.I \wedge s.D \leq t.D \wedge s.G \geq t.G \wedge s.J = t.J)$
D_2	25M	28	$\varphi_{2,4}$	$\neg(s.C \leq t.C \wedge s.D \leq t.D \wedge s.K = t.K)$
D_3	10M	76	$\varphi_{3,1}$	$\neg(s.A = t.A \wedge s.B \leq t.B \wedge s.C > t.C)$
D_3	10M	76	$\varphi_{3,2}$	$\neg(s.A = t.A \wedge s.B \leq t.B \wedge s.D > t.D)$
D_3	10M	76	$\varphi_{3,3}$	$\neg(s.A = t.A \wedge s.B < t.B \wedge s.E = t.E)$
D_3	10M	76	$\varphi_{3,4}$	$\neg(s.E = t.E \wedge s.F \neq t.F \wedge s.G \neq t.G)$
D_4	10M	80	$\varphi_{4,1}$	$\neg(s.A = t.A \wedge s.B \neq t.B \wedge s.C = t.C \wedge s.D = t.D)$
D_4	10M	80	$\varphi_{4,2}$	$\neg(s.E \neq t.E \wedge s.F = t.F \wedge s.G = t.G \wedge s.B \neq t.B)$
D_4	10M	80	$\varphi_{4,3}$	$\neg(s.H = t.H \wedge s.I = t.I \wedge s.J \leq t.J \wedge s.K \geq t.K)$
D_4	10M	80	$\varphi_{4,4}$	$\neg(s.L = t.L \wedge s.M \neq t.M \wedge s.N \neq t.N)$

**Figure 3: Running time (in seconds) of different algorithms for DC verification.**

implemented our algorithm in Java. Despite our repeated attempts, we were not able to obtain the original FACET source code from the authors of [40]. Therefore, we implemented FACET in Java using the Metanome infrastructure from [12] and [37], with all optimizations as described in [40]. Further, for verification, we ensure that FACET execution terminates as soon as the first violation is found. All reported running times are the trimmed mean of five independent executions after the dataset has been loaded in memory.

For verification (see Algorithm 1), we use a standard implementation of orthogonal range trees (referred to as RAPIDASH(\perp)) and k-d trees (referred to as RAPIDASH(kd)). Like FACET, RAPIDASH does not require any traditional column indexing. All data structures are built on-the-fly. For discovery, we compare our proposed algorithm with HYDRA and DCFINDER, two state-of-the-art DC mining algorithms. We use the same predicate space as defined in [39].

6.2 DC Verification

In this section, we answer Q.1 (performance) and Q.2 (scalability and optimizations). Figure 3 shows the running time (in log scale) of RAPIDASH for all datasets and DCs. The speedup obtained by our algorithm is close to an order of magnitude and up to 40 \times . Compared to FACET, both algorithms perform significantly better on all DCs. RAPIDASH(\perp) performs better than RAPIDASH(kd) on all DCs. This is not surprising since using k-d trees for orthogonal range

search is more expensive as shown by their big-O time analysis. However, RAPIDASH(kd) is still faster than FACET by up to 20 \times .

The speedup obtained by RAPIDASH can be attributed to two reasons. First, RAPIDASH can terminate as soon as a violation is discovered, as opposed to FACET that cannot do early termination in general (see Section 3). Therefore, in most cases, our algorithm does not require looking at the entire relation. This behavior can be empirically observed by noticing that the running time for $\varphi_{i,4}$ is greater than all other DCs for a fixed dataset. Since $\varphi_{i,4}$ holds for the entire dataset, the algorithm needs to process every row and thus there is no opportunity for early termination. $\varphi_{4,1}$ (functional dependency) also exemplifies the same observation. Although FACET takes only 10 seconds, RAPIDASH(\perp) is over a magnitude faster.

The second reason is that RAPIDASH does not require any expensive materialization as opposed to the cluster pair generation that is done by FACET. As mentioned in Section 3, FACET constructs a refinement pipeline, and the intermediate representation of the cluster pairs can become expensive for predicates containing inequalities and disequalities. Figure 4 shows the size of the data structures constructed by each algorithm. For FACET, the size is the cardinality of the cluster pairs generated at each stage of the refinement pipelines. For RAPIDASH based algorithms, the size refers to the number of points inserted in the tree. For all DCs, FACET used 1.4–8 \times more space compared to RAPIDASH(\perp). RAPIDASH(kd)

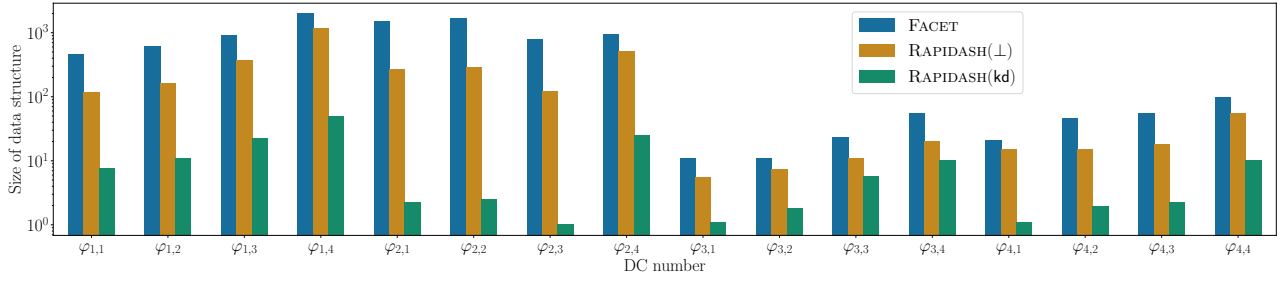


Figure 4: Space requirement of different algorithms for DC verification. For FACET, space usage is the cardinality (in millions) of cluster pairs constructed and the number of nodes in the tree constructed for RAPIDASH(\perp) and RAPIDASH(kd).

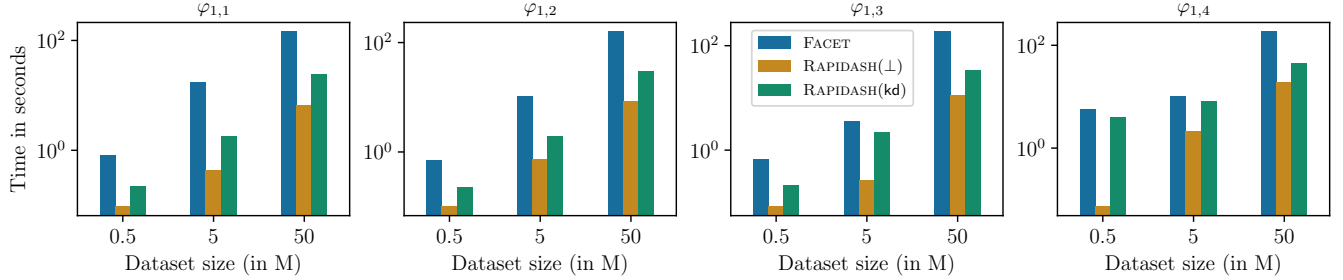


Figure 5: Running time (in seconds) for DC verification on D_1 with varying cardinality.

was a further order of magnitude lower in its space requirement compared to RAPIDASH(\perp) in line with the theoretical predictions presented in Section 4.

Scalability. To study the scalability of RAPIDASH, we use dataset D_1 and vary the number of rows to understand the impact of input size on the running time of the DCs. Figure 5 shows the results when vary the dataset size of D_1 from 0.5M to 50M. Both RAPIDASH(\perp) and RAPIDASH(kd) scale almost linearly for the first three DCs. For $\varphi_{1,4}$, while RAPIDASH(\perp) scales linearly, RAPIDASH(kd) has super linear scalability, which is in line with the expectation. The behavior of RAPIDASH on other datasets was also very similar. The performance gap between FACET and our solution narrows when the dataset size is small. This is expected since FACET performance depends on the sizes of cluster pairs generated by refinements. If the size of the partitions generated after processing equality predicates is small, refinement processing of other non-equality predicates is not as expensive compared to larger partitions.

Inequality Predicate Optimization. From the set of DCs considered, the single inequality optimization as described in Section 4.3 is applicable to $\varphi_{3,3}$ and $\varphi_{4,1}$ ⁵. Using the homogeneous version of Algorithm 3, we observed a speedup of 1.2 \times and 1.1 \times respectively, compared to the fastest implementation RAPIDASH(\perp). The main reason for the improvement is that instead of creating a binary tree on the column in the inequality predicate, we only keep track of the minimum and maximum value of the column for the tuples present in a partition after hashing.

Disequality Predicate Optimization. The disequality predicate optimization is applicable to $\varphi_{1,1}$, $\varphi_{1,2}$, $\varphi_{1,3}$ from the four DCs on D_1 .

⁵After converting disequality to inequality

Each of the three constraints has exactly two disequality predicates. With the optimization switched on, we observed an improvement of 2 \times for each of the three DCs owing to the fact that the optimization generates two candidates of four. Thus, the algorithm only needs to do half the work.

6.3 DC Discovery

This section is dedicated to answering Q.3.

Performance. We evaluate the performance of our DC discovery algorithm (RAPIDASH(disc)) in comparison to HYDRA and DCFINDER using all four datasets. We'd like to note that our datasets are much larger than those used in prior work (HYDRA and DCFINDER were evaluated on datasets consisting of up to 1M rows). We run the experiments with a time limit of 48 hours. For all datasets, both HYDRA and DCFINDER **could not finish** the computation of the evidence set within the time limit for *any dataset*. This is not surprising since the evidence-set can be super linear in the size of the dataset and has an exponential dependency on the number of columns. Therefore, even after spending a lot of computing resources, the user does not get any information at all about whether there even exists a DC or not. In contrast, RAPIDASH(disc) was able to discover all constraints over a single attribute (i.e. $k = 1$) within 10 minutes for all datasets. Constraints over single attributes are already interesting since it includes single-column primary keys, finding whether columns that are empty, or sorted in a particular order. All constraints are generated over pairs of attributes ($k = 2$) within one hour of starting the discovery process. Further, since RAPIDASH(disc) continuously outputs DCs, the user is able to still get useful information even if the algorithm isn't allowed to run to completion.

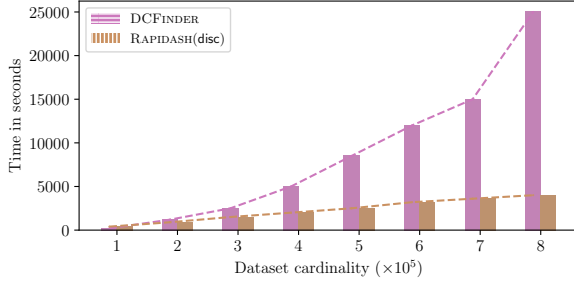


Figure 6: Running time of DCFINDER vs. RAPIDASH(disc) for varying cardinality of D_1 with 15 columns.

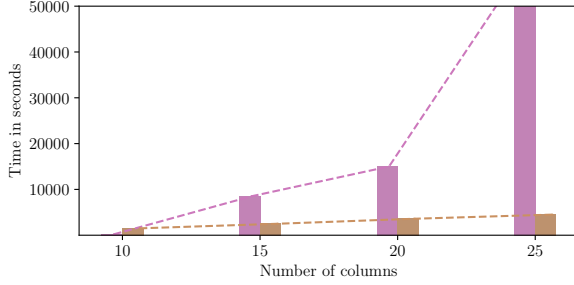


Figure 7: Running time of DCFINDER vs. RAPIDASH(disc) for varying number of columns with $|D_1| = 5 \cdot 10^5$. Criss-cross hashed bar means experiment could not complete in 24 hours.

Scalability micro-benchmark. To understand the scaling behavior, we create a micro-benchmark where we vary the number of rows and columns in dataset D_1 and run DCFINDER⁶ to generate all constraints over at most three columns. We intentionally keep the dataset size small to ensure that DCFINDER can actually terminate. Figure 6 shows the scalability wrt. to varying the cardinality of D_1 . DCFINDER is faster than our solution when the dataset size is 10^5 rows but its running time grows very quickly as the dataset size increases, demonstrating the super-linear running time empirically. This growth is entirely due to the evidence-set computation step. RAPIDASH(disc) on the other hand has a much slower growth in running time. The same behavior was also observed when varying the number of columns but keeping the cardinality as 5×10^5 , as shown in Figure 7. Even for only 25 columns in a small dataset, the evidence set computation becomes a blocker. Note that the jump in DCFINDER running time when going from 10 to 15 columns is larger than when going from 15 to 20 columns. This is because the evidence set computation is sensitive to column cardinality and whether it is numeric or categorical. Recall that categorical columns only admit $=, \neq$ as operators but numerical columns can have any operator in the predicate. When numerical columns are added, not only do they generate 6 row-level homogeneous predicates but also column-level and heterogeneous predicates. This leads to a blowup in predicate space which in-turn makes the evidence set larger.

7 RELATED WORK

DCs as an integrity constraint language was originally proposed by Chu et al. [14]. We refer the reader to [2, 3] for a general overview.

⁶We omit a microbenchmark with HYDRA since DCFINDER is known to be faster [37]

DC Verification. To the best of our knowledge, FACET [38] is the state-of-the-art algorithm for DC verification. In more detail, given a DC, FACET is able to find all constraint violation pairs which is sufficient to detect whether a DC holds or not. FACET follows the design of VIOFINDER [39] and uses an operator called *refinement* to evaluate DC predicates. Our proposed algorithm has better worst-case time/space complexity than FACET which results in significant performance improvements in practice. Previous works on data cleaning [16, 20, 41] rely on relational DBMSs to detect DC violations, where DCs are translated into SQL queries. Those DBMS-based methods often fall short when DCs contain inequalities, and they are slower than DC-specific methods by orders of magnitude as shown in [38, 39].

DC Discovery. The two state-of-the-art systems that cater to **exact** DC discovery are HYDRA [12] and DCFINDER [37]. Both of these systems rely on the two-step process of first building the evidence set, followed by enumerating the DCs. In particular, [12] proposed a hybrid strategy that combines DC discovery on a small sample with further refinement based on DC violations on the full instance. DCFINDER is designed for approximate DC discovery, but its optimizations also apply to exact DC discovery. The two-step approach is also been successfully used for other dependency discovery algorithms [36, 43]. Following DCFINDER, several systems have been proposed for efficient **approximate** constraint discovery. ADCMINER [33] is an extension to DCFINDER that supports user-defined semantics of approximation and sampling is used to reduce the computation cost. ECP [40] introduces customized data representations, indexes and algorithms for both evidence set building and DC enumeration to achieve better parallelism. FASTADC [45] utilizes a condensed representation of evidence sets to support more efficient bit operations and cache utilization in the evidence set building stage and extends the evidence inversion technique from HYDRA for approximate DC enumeration. All these algorithms are evidence-set based whose limitations have been discussed extensively in this paper. Our work focuses on exact DC discovery. Extending it to account for approximate discovery and compare with the techniques discussed above is left for future work.

The lattice-based approach for restricted classes of constraint discovery (such as functional dependencies) has been employed by several works in the past [4, 26, 36]. However, to the best of our knowledge, methods using lattice-based discovery have not been used for general DC mining as the validation of DCs using existing algorithms is expensive. Our work remedies this issue by proposing near-optimal algorithms for verifying any DC.

Range Searching. The connection between geometric algorithms and general join query processing has been made by several prior works [29, 34]. Specifically, range searching has been used for aggregate query processing [28]. In fact, optimizations introduced in this paper could also be applied to certain queries considered in [44] since DCs can be expressed as CQs with comparisons. Range trees and their variants have also been extensively used in geospatial information systems (see [6, 8, 9, 13, 15, 23, 32] for an overview) and indexes for database systems [24]. Ours is the first work to make the connection between constraint verification and discovery using ideas from computational geometry. For an overview of the theoretical aspects of range searching, we refer the reader to [5].

8 CONCLUSION AND FUTURE WORK

In this paper, we studied the problem of DC verification and discovery. We presented RAPIDASH, a DC verification algorithm with near-linear time complexity with respect to the dataset size that leverages prior work on orthogonal range search. We also developed an anytime DC discovery algorithm which does lattice search based on our verification algorithm. Unlike previous works, our discovery algorithm eliminates the reliance on the construction of evidence sets, which can be computationally expensive. Through empirical evaluation, we demonstrated that our DC verification algorithm is faster than the state of the art by an order of magnitude on large-scale production datasets. Our DC discovery algorithm is able to output valid DCs incrementally whereas existing methods fail to provide any useful information. This paper opens up a line of work that can leverage close connections between problems related to denial constraints and computational geometry. Our techniques can be extended to the approximate DC setting as well where we wish to ensure that the number of DC violations is at most some fraction of the dataset. Potential directions for future work include considering dynamic data and external memory setting, as well as further improving complexity [18, 42].

REFERENCES

- [1] Ziawasch Abedjan, Xu Chu, Dong Deng, Raul Castro Fernandez, Ihab F Ilyas, Mourad Ouzzani, Paolo Papotti, Michael Stonebraker, and Nan Tang. 2016. Detecting data errors: Where are we and what needs to be done? *Proceedings of the VLDB Endowment* 9, 12 (2016), 993–1004.
- [2] Ziawasch Abedjan, Lukasz Golab, and Felix Naumann. 2017. Data profiling: A tutorial. In *Proceedings of the 2017 ACM International Conference on Management of Data*. 1747–1751.
- [3] Ziawasch Abedjan, Lukasz Golab, Felix Naumann, and Thorsten Papenbrock. 2018. Data Profiling. Morgan & Claypool Publishers. *Synthesis Lectures on Data Management* (2018).
- [4] Ziawasch Abedjan, Patrick Schulze, and Felix Naumann. 2014. DFD: Efficient functional dependency discovery. In *Proceedings of the 23rd ACM International Conference on Conference on Information and Knowledge Management*. 949–958.
- [5] Pankaj K Agarwal. 2004. Range Searching.
- [6] Lars Arge, Mark de Berg, Herman Haverkort, and Ke Yi. 2008. The priority R-tree: A practically efficient and worst-case optimal R-tree. *ACM Transactions on Algorithms (TALG)* 4, 1 (2008), 1–30.
- [7] Marianne Baudinet, Jan Chomicki, and Pierre Wolper. 1999. Constraint-generating dependencies. *J. Comput. System Sci.* 59, 1 (1999), 94–115.
- [8] Norbert Beckmann, Hans-Peter Kriegel, Ralf Schneider, and Bernhard Seeger. 1990. The R*-tree: An efficient and robust access method for points and rectangles. In *Proceedings of the 1990 ACM SIGMOD international conference on Management of data*. 322–331.
- [9] Norbert Beckmann and Bernhard Seeger. 2009. A revised R*-tree in comparison with related index structures. In *Proceedings of the 2009 ACM SIGMOD International Conference on Management of data*. 799–812.
- [10] Jon Louis Bentley and Jerome H Friedman. 1979. Data structures for range searching. *ACM Computing Surveys (CSUR)* 11, 4 (1979), 397–409.
- [11] Jon Louis Bentley and James B Saxe. 1980. Decomposable searching problems I. Static-to-dynamic transformation. *Journal of Algorithms* 1, 4 (1980), 301–358.
- [12] Tobias Bleifuß, Sebastian Kruse, and Felix Naumann. 2017. Efficient denial constraint discovery with hydra. *Proceedings of the VLDB Endowment* 11, 3 (2017), 311–323.
- [13] King Lum Cheung and Ada Wai-Chee Fu. 1998. Enhanced nearest neighbour search on the R-tree. *ACM SIGMOD Record* 27, 3 (1998), 16–21.
- [14] Xu Chu, Ihab F Ilyas, and Paolo Papotti. 2013. Discovering denial constraints. *Proceedings of the VLDB Endowment* 6, 13 (2013), 1498–1509.
- [15] Mark De Berg. 2000. *Computational geometry: algorithms and applications*. Springer Science & Business Media.
- [16] Wenfei Fan, Chao Tian, Yanghao Wang, and Qiang Yin. 2021. Parallel discrepancy detection and incremental detection. *Proceedings of the VLDB Endowment* 14, 8 (2021), 1351–1364.
- [17] Anna Fariha, Ashish Tiwari, Arjun Radhakrishna, Sumit Gulwani, and Alexandra Meliou. 2021. Conformance Constraint Discovery: Measuring Trust in Data-Driven Systems. In *SIGMOD '21: International Conference on Management of Data, Virtual Event, China, June 20-25, 2021*, Guoliang Li, Zhanhui Li, Stratos Idreos, and Divesh Srivastava (Eds.). ACM, 499–512. <https://doi.org/10.1145/3448016.3452795>
- [18] Otfried Fries, Kurt Mehlhorn, Stefan Näher, and Athanasios Tsakalidis. 1987. A log log n data structure for three-sided range queries. *Inform. Process. Lett.* 25, 4 (1987), 269–273.
- [19] Chang Ge, Shubhankar Mohapatra, Xi He, and Ihab F. Ilyas. 2021. Kamino: Constraint-Aware Differentially Private Data Synthesis. *Proc. VLDB Endow.* 14, 10 (2021), 1886–1899. <https://doi.org/10.14778/3467861.3467876>
- [20] Floris Geerts, Giansalvatore Mecca, Paolo Papotti, and Donatello Santoro. 2020. Cleaning data with Llunatic. *The VLDB Journal* 29 (2020), 867–892.
- [21] Stella Giannakopoulou, Manos Karpathiotakis, and Anastasia Ailamaki. 2020. Cleaning denial constraint violations through relaxation. In *Proceedings of the 2020 ACM SIGMOD International Conference on Management of Data*. 805–815.
- [22] Jaroslaw SALBCDEaF Parke GodfreyF Jarek GryA. 2012. Fundamentals of Ordering Dependencies. *Proceedings of the VLDB Endowment* 5, 11 (2012).
- [23] Antonin Guttman. 1984. R-trees: A dynamic index structure for spatial searching. In *Proceedings of the 1984 ACM SIGMOD international conference on Management of data*. 47–57.
- [24] Joseph M Hellerstein, Jeffrey F Naughton, and Avi Pfeffer. 1995. *Generalized search trees for database systems*. September.
- [25] John E Hopcroft, Rajeev Motwani, and Jeffrey D Ullman. 2001. Introduction to automata theory, languages, and computation. *Acem Sigact News* 32, 1 (2001), 60–65.
- [26] Yka Huhtala, Juha Kärkkäinen, Pasi Porkka, and Hannu Toivonen. 1999. TANE: An efficient algorithm for discovering functional and approximate dependencies. *The computer journal* 42, 2 (1999), 100–111.
- [27] Toshihide Ibaraki, Alexander Kogan, and Kazuhisa Makino. 1999. Functional dependencies in Horn theories. *Artificial Intelligence* 108, 1-2 (1999), 1–30.
- [28] Mahmoud Abo Khamis, Ryan R Curtin, Benjamin Moseley, Hung Q Ngo, Xuan-Long Nguyen, Dan Olteanu, and Maximilian Schleich. 2020. Functional aggregate queries with additive inequalities. *ACM Transactions on Database Systems (TODS)* 45, 4 (2020), 1–41.
- [29] Mahmoud Abo Khamis, Hung Q Ngo, Christopher Ré, and Atri Rudra. 2016. Joins via geometric resolutions: Worst case and beyond. *ACM Transactions on Database Systems (TODS)* 41, 4 (2016), 1–45.
- [30] Zuhair Khayyat, William Lucia, Meghna Singh, Mourad Ouzzani, Paolo Papotti, Jorge-Arnulfo Quijané-Ruiz, Nan Tang, and Panos Kalnis. 2015. Lightning fast and space efficient inequality joins. (2015).
- [31] Jan Kossmann, Thorsten Papenbrock, and Felix Naumann. 2022. Data dependencies for query optimization: a survey. *The VLDB Journal* 31, 1 (2022), 1–22.
- [32] Ravi Kanth V Kothuri, Siva Ravada, and Daniel Abugov. 2002. Quadtree and R-tree indexes in oracle spatial: a comparison using GIS data. In *Proceedings of the 2002 ACM SIGMOD international conference on Management of data*. 546–557.
- [33] Ester Livshits, Alireza Heidari, Ihab F Ilyas, and Benny Kimelfeld. 2020. Approximate denial constraints. *arXiv preprint arXiv:2005.08540* (2020).
- [34] Hung Q Ngo, Dung T Nguyen, Christopher Re, and Atri Rudra. 2014. Beyond worst-case analysis for joins with minesweeper. In *Proceedings of the 33rd ACM SIGMOD-SIGACT-SIGART symposium on Principles of database systems*. 234–245.
- [35] Mark H Overmars. 1983. *The design of dynamic data structures*. Vol. 156. Springer Science & Business Media.
- [36] Thorsten Papenbrock and Felix Naumann. 2016. A hybrid approach to functional dependency discovery. In *Proceedings of the 2016 International Conference on Management of Data*. 821–833.
- [37] Eduardo HM Pena, Eduardo C de Almeida, and Felix Naumann. 2019. Discovery of approximate (and exact) denial constraints. *Proceedings of the VLDB Endowment* 13, 3 (2019), 266–278.
- [38] Eduardo HM Pena, Eduardo C de Almeida, and Felix Naumann. 2021. Fast detection of denial constraint violations. *Proceedings of the VLDB Endowment* 15, 4 (2021), 859–871.
- [39] Eduardo HM Pena, Edson R Lucas Filho, Eduardo C de Almeida, and Felix Naumann. 2020. Efficient detection of data dependency violations. In *Proceedings of the 29th ACM International Conference on Information & Knowledge Management*. 1235–1244.
- [40] Eduardo HM Pena, Fabio Porto, and Felix Naumann. 2022. Fast Algorithms for Denial Constraint Discovery. *Proceedings of the VLDB Endowment* 16, 4 (2022), 684–696.
- [41] Theodoros Rekatsinas, Xu Chu, Ihab F Ilyas, and Christopher Ré. 2017. Holoclean: Holistic data repairs with probabilistic inference. *arXiv preprint arXiv:1702.00820* (2017).
- [42] Hemant Saxena, Lukasz Golab, and Ihab F Ilyas. 2019. Distributed implementations of dependency discovery algorithms. *Proceedings of the VLDB Endowment* 12, 11 (2019), 1624–1636.
- [43] Philipp Schirmer, Thorsten Papenbrock, Ioannis Koumarelas, and Felix Naumann. 2020. Efficient discovery of matching dependencies. *ACM Transactions on Database Systems (TODS)* 45, 3 (2020), 1–33.
- [44] Qichen Wang and Ke Yi. 2022. Conjunctive Queries with Comparisons. In *Proceedings of the 2022 International Conference on Management of Data*. 108–121.

[45] Renjie Xiao, Zijing Tan, Haojin Wang, and Shuai Ma. 2022. Fast approximate denial constraint discovery. *Proceedings of the VLDB Endowment* 16, 2 (2022), 269–281.

[46] Shlomo Zilberstein. 1996. Using anytime algorithms in intelligent systems. *AI magazine* 17, 3 (1996), 73–73.