

Author for correspondence:

Jonathan M. Lilly

e-mail: jmlilly@psi.edu

A tensor-valued integral theorem for the gradient of a vector field, with a fluid dynamical application

Jonathan M. Lilly ¹, Joel Feske ²,
Baylor Fox-Kemper ², and Jeffrey J.
Early ³

¹Planetary Science Institute, Tucson, AZ 85719, USA

²Department of Earth, Environmental, and Planetary Sciences, Brown University, Providence, RI 02912, USA

³NorthWest Research Associates, Seattle, WA 98105 USA

The familiar divergence and Kelvin–Stokes theorem are generalized by a tensor-valued identity that relates the volume integral of the gradient of a vector field to the integral over the bounding surface of the outer product of the vector field with the exterior normal. The importance of this long-established yet little-known result is discussed. In flat two-dimensional space, it reduces to a relationship between an integral over an area and that over its bounding curve, combining the divergence and Kelvin–Stokes theorems together with two related theorems involving the strain, as is shown through a decomposition using a suitable tensor basis. A fluid dynamical application to oceanic observations along the trajectory of a moving platform is given, and potential extensions to geometrically complex surfaces are discussed.

1. Introduction and Results

Nearly a century and a half ago, the mathematical framework of vector analysis was laid out by Gibbs [1] in a form that has changed little to this day. In that treatise, in a list including well-known integral theorems such as the divergence theorem and Kelvin–Stokes theorem, Gibbs also presents a theorem linking the volume integral of the gradient of a vector field to an integral over the bounding surface, see eqn. (2) in §161 of [1]. For the vector field \mathbf{u} , in the notation of this paper that result is

$$\iiint_{\mathcal{V}} \nabla \otimes \mathbf{u} \, dV = \iint_{\mathcal{A}} \mathbf{n} \otimes \mathbf{u} \, dA \quad (1.1)$$

where dV and dA are differential elements of some volume \mathcal{V} and its bounding surface \mathcal{A} , respectively, and \mathbf{n} is the exterior normal to \mathcal{A} . Here $\mathbf{a} \otimes \mathbf{b}$ denotes the outer product of the vector \mathbf{a} with the vector \mathbf{b} , yielding a tensor, while the tensor-valued gradient of the vector field \mathbf{u} is denoted as $\nabla \otimes \mathbf{u}$ and not as $\nabla \mathbf{u}$ for reasons to be discussed subsequently. This result, which we will refer to as the *gradient tensor theorem*, has for three-dimensional space a 3×3 tensor on each side, thus containing a set of nine individual identities.

The gradient tensor theorem contains within itself more familiar identities: its trace is the divergence theorem—obtained by replacing the outer product “ \otimes ” with the inner or dot product “ \cdot ”—while its skew-symmetric part is a vector-valued analogue of the Kelvin–Stokes theorem, accounting together in three dimensions for four of the nine terms of the tensor. Its two-dimensional analogue is of particular importance in fluid dynamics where two-dimensional flows are a commonplace idealization. If the vector field \mathbf{u} lies entirely within a horizontal surface, (1.1) reduces to

$$\iint_{\mathcal{A}} \nabla \otimes \mathbf{u} \, dA = \oint_{\mathcal{L}} d\mathbf{n} \otimes \mathbf{u} \quad (1.2)$$

which describes the connections between spatially integrated derivatives of the vector field \mathbf{u} over the area \mathcal{A} and its value at its boundary \mathcal{L} . Here the boundary integral is traversed in the right-hand sense and $d\mathbf{n}$ is the differential exterior normal, related to the differential tangent vector $d\mathbf{x}$ to the boundary \mathcal{L} via $d\mathbf{n} = -\mathbf{k} \times d\mathbf{x}$ where \mathbf{k} is the vertical unit vector. Writing out the components of (1.2) for the special case of a Cartesian coordinate system, with \mathbf{x} and \mathbf{u} having components (x, y) and (u, v) respectively, one obtains

$$\begin{aligned} \iint_{\mathcal{A}} \delta \, dA &= \oint_{\mathcal{L}} (-v \, dx + u \, dy) & \iint_{\mathcal{A}} \zeta \, dA &= \oint_{\mathcal{L}} (u \, dx + v \, dy) \\ \iint_{\mathcal{A}} \nu \, dA &= \oint_{\mathcal{L}} (v \, dx + u \, dy) & \iint_{\mathcal{A}} \sigma \, dA &= \oint_{\mathcal{L}} (-u \, dx + v \, dy) \end{aligned} \quad (1.3)$$

where δ , ζ , ν , and σ are the divergence, the component of vorticity normal to the surface, and the normal strain rate and shear strain rate within the surface, respectively defined as

$$\delta \equiv \frac{\partial u}{\partial x} + \frac{\partial v}{\partial y}, \quad \zeta \equiv \frac{\partial v}{\partial x} - \frac{\partial u}{\partial y}, \quad \nu \equiv \frac{\partial u}{\partial x} - \frac{\partial v}{\partial y}, \quad \sigma \equiv \frac{\partial v}{\partial x} + \frac{\partial u}{\partial y}. \quad (1.4)$$

Note that (1.3) are all manifestation of Green’s theorem, $\iint_{\mathcal{A}} \left(\frac{\partial M}{\partial x} - \frac{\partial L}{\partial y} \right) dx dy = \oint_{\mathcal{L}} (L \, dx + M \, dy)$. Thus the two-dimensional gradient tensor theorem combines into one compact and coordinate-independent identity the divergence theorem, the Kelvin–Stokes theorem, and two related identities involving other combinations of partial derivatives. If \mathbf{u} is a velocity, these last two identities are seen to involve the rates of strain.

The divergence and Kelvin–Stokes theorem are central to the study of fluid dynamics, electrodynamics, and other branches of physics. They are frequently used in the manipulations of dynamical equations—giving rise to well-known results such as Kelvin’s circulation theorem, Gauss’s law, and Faraday’s law—and can also be usefully applied to observational or model analysis in order to infer spatial averages from information along a boundary. But while these integral theorems are common knowledge, this is not the case for the gradient tensor theorem. In the roughly two dozen textbooks on the first author’s bookshelf on vector and tensor analysis, classical dynamics, electrodynamics, fluid dynamics, and physical oceanography, including classic works such as [2–6], this result could not be located, nor could the strain theorems that augment the two more familiar theorems in (1.3). As far as the authors can tell, it is not known to the oceanographic and fluid dynamics communities, apart from a recent matrix-based derivation by the first author [7]. The

gradient tensor theorem has not been completely forgotten, however, because in addition to Gibbs [1] it may be found in recent texts on continuum mechanics [8, eqn. (1.5.67); 9, eqn. (12.170); 10, eqn. (3.23)].

The gradient tensor theorem is likely to be of particular use in fluid mechanics, where the vector field of interest \mathbf{u} is generally the velocity and where the velocity gradient tensor is an object of great interest. It is known that the spatial derivatives of the velocity field play essential roles in controlling the local evolution of the flow [11–15], as numerical or laboratory modelling diagnostics of local topology and dissipation [16–21], and as controlling terms within energy balance equations [22–24]. As such, in the study of the ocean currents considerable effort has been expended in their estimation from in situ measurements [25–34]. In both observational and modelling analysis of the velocity gradient tensor, the ability to infer spatial averages from information along boundaries may prove to be invaluable, for example, by providing ready access to aggregate statistics or possibly by facilitating the formulation of integral evolution laws. This is particularly evident when one considers that key high-resolution observational platforms in oceanography, such as ship-based surveys [28,29], the now widely-used autonomous gliders [35–38], and the new Sailability [39] and SailBuoy [40] autonomous surface platforms, all inherently sample along a trajectory and not over an area.

To illustrate the relevance to ocean observations, an application to a long-lived eddy in a numerical simulation [41] is shown in figure 1. Inspired by the study of [42], an initially circular eddy is placed in an initial quiescent ocean and integrated under 1.5 layer quasigeostrophic dynamics for one year. Such features are known to be important players in the climate system [43–45] but are difficult to observe remotely due to their small size relative to the resolution of satellite-based platforms. In situ measurements [35,37,38] are therefore essential for understanding the details of these eddies. Assuming the model eddy in figure 1 remains frozen during the time it takes the observations to be carried out, the eddy core and a trailing filament are each observed along a track composed of closed triangular cells. Such tracks can be drawn by a single moving platform, without repeating lines, by beginning at an upper vertex and then moving southwest, due east, northwest, and due east in succession. While only two terms from the velocity gradient tensor are known instantaneously along a moving instrument trajectory, average values of the entire tensor are known within each triangular cell from the information along the boundary using the gradient tensor theorem. The vorticity ζ , normal strain ν , and shear strain σ inferred thereby are seen to provide good approximations to the full local structure. Note that the divergence vanishes for the quasigeostrophic dynamics employed in this simulation. This demonstrates that accurate small-scale velocity gradient information can be obtained with measurements from a single ship or glider using the gradient tensor theorem.

Another view of this application is found in the line plot in figure 2. Along the moving platform, the velocity gradient terms $\frac{\partial u}{\partial \tilde{x}}$ and $\frac{\partial v}{\partial \tilde{x}}$ can be formed, where \tilde{x} is the position coordinate along the track, but the spatial derivative in the direction perpendicular to the track are not known. The two observable terms can be rotated to give $\frac{\partial u'}{\partial \tilde{x}}$ and $\frac{\partial v'}{\partial \tilde{x}}$, the along-track derivatives of the velocity components parallel and perpendicular to the track, respectively. These are shown in figure 2 and compared with the full gradient terms ζ , ν , and σ along the tracks. This illustrates that having the along-track information is insufficient to reconstruct ζ , ν , and σ , as each of these is a sum or difference of two terms, only one of which is known. In this particular case, we can exploit the fact that the divergence vanishes to recover the normal strain in the reference frame aligned with the track direction as $\tilde{\nu} = 2 \frac{\partial u'}{\partial \tilde{x}}$, but cannot sort out the balance between vorticity and shear strain without resorting to geometric assumptions exploiting the near-circular shape of the eddy. The triangle-cell averages, however, give generally representative values of the instantaneous values of the gradient terms, as well as recovering their areal averages. For the particular case of the normal strain ν in figure 1b, values along the instrument track oscillate between positive and negative, leading to cancellations within the triangular cells; the cell averages in figure 2b, while accurate, are thus less representative of this rapidly varying along-track structure. This illustrates the caveat that interpreting results from the gradient tensor theorem is more straightforward when some degree of local smoothness may be assumed.

The purpose of this work is to reintroduce the gradient tensor theorem to the larger community of physical scientists, to explain its importance, and to present some applications. In so doing, it is necessary to also treat the outer product, as an understanding of this operator is essential in order for (1.1) and (1.2) to be meaningful. In fluid mechanics and physical oceanography, the outer product, like gradient tensor theorem itself, does not appear to be a part of the standard lexicon. This is unfortunate because the tensor-valued gradient of a vector field arises frequently in fluid mechanics, and is implicit within the ubiquitous nonlinear advection term $(\mathbf{u} \cdot \nabla)\mathbf{u}$. In the small number of textbooks [6,46–48] in which we have been able to locate

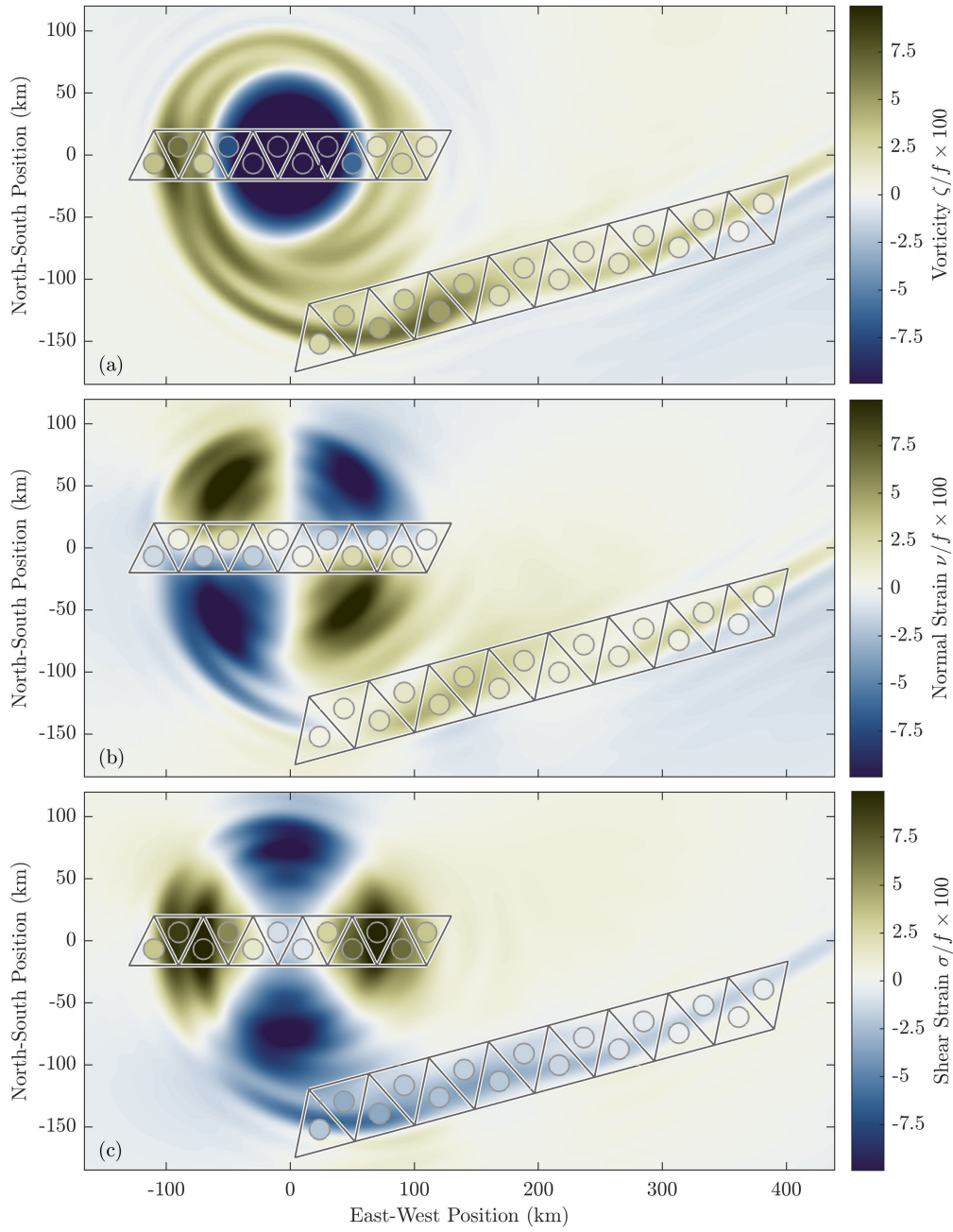


Figure 1. An illustration of the use of the gradient tensor theorem in observational oceanography. The (a) vorticity ζ , (b) normal strain ν , and (c) shear strain σ in a snapshot of a numerical simulation of a quasigeostrophic eddy termed BetaEddyOne [41] are shown, each normalized by the Coriolis frequency f . The eddy is sampled along the triangular tracks, as described in the text, and the colours of the circular disks show the average values of the three quantities within each triangular cell as inferred from the information along its boundary. Note that the divergence vanishes for this quasigeostrophic model. See the Data Accessibility section at the end of the paper for details on model output availability.

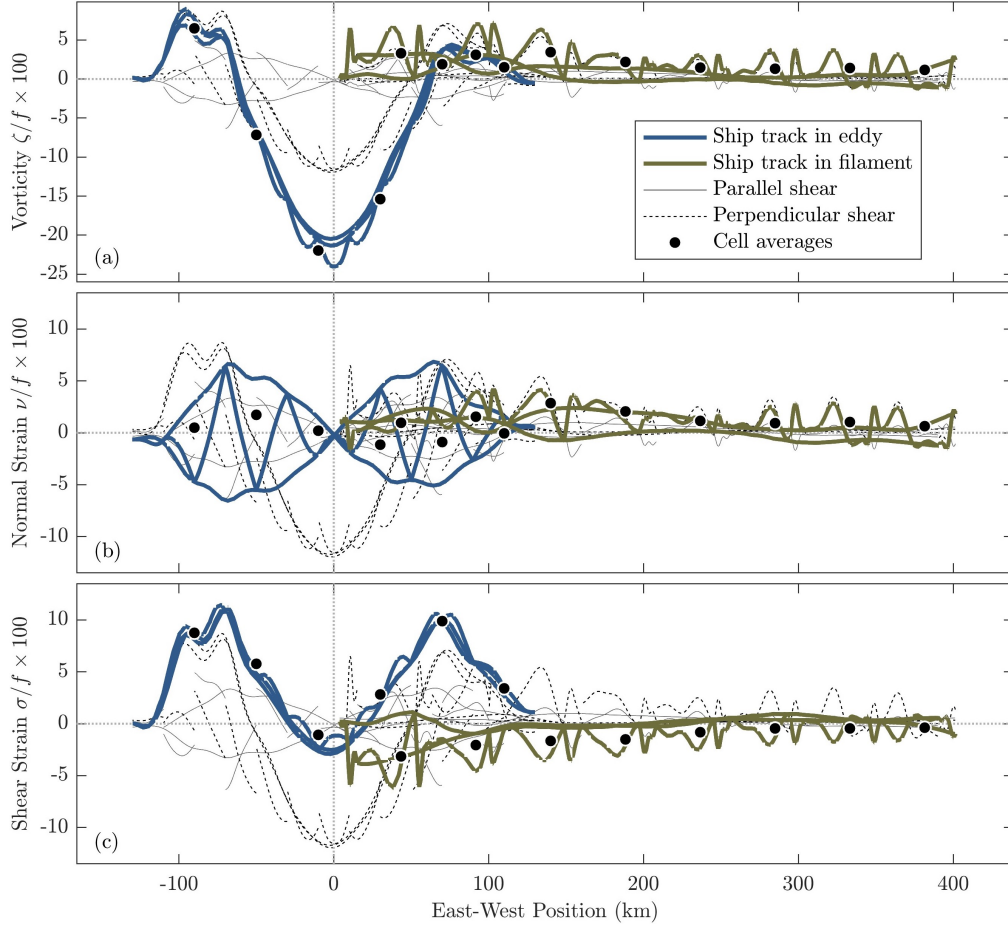


Figure 2. Another view of the information presented in figure 1. Here the instantaneous values of the (a) vorticity ζ , (b) normal strain ν , and (c) shear strain σ along the sampling tracks are shown, as found from interpolating within the model. These are not directly observable because the gradient can only be computed in the along-track direction. For reference, velocity gradient components locally parallel and perpendicular to the sampling tracks are shown in each panel. Dots show the cell-averaged values, generally providing a good match to the local structure, apart from in panel (b) where the normal strain ν exhibits oscillatory behaviour.

the symbol $\nabla \mathbf{u}$, it is not defined nor written out, but rather left to be interpreted in the context of expressions such as $(\mathbf{u} \cdot \nabla) \mathbf{u}$. Yet without recognizing that the gradient $\nabla \mathbf{u}$ is standing in for the outer product derivative $\nabla \otimes \mathbf{u}$, we cannot remove the parenthesis from the advection term to write $(\mathbf{u} \cdot \nabla) \mathbf{u} = \mathbf{u} \nabla \otimes \mathbf{u}$. As will be seen subsequently, this identity is in fact the defining property of the “ \otimes ” operator. Thus understanding the gradient as the outer product $\nabla \otimes \mathbf{u}$ goes hand in hand with understanding the gradient tensor theorem. Moreover, the appreciation of $\nabla \mathbf{u}$ as being an implicit outer product also resolves a transposition ambiguity in definition of the gradient tensor that exists in the literature, as pointed out recently by [49].

This paper builds on recent work by the first author [7], in which a version of two-dimensional gradient tensor theorem, (1.2), was derived in the framework of linear algebra, by representing vectors as 2×1 arrays and tensors as 2×2 matrices. Here we revisit the problem within the context of the more abstract and general framework of tensor analysis, with an appreciation of how the tensor gradient theorem fits into a hierarchy of related identities, and with a perspective on the origin and potential usefulness of this result.

The structure of the paper is as follows. Preliminaries centring on vector and tensor analysis involving the outer product, intended to be accessible to a general reader, are given in §2. A derivation of the two-dimensional gradient tensor theorem starting with the divergence theorem is presented in §3, together with an analysis of its components. A key contribution here is the identification of a tensor basis that lets the two-dimensional gradient tensor theorem (1.2) be decomposed into four constituent identities, thus unlocking the practical value of this result. The paper concludes in §4 with a discussion, which also includes a consideration of the possible extension of these results to curved two-dimensional surfaces.

2. Background

We will need some concepts and notation from vector and tensor analysis. The following is a brief and hopefully accessible treatment emphasizing two key points that, in our experience, are not widely appreciated in the literature: (i) the central importance of the outer product operation and associated derivatives and (ii) the crucial distinction between proper vectors and tensors and the arrays of numbers used to represent them, as stressed by Koks [50]. Inspired by the presentation of Itskov [51], the behaviour of tensors as abstract linear operators is emphasized. For simplicity our discussion is limited to Cartesian coordinate systems in three dimensions; the generalization to curvilinear coordinates can be found in Ogden [8], Murakami [9], and Itskov [51]. See [4,8,9,50,51] for further details. To facilitate broad accessibility, concepts from differential geometry, found integrated with tensor analysis in works such as [52,53], are intentionally avoided.

(a) Vector and tensor notation

The term “vector” is used, quite unfortunately, to refer both to an abstract entity, such as a displacement \mathbf{d} , that is independent of any frame of reference and choice of coordinates, as well as to its concrete representation as an array of numbers in some chosen coordinate system within a particular reference frame. Given a Cartesian coordinate system S with coordinates x_i and associated basis vectors \mathbf{i}_i for $i = 1, 2, 3$, we can expand \mathbf{d} in terms of the basis and then gather the coefficients into an array, denoted $[\mathbf{d}]_S$ following e.g. [50] and §2.7 of [54]. Herein we will only deal with a single coordinate system, so we can safely drop the subscript “ S ” and simply use square brackets, $[\mathbf{d}]$, to refer to such an array. Thus we have

$$\mathbf{d} = \Delta x_1 \mathbf{i}_1 + \Delta x_2 \mathbf{i}_2 + \Delta x_3 \mathbf{i}_3, \quad [\mathbf{d}] = \begin{bmatrix} \Delta x_1 \\ \Delta x_2 \\ \Delta x_3 \end{bmatrix} \quad (2.1)$$

where \mathbf{d} represents an arrow in space, independent of all choices of reference frame or basis, while $[\mathbf{d}]$ contains the coefficients of that arrow with respect to a particular basis, gathered for convenience into a mathematical array. These two distinct types of entities will be referred to as “proper vectors” and “representation vectors” respectively.

A Cartesian coordinate system is defined as a rectangular coordinate system in which the basis vectors are orthonormal, that is, we have $\mathbf{i}_i \cdot \mathbf{i}_j = \delta_{ij}$ where δ_{ij} is the Kronecker delta function. It follows that the inner product of two vectors \mathbf{a} and \mathbf{b} is given by

$$\mathbf{a} \cdot \mathbf{b} = \left(\sum_{i=1}^3 a_i \mathbf{i}_i \right) \cdot \left(\sum_{j=1}^3 b_j \mathbf{i}_j \right) = \sum_{i=1}^3 a_i b_i = [\mathbf{a}]^T [\mathbf{b}] \quad (2.2)$$

in which we have made use of the orthonormality of the \mathbf{i}_i . The array representation of the inner product in a Cartesian coordinate system is therefore given by $\mathbf{a} \cdot \mathbf{b} = [\mathbf{a}]^T [\mathbf{b}]$ from the conventions of linear algebra.

A second-order tensor \mathbf{M} can be understood as a linear mapping that, given any vector \mathbf{x} , yields a new vector \mathbf{y} , a correspondence that is written as $\mathbf{y} = \mathbf{M}\mathbf{x}$. Note that while this appears to be a matrix multiplication equation, it is not; rather, \mathbf{M} represents an abstract operator which operates on vectors to its right. By linear we mean that $\mathbf{M}(\mathbf{x} + \mathbf{y}) = \mathbf{M}\mathbf{x} + \mathbf{M}\mathbf{y}$ for two vectors \mathbf{x} and \mathbf{y} together with $\mathbf{M}(\alpha\mathbf{x}) = \alpha(\mathbf{M}\mathbf{x})$ for any scalar α . For compactness, second-order tensors will be referred to simply as tensors. Like the vectors that compose them, tensors, as linear mappings of one vector to another, are independent of frames of reference and coordinate systems. When represented in a particular choice of coordinate system with a

given frame, a tensor \mathbf{M} is expressed as a matrix of components, denoted $[\mathbf{M}]$. If we change the coordinate system, the matrix coefficients would change even though the tensor itself does not. Moreover, as shown subsequently,

$$[\mathbf{M}\mathbf{x}] = [\mathbf{M}][\mathbf{x}] \quad (2.3)$$

meaning that the representation of vector resulting from the linear mapping $\mathbf{M}\mathbf{x}$ is given by the matrix multiplication of the representation of the tensor \mathbf{M} with that of the vector \mathbf{x} .

So far a tensor \mathbf{M} has been defined as acting on vectors to its right. We may also define the operation of \mathbf{M} on vectors to its left by demanding that

$$\mathbf{y} \cdot (\mathbf{M}\mathbf{x}) = (\mathbf{y}\mathbf{M}) \cdot \mathbf{x} \quad (2.4)$$

and may now dispense with dots and parenthesis to write this product simply as $\mathbf{y}\mathbf{M}\mathbf{x}$, understanding that this means both $\mathbf{y} \cdot (\mathbf{M}\mathbf{x})$ and $(\mathbf{y}\mathbf{M}) \cdot \mathbf{x}$. The transposed tensor, denoted \mathbf{M}^T , is similarly defined such that

$$(\mathbf{M}\mathbf{x}) \cdot \mathbf{y} = (\mathbf{M}^T \mathbf{y}) \cdot \mathbf{x}. \quad (2.5)$$

In other words, if one operates on \mathbf{x} with a mapping \mathbf{M} and then projects the results onto \mathbf{y} , yielding a scalar, the transpose \mathbf{M}^T is defined as the mapping that will give the same answer if one instead operates first on \mathbf{y} and then projects the result onto \mathbf{x} . From this definition it follows that if $\mathbf{M} = \mathbf{A}\mathbf{B}$, then $\mathbf{M}^T = \mathbf{B}^T \mathbf{A}^T$. A tensor \mathbf{M} is said to be symmetric if $\mathbf{M} = \mathbf{M}^T$ and skew-symmetric if $\mathbf{M} = -\mathbf{M}^T$.

It is worth pointing out that the tensor transpose definition in (2.5) is congruent with the usual definition of the transpose operation in linear algebra. Note that the inner product $(\mathbf{M}\mathbf{x}) \cdot \mathbf{y}$ expressed in terms of representation vectors in a Cartesian coordinate system becomes, using (2.2) and (2.3),

$$(\mathbf{M}\mathbf{x}) \cdot \mathbf{y} = [\mathbf{M}\mathbf{x}]^T [\mathbf{y}] = [\mathbf{x}]^T [\mathbf{M}]^T [\mathbf{y}] = [\mathbf{x}]^T [\mathbf{M}^T \mathbf{y}] = (\mathbf{M}^T \mathbf{y}) \cdot \mathbf{x} \quad (2.6)$$

in agreement with (2.5). However, unlike the case for the transposition of a representation vector or matrix, there is no notion of *changing shape* associated with a tensor transpose. Rather, the tensor transpose is seen as an abstract operation defined via (2.5). The fact that the coefficients of the matrix representing \mathbf{M} and those of the matrix representing \mathbf{M}^T are related by the matrix transposition operation, $[\mathbf{M}^T] = [\mathbf{M}]^T$, is then implied. But unlike the linear algebra case, no meaning is ascribed to the transposition of proper vectors; that is, whereas $[\mathbf{x}]^T$ indicates changing from a column array to a row array, \mathbf{x}^T is not defined.

We will also make use operators of that generate skew-symmetric (or antisymmetric) tensors. The skew-symmetric part of any tensor \mathbf{M} is defined as

$$\text{skew}\{\mathbf{M}\} = \frac{1}{2} (\mathbf{M} - \mathbf{M}^T) \quad (2.7)$$

which then gives $\text{skew}\{\mathbf{M}\} = -\text{skew}\{\mathbf{M}\}^T$ as desired. Now for some vectors \mathbf{a} and \mathbf{b} , we define \mathbf{a}^\times as the tensor that operates on \mathbf{b} to its right to yield the cross product of \mathbf{a} and \mathbf{b} . That is, we define \mathbf{a}^\times such that

$$\mathbf{a}^\times \mathbf{b} = \mathbf{a} \times \mathbf{b} \quad (2.8)$$

following [50]. The tensor \mathbf{a}^\times is necessarily skew-symmetric: we know that $\mathbf{c} \cdot \mathbf{a} \times \mathbf{b} = -\mathbf{b} \cdot \mathbf{a} \times \mathbf{c}$ from the circular shift invariance of the scalar triple product together with the anticommutivity of the cross product, which in turn implies that $\mathbf{c}\mathbf{a}^\times \mathbf{b} = \mathbf{b}(\mathbf{a}^\times)^T \mathbf{c} = -\mathbf{b}\mathbf{a}^\times \mathbf{c}$ by the definition of the tensor transpose. In our Cartesian coordinate system S , the representation matrix corresponding to the tensor \mathbf{a}^\times must be¹

$$[\mathbf{a}^\times] = \begin{bmatrix} 0 & -a_3 & a_2 \\ a_3 & 0 & -a_1 \\ -a_2 & a_1 & 0 \end{bmatrix} \quad (2.9)$$

in order to have $\mathbf{a}^\times \mathbf{b} = \mathbf{a} \times \mathbf{b}$ as desired. We refer to \mathbf{a}^\times as the *skew tensor* corresponding to the vector \mathbf{a} .

¹For readers familiar with differential geometry, we point out that the operator “ \times ” is related to the Hodge star operator in three dimensions.

(b) The outer product

Unlike the case of two scalars, which can be multiplied together in only one way, there are multiple ways that two vectors \mathbf{a} and \mathbf{b} can be multiplied together. The operations

$$\mathbf{a} \cdot \mathbf{b}, \quad \mathbf{a} \times \mathbf{b}, \quad \mathbf{a} \otimes \mathbf{b} \quad (2.10)$$

denote the inner or dot product, the cross product, and the outer product, respectively. Note that these are, in turn, a scalar product, a vector product, and a tensor product. While the former two are standard, the latter is less familiar, but is essential for understanding the results of this paper.

The outer product of two vectors $\mathbf{a} \otimes \mathbf{b}$ is defined in terms of its action on a third vector \mathbf{x} such that

$$(\mathbf{a} \otimes \mathbf{b}) \mathbf{x} = \mathbf{a} (\mathbf{b} \cdot \mathbf{x}) \quad (2.11)$$

meaning that the outer product $\mathbf{a} \otimes \mathbf{b}$ maps \mathbf{x} into a new vector that will be parallel to \mathbf{a} with a coefficient given by the projection of \mathbf{x} onto \mathbf{b} . It must also be the case that

$$\mathbf{x} (\mathbf{a} \otimes \mathbf{b}) = (\mathbf{x} \cdot \mathbf{a}) \mathbf{b} \quad (2.12)$$

since taking the dot product of this expression with \mathbf{y} gives $\mathbf{x} (\mathbf{a} \otimes \mathbf{b}) \cdot \mathbf{y} = \mathbf{x} \cdot (\mathbf{a} \otimes \mathbf{b}) \mathbf{y} = (\mathbf{x} \cdot \mathbf{a}) (\mathbf{b} \cdot \mathbf{y})$ for the left-hand side from the definition of left operation in (2.4). Consequently $\mathbf{a} \otimes \mathbf{b}$ is a linear mapping of one vector onto a different vector, that is, a tensor. A tensor such as $\mathbf{a} \otimes \mathbf{b}$ consisting of a single outer product of two vectors is called a *dyad*, a term that dates back to Gibbs [1] and the origins of tensor analysis. As shown in the Appendix, any second-order tensor in n dimensions can be written as the sum of dyads. In particular, in three dimensions we have

$$\mathbf{M} = \sum_{i=1}^3 \sum_{j=1}^3 M_{ij} \mathbf{i}_i \otimes \mathbf{i}_j \quad (2.13)$$

such that any second-order tensor can be represented as the sum of nine dyads. From this property together with the expansion $\mathbf{x} = \sum_{i=1}^3 x_i \mathbf{i}_i$, we have $[\mathbf{M}\mathbf{x}] = [\mathbf{M}][\mathbf{x}]$ as stated earlier in (2.3). It also follows from this representation that the components of $[\mathbf{M}]$ will transform as the components of an outer product.

It follows from the outer product definition (2.11) that the array representation of an outer product in a Cartesian coordinate system must be $[\mathbf{a} \otimes \mathbf{b}] = [\mathbf{a}][\mathbf{b}]^T$, because then we have

$$[(\mathbf{a} \otimes \mathbf{b}) \mathbf{x}] = [\mathbf{a} \otimes \mathbf{b}] [\mathbf{x}] = [\mathbf{a}][\mathbf{b}]^T [\mathbf{x}] = [\mathbf{a}(\mathbf{b} \cdot \mathbf{x})] \quad (2.14)$$

as desired. This leads to the following instructive comparison between the the array representations of inner and outer products:

$$\mathbf{a} \cdot \mathbf{b} = [\mathbf{a}]^T [\mathbf{b}] = \sum_{i=1}^3 a_i b_i, \quad [\mathbf{a} \otimes \mathbf{b}] = [\mathbf{a}][\mathbf{b}]^T = \begin{bmatrix} a_1 b_1 & a_1 b_2 & a_1 b_3 \\ a_2 b_1 & a_2 b_2 & a_2 b_3 \\ a_3 b_1 & a_3 b_2 & a_3 b_3 \end{bmatrix}. \quad (2.15a, b)$$

Note that the former corresponds to a single number while the latter corresponds to a 3×3 matrix. Thus following the rules of linear algebra, the difference between the array representations of the inner and outer products is whether we transpose the first or the second array in forming their product.

From the definition of the outer product, (2.11), together with the definition of the tensor transpose, (2.5), the transpose of an outer product is given by

$$(\mathbf{a} \otimes \mathbf{b})^T = \mathbf{b} \otimes \mathbf{a} \quad (2.16)$$

since then $[(\mathbf{a} \otimes \mathbf{b}) \mathbf{x}] \cdot \mathbf{y}$ and $[(\mathbf{b} \otimes \mathbf{a}) \mathbf{y}] \cdot \mathbf{x}$ both reduce to the same value, namely $(\mathbf{a} \cdot \mathbf{y})(\mathbf{b} \cdot \mathbf{x})$. Furthermore, two successive outer products collapse to the single outer product,

$$(\mathbf{a} \otimes \mathbf{b}) (\mathbf{c} \otimes \mathbf{d}) = (\mathbf{b} \cdot \mathbf{c}) (\mathbf{a} \otimes \mathbf{d}) \quad (2.17)$$

between the two outermost vectors \mathbf{a} and \mathbf{d} , scaled by $(\mathbf{b} \cdot \mathbf{c})$. This *collapse rule* can be verified by operating on another vector \mathbf{x} to the right and then applying (2.11) to both sides. We will also make use of the tensor

trace. For an outer product the trace is given by

$$\text{tr} \{ \mathbf{a} \otimes \mathbf{b} \} = \mathbf{a} \cdot \mathbf{b} \quad (2.18)$$

which can be taken as the definition of the trace operator. From this it follows, together with (2.17), that the trace of two successive outer products is

$$\text{tr} \{ (\mathbf{a} \otimes \mathbf{b}) (\mathbf{c} \otimes \mathbf{d}) \} = (\mathbf{b} \cdot \mathbf{c}) (\mathbf{a} \cdot \mathbf{d}) \quad (2.19)$$

which in turn implies

$$\text{tr} \{ (\mathbf{a} \otimes \mathbf{b}) \mathbf{M} \} = \mathbf{b} \mathbf{M} \mathbf{a} \quad (2.20)$$

for the trace of an outer product acting on a general tensor \mathbf{M} , as shown in the Appendix.

From the definitions of the previous subsection, one finds a correspondence between the skew-symmetric part of an outer product, and the skew tensor of a cross product:

$$\text{skew} \{ \mathbf{a} \otimes \mathbf{b} \} = -\frac{1}{2} (\mathbf{a} \times \mathbf{b})^\times \quad (2.21)$$

as is readily seen by writing out the representation tensors of both sides in the Cartesian coordinate system S . Combining this with (2.18), we see that the outer product $\mathbf{a} \otimes \mathbf{b}$ of two vectors embeds within itself both their dot product $\mathbf{a} \cdot \mathbf{b}$, as its trace, and their cross product $\mathbf{a} \times \mathbf{b}$ within its skew-symmetric part. Thus $\mathbf{a} \otimes \mathbf{b}$ may be regarded as the most general way to multiply two vectors, as pointed out by Gibbs [1, §114].

(c) The gradient tensor

Turning now to spatial derivatives of a vector field, one encounters a point of confusion in the literature. There are two different definitions for the tensor-valued gradient of a vector field, denoted herein $\text{grad}\{\mathbf{u}\}$ and $\text{grad}_\star\{\mathbf{u}\}$, the matrix representations of which are given respectively by

$$[\text{grad}\{\mathbf{u}\}] = \begin{bmatrix} \frac{\partial u_1}{\partial x_1} & \frac{\partial u_2}{\partial x_1} & \frac{\partial u_3}{\partial x_1} \\ \frac{\partial u_1}{\partial x_2} & \frac{\partial u_2}{\partial x_2} & \frac{\partial u_3}{\partial x_2} \\ \frac{\partial u_1}{\partial x_3} & \frac{\partial u_2}{\partial x_3} & \frac{\partial u_3}{\partial x_3} \end{bmatrix}, \quad [\text{grad}_\star\{\mathbf{u}\}] = \begin{bmatrix} \frac{\partial u_1}{\partial x_1} & \frac{\partial u_1}{\partial x_2} & \frac{\partial u_1}{\partial x_3} \\ \frac{\partial u_2}{\partial x_1} & \frac{\partial u_2}{\partial x_2} & \frac{\partial u_2}{\partial x_3} \\ \frac{\partial u_3}{\partial x_1} & \frac{\partial u_3}{\partial x_2} & \frac{\partial u_3}{\partial x_3} \end{bmatrix} \quad (2.22a, b)$$

which are seen to differ by a transpose, $[\text{grad}\{\mathbf{u}\}] = [\text{grad}_\star\{\mathbf{u}\}]^T$. In the literature one finds both the former definition [5, eqn. (3.1); 8, eqn. (1.5.3); 51, eqns. (2.64–2.66); 10, eqn. (2.24)] and the latter [2, eqn. (4.41.4); 14, eqn. (2); 19, eqn. (1.1)], see also [49]. The choice $\text{grad}_\star\{\mathbf{u}\}$ may appear to be the more natural, as $[\text{grad}_\star\{\mathbf{u}\}]$ is simply the Jacobian matrix $\frac{\partial \mathbf{u}}{\partial \mathbf{x}}$, and since the tensor appearing in the Taylor expansion

$$\mathbf{u}(\mathbf{x}) = \mathbf{u}(\mathbf{x}_o) + \mathbf{U}(\mathbf{x}_o) (\mathbf{x} - \mathbf{x}_o) + \dots \quad (2.23)$$

must similarly be $\mathbf{U} \equiv \text{grad}_\star\{\mathbf{u}\}$, as can be seen by considering the array representation of $\mathbf{U}(\mathbf{x}_o) (\mathbf{x} - \mathbf{x}_o)$. This ambiguity was recently examined by Wood et al. [49], who point out that the question is resolved by an understanding of the outer product together with the definition of the symbol ∇ , as we shall now see.

As with multiplications there are three different types of first-order derivatives of a vector field, each corresponding to one of the operators “ \cdot ”, “ \times ”, and “ \otimes ”,

$$\nabla \cdot \mathbf{u}, \quad \nabla \times \mathbf{u}, \quad \nabla \otimes \mathbf{u}, \quad (2.24)$$

yielding again a scalar, a vector, and a tensor, respectively. Here the ∇ symbol is defined as

$$\nabla \equiv \sum_{i=1}^3 \mathbf{i}_i \frac{\partial}{\partial x_i} \quad (2.25)$$

which together with the definitions of the dot, cross, and outer product unambiguously define the three types of derivatives in (2.24) as

$$\nabla \cdot \mathbf{u} = \sum_{i=1}^3 \mathbf{i}_i \cdot \frac{\partial \mathbf{u}}{\partial x_i}, \quad \nabla \times \mathbf{u} = \sum_{i=1}^3 \mathbf{i}_i \times \frac{\partial \mathbf{u}}{\partial x_i}, \quad \nabla \otimes \mathbf{u} = \sum_{i=1}^3 \mathbf{i}_i \otimes \frac{\partial \mathbf{u}}{\partial x_i}. \quad (2.26)$$

Thus, if we define the tensor-valued derivative of a vector field as $\text{grad}\{\mathbf{u}\} = \nabla \otimes \mathbf{u}$, its representation in a Cartesian coordinate system is clearly (2.22a) and not (2.22b), since the i th row and j th column of the matrix $[\nabla \otimes \mathbf{u}]$ is given by $[\mathbf{i}_i]^T [\nabla \otimes \mathbf{u}] [\mathbf{i}_j] = \mathbf{i}_i \cdot (\nabla \otimes \mathbf{u}) \mathbf{i}_j = \frac{\partial u_j}{\partial x_i}$. Consequently, one would write the Taylor expansion of a vector field either as $\mathbf{u}(\mathbf{x}) \approx \mathbf{u}(\mathbf{x}_o) + (\mathbf{x} - \mathbf{x}_o) \text{grad}\{\mathbf{u}\}$ with operator $\text{grad}\{\mathbf{u}\}$ acting upon the vector $(\mathbf{x} - \mathbf{x}_o)$ to its left, or as $\mathbf{u}(\mathbf{x}) \approx \mathbf{u}(\mathbf{x}_o) + \text{grad}\{\mathbf{u}\}^T (\mathbf{x} - \mathbf{x}_o)$.

This recognition leads to a resolution of the ambiguity: in works in which ∇ is not used, such as [2,14,19], the gradient of a vector is generally defined as the Jacobian $\frac{\partial \mathbf{u}}{\partial \mathbf{x}}$, corresponding to $[\text{grad}_\star\{\mathbf{u}\}]$; while in works in which ∇ is used [8,10] the gradient is typically defined as $\text{grad}\{\mathbf{u}\} \equiv \nabla \otimes \mathbf{u}$. An impartial definition by Murakami [9, eqn. (12.156)] recognizes *both* $\text{grad}\{\mathbf{u}\} = \nabla \otimes \mathbf{u}$ and $\text{grad}_\star\{\mathbf{u}\} = \mathbf{u} \otimes \nabla$ to be the gradient of \mathbf{u} , differentiated by whether ∇ is operating to its right or to its left. While both of these are sensible definitions of the gradient, the equality $\nabla \mathbf{u} = \text{grad}_\star\{\mathbf{u}\}$ is not, as it represents a misunderstanding of the ∇ operator; this does appear occasionally in the literature, including in the recent work [7] by the first author.

Part of the confusion around ∇ originates with conventional notation. Whereas for multiplications one traditionally writes ab for scalars and $\mathbf{a} \cdot \mathbf{b}$, $\mathbf{a} \times \mathbf{b}$, and $\mathbf{a} \otimes \mathbf{b}$ for vectors, for spatial derivatives one writes $\nabla \varphi$ for a scalar field but $\nabla \cdot \mathbf{u}$, $\nabla \times \mathbf{u}$ and again $\nabla \mathbf{u}$ for a vector field. As pointed out by Wood et al. [49], $\nabla \mathbf{u}$ must be understood as representing the outer product, which was clearly Gibbs' intent, see for example [1, p. 66]. In Gibbs' own notation, what we refer to as the outer product $\mathbf{a} \otimes \mathbf{b}$ is represented simply as the juxtaposition \mathbf{ab} , and thus $\nabla \mathbf{u}$ means to Gibbs the outer product (or dyad, in his original terminology) between ∇ and \mathbf{u} . It seems that in the intervening years between 1884 and the present there have been two developments that have muddled the interpretation of $\nabla \mathbf{u}$: firstly, the notion of an outer product or dyad construction is frequently omitted from elementary vector analysis, and secondly, when they are used, outer products are typically represented explicitly with the “ \otimes ” symbol and not as the juxtaposition \mathbf{ab} . Yet the change in notation for outer products from \mathbf{ab} to $\mathbf{a} \otimes \mathbf{b}$ has not led to a comparable change in notation from $\nabla \mathbf{u}$ to $\nabla \otimes \mathbf{u}$ —possibly because the original meaning of $\nabla \mathbf{u}$ as an outer product was somehow forgotten.

This discussion highlights the fact that $\nabla \otimes \mathbf{u}$ and not $\nabla \mathbf{u}$ is a more sensible modern notation for the tensor-valued gradient of a vector field. As an example, consider the nonlinear term $(\mathbf{u} \cdot \nabla) \mathbf{u}$ that is ubiquitous in fluid mechanics, representing the advection of momentum by the velocity field \mathbf{u} itself. From (2.12) for the operation of an outer product from the right, we have at once $(\mathbf{u} \cdot \nabla) \mathbf{u} = \mathbf{u} (\nabla \otimes \mathbf{u})$, and thus we can express the advection term as the result of the velocity gradient tensor $\nabla \otimes \mathbf{u}$ operating on the velocity vector \mathbf{u} to its left. This is not evident with appreciating the fact that $\nabla \otimes \mathbf{u}$ is an outer product.

3. Results

We now turn to the gradient tensor theorem itself, examining it in two different ways. Firstly we show that it contains both the divergence theorem and a three-dimensional generalization of the Kelvin–Stokes theorem, and present a simple derivation beginning with the former. Secondly, we decompose the two-dimensional gradient tensor with a set of basis tensors, and show that the nonstandard portions of this identity involve what would be interpreted as straining terms for the case of that our vector field corresponds to a velocity. Note that in this section we will limit our consideration of 2D surfaces to flat or planar domains; the possible extension to curved surfaces is discussed subsequently in §4.

(a) A hierarchy of integral theorems

As mentioned in the introduction, in Gibbs' 1884 monograph [1] in which he lays out the tools of modern vector analysis, the following identity appears [eqn. (2), p. 65, §161]

$$\iiint_V \nabla \otimes \mathbf{u} \, dV = \iint_A \mathbf{n} \otimes \mathbf{u} \, dA \quad (1.1)$$

which we refer to as the *gradient tensor theorem*. For *rectangular cuboids*—volumes bounded by six rectangles meeting at right angles—the faces of which are each normal to one of the basis vectors, this can be proved component-wise using the fundamental theorem of calculus. Informally, the proof can be extended to any volume of interest by considering it to be composed of a sum of rectangular cuboids.

An alternate, coordinate-independent derivation takes as its starting point the usual three-dimensional divergence theorem,

$$\iiint_{\mathcal{V}} \nabla \cdot \mathbf{u} \, dV = \iint_{\mathcal{A}} \mathbf{n} \cdot \mathbf{u} \, dA. \quad (3.1)$$

Following §4.3.4 of Borisenko and Tatarov [4], consider a vector field of the particular form

$$\mathbf{u}(\mathbf{x}) = \mathbf{c}\varphi(\mathbf{x}) \quad (3.2)$$

where \mathbf{c} is an arbitrarily chosen, spatially uniform vector, and $\varphi(\mathbf{x})$ is a scalar-valued function of space. From the definition of the divergence in (2.26) we have the chain rule for divergence, $\nabla \cdot (\varphi \mathbf{u}) = \varphi \nabla \cdot \mathbf{u} + \mathbf{u} \cdot \nabla \varphi$, which for a spatially uniform vector \mathbf{c} simplifies to $\nabla \cdot (\varphi \mathbf{c}) = \mathbf{c} \cdot \nabla \varphi$. The divergence theorem then yields

$$\mathbf{c} \cdot \iiint_{\mathcal{V}} \nabla \varphi \, dV = \mathbf{c} \cdot \iint_{\mathcal{A}} \mathbf{n} \varphi \, dA \quad (3.3)$$

which, since \mathbf{c} can be any vector, implies an unnamed identity given as (4.30) in [4]

$$\iiint_{\mathcal{V}} \nabla \varphi \, dV = \iint_{\mathcal{A}} \mathbf{n} \varphi \, dA. \quad (3.4)$$

This result, which we refer to as the *gradient theorem for volume integrals*, states that the integral of the gradient of a scalar field $\nabla \varphi$ over a volume is equal to the integral of the normal vector \mathbf{n} , weighted by the value of the scalar field φ , over the bounding surface. Now, letting both sides of (1.1) operate to their right on i th basis vector \mathbf{i}_i , we note that $(\nabla \otimes \mathbf{u}) \mathbf{i}_i = \nabla u_i$ and $(\mathbf{n} \otimes \mathbf{u}) \mathbf{i}_i = \mathbf{n} u_i$, leading to

$$\iiint_{\mathcal{V}} \nabla u_i \, dV = \iint_{\mathcal{A}} \mathbf{n} u_i \, dA \quad (3.5)$$

which is simply (3.4) with φ replaced with u_i . The gradient tensor theorem is thus seen to be an aggregation of three versions of the gradient theorem for volume integrals, one for each component of \mathbf{u} .

As an aside we also mention a related identity. Let \mathcal{L} be a curve through space that begins at point \mathbf{p} and end at point \mathbf{q} , and let $d\mathbf{x}$ be a differential vector tangent to \mathcal{L} . Then the *gradient theorem for line integrals*, or *fundamental theorem of calculus for line integrals*, states that

$$\int_{\mathcal{L}} \nabla \varphi \cdot d\mathbf{x} = \varphi(\mathbf{q}) - \varphi(\mathbf{p}). \quad (3.6)$$

This is related to, but distinct from the gradient theorem for volume integrals (3.4), because the latter generates a vector, not a scalar, even when integrated over a restricted domain such as a curve.

From the gradient tensor theorem, a number of important special cases follow. From the definition of the tensor trace given in (2.19), we see that the divergence theorem is recovered by taking the trace of the gradient tensor theorem. A different reduced identity is contained within its skew-symmetric part. One finds

$$\iiint_{\mathcal{V}} \nabla \times \mathbf{u} \, dV = \iint_{\mathcal{A}} \mathbf{n} \times \mathbf{u} \, dA \quad (3.7)$$

after taking the skew-symmetric part, making use of the correspondence in (2.21) between the skew-symmetric part of an outer product and the skew tensor associated with a cross product, and then dropping the skew tensor operator to obtain an equality involving a vector on both sides. This result, which is also found in Gibbs [1], see equation (5) on p. 65 in §161, can also be derived for a cuboidal volume aligned with the coordinate axes by integrating each term using the fundamental theorem of calculus. It can be seen as a three-dimensional analogue of the Kelvin–Stokes theorem: whereas the Kelvin–Stokes theorem links an area integral of one component of the curl to a line integral, here we are connecting a volume integral of all three components of the curl to a surface integral. We refer to this result as the *curl theorem*. To distinguish it from the Kelvin–Stokes theorem, itself occasionally known as the curl theorem, we could refer to these as the *three-dimensional* and *two-dimensional* curl theorems, respectively. One can visualize the three-dimensional curl theorem as being built up from stacks of planes within which the Kelvin–Stokes theorem is applied, in turn along each of the three orthogonal directions.

The case of a two-dimensional vector field within a flat surface is particularly important, as it arises frequently in fluid dynamics and other applications. For a vector field \mathbf{u} lying within a horizontal surface

having vertical unit normal vector \mathbf{k} , we have a two-dimensional version of the gradient tensor theorem

$$\iint_{\mathcal{A}} \nabla \otimes \mathbf{u} \, dA = \oint_{\mathcal{L}} d\mathbf{n} \otimes \mathbf{u} \quad (1.2)$$

as well as the familiar two-dimensional divergence and Kelvin–Stokes theorems

$$\iint_{\mathcal{A}} \nabla \cdot \mathbf{u} \, dA = \oint_{\mathcal{L}} \mathbf{u} \cdot d\mathbf{n}, \quad \iint_{\mathcal{A}} \mathbf{k} \cdot \nabla \times \mathbf{u} \, dA = \oint_{\mathcal{L}} \mathbf{u} \cdot d\mathbf{x} \quad (3.8a, b)$$

In the above integrals, $d\mathbf{x}$ is a differential vector tangent to the boundary \mathcal{L} , and the differential normal vector $d\mathbf{n}$ is defined as $d\mathbf{n} \equiv \mathbf{n} \, d\ell$ with \mathbf{n} being the exterior normal to the boundary and $d\ell$ a differential of arc length along it. With the boundary integrals being traversed in the right-hand sense, $d\mathbf{n}$ and $d\mathbf{x}$ are related by $d\mathbf{n} = -\mathbf{k} \times d\mathbf{x}$. From the results of the previous section, it follows that the trace of the 2D gradient tensor theorem (1.2) is the 2D divergence theorem, while its skew-symmetric part gives the 2D Kelvin–Stokes theorem. To see the latter, we take the negative of the skew-symmetric part of (1.2) to obtain $\frac{1}{2}[\nabla \times \mathbf{u}]^\times$ on the left and $\frac{1}{2}[d\mathbf{n} \times \mathbf{u}]^\times$ on the right. Dropping the $[\cdot]^\times$ operator leads to an equality between vectors, and taking the vertical component gives $\mathbf{k} \cdot \nabla \times \mathbf{u}$ on the left and $\mathbf{k} \cdot d\mathbf{n} \times \mathbf{u} = \mathbf{u} \cdot \mathbf{k} \times d\mathbf{n} = \mathbf{u} \cdot d\mathbf{x}$ on the right.

All three of these 2D identities are readily derived for rectangular areas using the fundamental theorem of calculus, but can also be seen as a special case of the three-dimensional gradient tensor theorem. The 2D gradient tensor theorem, (1.2), can be derived from the 3D version, (1.1), by integrating over a layer of thickness ε bounded by two parallel planes, then taking the limit as ε tends to zero. Just as the 3D gradient tensor theorem (1.1) includes the 3D divergence theorem (3.1) as its trace and the 3D curl theorem (3.7) as its skew-symmetric part, the 2D gradient tensor theorem (1.2) similarly includes the 2D divergence theorem (3.8a) as its trace and the 2D curl theorem (3.8b) as its skew-symmetric part. All of the 2D theorems can be derived from the 3D versions by limiting the vector field of interest to a plane.

Once the three-dimensional divergence, curl, and gradient tensor theorems are proven, we can follow Borisenko and Tarapov [4, (4.43)] and form a coordinate-independent *definition* for ∇ as the limit

$$\nabla(\cdots) \equiv \lim_{V \rightarrow 0} \frac{1}{V} \iint_{\mathcal{A}} \mathbf{n}(\cdots) \, dA \quad (3.9)$$

where (\cdots) could be a scalar field φ , or any of the three operations on a vector field $\cdot \mathbf{u}$, $\times \mathbf{u}$, or $\otimes \mathbf{u}$. The four cases $\nabla \varphi$, $\nabla \cdot \mathbf{u}$, $\nabla \times \mathbf{u}$, and $\nabla \otimes \mathbf{u}$ follow from taking the limits of the three-dimensional gradient (3.4), divergence (3.1), curl (3.7), and gradient tensor (1.1) theorems, respectively. With this definition of ∇ as the limit of an area integral, its Cartesian representation $\nabla = \sum_{i=1}^3 \mathbf{i}_i \frac{\partial}{\partial x_i}$, given earlier in (2.25) as a definition, now follows as a consequence. In this way the integral theorems can be used to define the meaning of ∇ independent of any choice of coordinates.

(b) The 2D gradient tensor theorem for a flat surface

In this section we examine the gradient tensor theorem in two dimensions. To do so, we first define a convenient basis for decomposing 2D tensors. Let our Cartesian coordinate system S now be limited to the horizontal plane, with coordinates x and y and associated basis vectors \mathbf{i} and \mathbf{j} respectively, and let \mathbf{k} be the normal vector to the plane. Any horizontal vector can be expanded in terms of \mathbf{i} and \mathbf{j} . In particular, we write as $\mathbf{x} = x\mathbf{i} + y\mathbf{j}$ for the position vector with respect to the origin and $\mathbf{u} = u\mathbf{i} + v\mathbf{j}$ for a general horizontal vector \mathbf{u} . We then define a set of tensors, termed the **IJKL** tensors, as

$$\begin{aligned} \mathbf{I} &\equiv \mathbf{i} \otimes \mathbf{i} + \mathbf{j} \otimes \mathbf{j} & \mathbf{J} &\equiv \mathbf{j} \otimes \mathbf{i} - \mathbf{i} \otimes \mathbf{j} \\ \mathbf{K} &\equiv \mathbf{i} \otimes \mathbf{i} - \mathbf{j} \otimes \mathbf{j} & \mathbf{L} &\equiv \mathbf{j} \otimes \mathbf{i} + \mathbf{i} \otimes \mathbf{j} \end{aligned} \quad (3.10)$$

which are, respectively, the identity tensor \mathbf{I} , the ninety-degree counterclockwise rotation tensor \mathbf{J} , the reflection tensor \mathbf{K} about the direction of \mathbf{i} , and the reflection tensor \mathbf{L} about direction of $\mathbf{i} + \mathbf{j}$. These identifications can be understood by considering how the tensors operate on \mathbf{i} and \mathbf{j} using the outer product definition (2.11). For example, since $\mathbf{I}\mathbf{i} = \mathbf{i}$ and $\mathbf{I}\mathbf{j} = \mathbf{j}$, the action of $\mathbf{I}\mathbf{x}$ is to map \mathbf{x} into itself. Similarly we see that $\mathbf{J}\mathbf{i} = \mathbf{j}$ and $\mathbf{J}\mathbf{j} = -\mathbf{i}$, and thus $\mathbf{J}\mathbf{x}$ accomplishes a ninety degree counterclockwise rotation of \mathbf{x} . As an illustration, the top row of figure 3 shows the vector field arising from each tensor operating on the position vector \mathbf{x} . The grey contour, and subsequent rows, will be referred to subsequently.

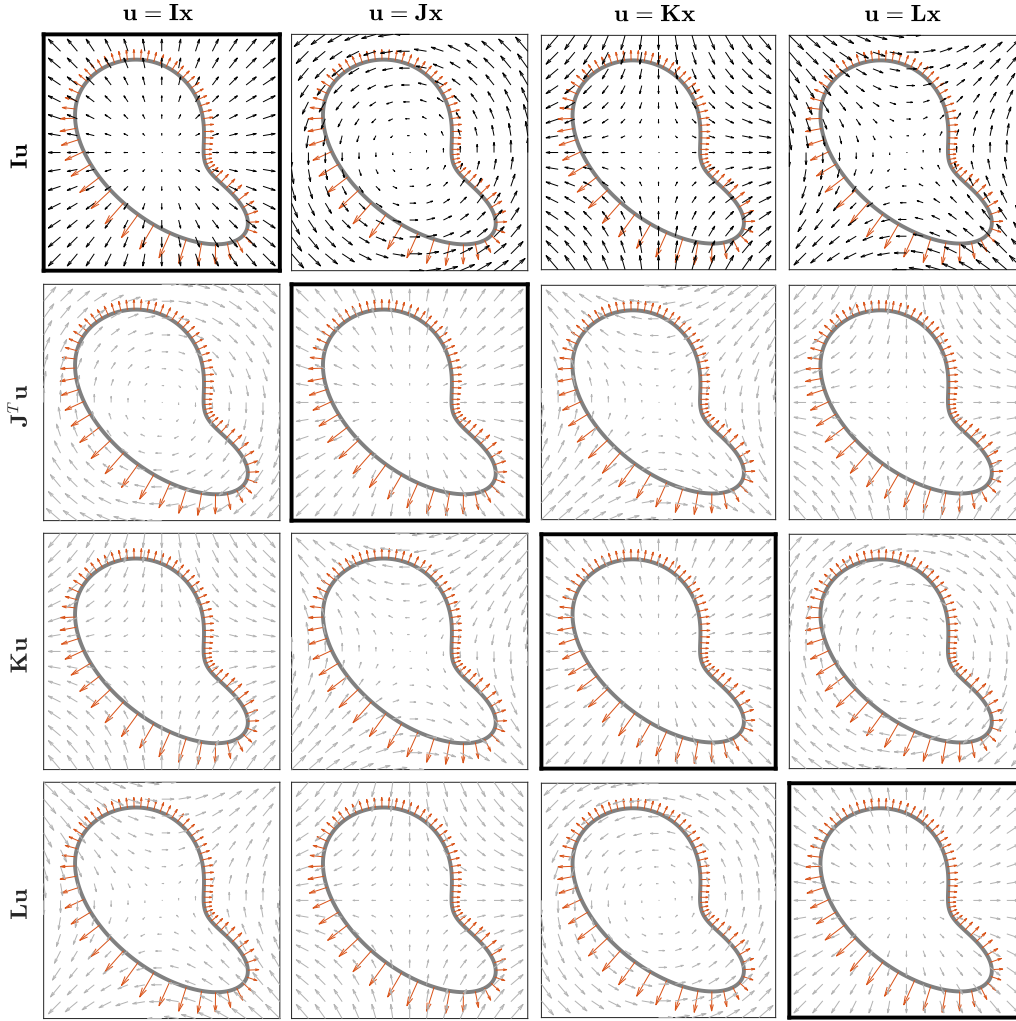


Figure 3. An illustration of the gradient tensor theorem. The upper row shows vector fields \mathbf{u} consisting of $\mathbf{u} = \mathbf{I}\mathbf{x} = \mathbf{x}$, $\mathbf{u} = \mathbf{J}\mathbf{x}$, $\mathbf{u} = \mathbf{K}\mathbf{x}$, and $\mathbf{u} = \mathbf{L}\mathbf{x}$, respectively, where \mathbf{x} is the position vector with respect to the origin. The heavy grey curve in all plots is the bounding curve \mathcal{L} , encompassing a region \mathcal{A} over which we wish to integrate and shown with its exterior normal vector in orange. In subsequent rows, the original vector field is multiplied by \mathbf{J}^T , \mathbf{K} , and \mathbf{L} respectively; the use of the grey colour for the vectors indicates that this is a modified version of the original field. These multiplications turn each of the four original fields into each of the other types. Along the diagonal, marked by the bold bounding boxes, the original vector field is transformed into a purely divergent field. This illustrates how the gradient tensor theorem can be thought of as the divergence theorem applied to versions of the origin vector field modified by the transpose of each of the \mathbf{IJKL} tensors.

It may be more intuitive to view the \mathbf{IJKL} tensors in their matrix representations. In our two-dimensional Cartesian coordinate system S with basis vector \mathbf{i} and \mathbf{j} , these tensors are represented as the matrices

$$[\mathbf{I}] = \begin{bmatrix} 1 & 0 \\ 0 & 1 \end{bmatrix}, \quad [\mathbf{J}] = \begin{bmatrix} 0 & -1 \\ 1 & 0 \end{bmatrix}, \quad [\mathbf{K}] = \begin{bmatrix} 1 & 0 \\ 0 & -1 \end{bmatrix}, \quad [\mathbf{L}] = \begin{bmatrix} 0 & 1 \\ 1 & 0 \end{bmatrix} \quad (3.11)$$

in which form they were previously introduced by [7]. Again we see the identity matrix, ninety degree counterclockwise rotation matrix, and two reflection matrices.

Some other properties of the **IJKL** basis tensors will be needed. From the transpose of an outer product, (2.16), it follows that $\mathbf{J}^T = -\mathbf{J}$ while the other three tensors equal their own transposes. Hence, **J** is skew-symmetric while the others are symmetric. The identity tensor **I** operates on any tensor as $\mathbf{I}\mathbf{M} = \mathbf{M}$, while the other three tensors operate on themselves as

$$\mathbf{K}\mathbf{K} = \mathbf{L}\mathbf{L} = \mathbf{I}, \quad \mathbf{J}\mathbf{J} = -\mathbf{I} \quad (3.12)$$

which implies that the inverse of **J** is $\mathbf{J}^T = -\mathbf{J}$ while the other three tensors are their own inverses. The **JKL** tensors operate on each other as

$$\begin{aligned} \mathbf{J}\mathbf{K} &= \mathbf{L} & \mathbf{K}\mathbf{L} &= -\mathbf{J} & \mathbf{L}\mathbf{J} &= \mathbf{K} \\ \mathbf{K}\mathbf{J} &= -\mathbf{L} & \mathbf{L}\mathbf{K} &= \mathbf{J} & \mathbf{J}\mathbf{L} &= -\mathbf{K} \end{aligned} \quad (3.13)$$

where we note that the second row is simply the transpose of the first in view of the skew-symmetry of **J**. These combine into the easily remember triple product formulas

$$\mathbf{J}\mathbf{K}\mathbf{L} = \mathbf{K}\mathbf{L}\mathbf{J} = \mathbf{L}\mathbf{J}\mathbf{K} = \mathbf{I}, \quad \mathbf{J}\mathbf{L}\mathbf{K} = \mathbf{L}\mathbf{K}\mathbf{J} = \mathbf{K}\mathbf{J}\mathbf{L} = -\mathbf{I} \quad (3.14)$$

where the triple tensor product of **J**, **K**, and **L** is the identity tensor when these occur in alphabetical order or a cyclic permutation therefore, and the negative of the identity tensor otherwise. All of the above identities are readily shown using the collapse rule for successive outer products (2.17), as shown in the Appendix.

In addition, we have from (2.18) that $\text{tr}\{\mathbf{I}\} = 2$ while the traces of the other three tensors vanish. Any two-dimensional tensor **M** can be written in terms of the **IJKL** tensors in the form

$$\mathbf{M} = \frac{1}{2} \left\{ \text{tr}\{\mathbf{M}\} \mathbf{I} + \text{tr}\{\mathbf{M}\mathbf{J}\} \mathbf{J}^T + \text{tr}\{\mathbf{M}\mathbf{K}\} \mathbf{K} + \text{tr}\{\mathbf{M}\mathbf{L}\} \mathbf{L} \right\} \quad (3.15)$$

where the tensor coefficients are expressed directly in terms of tensor traces of operations on **M**. This equation is verified by letting **M** operate to the right on each of the **IJKL** basis tensors in turn, applying the multiplication rules (3.12) and (3.13), and noting that only **I** has a nonzero trace.

Using the **IJKL** basis, we can now present a decomposition of the two-dimensional gradient tensor theorem, (1.2), that will illuminate its physical meaning. For concreteness, we take **u** to represent a velocity field, and then define the usual divergence δ , vorticity ζ , normal strain rate ν , and shear strain rate σ as

$$\delta \equiv \frac{\partial u}{\partial x} + \frac{\partial v}{\partial y}, \quad \zeta \equiv \frac{\partial v}{\partial x} - \frac{\partial u}{\partial y}, \quad \nu \equiv \frac{\partial u}{\partial x} - \frac{\partial v}{\partial y}, \quad \sigma \equiv \frac{\partial u}{\partial y} + \frac{\partial v}{\partial x} \quad (1.4)$$

which are readily shown, via the definitions of the **IJKL** tensors, to have the alternate expressions as

$$\delta = \nabla \cdot \mathbf{u}, \quad \zeta = \nabla \cdot (\mathbf{J}^T \mathbf{u}), \quad \nu = \nabla \cdot (\mathbf{K} \mathbf{u}), \quad \sigma = \nabla \cdot (\mathbf{L} \mathbf{u}) \quad (3.16)$$

and thus can be seen as being the divergences of the vector field **u** and modified versions thereof. We can then show that the 2D gradient tensor theorem, (1.2), can be decomposed into a set of four identities, one for each of the **IJKL** tensors,

$$\bar{\delta} = \frac{1}{A} \oint_{\mathcal{L}} \mathbf{u} \cdot d\mathbf{n}, \quad \bar{\zeta} = \frac{1}{A} \oint_{\mathcal{L}} (\mathbf{J}^T \mathbf{u}) \cdot d\mathbf{n}, \quad \bar{\nu} = \frac{1}{A} \oint_{\mathcal{L}} (\mathbf{K} \mathbf{u}) \cdot d\mathbf{n}, \quad \bar{\sigma} = \frac{1}{A} \oint_{\mathcal{L}} (\mathbf{L} \mathbf{u}) \cdot d\mathbf{n} \quad (3.17)$$

where we have defined $\bar{f} \equiv \frac{1}{A} \iint_{\mathcal{A}} f \, dA$ as the spatial average of some quantity f over the region \mathcal{A} having area A . These are, respectively, the divergence theorem, the Kelvin–Stokes theorem, and two related theorems involving the strain. Thus, the physical meaning of the 2D gradient tensor theorem is that the spatially integrated values of the divergence δ , vorticity ζ , normal strain ν , and shear strain σ are all recovered by an outer product integral along the region boundary.

To derive this decomposition, we expand both sides of the 2D gradient tensor theorem, (1.2), in terms of the **IJKL** basis. The gradient tensor $\nabla \otimes \mathbf{u}$ itself can be expressed as

$$\nabla \otimes \mathbf{u} = \frac{1}{2} \left\{ \delta \mathbf{I} + \zeta \mathbf{J}^T + \nu \mathbf{K} + \sigma \mathbf{L} \right\} \quad (3.18)$$

which may be more clear if we write out its matrix representation as

$$[\nabla \otimes \mathbf{u}] = \begin{bmatrix} \frac{\partial u}{\partial x} & \frac{\partial v}{\partial x} \\ \frac{\partial u}{\partial y} & \frac{\partial v}{\partial y} \end{bmatrix} = \frac{1}{2} \left\{ \delta \begin{bmatrix} 1 & 0 \\ 0 & 1 \end{bmatrix} + \zeta \begin{bmatrix} 0 & 1 \\ -1 & 0 \end{bmatrix} + \nu \begin{bmatrix} 1 & 0 \\ 0 & -1 \end{bmatrix} + \sigma \begin{bmatrix} 0 & 1 \\ 1 & 0 \end{bmatrix} \right\}. \quad (3.19)$$

This is found by substituting $\nabla \otimes \mathbf{u}$ for \mathbf{M} in (3.15), then using the fact that

$$\text{tr} \{ (\nabla \otimes \mathbf{u}) \mathbf{M} \} = \nabla \cdot (\mathbf{M}^T \mathbf{u}) \quad (3.20)$$

as is shown in the Appendix, and finally employing the expressions for δ , ζ , ν , and σ given in (3.16). Thus the 2D gradient tensor theorem becomes

$$\frac{1}{2} (\bar{\delta} \mathbf{I} + \bar{\zeta} \mathbf{J}^T + \bar{\nu} \mathbf{K} + \bar{\sigma} \mathbf{L}) = \frac{1}{A} \oint_{\mathcal{L}} d\mathbf{n} \otimes \mathbf{u} \quad (3.21)$$

but we observe that the outer product on the right-hand side has the expansion

$$d\mathbf{n} \otimes \mathbf{u} = \frac{1}{2} \left\{ (\mathbf{u} \cdot d\mathbf{n}) \mathbf{I} + \left[(\mathbf{J}^T \mathbf{u}) \cdot d\mathbf{n} \right] \mathbf{J}^T + [(\mathbf{K} \mathbf{u}) \cdot d\mathbf{n}] \mathbf{K} + [(\mathbf{L} \mathbf{u}) \cdot d\mathbf{n}] \mathbf{L} \right\} \quad (3.22)$$

as is found by (3.15) together with $\text{tr} \{ (\mathbf{a} \otimes \mathbf{b}) \mathbf{M} \} = \mathbf{b} \mathbf{M} \mathbf{a}$, given previously in (2.20), followed by the use of $\mathbf{u} \mathbf{M} d\mathbf{n} = \mathbf{u} \cdot (\mathbf{M} d\mathbf{n}) = (\mathbf{M}^T \mathbf{u}) \cdot d\mathbf{n}$ from the definition of the tensor transpose in (2.5). Equating coefficients of the basis tensors between the left-hand and right-hand sides lead to (3.17) as claimed. For the \mathbf{J} component, writing $(\mathbf{J}^T \mathbf{u}) \cdot d\mathbf{n} = \mathbf{u} \cdot (\mathbf{J} d\mathbf{n}) = \mathbf{u} \cdot d\mathbf{x}$ shows that this is in fact Kelvin–Stokes.

In fact the expansion (3.17) gives us another way to prove the two-dimensional gradient tensor theorem, by starting with the 2D divergence theorem. Observe that the \mathbf{J}^T , \mathbf{K} , and \mathbf{L} components of the gradient tensor theorem in (3.17) are each simply the divergence theorems for the modified flow fields $\mathbf{J}^T \mathbf{u}$, $\mathbf{K} \mathbf{u}$, and $\mathbf{L} \mathbf{u}$, respectively. Thus each of these components is nothing but the divergence theorem acting on a modified velocity field, while the \mathbf{I} component is the divergence theorem itself; see figure 3 for an illustration.

As we have seen, the two-dimensional version of the gradient tensor theorem, (1.2), has the divergence theorem as its trace. However, it can be written in the alternate form

$$\iint_{\mathcal{A}} \mathbf{J} (\nabla \otimes \mathbf{u}) \, dA = \oint_{\mathcal{L}} d\mathbf{x} \otimes \mathbf{u} \quad (3.23)$$

recalling that $d\mathbf{n} = \mathbf{J}^T d\mathbf{x}$. This now resembles the Kelvin–Stokes theorem (3.8b) and has that theorem as its trace, since from (2.18) we have $\text{tr} \{ \mathbf{J} (\nabla \otimes \mathbf{u}) \} = (\mathbf{J} \nabla) \cdot \mathbf{u} = \nabla \cdot (\mathbf{J}^T \mathbf{u}) = \zeta$. Since in many fluid applications the vorticity is the most important term in the velocity gradient tensor, it may be sensible to put that information along the trace, the most prominent part of the tensor. This becomes

$$\frac{1}{2} (\bar{\zeta} \mathbf{I} - \bar{\delta} \mathbf{J}^T - \bar{\sigma} \mathbf{K} + \bar{\nu} \mathbf{L}) = \frac{1}{A} \oint_{\mathcal{L}} d\mathbf{x} \otimes \mathbf{u} \quad (3.24)$$

and proceeding as above, we can write out the right-hand side terms to find

$$\bar{\zeta} = \frac{1}{A} \oint_{\mathcal{L}} \mathbf{u} \cdot d\mathbf{x}, \quad \bar{\delta} = \frac{1}{A} \oint_{\mathcal{L}} (\mathbf{J} \mathbf{u}) \cdot d\mathbf{x}, \quad \bar{\sigma} = -\frac{1}{A} \oint_{\mathcal{L}} (\mathbf{K} \mathbf{u}) \cdot d\mathbf{x} \quad \bar{\nu} = \frac{1}{A} \oint_{\mathcal{L}} (\mathbf{L} \mathbf{u}) \cdot d\mathbf{x} \quad (3.25)$$

for the spatially-averaged components of the gradient tensor expressed in terms of readily evaluated integrals over the region boundary; note a minus sign only occurs in the equation for $\bar{\sigma}$. These contain equivalent information to (3.17) in a slightly different and perhaps more readily computable arrangement. From the definitions of the \mathbf{IJKL} tensors, we obtain (1.3) as given in the Introduction.

4. Discussion

This paper has reintroduced the gradient tensor theorem of Gibbs [1], which seems not to be familiar to some communities that could make use of it. At an abstract level this result can be seen as simply containing special cases of the generalized Stokes theorem. Yet the representation of a set of scalar-valued identities as a single tensor-valued identity is not just bookkeeping. Rather, the gradient tensor theorem encodes an important understanding of the relationship between the value of the gradient of a vector-valued quantity, such as the velocity, integrated over a region and the information contained along the region's boundary.

An innovation here is the use of a tensor basis that allows the two-dimensional tensor gradient theorem to be readily applied to a region of arbitrary shape and decomposed into its constituent identities. Because the velocity gradient tensor is a fundamental quantity in fluid mechanics, one would expect this result to find broad application to this field in particular. A sample application to observing the ocean surface currents from a moving platform was presented.

An obvious extension of this work is to ask whether the two-dimensional version of the gradient tensor theorem holds, as the Kelvin–Stokes theorem does, within any smooth orientable two-dimensional surface and not simply on a flat plane. This is particularly relevant to oceanographic applications, as numerical ocean modeling and analysis of ocean observations both frequently make use of nonplanar, quasi-horizontal surfaces. Ocean models use a variety of coordinate systems depending on the part of the ocean being modeled: one might prefer vertical or z -coordinates, density or ρ -coordinates, or bottom-following or σ -coordinates when modeling the mixed layer, the nearly adiabatic interior, or the bottom boundary layer, respectively (see e.g. [55,56]). The choice of an alternate surface may be also motivated by its special properties. For example, it is known that transport along surfaces of constant density is orders of magnitude larger than transport across them [57], while “neutral surfaces” [58,59] and **P**-surfaces [60] respectively allow a water parcel to move laterally without changing its density or without requiring any work. Because such surfaces are so ubiquitous, it would be a benefit to have integral theorems designed to work along them.

We therefore offer some thoughts on the extension of the 2D gradient tensor theorem (1.2) to curved surfaces parameterized by curvilinear coordinates. In these last paragraphs, unlike the rest of the paper, we make use of differential geometry and index notation; see Carroll [52] as a good general reference. In arbitrary curvilinear coordinates, the divergence theorem becomes

$$\int_{\Omega} \nabla_i u^i \sqrt{|g|} d^2x = \int_{\partial\Omega} n_i u^i \sqrt{|\gamma|} dy \quad (4.1)$$

as given in eqn. (E.14) of [52], here for the special case of a manifold with a dimensionality of two, that is, a surface. In this equation, a summation is implied when an index occurs in both an upper and lower position, as with the “ i ” index. Ω denotes our chosen surface to integrate over, $\partial\Omega$ is its bounding curve, and the n_i are the components of the outward normal vector \mathbf{n} to this curve, a vector which is locally tangent to Ω . The combined curvature of the surface and the coordinates is specified by the *metric tensor* g and also by γ , the *induced metric* along the boundary (which is a scalar for the case of a two-dimensional manifold), with $|g|$ denoting the determinant of the metric tensor. ∇_i denotes the covariant derivative with respect to the i th coordinate, which is related to, but not the same as, the i th component of the ∇ operator defined in (2.25), see e.g. §2.1.5 of [10]. Finally, note that the notation “ d^n ” no longer means simply a differential, but in differential geometry means a n th-order tensor formed by a wedge product, see §2.10 of [52].

In index notation, the gradient tensor $\nabla \otimes \mathbf{u}$ is written simply as $\nabla_i u^j$ and similarly the outer product $\mathbf{n} \otimes \mathbf{u}$ is written as $n_i u^j$, where the association of suitable basis vectors with these tensor coefficients is implied; this is in contrast to the more explicit notation used in the Appendix. The above identity thus makes use of the gradient tensor $\nabla_i u^j$, but only its trace—that is, the divergence—on the left-hand side, while on the right-hand side we have the dot product $\mathbf{n} \cdot \mathbf{u}$. Note that as in the case for the flat two-dimensional surface treated in the main text, vectors and tensors are here regarded as being two dimensional. However, unlike in §3(b), it is important to point out that “horizontal” vectors—vectors locally tangent to the curved surface—must vary spatially in order to match the tangent plane at each point. As with the divergence theorem (4.1), one may similarly derive a version of the Kelvin–Stokes theorem along the curved surface. These two familiar results account for two of the four components of the gradient tensor in 2D and naturally generalize to a curved surface. The remaining two terms comprise the anisotropic, symmetric portion of the gradient tensor $\nabla \otimes \mathbf{u}$, which are interpreted as rate-of-strain terms in the case that \mathbf{u} is a velocity.

To generalize the entire gradient tensor theorem equation (1.2) to curved surfaces, it would seem that we like an equality relating the two integrals

$$\int_{\Omega} \nabla_i u^j \sqrt{|g|} d^2x, \quad \int_{\partial\Omega} n_i u^j \sqrt{|\gamma|} dy \quad (4.2)$$

on the left-hand side and right-hand side, respectively. However, this is not possible because neither of these integrals is well-formed. The integrands $\nabla_i u^j$ and $n_i u^j$ are neither symmetric nor antisymmetric as would

normally distinguished these tensor-valued integrands [52]. Moreover, the left-hand integral does not adhere to the form of the most general Stokes' theorem because the integrand is not an exact differential, and so the integral is path dependent. As opposed to the divergence theorem (4.1), which is the integral over a scalar field, the above integrals involve the components of second-order tensors taken at multiple places over the surface. Unlike on a flat surface, where a tangent plane taken at any point coincides with the planes at any other point, on a curved surface the tensors at each point live in different tangent planes. Thus, the integral of tensor components requires us to consider summing over multiple potentially misaligned tangent planes, whereas integrating scalars such as in (4.1) does not require considering tangent planes at all. In other words, it is problematic that the basis vectors implicitly multiplying $\nabla_i u^j$ and $n_i u^j$ are spatially varying.

On the other hand, by analogy with how i and j were used in §3(b), we can take spatially uniform unit test vectors ℓ and m , chosen to point along the directions of some meaningfully broken symmetry—for example along the geopotential gradient or the rotation axis—and project the gradient tensor onto these vectors by taking the products $\ell(\nabla \otimes u)m$ and $\ell(n \otimes u)m$. It is not necessary for these test vectors to be perpendicular, just not coaligned. We then obtain, by the simple divergence theorem (4.1),

$$\int_{\Omega} \nabla_i (\ell^i u^j m_j) \sqrt{|g|} d^2x = \int_{\partial\Omega} n_i \ell^i u^j m_j \sqrt{|\gamma|} dy \quad (4.3)$$

which would hopefully preserve meaningful physical insight for good choices of ℓ and m .

Further work would be needed to understand potentially meaningful generalizations of the rate-of-strain terms to curved two-dimensional surfaces, and to determine whether suitable integral identities would apply to them. It is also worth noting that, from an observational perspective, the presence of curved surfaces introduces additional wrinkles compared to the case of flat surfaces. Imagine that the one-dimensional observations along the bounding lines of the triangular cells in the example of figure 1 are extended in the vertical, becoming observations along the faces of triangular prisms. If a curved surface such as a constant density surface intersects these sheets, we do not know from the 2D observations the angle of this intersection in the vertical, and thus we do not know the orientation of the normal vector n needed to evaluate the right-hand side of (4.1) and related identities. Thus to employ such identities in practice may require experimental modification. On the other hand, for applications in models, where all the quantities one needs to know are readily available, one should be able to form such integrals without difficulty.

Appendix

This appendix handles the derivation of a few tensor analysis identities that were needed in the main text. In this section only, we use an oblique coordinate system having a spatially constant, but not necessarily orthogonal set of basis vectors e_i for $i = 1, 2, 3$, to which is associated a unique *reciprocal basis* e^i giving $e_i \cdot e^j = \delta_i^j$ where δ_i^j is the Kronecker delta function. See e.g. [51] and §1.3.3 and §1.6 of [4] for further details. Furthermore, we adopt the Einstein summation convention of summing over an index when it occurs as a pair in both an upper and lower index. In this notation, any vector x can be represented equivalently as

$$x = x^i e_i = x_i e^i \quad (A 1)$$

where $x^i \equiv x \cdot e^i$ and $x_i \equiv x \cdot e_i$ are called the *contravariant* and *covariant* components of the vectors, respectively, owing to their transformation laws under a change in the coordinate system. Similarly any second-order tensor can be written equivalently as the four sums of outer products

$$\mathbf{M} = M^{ij} e_i \otimes e_j = M_i^j e^i \otimes e_j = M_{ij} e^i \otimes e^j = M_j^i e_i \otimes e^j \quad (A 2)$$

where the coefficients are defined as $M_j^i \equiv e^i \mathbf{M} e_j$, etc. In this notation, the inner and outer products become

$$a \cdot b = a^i b_i = a_i b^i, \quad a \otimes b = a^i b^j e_i \otimes e_j = a_i b_j e^i \otimes e^j = a_i b_j e_i \otimes e^j \quad (A 3)$$

respectively. Note that for the case of an orthonormal basis, we have $e_i = e^i$ and consequently $x^i = x_i$ and $M^{ij} = M_i^j = M_{ij} = M_j^i$, and all of the above expressions reduce to the versions given in the main text.

Finally, we note that the appropriate definition of the ∇ operator in oblique or curvilinear coordinates, is

$$\nabla \equiv e^i \frac{\partial}{\partial x^i} \quad (\text{A } 4)$$

see (2.23) of [10] or p. 192 of [4]. Again this reduces to the earlier definition in (2.25) for a Cartesian coordinate system. The definitions of the three types of derivatives in (2.24) are modified accordingly by replacing i_i with e^i .

Now to prove $\text{tr}\{(\mathbf{a} \otimes \mathbf{b}) \mathbf{M}\} = \mathbf{b} \mathbf{M} \mathbf{a}$, given earlier in (2.20), we first expand the left-hand side to find

$$\text{tr}\{(\mathbf{a} \otimes \mathbf{b}) \mathbf{M}\} = M_j^i \text{tr}\{(\mathbf{a} \otimes \mathbf{b}) (e_i \otimes e^j)\} = M_j^i (\mathbf{b} \cdot e_i) (\mathbf{a} \cdot e^j) = M_j^i b_i a^j \quad (\text{A } 5)$$

where we have made use of (2.19) for the second equality. Similarly, the right-hand side is

$$\mathbf{b} \mathbf{M} \mathbf{a} = \mathbf{b} \cdot (\mathbf{M} \mathbf{a}) = \mathbf{b} \cdot \left[M_j^i (e_i \otimes e^j) \mathbf{a} \right] = M_j^i (\mathbf{b} \cdot e_i) (\mathbf{a} \cdot e^j) = M_j^i b_i a^j \quad (\text{A } 6)$$

and these two expressions are seen to be identical, as claimed. Next we show a related equality for derivatives, $\text{tr}\{(\nabla \otimes \mathbf{u}) \mathbf{M}\} = \nabla \cdot (\mathbf{M}^T \mathbf{u})$ for a spatially constant tensor \mathbf{M} , as given in (3.20). The left-hand side becomes

$$\text{tr}\{(\nabla \otimes \mathbf{u}) \mathbf{M}\} = M_i^j \text{tr}\left\{\left(e^k \otimes \frac{\partial u^\ell}{\partial x^k} e_\ell\right) e^i \otimes e_j\right\} = M_i^j \frac{\partial u^i}{\partial x^k} (e^k \cdot e_j) = M_i^j \frac{\partial u^i}{\partial x^j} \quad (\text{A } 7)$$

again using (2.19) followed by the orthonormality condition $e_i \cdot e^j = \delta_i^j$. For the right-hand side, we have

$$\nabla \cdot (\mathbf{M}^T \mathbf{u}) = \nabla \cdot \left(M_i^j (e_j \otimes e^i) u^\ell e_\ell \right) = \nabla \cdot \left(M_i^j u^\ell e_j \right) = e^k \cdot \frac{\partial}{\partial x^k} (M_i^j u^\ell e_j) = M_i^j \frac{\partial u^i}{\partial x^j} \quad (\text{A } 8)$$

using (2.16) for the transpose of an outer product. This matches the previous expression, proving (3.20).

Finally we derive the **IJKL** tensor multiplication rules given in (3.12) and (3.13). Note that these tensors are always defined with respect to two orthonormal vectors i and j with $j \equiv k \times i$ regardless of the underlying coordinates; thus, we keep the same notation as in the main text. One finds

$$\mathbf{J} \mathbf{J} = (j \otimes i - i \otimes j) (j \otimes i - i \otimes j) = -(i \otimes i + j \otimes j) = -\mathbf{I} \quad (\text{A } 9)$$

$$\mathbf{K} \mathbf{K} = (i \otimes i - j \otimes j) (i \otimes i - j \otimes j) = (i \otimes i + j \otimes j) = \mathbf{I} \quad (\text{A } 10)$$

$$\mathbf{L} \mathbf{L} = (j \otimes i + i \otimes j) (j \otimes i + i \otimes j) = (i \otimes i + j \otimes j) = \mathbf{I} \quad (\text{A } 11)$$

$$\mathbf{J} \mathbf{K} = (j \otimes i - i \otimes j) (i \otimes i - j \otimes j) = (j \otimes i + i \otimes j) = \mathbf{L} \quad (\text{A } 12)$$

$$\mathbf{K} \mathbf{L} = (i \otimes i - j \otimes j) (j \otimes i + i \otimes j) = (i \otimes j - j \otimes i) = -\mathbf{J} \quad (\text{A } 13)$$

$$\mathbf{L} \mathbf{J} = (j \otimes i + i \otimes j) (j \otimes i - i \otimes j) = (i \otimes i - j \otimes j) = \mathbf{K} \quad (\text{A } 14)$$

where we have used the definitions (3.10), the collapse rule (2.17) for two successive outer products, and the fact that $j \cdot i = 0$ by definition.

Data Accessibility. The model data used in this study is from a simulation called BetaEddyOne [41], available at Zenodo under a Creative Commons license at <https://doi.org/10.5281/zenodo.8200056>.

Competing Interests. The authors have no conflict of interests to declare.

Funding. The work of J. Lilly, J. Feske, and B. Fox-Kemper by grant number 2220280, and the work of J. Early by grant number 2049521, both from the Physical Oceanography program of the United States National Science Foundation.

References

1. Gibbs JW. 1884 *Elements of vector analysis*. Tuttle, Morehouse, & Taylor. Privately printed. (10.5479/sil.325602.39088000942730)
2. Aris R. 1962 *Vectors, Tensors and the Basic Equations of Fluid Mechanics*. Dover Publications, Inc.
3. Badin G, Crisciani F. 2018 *Variational Formulation of Fluid and Geophysical Fluid Dynamics: Mechanics, Symmetries and Conservation Laws*. Springer International Publishing. (10.1007/978-3-319-59695-2)
4. Borisenko AI, Tarapov IE. 1968 *Vector and tensor analysis with applications*. Dover Publications, Inc.

5. Truesdell C. 1954 *The kinematics of vorticity*. Indiana University Press.
6. Batchelor G. 1967 *An introduction to fluid dynamics*. Cambridge University Press.
7. Lilly JM. 2018 Kinematics of a fluid ellipse in a linear flow. *Fluids* **3**, 1–29. ([10.3390/fluids3010016](https://doi.org/10.3390/fluids3010016))
8. Ogden RW. 1984 *Non-linear elastic deformations*. E. Horwood.
9. Murakami S. 2012 *Continuum damage mechanics*. Springer. ([10.1007/978-94-007-2666-6](https://doi.org/10.1007/978-94-007-2666-6))
10. Dimitrienko YI. 2011 *Nonlinear continuum mechanics and large inelastic deformations*. Springer. ([10.1007/978-94-007-0034-5](https://doi.org/10.1007/978-94-007-0034-5))
11. Okubo A. 1970 Horizontal dispersion of floatable particles in the vicinity of velocity singularities such as convergences. *Deep-Sea Res.* **17**, 445–454. ([10.1016/0011-7471\(70\)90059-8](https://doi.org/10.1016/0011-7471(70)90059-8))
12. Kirwan AD. 1975 Oceanic velocity gradients. *J. Phys. Oceanogr.* **5**, 729–735. ([10.1175/1520-0485\(1975\)005<0729:ovg>2.0.co;2](https://doi.org/10.1175/1520-0485(1975)005<0729:ovg>2.0.co;2))
13. Cantwell BJ. 1992 Exact solution of a restricted Euler equation for the velocity gradient tensor. *Phys. Fluids A* **4**, 782–793. ([10.1063/1.858295](https://doi.org/10.1063/1.858295))
14. Meneveau C. 2011 Lagrangian dynamics and models of the velocity gradient tensor in turbulent flows. *Annu. Rev. Fluid Mech.* **43**, 219–245. ([10.1146/annurev-fluid-122109-160708](https://doi.org/10.1146/annurev-fluid-122109-160708))
15. Samelson R. 2013 Lagrangian motion, coherent structures, and lines of persistent material strain. *Annu. Rev. Mar. Sci.* **5**, 137–163. ([10.1146/annurev-marine-120710-100819](https://doi.org/10.1146/annurev-marine-120710-100819))
16. Cantwell BJ. 1993 On the behavior of velocity gradient tensor invariants in direct numerical simulations of turbulence. *Phys. Fluids A* **5**, 2008–2013. ([10.1063/1.858828](https://doi.org/10.1063/1.858828))
17. Martín J, Ooi A, Chong MS, Soria J. 1998 Dynamics of the velocity gradient tensor invariants in isotropic turbulence. *Phys. Fluids* **10**, 2336–2346. ([10.1063/1.869752](https://doi.org/10.1063/1.869752))
18. Bech Lars P, Sandberg RD. 2017 Evolution of the velocity gradient tensor invariant dynamics in a turbulent boundary layer. *J. Fluid Mech.* **815**, 223–242. ([10.1017/jfm.2017.40](https://doi.org/10.1017/jfm.2017.40))
19. Buxton ORH, Breda M, Chen X. 2017 Invariants of the velocity-gradient tensor in a spatially developing inhomogeneous turbulent flow. *J. Fluid Mech.* **817**, 1–20. ([10.1017/jfm.2017.93](https://doi.org/10.1017/jfm.2017.93))
20. Wu Y, Zhang W, Wang Y, Zou Z, Chen J. 2020 Energy dissipation analysis based on velocity gradient tensor decomposition. *Phys. Fluids* **32**, 035114:1–9. ([10.1063/1.5144424](https://doi.org/10.1063/1.5144424))
21. Atkinson C, Chumakov S, Bermejo-Moreno I, Soria J. 2012 Lagrangian evolution of the invariants of the velocity gradient tensor in a turbulent boundary layer. *Phys. Fluids* **24**, 105104:1–14. ([10.1063/1.4757656](https://doi.org/10.1063/1.4757656))
22. Zemskova VE, White BL, Scotti A. 2015 Available potential energy and the general circulation: partitioning wind, buoyancy forcing, and diapycnal mixing. *J. Phys. Oceanogr.* **45**, 1510–1531. ([10.1175/JPO-D-14-0043.1](https://doi.org/10.1175/JPO-D-14-0043.1))
23. Whitt DB, Thomas LN. 2015 Resonant generation and energetics of wind-forced near-inertial motions in a geostrophic flow. *J. Phys. Oceanogr.* **45**, 181–208. ([10.1175/jpo-d-14-0168.1](https://doi.org/10.1175/jpo-d-14-0168.1))
24. Lelong MP, Cuyper Y, Bouruet-Aubertot P. 2020 Near-inertial energy propagation inside a Mediterranean anticyclonic eddy. *J. Phys. Oceanogr.* **50**, 2271–2288. ([10.1175/jpo-d-19-0211.1](https://doi.org/10.1175/jpo-d-19-0211.1))
25. Molinari R, Jr. ADK. 1975 Calculations of differential kinematic properties from Lagrangian observations in the western Caribbean Sea. *J. Phys. Oceanogr.* **5**, 483–491. ([10.1175/1520-0485\(1975\)005<0483:codkpf>2.0.co;2](https://doi.org/10.1175/1520-0485(1975)005<0483:codkpf>2.0.co;2))
26. Okubo A, Ebbesmeyer CC. 1976 Determination of vorticity, divergence, and deformation rates from analysis of drogue observations. *Deep-Sea Res.* **23**, 349–352. ([10.1016/0011-7471\(76\)90875-5](https://doi.org/10.1016/0011-7471(76)90875-5))
27. Flament P, Armi L. 2000 The shear, convergence, and thermohaline structure of a front. *J. Phys. Oceanogr.* **30**, 51–66. ([10.1175/1520-0485\(2000\)030<0051:tscats>2.0.co;2](https://doi.org/10.1175/1520-0485(2000)030<0051:tscats>2.0.co;2))
28. Rudnick DL. 2001 On the skewness of vorticity in the upper ocean. *Geophys. Res. Lett.* **28**, 2045–2048. ([10.1029/2000GL012265](https://doi.org/10.1029/2000GL012265))
29. Shcherbina AY, D’Asaro EA, Lee CM, Klymak JM, Molemaker MJ, McWilliams JC. 2013 Statistics of vertical vorticity, divergence, and strain in a developed submesoscale turbulence field. *Geophys. Res. Lett.* **40**, 4706–4711. ([10.1002/grl.50919](https://doi.org/10.1002/grl.50919))
30. Ohlmann JC, Molemaker MJ, Baschek B, Holt B, Marmorino G, Smith G. 2017 Drifter observations of submesoscale flow kinematics in the coastal ocean. *Geophys. Res. Lett.* **44**, 330–337. ([10.1002/2016gl071537](https://doi.org/10.1002/2016gl071537))
31. Berta M, Griffa A, Haza AC, Horstmann J, Huntley HS, Ibrahim R, Lund B, Özgökmen TM, Poje AC. 2020 Submesoscale kinematic properties in summer and winter surface flows in the northern Gulf of Mexico. *J. Geophys. Res.: Oceans* **125**, e2020JC016085:1–24. (<https://doi.org/10.1029/2020JC016085>)
32. Oscroft S, Sykulski AM, Early JJ. 2020 Separating mesoscale and submesoscale flows from clustered drifter trajectories. *Fluids* **6**, 14. ([10.3390/fluids6010014](https://doi.org/10.3390/fluids6010014))
33. Tarry DR, Ruiz S, Johnston TMS, Poulain PM, Özgökmen T, Centurioni LR, Berta M, Esposito G, Farrar JT, Mahadevan A, Pascual A. 2022 Drifter observations reveal intense vertical velocity in a surface ocean front. *Geophys. Res. Lett.* **49**, 1–9. ([10.1029/2022gl098969](https://doi.org/10.1029/2022gl098969))

34. Essink S, Hormann V, Centurioni LR, Mahadevan A. 2022 Characterizing ocean kinematics from surface drifters. *J. Atmos. Ocean Tech.* **39**, 1183–1198. ([10.1175/jtech-d-21-0068.1](https://doi.org/10.1175/jtech-d-21-0068.1))
35. Hátún H, Eriksen CC, Rhines PB. 2007 Buoyant eddies entering the Labrador Sea observed with gliders and altimetry. *J. Phys. Oceanogr.* **37**, 2838–2854. ([10.1175/2007jpo3567.1](https://doi.org/10.1175/2007jpo3567.1))
36. Rudnick DL, Gopalakrishnan G, Cornuelle BD. 2015 Cyclonic eddies in the Gulf of Mexico: observations by underwater gliders and simulations by numerical model. *J. Phys. Oceanogr.* **45**, 313–326. ([10.1175/JPO-D-14-0138.1](https://doi.org/10.1175/JPO-D-14-0138.1))
37. Yu LS, Bosse A, Fer I, Orvik KA, Bruvik EM, Hessevik I, Kvalsund K. 2017 The Lofoten Basin eddy: Three years of evolution as observed by Seagliders. *J. Geophys. Res.: Oceans* **122**, 6814–6834. ([10.1002/2017jc012982](https://doi.org/10.1002/2017jc012982))
38. Meunier T, Pallàs Sanz E, Tenreiro M, Portela E, Ochoa J, Ruiz-Angulo A, Cusí S. 2018 The vertical structure of a Loop Current eddy. *J. Geophys. Res.: Oceans* **123**, 6070–6090. ([10.1029/2018JC013801](https://doi.org/10.1029/2018JC013801))
39. Zhang D, Cronin M, Meing C, Farrar JT, Jenkins R, Peacock D, Keene J, Sutton A, Yang Q. 2019 Comparing air-sea flux measurements from a new unmanned surface vehicle and proven platforms during the SPURS-2 field campaign. *Oceanography* **32**, 122–133. ([10.5670/oceanog.2019.220](https://doi.org/10.5670/oceanog.2019.220))
40. Wullenweber N, Hole LR, Ghaffari P, Graves I, Tholo H, Camus L. 2022 SailBuoy Ocean Currents: Low-Cost Upper-Layer Ocean Current Measurements. *Sensors* **22**, 5553:1–18. ([10.3390/s22155553](https://doi.org/10.3390/s22155553))
41. Early JJ, Lilly JM. 2023 BetaEddyOne: A long-lived 1.5 layer quasigeostrophic eddy on a beta plane, with Lagrangian particles. ([10.5281/zenodo.8200056](https://doi.org/10.5281/zenodo.8200056))
42. Early JJ, Samelson RM, Chelton DB. 2011 The evolution and propagation of quasigeostrophic ocean eddies. *J. Phys. Oceanogr.* **41**, 1535–1555. ([10.1175/2011JPO4601.1](https://doi.org/10.1175/2011JPO4601.1))
43. Chelton DB, Schlax MG, Samelson RM. 2011 Global observations of nonlinear mesoscale eddies. *Prog. Oceanogr.* **91**, 167–216. ([10.1016/j.pocean.2011.01.002](https://doi.org/10.1016/j.pocean.2011.01.002))
44. Abernathy R, Haller G. 2018 Transport by Lagrangian vortices in the eastern Pacific. *J. Phys. Oceanogr.* **48**, 667–685. ([10.1175/JPO-D-17-0102.1](https://doi.org/10.1175/JPO-D-17-0102.1))
45. Zhang W, Wolfe CLP, Abernathy R. 2020 Role of surface-layer coherent eddies in potential vorticity transport in quasigeostrophic turbulence driven by eastward shear. *Fluids* **5**, 2–25. ([10.3390/fluids5010002](https://doi.org/10.3390/fluids5010002))
46. McWilliams JC. 2006 *Fundamentals of geophysical fluid dynamics*. Cambridge University Press.
47. Saffman PG. 1995 *Vortex dynamics*. Cambridge University Press.
48. Battaner E. 1996 *Astrophysical fluid dynamics*. Cambridge University Press.
49. Wood BD, Joot P, Whitaker S. 2022 A note on the Gibbsian representation of the gradient of a vector field. ([10.48550/ARXIV.2204.10367](https://doi.org/10.48550/ARXIV.2204.10367))
50. Koks D. 2017 On the use of vectors, reference frames, and coordinate systems in aerospace analysis. Technical Report DST-Group-TR-3309 Defence Science and Technology Group, Australian Department of Defense.
51. Itskov M. 2015 *Tensor algebra and tensor analysis for engineers*. Springer fourth edition. ([10.1007/978-3-319-16342-0](https://doi.org/10.1007/978-3-319-16342-0))
52. Carroll SM. 2004 *Spacetime and geometry*. Addison Wesley. ([10.1017/9781108770385.005](https://doi.org/10.1017/9781108770385.005))
53. Needham T. 2021 *Visual differential geometry and forms*. Princeton University Press. ([10.1515/9780691219899-004](https://doi.org/10.1515/9780691219899-004))
54. Bradley GL. 1975 *A Primer of Linear Algebra*. Prentice-Hall, Inc.
55. Griffies SM. 2004 *Fundamentals of ocean climate models*. Princeton University Press. ([10.1515/9780691187129](https://doi.org/10.1515/9780691187129))
56. Fox-Kemper B, Adcroft A, Böning CW, Chassignet EP, Curchitser E, Danabasoglu G, Eden C, England MH, Gerdes R, Greatbatch RJ, Griffies SM, Hallberg RW, Hanert E, Heimbach P, Hewitt HT, Hill CN, Komuro Y, Legg S, Le Sommer J, Masina S, Marsland SJ, Penny SG, Qiao F, Ringler TD, Treguer AM, Tsujino H, Uotila P, Yeager SG. 2019 Challenges and prospects in ocean circulation models. *Front. Marine Sci.* **6**. ([10.3389/fmars.2019.00065](https://doi.org/10.3389/fmars.2019.00065))
57. Fox-Kemper B, Lumpkin R, Bryan F. 2013 Chapter 8 – Lateral Transport in the Ocean Interior. In Siedler G, Griffies SM, Gould J, Church JA, editors, *Ocean Circulation and Climate* pp. 185–209. Academic Press. ([10.1016/B978-0-12-391851-2.00008-8](https://doi.org/10.1016/B978-0-12-391851-2.00008-8))
58. McDougall TJ. 1987 Neutral surfaces. *J. Phys. Oceanogr.* **17**, 1950–1964. ([10.1175/1520-0485\(1987\)017<1950:NS>2.0.CO;2](https://doi.org/10.1175/1520-0485(1987)017<1950:NS>2.0.CO;2))
59. Jackett DR, McDougall TJ. 1997 A neutral density variable for the world's oceans. *J. Phys. Oceanogr.* **27**, 237–263. ([10.1175/1520-0485\(1997\)027<0237:ANDVFT>2.0.CO;2](https://doi.org/10.1175/1520-0485(1997)027<0237:ANDVFT>2.0.CO;2))
60. Nycander J. 2011 Energy conversion, mixing energy, and neutral surfaces with a nonlinear equation of state. *J. Phys. Oceanogr.* **41**, 28–41. ([10.1175/2010JPO4250.1](https://doi.org/10.1175/2010JPO4250.1))