

KERMIT: Knowledge Graph Completion of Enhanced Relation Modeling with Inverse Transformation

Haotian Li*

Research Institute of Cyberspace
Security, Harbin Institute of
Technology
Harbin, Heilongjiang, China
lihaotian1231@gmail.com

Bin Yu*

School of Computer Science and
Technology, Harbin Institute of
Technology at Weihai
Weihai, Shandong, China
22s130455@stu.hit.edu.cn

Yuliang Wei

School of Computer Science and
Technology, Harbin Institute of
Technology at Weihai
Weihai, Shandong, China
wei.yl@hit.edu.cn

Kai Wang

School of Computer Science and
Technology, Harbin Institute of
Technology at Weihai
Weihai, Shandong, China
dr.wangkai@hit.edu.cn

Richard Yi Da Xu[†]

Department of Mathematics, Hong
Kong Baptist University
Hongkong, China
xuyida@hkbu.edu.hk

Bailing Wang[†]

Research Institute of Cyberspace
Security, Harbin Institute of
Technology
Harbin, Heilongjiang, China
wbl@hit.edu.cn

ABSTRACT

Knowledge graph completion (KGC) revolves around populating missing triples in a knowledge graph using available information. Text-based methods, which depend on textual descriptions of triples, often encounter difficulties when these descriptions lack sufficient information for accurate prediction—an issue inherent to the datasets and not easily resolved through modeling alone. To address this and ensure data consistency, we first use large language models (LLMs) to generate coherent descriptions, bridging the semantic gap between queries and answers. Secondly, we utilize inverse relations to create a symmetric graph, thereby providing augmented training samples for KGC. Additionally, we employ the label information inherent in knowledge graphs (KGs) to enhance the existing contrastive framework, making it fully supervised. These efforts have led to significant performance improvements on the WN18RR and FB15k-237 datasets. According to standard evaluation metrics, our approach achieves a 4.2% improvement in Hit@1 on WN18RR and a 3.4% improvement in Hit@3 on FB15k-237, demonstrating superior performance.

KEYWORDS

Knowledge graph completion (KGC), Large language models (LLMs), Supervised contrastive learning

ACM Reference Format:

Haotian Li, Bin Yu, Yuliang Wei, Kai Wang, Richard Yi Da Xu, and Bailing Wang. 2024. KERMIT: Knowledge Graph Completion of Enhanced Relation

*Both authors contributed equally to this research.

[†]Corresponding author.

Permission to make digital or hard copies of all or part of this work for personal or classroom use is granted without fee provided that copies are not made or distributed for profit or commercial advantage and that copies bear this notice and the full citation on the first page. Copyrights for components of this work owned by others than the author(s) must be honored. Abstracting with credit is permitted. To copy otherwise, or republish, to post on servers or to redistribute to lists, requires prior specific permission and/or a fee. Request permissions from [permissions@acm.org](https://www.acm.org).

Conference acronym 'XX, June 03–05, 2018, Woodstock, NY

© 2024 Copyright held by the owner/author(s). Publication rights licensed to ACM.

ACM ISBN 978-1-4503-XXXX-X/18/06

<https://doi.org/10.1145/nnnnnnn.nnnnnnn>

Modeling with Inverse Transformation. In *Proceedings of Make sure to enter the correct conference title from your rights confirmation email (Conference acronym 'XX)*. ACM, New York, NY, USA, 15 pages. <https://doi.org/10.1145/nnnnnnn.nnnnnnn>

1 INTRODUCTION

Knowledge graphs (KGs) have emerged as powerful tools for representing structured information, driving progress in areas like natural language processing, data mining, and artificial intelligence. KGs encode knowledge in triples (h, r, t) , where h is the head entity, t the tail entity, and r the relationship, forming a rich semantic network. Their applications span recommendation systems [14], question answering [12], social network analysis [17], and intelligent healthcare [13, 27]. However, real-world KGs (e.g., Freebase [5], DBpedia [2], YAGO [38]) often suffer from incompleteness, missing vital relationships and entities [11]. This issue drives the need for knowledge graph completion (KGC), which aims to fill these gaps by inferring missing information and enhancing the graph's utility. Typically, a KGC model seeks to identify the most plausible tail entity t for a given query $(h, r, ?)$.

To address the KGC challenge, text-based methods [42, 43, 51] have become increasingly sophisticated, with notable approaches representing triples through textual descriptions of the involved entities and relations. These methods leverage pre-trained language models (PLMs) for fine-tuning, encoding queries and answers as separate continuous vectors. A standout in this domain is SimKGC [43], which employs a bi-encoder contrastive learning framework to achieve state-of-the-art performance. Despite their advancements, most text-based KGC methods face two significant limitations due to data inconsistency: *mismatched descriptions* and *pseudo-inverses*.

The *mismatched description* issue arises because entity and relation descriptions are collected independently, leading to insufficient information for the query to predict the correct entity. For instance, in the FB15k-237 dataset [8], as shown in Figure 1, the description of the head entity 'Seattle Seahawks' lacks information about 'team color'. Consequently, a text-based model might struggle to choose between 'Blue' and 'Gold' when presented with the query

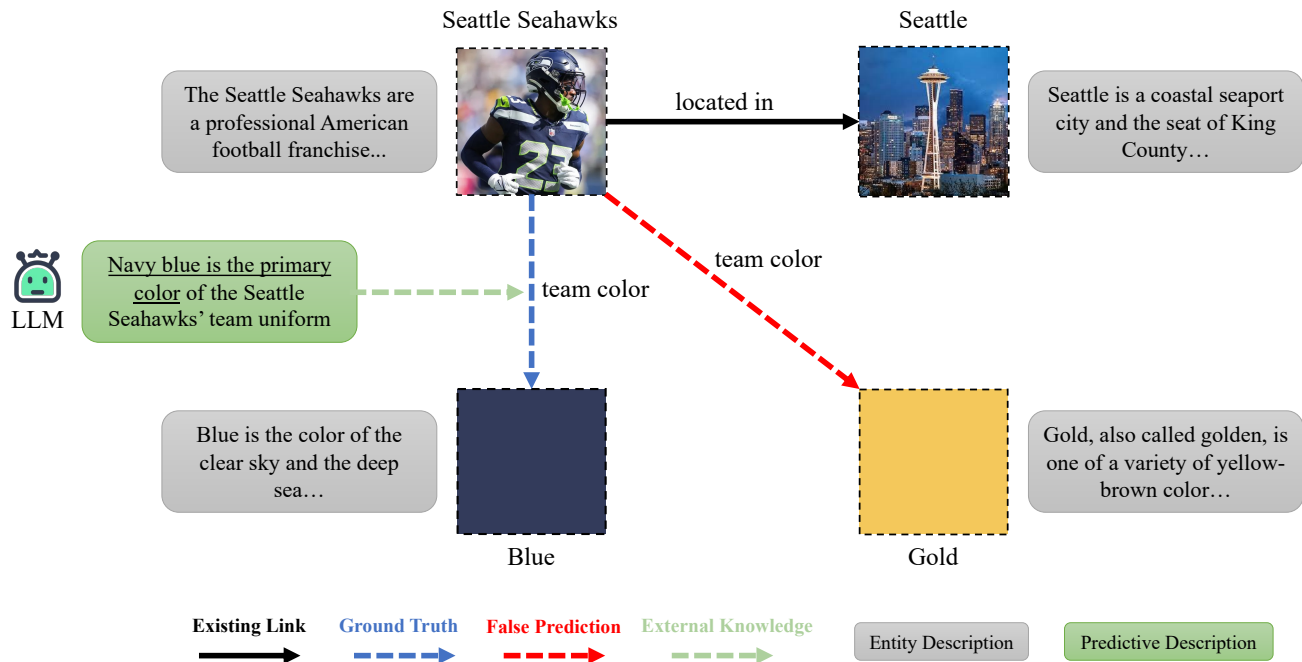


Figure 1: An example of KGC from the FB15k-237 dataset in a text-based setting. Entities associated with their descriptions are connected by relational links.

(*Seattle Seahawks, team color, ?*). This issue can be alleviated by obtaining a predictive description based on the query from an external knowledge base to improve descriptive accuracy. The *pseudo-inverse* problem arises from simplistic data augmentation techniques used in current methods. For example, in SimKGC, an inverse relation r^{-1} is created by simply adding the prefix 'reverse,' resulting in two queries, $(h, r, ?)$ and $(t, r^{-1}, ?)$, for each triple (h, r, t) . This approach can confuse the model, making it difficult to accurately identify the inverse relation r^{-1} , potentially leading to overfitting issues.

In addition, text-based methods often employ contrastive loss in a self-supervised manner, overlooking the label information inherent in a KG. In this paper, we introduce **Knowledge graph completion of Enhanced Relation Modeling with Inverse Transformation (KERMIT)** to address these challenges. To resolve the issue of 'mismatched description,' we propose leveraging large language models (LLMs) as an external knowledge source to generate semantically coherent descriptions for KGC queries. Subsequently, we enhance the existing KG by meticulously crafting inverse relations, ensuring symmetry and coherence between queries and answers. It is important to emphasize that our method, as a fundamental data-level approach, can be applied to the majority of text-based methods, significantly improving their performance on KGC tasks. Lastly, we consider entities that satisfy the same query $(h, r, ?)$ to belong to the same class, thereby enabling fully supervised contrastive learning [20] to obtain more expressive representations. Empirical

experiments validate the efficacy of our method, achieving state-of-the-art performance on the WN18RR [40] and FB15k-237 [8] datasets. In summary, our main contributions are as follows:

- We propose to utilize LLMs to automatically address the 'mismatched descriptions' and 'pseudo-inverse' issues prevalent in text-based methods, with detailed discussions on prompting techniques and model selection.
- We further propose to assign class labels to candidate answer entities from the underlying KG and extend the contrastive learning framework used by text-based methods to accommodate multiple positives per query.
- We conduct experiments on benchmark datasets with comprehensive baseline comparison to evaluate the KGC performance of our approach. Furthermore, we perform an extensive analysis of KERMIT to demonstrate its effectiveness.

2 RELATED WORK

Text-based KGC methods. Recent advances in KGC have been primarily concentrated on scoring a triple (h, r, t) based on the textual information associated with the entities and relation involved. Specifically, DKRL [45] encodes entity descriptions represented in bag-of-words format using a deep convolutional neural network (CNN). On the other hand, KG-BERT [51], StAR [42] adopt two separate pre-trained language models, initialized with the same weights, to encode the queries and answers. SimKGC, as introduced

in the work of [43], innovatively incorporates a contrastive learning framework [7] alongside several negative sampling methods. This integration results in a significant enhancement of text-based methods for KGC, highlighting the potential of contrastive learning in this context. Recently, CP-KGC [52] utilizes LLMs to refine the existing textual descriptions of the entities, akin to our use of LLMs. However, CP-KGC focuses on improving description fluency, whereas our approach addresses the two specific issues we have identified.

Prompt engineering of LLMs. Prompt engineering has become essential for effective communication and interaction with LLMs [29]. Research [22, 34] suggests that assigning LLMs expert roles, a technique known as role-play prompting, can enhance their performance in specific domains. Large language models have shown a remarkable ability for in-context learning, meaning they can address various downstream tasks by conditioning on a prompt constructed from a few input-output examples [26]. Additionally, instructing LLMs to provide extra explanations not only improves human interpretability but also increases the accuracy of their outputs [19]. In our work, we combine these techniques to develop a well-crafted prompting template for guiding LLMs, addressing the challenges of 'mismatched descriptions' and 'pseudo-inverse'.

Supervised contrastive learning. Contrastive learning has emerged as a powerful technique in unsupervised learning, significantly advancing representation learning by maximizing the similarity between augmented views of the same data point while minimizing it between different points [4, 18]. Seminal works like SimCLR [7] and MoCo [16] have proven its effectiveness in learning visual representations without labels. The fundamental concept involves a contrastive loss function, such as InfoNCE [7, 50], which promotes the learning of informative and discriminative features. To leverage label information effectively, [20] extends the self-supervised batch contrastive approach to a fully-supervised setting, accommodating multiple positives per anchor. Recent research has further extended this method to various domains, including natural language processing [37, 53], showcasing its versatility and potential for improving downstream task performance. Nonetheless, this approach has not been widely adopted for graph data.

3 PRELIMINARIES

Knowledge graph completion. We model a knowledge graph (KG) as $\mathcal{G} = (\mathcal{E}, \mathcal{R}, \mathcal{T}, \mathcal{D})$, where \mathcal{E} and \mathcal{R} denote the sets of entities and binary relations, respectively. $\mathcal{T} = \{(h, r, t) | h, t \in \mathcal{E}, r \in \mathcal{R}\}$ represents the set of factual triples, each forming a directed labeled edge $h \xrightarrow{r} t$ in this KG. \mathcal{D} maps each entity or relation to its textual description. For example, $\mathcal{D}(\text{'Seattle Seahawks'}) = \text{'The Seattle Seahawks are a...'}$ provides the description for the entity 'Seattle Seahawks'. Given a query $(h, r, ?)$, the task of knowledge graph completion (KGC) is to identify the missing tail entity by retrieving the most plausible candidate \hat{t} from the entity set \mathcal{E} , satisfying (h, r, \hat{t}) .

Text-based methods for KGC. To ensure this paper is self-contained, we will provide a general introduction to the principles of text-based methods. Typically, a text-based model is designed to learn a score function $f(\mathcal{D}(h), \mathcal{D}(r), \mathcal{D}(t))$ for a specific triple

(h, r, t) based on its textual description, where a higher score indicates greater plausibility. For simplicity, we denote the score function as $f(h, r, t)$. The majority of text-based approaches employ BERT [9] to encode the textual information of a triple (h, r, t) into semantic space. Two independently functioning BERT encoders with the same initial pre-trained weights are used to process the input (h, r) and the output t . The embedding of the (h, r) pair is noted as e_{hr} , while e_t denotes the embedding of the tail entity. We will now examine the steps for generating e_{hr} and e_t embeddings:

Leaving $H_{\text{desc}}, R_{\text{desc}}, T_{\text{desc}}$ be the tokenized textual descriptions of h, r, t , we have

$$C_{hr} = \text{BERT}_{hr}(X_{hr}) \quad (1)$$

$$C_t = \text{BERT}_t(X_t) \quad (2)$$

where X_{hr} and X_t are concatenated sequences of tokens:

$$X_{hr} = [x_{\text{CLS}}, H_{\text{desc}}, x_{\text{SEP}}, R_{\text{desc}}, x_{\text{SEP}}] \quad (3)$$

$$X_t = [x_{\text{CLS}}, T_{\text{desc}}, x_{\text{SEP}}] \quad (4)$$

where x_{CLS} and x_{SEP} are special tokens introduced by [9]. C_{hr} and C_t are the corresponding representation vectors.

Then, a pooling strategy is employed to aggregate a sequence of representations into a final embedding vector:

$$e_{hr} = \text{Pool}(C_{hr}) \quad (5)$$

$$e_t = \text{Pool}(C_t) \quad (6)$$

In common practice, CLS pooling is used in downstream NLP tasks, utilizing the CLS token's embedding vector to represent the whole sentence. The similarity score is then calculated using the cosine function between the two embeddings:

$$\cos(e_{hr}, e_t) = \frac{e_{hr} \cdot e_t}{\|e_{hr}\| \cdot \|e_t\|} \quad (7)$$

Finally, following the idea of contrastive learning [4, 18] for acquiring expressive representations, InfoNCE loss, augmented with an additive margin [7, 50], is employed to construct the training objective:

$$\mathcal{L} = -\log \frac{e^{(f(h,r,t)-\gamma)/\tau}}{e^{(f(h,r,t)-\gamma)/\tau} + \sum_{t' \in \mathcal{N}^-} e^{(f(h,r,t')-\gamma)/\tau}} \quad (8)$$

where \mathcal{N}^- is the entity set of negative samples, γ the additive margin, τ the temperature and $f(h, r, t) = \cos(e_{hr}, e_t) \in [-1, 1]$ the score of the triple (h, r, t) .

During inference, we first compute the embeddings of all entities $t \in \mathcal{E}$ ahead of time. Then, for a missing triple $(h, r, ?)$ from the testing set, a ranking list of all candidate entities is generated by measuring the similarity between e_{hr} and the entity embeddings.

$$\hat{t} = \arg \max_t \cos(e_{hr}, e_t), t \in \mathcal{E} \quad (9)$$

Prompting LLMs. Basically, we utilize LLMs to retrieve responses with the prompting technique [24] in a question-and-answer process. To do this, the initial step involves the design of a prompting template denoted as \mathbf{P} , which incorporates a placeholder $\{X\}$ intended for accommodating the input \mathbf{x} . Subsequently, a specific input \mathbf{x} is inserted into this placeholder, thereby creating the prompt that serves as the direct input to the LLMs. Finally,

Table 1: The prompting template used to generate the predictive description of the tail entity includes placeholders for the head entity’s name (h_name) and its textual description (h_desc), the relation name (r_name), and a few-shot example of triples ($triple_examples$). These placeholders will be replaced when dealing with an incomplete triple ($h, r, ?$).

```
You are a learned knowledge creator. I have an entity
'{h_name}' and a relation '{r_name}'. Here is the description
of the entity:
{h_name}: {h_desc}

There are several examples for you in which two entities
satisfy the relation '{r_name}'. Each example is in the form
of a triple (h, r, t), meaning that the relationship between
the entities 'h' and 't' is 'r'. For instance, the fact that
'Bob is the father of Tom' can be expressed by the triple
(Bob, father of, Tom). Each example takes one single line:
{triple_examples}

Your task is to find an entity such that the relationship
between '{h_name}' and the entity is '{r_name}'. First, list
at least five potential entities that might satisfy the
requirement. Then, generate a broad description of the common
properties shared by the entities. Your response must follow
the JSON format below:
{
  "entities": [entity1, entity2, ...],
  "description": "a broad description of the common properties
shared by the entities",
  "explanation": "explanation"
}
The description is limited to 30 words and no less than 10 words.
The explanation should detail why you choose the entities based
on the given entity '{h_name}', relation '{r_name}' and triple
examples.
```

we collect the generated output y produced by the LLMs. This procedural sequence can be formally articulated as follows:

$$y = \text{LLM}(x|\mathbf{P}) \quad (10)$$

4 METHODOLOGY

This section first proposes our method, namely ‘predictive description’, designed to tackle the challenges of ‘mismatched description’ and ‘pseudo-inverse’ with the aid of LLMs. Following this, we will provide an detailed explanation of our model’s architecture and training strategy, incorporating a supervised contrastive loss built upon the inherent label information of a KG.

4.1 Predictive description via LLMs

Under the formulation in Section 3, the KGC task here is considered to be an entity prediction problem [28]. From this point of view, the textual description plays an important role in featuring an entity.

Although encoding a triple through its textual information yields good performance for KGC tasks, relying solely on descriptions of the head entity and relation usually fails to accurately predict

Table 2: The prompting template used to generate inverse relations includes placeholders the relation name (r_name), and a few-shot example of triples ($triple_examples$). These placeholders will be replaced when dealing with a specific relation r .

```
You are a learned knowledge creator. I have a relation
'{r_name}'. There are several examples for you in which two
entities satisfy the relation '{r_name}'. Each example is in
the form of a triple (h, r, t), meaning that the relationship
between the entities 'h' and 't' is 'r'. For instance, the
fact that 'Bob is the father of Tom' can be expressed by the
triple (Bob, father of, Tom). Each example takes one single
line:
{triple_examples}

Your task is to find an inverse (r') of the relation '{r_name}'
such that the form (t, r', h) holds true for all the given
triples. Generate a potential relation that might satisfy the
requirement. Your response must follow the JSON format below:
{
  "inverse relation": "the inverse of relation '{r_name}'",
  "explanation": "explanation"
}
The explanation should detail why you choose the inverse based
on the given relation '{r_name}' and triple examples.
```

the tail. The issue arises when the description of a query (h, r) lacks coherence with the tail t , resulting in suboptimal predictions. Thereby, we propose to use LLMs, as they can serve as an implicit database for vast open-domain knowledge [23, 35], to generate predictive information aimed at the tail entity with a well-designed prompting template \mathbf{P}_{desc} :

$$t_{pred} = \text{LLM}(g_k(h, r)|\mathbf{P}_{desc}) \quad (11)$$

The prompting template we use, as part of the input to LLMs, is shown in Table 1. The function $g_k(\cdot)$ is a pre-processing step that fetches textual descriptions and retrieves k few-shot triple examples sharing the same relation r . We fix the number of few-shot examples k to 5 during all experiments. In this prompt, we utilize role-playing [22, 34] and few-shot engineering techniques [26] to instruct the LLM to generate a list of potential tail entities that could complete the query ($h, r, ?$), along with general descriptions of these entities. Additionally, an explanation from the LLM is requested to ensure accuracy [19]. Finally, we employ simple concatenation to obtain the predictive description of the query: ‘{entities}; {description}’.

For head entity prediction, we replace h and r with t and r' in Equation 11, where r' is the inverse of r , resulting in:

$$h_{pred} = \text{LLM}(g_k(t, r')|\mathbf{P}_{desc}) \quad (12)$$

LLMs offer a cost-effective and efficient mechanism for obtaining textual information, obviating the necessity for human intervention. We also notice that some recent methods solve entity prediction problems by involving LLMs as external knowledge engines, e.g. Prophet [35], a knowledge-based visual question answering (VQA) model, teaches GPT-3 to answer visual questions from given candidates by showing examples selected by a vanilla VQA model to it, which is a certain case of in-context learning [10]. The task of

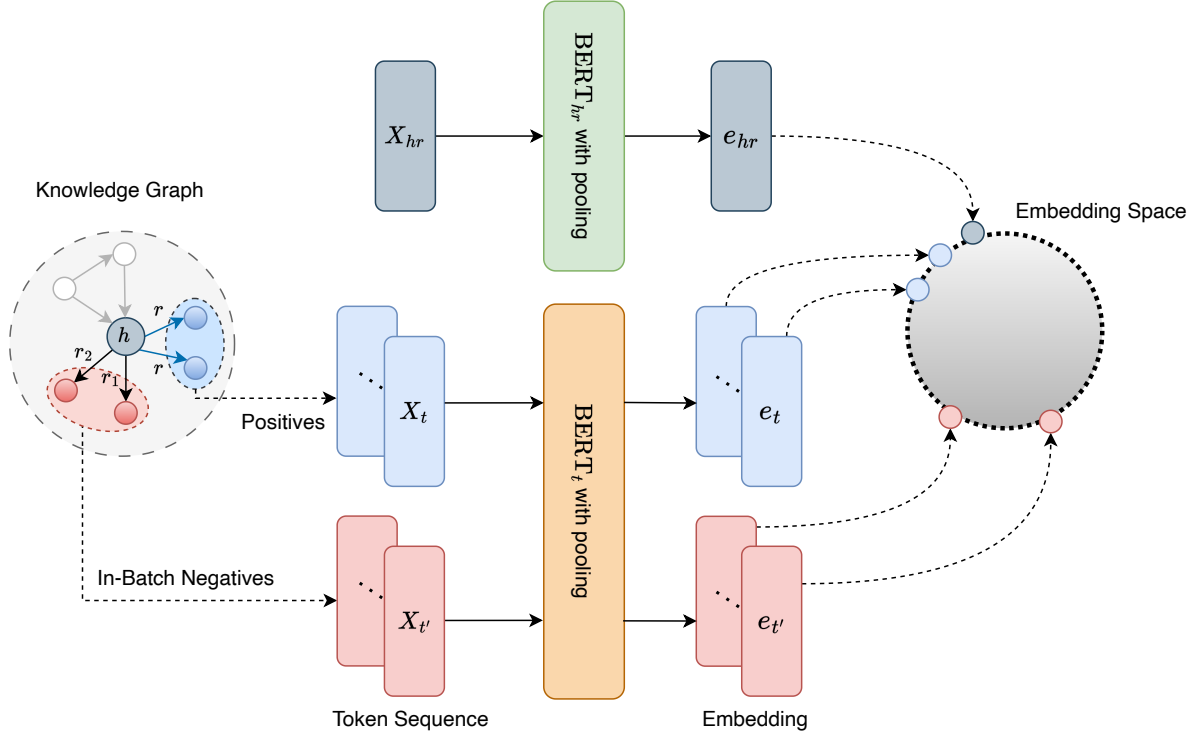


Figure 2: An overview of our approach, KERMIT. For a given query $(h, r, ?)$, KERMIT begins by sampling a subset of positive entities $\{t|t \in \mathcal{E}, (h, r, t) \in \mathcal{T}\}$ and a subset of negative entities $\{t'|t' \in \mathcal{E}, (h, r, t') \notin \mathcal{T}\}$. The query and potential answer entities are then converted into token sequences, followed by two separate BERT encoders to generate embeddings. Finally, a supervised contrastive loss is applied to optimize the encoders.

KGC might also be handled through the combination of a vanilla KGC model and an LLM. We leave the investigation of this idea for future work.

Addressing the challenge of 'pseudo-inverse' in KGC, it is important to note that each node can act both as a head and a tail. Considering this duality, we propose converting the relations to their inverse forms to maintain semantic coherence. Similarly, we utilize LLMs to identify these inverse relations, employing the prompting template displayed in Table 2:

$$r' = \text{LLM}(g_k(r)|\mathbf{P}_{\text{rel}}) \quad (13)$$

Here, the prompt \mathbf{P}_{rel} utilizes analogous prompting techniques as \mathbf{P}_{desc} in Table 1. The inverse relation can then be straightforwardly extracted from the LLMs' response.

4.2 Model architecture

In order to take full advantage of the generated predictive descriptions, we propose a novel method to tokenize the text sequence. Let $H_{\text{desc}}, R_{\text{desc}}, T_{\text{desc}}, T_{\text{pred}}$ be the corresponding token sequences of the descriptions of h, r, t and the predictive information t_{pred} , we separate $H_{\text{desc}}, R_{\text{desc}}, T_{\text{pred}}$ by the special token x_{SEP} as X_{hr} , while X_t remains the same as Equation 4.

$$X_{hr} = [x_{\text{CLS}}, H_{\text{desc}}, x_{\text{SEP}}, R_{\text{desc}}, x_{\text{SEP}}, T_{\text{pred}}, x_{\text{SEP}}] \quad (14)$$

Following SimKGC [43], we utilize two BERT [9] encoders with identical pre-trained parameters, operating independently during training and inference for different representation learning purposes.

Given a triple (h, r, t) , the encoded vectors of h, r and t are obtained via the BERT encoders following a pooling strategy:

$$e_{hr} = \text{Pool}(\text{BERT}_{hr}(X_{hr})) \quad (15)$$

$$e_t = \text{Pool}(\text{BERT}_t(X_t)) \quad (16)$$

Regarding the pooling method, we deviate from the prevalent use of the CLS token. Instead, we opt for mean pooling, as it has been demonstrated to yield superior sentence embeddings [32].

4.3 Supervised contrastive training

In order to enhance the expressiveness of query and entity representations, we propose to effectively leverage the label information inherent in a KG, thus formulating a supervised variant [20] of the self-supervised contrastive loss shown in Equation 8:

$$\mathcal{L} = -\frac{1}{|\mathcal{N}^+|} \sum_{t \in \mathcal{N}^+} \log \frac{e^{(f(h,r,t)-\gamma)/\tau}}{e^{(f(h,r,t)-\gamma)/\tau} + \sum_{t' \in \mathcal{N}^-} e^{(f(h,r,t')-\gamma)/\tau}} \quad (17)$$

where \mathcal{N}^+ denotes the set of positive entities for a specific query $(h, r, ?)$, encompassing tail entities from triples with the same head h

Table 3: Statistics of datasets.

Dataset	Relation	Entity	Train	Validation	Test
WN18RR	11	40,943	86,835	3,034	3,134
FB15k-237	237	14,541	272,115	17,533	20,466

and relation r . This formulation allows for multiple positive samples per query, ensuring more expressive and generalizable outcomes.

For sampling positive and negative entities, we utilize an in-batch strategy [7, 20] for the sake of efficiency. In this approach, class labels are assigned to entities within the same batch to indicate their positivity or negativity. Exploring more effective sampling strategies is reserved for future work. For instance, an entity’s embedding can be calculated using its textual description through a pre-trained language model, and entities with the lowest semantic similarity can be considered negatives.

Note that the predictive descriptions (i.e. t_{pred} and h_{pred}) and inverse relations for all training and testing samples are obtained within a number of chat completion API invocations in advance, which is not part of the training and inference flow. An overview of our model is shown in Figure 2.

5 EXPERIMENTS

5.1 Experiment setting

Data preparation. To evaluate our methods for completing missing triples in KGs, we select two datasets for KGC task: WN18RR and FB15k-237 [44]. Statistics about each dataset are presented in Table 3. The WN18 and FB15k datasets were initially introduced in the work by [6]. Subsequent research [8, 40], however, revealed that these two datasets are susceptible to test leakage. This issue led to the creation of refined versions: WN18RR and FB15k-237. The textual descriptions for WN18RR and FB15k-237 are sourced from the data made available by KG-BERT [51] and CP-KGC [49], respectively.

During the training process for the task of KGC, each triple (h, r, t) is augmented by creating two queries: $(h, r, ?)$ and $(t, r', ?)$, with corresponding answers t and h . Here, r' represents the inverse of r . Since obtaining h_{pred} in Equation 12 necessitates inverse relations, we utilize *gpt4-turbo-2024-04-09* to generate these inverses, as outlined in Equation 13. The pairs of r and r' for the WN18RR dataset are listed in Table 8.

However, dealing with the FB15k-237 dataset appears more complicated. In contrast to the WN18RR dataset, the relations found within FB15k-237 pose a challenge due to their intractability for direct input into a text-based model. To address this concern, we undertake sentence-formation of the relations and identify their corresponding inverses with the aid of an LLM. Given the substantial number (237) of relations within the FB15k-237 dataset, we opt to present only a limited subset of these relations in Table 9.

Evaluation Metrics. For each query $(h, r, ?)$ or $(t, r', ?)$, our approach computes a score for each entity, along with determining the rank of the correct answer. The Mean Reciprocal Rank (MRR) and $\text{Hit}@k$ values under the filtered protocol [6] are reported based on the computed ranks across all queries. MRR calculates the mean

of the reciprocal ranks for the answer entities, while $\text{Hit}@k$ determines the percentage of desired entities ranked within the top k positions. The filtered protocol excludes the scores of all known true triples in the training, validation, and testing sets.

Implementation details. To obtain a comprehensive evaluation on the selection of LLMs, we utilize various open-source LLMs to generate predictive descriptions, including *Qwen2-7B-Instruct* [46], *phi-3-small-128k-instruct* [1] and *phi-3-medium-4k-instruct* [1]. In this paper, we refer to these three LLMs as *qwen2-7b*, *phi3-small* and *phi3-medium* for simplicity. A subset of triple examples of WN18RR with textual descriptions and predictive descriptions via *phi3-medium* is shown in Table 10 (more examples are shown in Table 12 and 11). For additional information, please see Appendix A.

5.2 Main results

In this section, we report empirical results of our method, along with those of the chosen algorithms. We adopt the numerical results for NeuralLP, DRUM, RNNLogic, and ConVE as presented in [31]. For LERP, we refer to the values provided in [15]. The metrics for TransE, DistMult, RotatE, TuckER, KG-BERT, MTL-KGC, StAR, and SimKGC are sourced from [43, 52].

In Table 4, our proposed model exhibits state-of-the-art performance on the WN18RR and FB15k-237 datasets across all evaluation metrics. Compared to our baseline SimKGC, our model shows substantial improvements in MRR (rising from 66.6% to 70.0%), $\text{Hit}@1$ (increasing from 58.7% to 62.9%), and other metrics. Similar enhancements are observed on the FB15k-237 dataset.

Additionally, we present the results obtained using our method with different LLM options to generate predictive descriptions, as shown in Table 4. As expected, the most capable model, *phi3-medium*, demonstrates the best or nearly best performance. Nevertheless, the differences in evaluation metrics among the selected LLMs are minimal, highlighting the effectiveness and robustness of our approach in choosing LLMs.

5.3 Ablation results

A key contribution of our work is the use of LLMs to incorporate external knowledge and identify inverse relations, which significantly enhances KGC target predictions. Additionally, extracting class labels inherent in KGs to develop a multi-positive contrastive loss is crucial for effective representation learning. We evaluate the impact of these components by successively removing them and assessing the performance on WN18RR and FB15k-237 datasets, with results detailed in Table 5.

On the WN18RR dataset, utilizing supervised contrastive loss significantly improves MRR by 1.0% and other metrics by a clear margin, as shown in Table 5 (c) vs. (d). While $\text{Hit}@1$ increases from 61.0% to 62.2% due to the introduction of few-shot triple examples in LLMs’ prompts, the metrics for $\text{Hit}@3$ and $\text{Hit}@10$ are adversely affected, Table 5 (b) vs. (d). We hypothesize that while few-shot examples provide LLMs with additional knowledge, they may also restrict the creativity of LLMs, resulting in and poorer generalization of our KGC model. Fortunately, the supervised contrastive loss mitigates over-fitting dilemma through multiple positive samples, thereby enhancing overall metrics, Table 5 (a). Similar observations

Table 4: Knowledge graph completion results for and WN18RR and FB15k-237 datasets. All metrics are in %. The best performance for each metric within each dataset is highlighted in bold, and the best metrics among categories are underlined.

	WN18RR				FB15k-237			
	MRR	Hit@1	Hit@3	Hit@10	MRR	Hit@1	Hit@3	Hit@10
NeuralLP [48]	38.1	36.8	38.6	40.8	23.7	17.3	25.9	36.1
DRUM [33]	38.2	36.9	38.8	41.0	23.8	17.4	26.1	36.4
RNNLogic [31]	51.3	47.1	53.2	59.7	<u>34.9</u>	<u>25.8</u>	<u>38.5</u>	<u>53.3</u>
LERP [15]	<u>62.2</u>	<u>59.3</u>	<u>63.4</u>	<u>68.2</u>	-	-	-	-
TransE [6]	24.3	4.3	44.1	53.2	27.9	19.8	37.6	44.1
DistMult [47]	44.4	41.2	47.0	50.4	28.1	19.9	30.1	44.6
RotatE [39]	<u>47.6</u>	<u>42.8</u>	<u>49.2</u>	<u>57.1</u>	33.8	24.1	37.5	53.3
ConvE [8]	43.0	40.0	44.0	52.0	32.5	23.7	35.6	50.1
TuckER [3]	47.0	<u>44.3</u>	48.2	52.6	<u>35.8</u>	26.6	<u>39.4</u>	<u>54.4</u>
KG-BERT [51]	21.6	4.1	30.2	52.4	-	-	-	42.0
MTL-KGC [21]	33.1	20.3	38.3	59.7	26.7	17.2	29.8	45.8
StAR [42]	40.1	24.3	49.1	70.9	29.6	20.5	32.2	48.2
SimKGC [43]	66.6	58.7	71.7	80.0	33.6	24.9	36.2	51.1
CP-KGC [52]	67.3	<u>59.9</u>	<u>72.1</u>	80.4	33.8	<u>25.1</u>	<u>36.5</u>	51.6
GHN [30]	<u>67.8</u>	59.6	71.9	<u>82.1</u>	<u>33.9</u>	<u>25.1</u>	36.4	<u>51.8</u>
KERMIT (qwen2-7b)	69.4	62.0	73.7	83.3	35.1	25.8	38.7	53.7
KERMIT (phi3-small)	69.5	62.1	73.7	83.0	35.2	25.8	38.8	53.9
KERMIT (phi3-medium)	70.0	62.9	73.8	83.2	35.9	26.6	39.6	54.7

Table 5: Knowledge graph completion accuracy of KERMIT and its variants on WN18RR and FB15k-237. "pred-desc": with predictive descriptions; "few-shot": with few-shot triple examples when generating predictive descriptions; "sup": with supervised contrastive loss.

KERMIT (phi3-medium)	pred-desc	few-shot	sup	WN18RR				FB15k-237			
				MRR	Hit@1	Hit@3	Hit@10	MRR	Hit@1	Hit@3	Hit@10
(a)	✓	✓	✓	70.0	62.9	73.8	83.2	35.9	26.6	39.6	54.7
(b)	✓	✓		69.3	62.2	73.2	82.5	34.1	25.0	37.3	52.5
(c)	✓		✓	69.6	62.4	73.7	83.5	35.2	25.7	38.8	53.9
(d)	✓			68.6	61.0	73.1	82.9	34.7	25.1	37.4	52.5

can be made on the FB15k-237 dataset, with the exception that the overall performance decreases due to few-shot examples (e.g., MRR decreases by 0.6%), as shown in Table 5 (b) vs. (d). This limited impact may be attributed to the dataset’s prevalent 1-to-many relations and its denser topological structure compared to WN18RR (more edges and fewer nodes), challenging LLMs’ accurate entity prediction, as evidenced by multiple tail candidates like "protein" and "iron" for the query (*beef, food has nutrient, ?*) (see Table 9). The potential of combining textual information with the graph’s topological structure in our approach is a promising direction for future research.

To further demonstrate the effectiveness and generalization ability of predictive descriptions and curated inverse relations, we apply our method to various text-based models, including SimKGC [43], StAR [42], and KG-BERT [51], evaluating their performance on the WN18RR and FB15k-237 datasets (see Figure 3 and 4). The results show a distinct improvement across all metrics after incorporating predictive descriptions and inverse relations, demonstrating our

method’s effectiveness as a general enhancement tool for text-based models.

6 ANALYSIS

6.1 Fine-grained analysis

Tokenization. The introduction of transformer encoders leads to significant performance variations in text-based methods depending on the tokenization strategy used. We explore various heuristic methods for integrating predictive descriptions into queries, with evaluation results presented in Table 6. In our experiment, we use predictive descriptions generated by *phi3-medium* while maintaining the hyperparameters unchanged.

The first strategy, as shown in Equation 14, employs the special token x_{SEP} for sentence separation. Another strategy, differing slightly in its implementation, uses a SPACE token x_{SPACE} :

$$X_{hr} = [x_{CLS}, H_{desc}, x_{SEP}, R_{desc}, x_{SPACE}, T_{pred}, x_{SEP}] \quad (18)$$

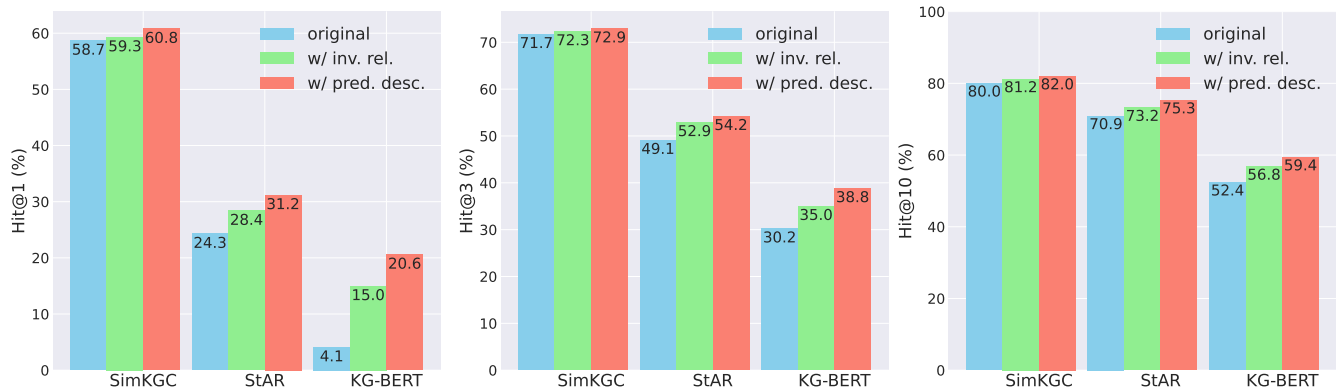


Figure 3: Model performance of text-based methods with the proposed approaches on WN18RR dataset. "w/ inv. rel.": with only inverse relations; "w/ pred. desc": with predictive descriptions. The predictive descriptions are collected using *phi3-medium*.

Table 6: Results given by different tokenization strategies of the query sequence on the WN18RR and FB15k-237 datasets. "sep", "space" and "only T_{pred} " refer to the tokenization strategies specified by Equation 14, 18 and 19, respectively.

	WN18RR				FB15k-237			
	MRR	Hit@1	Hit@3	Hit@10	MRR	Hit@1	Hit@3	Hit@10
sep	70.0	62.9	73.8	83.2	35.9	26.6	39.6	54.7
space	68.2	60.6	71.5	81.6	34.4	24.9	37.0	52.0
only T_{pred}	48.0	37.4	54.9	68.1	28.6	22.0	31.5	43.0

Table 7: Predictive descriptions of the triple (*cover*, *derivationally related form*, *covering*) generated by *phi3-medium*, both with and without few-shot examples in the prompt. Descriptions of the entities involved are available in Table 10.

case	Predictive Description (t_{pred})
w/ few-shot	<u>covering</u> , conceal, protect, shield, enclose: these entities are actions or objects that are associated with <u>the act of covering</u> , hiding, or protecting something.
w/o few-shot	uncover, coverage, coverlet, recover, discover: these entities are derived from the root 'cover', sharing similar core meanings but varying slightly in usage and context.

However, since the operation complexity of multi-head attention [41] grows quadratically as the length of the input sequence increases [36], extra information might cause unexpected computational overhead. An alternative version is to represent X_{hr} with just the T_{pred} to reduce the computational cost, resulting in Equation 19.

$$X'_{hr} = [x_{CLS}, T_{pred}, x_{SEP}] \quad (19)$$

Few-shot triple examples play an important role in the prompt template we use to instruct LLMs, as illustrated in Table 1. We examine the impact of these few-shot examples by comparing the predictive descriptions generated by *phi3-medium* with and without their inclusion in the prompt, as shown in Table 7. When presented with the query (*cover*, *derivationally related form*, ?), incorporating few-shot examples clearly enhances the LLM's understanding of the task. This results in a more precise and focused predictive description over the unknown answer 'covering'.

6.2 Case study on selected LLMs

The capabilities of LLMs typically correspond to their parameter sizes and training datasets. Generating predictive descriptions is a complex task for LLMs, requiring skills like semantic understanding of tasks, knowledge extraction, and text summarization. In this section, we present the predictive descriptions produced by the three selected LLMs, as illustrated in Table 12.

As anticipated, the most advanced of the three selected LLMs, *phi3-medium*, produces more precise and informative descriptions for predicting the desired entities. Additionally, the bilingual LLM *qwen2-7b* tends to struggle with complex English scenarios, leading to lower-quality descriptions compared to *phi3-small*. However, the overall differences in generating predictive descriptions among these three LLMs are minimal, as evidenced by the close KGC results displayed in Table 4.

7 CONCLUSION

In this paper, we introduce KERMIT to address two major challenges in text-based knowledge graph completion (KGC): the "mis-matched description" and "pseudo-inverse" issues. Our approach encompasses two main strategies: employing large language models (LLMs) for generating predictive descriptions and curating inverse relations. Additionally, we develop a supervised contrastive loss that allows for multiple positive samples to enhance KGC performance. Experimental results demonstrate that KERMIT significantly outperforms baseline methods and is adaptable across different text-based approaches. Future work will explore the use of LLMs for KGC, with a focus on prompting techniques such as Chain-of-Thought (CoT).

BROADER IMPACTS

Data quality and its match with the specific task are key factors in determining the performance of machine learning models. To the best of our knowledge, we are the first to pinpoint key data-level issues that hinder the performance of text-based KGC models. Our method significantly enhances a variety of text-based approaches, including but not limited to SimKGC and KG-BERT. By dealing with the root cause of the issue, we anticipate that our work will steer the KGC community towards recognizing the challenges imposed by data characteristics, emphasizing the critical need for data-focused solutions to enhance model performance.

REFERENCES

- [1] Marah Abdin, Sam Ade Jacobs, Ammar Ahmad Awan, Jyoti Aneja, Ahmed Awadallah, Hany Awadallah, Nguyen Bach, Amit Bahree, Arash Bakhtiari, Harkirat Behl, et al. 2024. Phi-3 technical report: A highly capable language model locally on your phone. *arXiv preprint arXiv:2404.14219* (2024).
- [2] Sören Auer, Christian Bizer, Georgi Kobilarov, Jens Lehmann, Richard Cyganiak, and Zachary Ives. 2007. Dbpedia: A nucleus for a web of open data. In *international semantic web conference*. Springer, 722–735.
- [3] Ivana Balazevic, Carl Allen, and Timothy Hospedales. 2019. TuckER: Tensor Factorization for Knowledge Graph Completion. In *Proceedings of the 2019 Conference on Empirical Methods in Natural Language Processing and the 9th International Joint Conference on Natural Language Processing (EMNLP-IJCNLP)*. Association for Computational Linguistics, Hong Kong, China, 5185–5194. <https://doi.org/10.18653/v1/D19-1522>
- [4] Ido Ben-Shaul, Ravid Shwartz-Ziv, Tomer Galanti, Shai Dekel, and Yann LeCun. 2023. Reverse Engineering Self-Supervised Learning. *arXiv:2305.15614* [cs.LG]
- [5] Kurt Bollacker, Colin Evans, Praveen Paritosh, Tim Sturge, and Jamie Taylor. 2008. Freebase: a collaboratively created graph database for structuring human knowledge. In *Proceedings of the 2008 ACM SIGMOD international conference on Management of data*. 1247–1250.
- [6] Antoine Bordes, Nicolas Usunier, Alberto Garcia-Duran, Jason Weston, and Oksana Yakhnenko. 2013. Translating embeddings for modeling multi-relational data. *Advances in neural information processing systems* 26 (2013).
- [7] Ting Chen, Simon Kornblith, Mohammad Norouzi, and Geoffrey Hinton. 2020. A Simple Framework for Contrastive Learning of Visual Representations. In *Proceedings of the 37th International Conference on Machine Learning (Proceedings of Machine Learning Research, Vol. 119)*, Hal Daumé III and Aarti Singh (Eds.). PMLR, 1597–1607. <https://proceedings.mlr.press/v119/chen20j.html>
- [8] Tim Dettmers, Pasquale Minervini, Pontus Stenetorp, and Sebastian Riedel. 2018. Convolutional 2d knowledge graph embeddings. In *Proceedings of the AAAI conference on artificial intelligence*, Vol. 32.
- [9] Jacob Devlin, Ming-Wei Chang, Kenton Lee, and Kristina Toutanova. 2019. BERT: Pre-training of Deep Bidirectional Transformers for Language Understanding. In *Proceedings of the 2019 Conference of the North American Chapter of the Association for Computational Linguistics: Human Language Technologies, Volume 1 (Long and Short Papers)*. Association for Computational Linguistics, Minneapolis, Minnesota, 4171–4186. <https://doi.org/10.18653/v1/N19-1423>
- [10] Qingxiu Dong, Lei Li, Damai Dai, Ce Zheng, Zhiyong Wu, Baobao Chang, Xu Sun, Jingjing Xu, and Zhifang Sui. 2022. A survey for in-context learning. *arXiv preprint arXiv:2301.00234* (2022).
- [11] Xin Dong, Evgeniy Gabrilovich, Jeremy Heitz, Wilko Horn, Ni Lao, Kevin Murphy, Thomas Strohmann, Shaohua Sun, and Wei Zhang. 2014. Knowledge vault: A web-scale approach to probabilistic knowledge fusion. In *Proceedings of the 20th ACM SIGKDD international conference on Knowledge discovery and data mining*. 601–610.
- [12] Bin Fu, Yunqi Qiu, Chengguang Tang, Yang Li, Haiyang Yu, and Jian Sun. 2020. A survey on complex question answering over knowledge base: Recent advances and challenges. *arXiv preprint arXiv:2007.13069* (2020).
- [13] Fan Gong, Meng Wang, Haofen Wang, Sen Wang, and Mengyue Liu. 2021. SMR: medical knowledge graph embedding for safe medicine recommendation. *Big Data Research* 23 (2021), 100174.
- [14] Qingyu Guo, Fuzhen Zhuang, Chuan Qin, Hengshu Zhu, Xing Xie, Hui Xiong, and Qing He. 2020. A survey on knowledge graph-based recommender systems. *IEEE Transactions on Knowledge and Data Engineering* 34, 8 (2020), 3549–3568.
- [15] Chi Han, Qizheng He, Charles Yu, Xinya Du, Hanghang Tong, and Heng Ji. 2023. Logical Entity Representation in Knowledge-Graphs for Differentiable Rule Learning. In *The Eleventh International Conference on Learning Representations*. <https://openreview.net/forum?id=JdG0-ht1uTN>
- [16] Kaiming He, Haoqi Fan, Yuxin Wu, Saining Xie, and Ross Girshick. 2020. Momentum contrast for unsupervised visual representation learning. In *Proceedings of the IEEE/CVF conference on computer vision and pattern recognition*. 9729–9738.
- [17] Qi He, Jaewon Yang, and Baoxu Shi. 2020. Constructing knowledge graph for social networks in a deep and holistic way. In *Companion Proceedings of the Web Conference 2020*. 307–308.
- [18] Ashish Jaiswal, Ashwin Ramesh Babu, Mohammad Zaki Zadeh, Debapriya Banerjee, and Fillia Makedon. 2021. A Survey on Contrastive Self-Supervised Learning. *Technologies* 9, 1 (2021). <https://doi.org/10.3390/technologies9010002>
- [19] Yeo Wei Jie, Ranjan Satapathy, Goh Siow Mong, Erik Cambria, et al. 2024. How Interpretable are Reasoning Explanations from Prompting Large Language Models? *arXiv preprint arXiv:2402.11863* (2024).
- [20] Prannay Khosla, Piotr Teterwak, Chen Wang, Aaron Sarna, Yonglong Tian, Phillip Isola, Aaron Maschiot, Ce Liu, and Dilip Krishnan. 2020. Supervised contrastive learning. *Advances in neural information processing systems* 33 (2020), 18661–18673.
- [21] Bosung Kim, Taesuk Hong, Youngjoong Ko, and Jungyun Seo. 2020. Multi-Task Learning for Knowledge Graph Completion with Pre-trained Language Models. In *Proceedings of the 28th International Conference on Computational Linguistics*. International Committee on Computational Linguistics, Barcelona, Spain (Online), 1737–1743. <https://doi.org/10.18653/v1/2020.coling-main.153>
- [22] Aobo Kong, Shiwan Zhao, Hao Chen, Qicheng Li, Yong Qin, Ruiqi Sun, Xin Zhou, Jiaming Zhou, and Haoqin Sun. 2024. Self-Prompt Tuning: Enable Autonomous Role-Playing in LLMs. *arXiv preprint arXiv:2407.08995* (2024).
- [23] Junlong Li, Zhuosheng Zhang, and Hai Zhao. 2022. Self-prompting large language models for open-domain qa. *arXiv preprint arXiv:2212.08635* (2022).
- [24] Pengfei Liu, Weizhe Yuan, Jinlan Fu, Zhengbao Jiang, Hiroaki Hayashi, and Graham Neubig. 2023. Pre-train, prompt, and predict: A systematic survey of prompting methods in natural language processing. *Comput. Surveys* 55, 9 (2023), 1–35.
- [25] Ilya Loshchilov and Frank Hutter. 2019. Decoupled Weight Decay Regularization. In *International Conference on Learning Representations*. <https://openreview.net/forum?id=Bkg6RiCqY7>
- [26] Huan Ma, Changqing Zhang, Yatao Bian, Lemao Liu, Zhirui Zhang, Peilin Zhao, Shu Zhang, Huazhu Fu, Qinghua Hu, and Bingzhe Wu. 2024. Fairness-guided few-shot prompting for large language models. *Advances in Neural Information Processing Systems* 36 (2024).
- [27] Finlay MacLean. 2021. Knowledge graphs and their applications in drug discovery. *Expert opinion on drug discovery* 16, 9 (2021), 1057–1069.
- [28] Chaitanya Malaviya, Chandra Bhagavatula, Antoine Bosselut, and Yejin Choi. 2020. Commonsense knowledge base completion with structural and semantic context. In *Proceedings of the AAAI conference on artificial intelligence*, Vol. 34. 2925–2933.
- [29] Ggaliwango Marvin, Nakayiza Hellen, Daudi Jjingo, and Joyce Nakatumba-Nabende. 2023. Prompt engineering in large language models. In *International conference on data intelligence and cognitive informatics*. Springer, 387–402.
- [30] Zile Qiao, Wei Ye, Dingyao Yu, Tong Mo, Weiping Li, and Shikun Zhang. 2023. Improving Knowledge Graph Completion with Generative Hard Negative Mining. In *Findings of the Association for Computational Linguistics: ACL 2023*. 5866–5878.
- [31] Meng Qu, Junkun Chen, Louis-Pascal Xhonneux, Yoshua Bengio, and Jian Tang. 2020. Rnlogic: Learning logic rules for reasoning on knowledge graphs. *arXiv preprint arXiv:2010.04029* (2020).
- [32] Nils Reimers and Iryna Gurevych. 2019. Sentence-BERT: Sentence Embeddings using Siamese BERT-Networks. In *Proceedings of the 2019 Conference on Empirical Methods in Natural Language Processing and the 9th International Joint Conference on Natural Language Processing (EMNLP-IJCNLP)*. Association for Computational Linguistics, Hong Kong, China, 3982–3992. <https://doi.org/10.18653/v1/D19-1410>
- [33] Ali Sadeghian, Mohammadreza Armandpour, Patrick Ding, and Daisy Zhe Wang. 2019. Drum: End-to-end differentiable rule mining on knowledge graphs. *Advances in Neural Information Processing Systems* 32 (2019).

- [34] Yunfan Shao, Linyang Li, Junqi Dai, and Xipeng Qiu. 2023. Character-llm: A trainable agent for role-playing. *arXiv preprint arXiv:2310.10158* (2023).
- [35] Zhenwei Shao, Zhou Yu, Meng Wang, and Jun Yu. 2023. Prompting large language models with answer heuristics for knowledge-based visual question answering. In *Proceedings of the IEEE/CVF Conference on Computer Vision and Pattern Recognition*. 14974–14983.
- [36] Noam Shazeer. 2019. Fast Transformer Decoding: One Write-Head is All You Need. *arXiv:1911.02150* [cs.NE]
- [37] Georgios Sidiropoulos and Evangelos Kanoulas. 2024. Improving the Robustness of Dense Retrievers Against Typos via Multi-Positive Contrastive Learning. In *European Conference on Information Retrieval*. Springer, 297–305.
- [38] Fabian M Suchanek, Gjergji Kasneci, and Gerhard Weikum. 2007. Yago: a core of semantic knowledge. In *Proceedings of the 16th international conference on World Wide Web*. 697–706.
- [39] Zhiqing Sun, Zhi-Hong Deng, Jian-Yun Nie, and Jian Tang. 2019. RotatE: Knowledge Graph Embedding by Relational Rotation in Complex Space. In *International Conference on Learning Representations*. <https://openreview.net/forum?id=HkgEQnRqYQ>
- [40] Kristina Toutanova, Danqi Chen, Patrick Pantel, Hoifung Poon, Pallavi Choudhury, and Michael Gamon. 2015. Representing text for joint embedding of text and knowledge bases. In *Proceedings of the 2015 conference on empirical methods in natural language processing*. 1499–1509.
- [41] Ashish Vaswani, Noam Shazeer, Niki Parmar, Jakob Uszkoreit, Llion Jones, Aidan N Gomez, Lukasz Kaiser, and Illia Polosukhin. 2017. Attention is all you need. *Advances in neural information processing systems* 30 (2017).
- [42] Bo Wang, Tao Shen, Guodong Long, Tianyi Zhou, Ying Wang, and Yi Chang. 2021. Structure-augmented text representation learning for efficient knowledge graph completion. In *Proceedings of the Web Conference 2021*. 1737–1748.
- [43] Liang Wang, Wei Zhao, Zhuoyu Wei, and Jingming Liu. 2022. SimKGC: Simple Contrastive Knowledge Graph Completion with Pre-trained Language Models. In *Proceedings of the 60th Annual Meeting of the Association for Computational Linguistics (Volume 1: Long Papers)*. Association for Computational Linguistics, Dublin, Ireland, 4281–4294. <https://doi.org/10.18653/v1/2022.acl-long.295>
- [44] Xiaozhi Wang, Tianyu Gao, Zhaocheng Zhu, Zhengyan Zhang, Zhiyuan Liu, Juanzi Li, and Jian Tang. 2021. KEPLER: A unified model for knowledge embedding and pre-trained language representation. *Transactions of the Association for Computational Linguistics* 9 (2021), 176–194.
- [45] Ruobing Xie, Zhiyuan Liu, Jia Jia, Huanbo Luan, and Maosong Sun. 2016. Representation learning of knowledge graphs with entity descriptions. In *Proceedings of the AAAI conference on artificial intelligence*, Vol. 30.
- [46] An Yang, Baosong Yang, Binyuan Hui, Bo Zheng, Bowen Yu, Chang Zhou, Chengpeng Li, Chengyuan Li, Dayiheng Liu, Fei Huang, Guanting Dong, Haoran Wei, Huan Lin, Jialong Tang, Jialin Wang, Jian Yang, Jianhong Tu, Jianwei Zhang, Jianxin Ma, Jin Xu, Jingren Zhou, Jinze Bai, Jinzheng He, Junyang Lin, Kai Dang, Keming Lu, Keqin Chen, Kexin Yang, Mei Li, Mingfeng Xue, Na Ni, Pei Zhang, Peng Wang, Ru Peng, Rui Men, Ruize Gao, Runji Lin, Shijie Wang, Shuai Bai, Sinan Tan, Tianhang Zhu, Tianhao Li, Tianyu Liu, Wenbin Ge, Xiaodong Deng, Xiaohuan Zhou, Xingzhang Ren, Xinyu Zhang, Xipin Wei, Xuancheng Ren, Yang Fan, Yang Yao, Yichang Zhang, Yu Wan, Yunfei Chu, Yuqiong Liu, Zeyu Cui, Zhenru Zhang, and Zhihao Fan. 2024. Qwen2 Technical Report. *arXiv preprint arXiv:2407.10671* (2024).
- [47] Bishan Yang, Wen-tau Yih, Xiaodong He, Jianfeng Gao, and Li Deng. 2014. Embedding entities and relations for learning and inference in knowledge bases. *arXiv preprint arXiv:1412.6575* (2014).
- [48] Fan Yang, Zhilin Yang, and William W Cohen. 2017. Differentiable learning of logical rules for knowledge base reasoning. *Advances in neural information processing systems* 30 (2017).
- [49] Rui Yang, Jiahao Zhu, Jianping Man, Li Fang, and Yi Zhou. 2024. Enhancing text-based knowledge graph completion with zero-shot large language models: A focus on semantic enhancement. *Knowledge-Based Systems* (2024), 112155.
- [50] Yinfei Yang, Gustavo Hernandez Abrego, Steve Yuan, Mandy Guo, Qinlan Shen, Daniel Cer, Yun-hsuan Sung, Brian Strope, and Ray Kurzweil. 2019. Improving Multilingual Sentence Embedding using Bi-directional Dual Encoder with Additive Margin Softmax. In *Proceedings of the Twenty-Eighth International Joint Conference on Artificial Intelligence, IJCAI-19*. International Joint Conferences on Artificial Intelligence Organization, 5370–5378. <https://doi.org/10.24963/ijcai.2019/746>
- [51] Liang Yao, Chengsheng Mao, and Yuan Luo. 2019. KG-BERT: BERT for knowledge graph completion. *arXiv preprint arXiv:1909.03193* (2019).
- [52] Yichi Zhang, Zhuo Chen, Wen Zhang, and Huajun Chen. 2023. Making large language models perform better in knowledge graph completion. *arXiv preprint arXiv:2310.06671* (2023).
- [53] Kaiyan Zhao, Qiyu Wu, Xin-Qiang Cai, and Yoshimasa Tsuruoka. 2023. Leveraging multi-lingual positive instances in contrastive learning to improve sentence embedding. *arXiv preprint arXiv:2309.08929* (2023).

A EXPERIMENT SETTINGS

Comparison of algorithms. In experiment, the performance of our model is compared with that of the following algorithms: (1) Rule learning methods. We have selected a set of algorithms that specialize in learning logical rules for the purpose of completing missing triples. This selection allows for a comprehensive comparison, and the chosen algorithms are NeuralLP [48], DRUM [33], RNNLogic [31] and LERP [15]. (2) Embedding-based methods. Furthermore, we extend our comparison to include various embedding methods, such as TransE [6], DistMult [47], RotatE [39], ConvE [8] and TuckER [3]. These models adopt an approach where representations for entities and relations are learned respectively. (3) Text-based methods. We select the following models that also leverage textual information into our consideration: KG-BERT [51], MTL-KGC [21], StAR [42], SimKGC [43], CP-KGC [52], GHN [30].

Implementation details. To ensure a fair comparison with previous studies, we initialize the BERT encoders using pretrained weights from *bert-base-uncased* (English). The AdamW optimizer [25] with linear learning rate decay is employed to optimize the model parameters. The initial learning rates are set to 8×10^{-5} for the WN18RR dataset and 1×10^{-5} for the FB15k-237 dataset. We maintain a fixed batch size of 1024. The temperature parameter τ is tuned by searching within the set $\{0.02, 0.03, 0.04\}$, based on results from 65 epochs for WN18RR and 10 epochs for FB15k-237.

B ADDITIONAL EXPERIMENT RESULTS

B.1 Additional ablation results

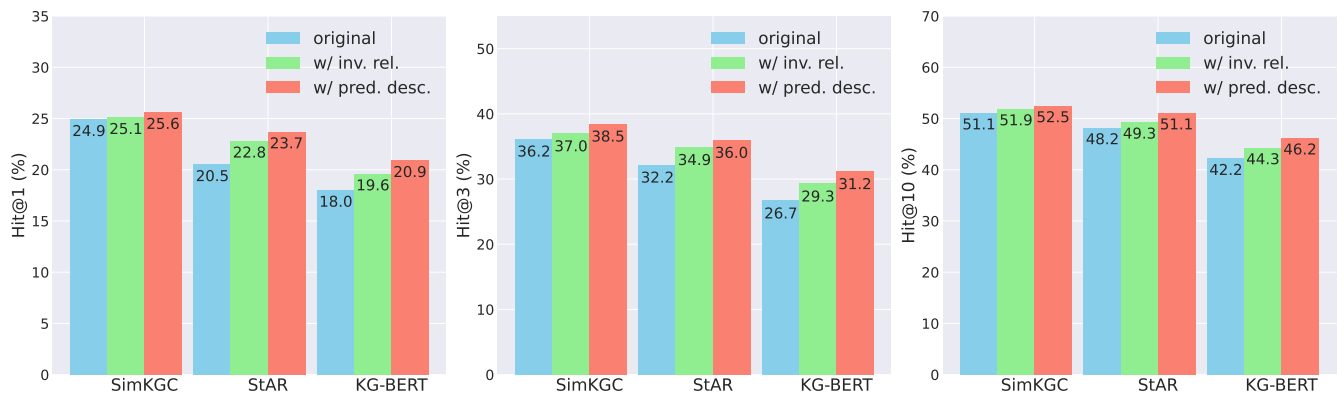


Figure 4: Model performance of text-based methods with the proposed approaches on FB15k-237 dataset. "w/ inv. rel.": with only inverse relations; "w/ pred. desc.": with predictive descriptions. The predictive descriptions are collected using *phi3-medium*.

B.2 Inverse relations

Table 8: Relations and their corresponding inverses within the WN18RR dataset.

Relation (r)	Inverse Relation (r')	Example (h, t)
hypernym	hyponym	retionalize, think
derivationally related form	derivationally related form	decision making, settle
instance hypernym	instance hyponym	Paterson, urban center
also see	also see	write, write up
member meronym	whole holonym	primulaceae, sea milkwort
synset domain topic of	has synset domain topic	valency, biology
has part	is part of	Europe, Republic of Estonia
member of domain usage	has characteristic or instance of	colloquialism, firewater
member of domain region	located in	Scotland, Scottish
verb group	verb group	supplant, replace
similar to	similar to	advantageous, meanwhile

Table 9: A subset of the raw, normalized and inverse relations within the FB15k-237 dataset.

Raw: /people/person/gender
Sentence-forming(r): person's gender
Inverse(r'): gender of person
Examples(h, t): (Rick Wakeman, Male), (Kellie Martin, Female)
Raw: /people/person/places_lived./people/place_lived/location
Sentence-forming(r): person lived in place
Inverse(r'): place of person lived in
Examples(h, t): (Chritina Hendricks, Portland), (Penelope Ann Miller, New York City)
Raw: /film/actor/film./film/performance/film
Sentence-forming(r): actor of film
Inverse(r'): film has actor
Examples(h, t): (Donald Sutherland, Six Degrees of Separation), (Robert Vaughn, The Towering Inferno)
Raw: /location/country/form_of_government
Sentence-forming(r): government's form
Inverse(r'): form of government
Examples(h, t): (New Zealand, Unitary state), (Netherlands, Parliamentary system), (Kenya, Republic)
Raw: /tv/tv_program/regular_cast./tv/regular_tv_appearance/actor
Sentence-forming(r): tv program's regular actor
Inverse(r'): regular actor of tv program
Examples(h, t): (Disney's House of Mouse, Russi Taylor), (Michael Jackson: 30th Anniversary Celebration, Marlon Brando)
Raw: /tv/tv_writer/tv_programs./tv/tv_program_writer_relationship/tv_program
Sentence-forming(r): writer of tv program
Inverse(r'): tv program's writer
Examples(h, t): (John Lutz, Saturday Night Live), (Damon Lindelof, Lost), (David Benioff, Game of Thrones)
Raw: /ice_hockey/hockey_team/current_roster./sports/sports_team_roster/position
Sentence-forming(r): ice hockey sports team roster has position
Inverse(r'): position in ice hockey sports team roster
Examples(h, t): (Minnesota Wild, Defenseman), (Boston Bruins, Centerman), (Nashville Predators, Goaltender)
Raw: /food/food/nutrients./food/nutrition_fact/nutrient
Sentence-forming(r): food has nutrient
Inverse(r'): nutrient in food
Examples(h, t): (Onion, Ash), (Carrot, Phenylalanine), (Beef, Polyunsaturated fat)

B.3 Predictive descriptions

Table 10: Triple examples of the WN18RR dataset along with generated predictive descriptions via *phi3-medium*.

Head name:	land reform
Head desc:	a redistribution of agricultural land (especially by government action)
Relation(<i>r</i>):	hypernym
Inverse(<i>r'</i>):	is a type of
Tail name:	reform
Tail desc:	a change for the better as a result of correcting abuses; "justice was for sale before the reform of the law courts"
<i>t</i> _{pred} :	Agricultural policy, Government action, Land redistribution, Social <u>reform</u> , Tenure <u>reform</u> : Policies, actions, or <u>reforms</u> related to the redistribution or management of land, often involving government intervention.
<i>h</i> _{pred} :	Legal <u>reform</u> , Economic <u>reform</u> , Educational <u>reform</u> , Political <u>reform</u> , Healthcare <u>reform</u> : These are all systematic changes aimed at improving various aspects of society or specific sectors.
Head name:	cover
Head desc:	provide with a covering or cause to be covered; "cover her face with a handkerchief"; "cover the child with a blanket"; "cover the grave with flowers"
Relation(<i>r</i>):	derivationally related form
Inverse(<i>r'</i>):	derivationally related form
Tail name:	covering
Tail desc:	an artifact that covers something else (usually to protect or shelter or conceal it)
<i>t</i> _{pred} :	<u>covering</u> , conceal, protect, shield, enclose: These entities are actions or objects that are associated with the act of covering, hiding, or protecting something.
<i>h</i> _{pred} :	coating, shroud, envelope, <u>cover</u> , sheath: These entities all involve a protective or concealing function, usually by enveloping or surrounding an object.
Head name:	kamet
Head desc:	a mountain in the Himalayas in northern India (25,450 feet high)
Relation(<i>r</i>):	instance hypernym
Inverse(<i>r'</i>):	has instance
Tail name:	mountain peak
Tail desc:	the summit of a mountain
<i>t</i> _{pred} :	<u>mountain</u> , hill, <u>peak</u> , <u>summit</u> , ridge: Natural elevated landforms, part of the Earth's topography, characterized by height, steepness, and prominence.
<i>h</i> _{pred} :	<u>Mount Everest</u> , K2, <u>Mount Kilimanjaro</u> , <u>Mount McKinley</u> , <u>Mount Fuji</u> : These are all iconic <u>mountain</u> peaks, each being the highest in their respective regions.
Head name:	class arachnida
Head desc:	a large class of arthropods including spiders and ticks and scorpions and daddy longlegs; have four pairs of walking legs and no wings pointedly referring to or concerning a person's individual personality or intimate affairs especially offensively; "unnecessarily personalized remarks".
Relation(<i>r</i>):	derivationally related form
Inverse(<i>r'</i>):	derivationally related form
Tail name:	spidery
Tail desc:	relating to or resembling a member of the class Arachnida
<i>t</i> _{pred} :	<u>arachnid</u> , arachnophobia, arachnology, arachnomancy, arachnoid: Entities related to <u>arachnids</u> , their study, fear, and characteristics of <u>spider-like structures</u> .
<i>h</i> _{pred} :	<u>arachnid</u> , spider, spindly, spiderweb, spiderling: All entities are related to <u>spiders</u> , exhibiting characteristics or forms derived from 'spidery'.

Table 11: Examples of the FB15k-237 dataset along with generated predictive descriptions via *phi3-medium*.

Head name:	Rick Wakeman
Head desc:	Rick Wakeman is an English keyboard player and songwriter who gained fame as the keyboardist for the progressive rock band Yes and is also known for his solo albums, contributions to a BBC comedy series, and hosting a radio show on Planet Rock.
Relation(<i>r</i>):	person's gender
Inverse(<i>r'</i>):	gender of person
Tail name:	Male
Tail desc:	Male organisms produce sperm and can reproduce sexually by fertilizing a female ovum, but can also reproduce asexually in some cases, and have a Y chromosome which codes for testosterone production to develop male reproductive organs, though sex determination can vary across species.
<i>t</i>_{pred}:	Humanity, Mankind, People, Males, Gender, <u>Male</u> : These entities represent the gender category to which Rick Wakeman belongs.
<i>h</i>_{pred}:	Female, Non-binary, Genderqueer, Agender, Cisgender: These entities represent different gender identities in relation to the male gender.
Head name:	Christina Hendricks
Head desc:	Christina Rene Hendricks is an American actress renowned for her roles in AMC's Mad Men, for which she received four Emmy nominations, and FOX's Firefly, who was named "the sexiest woman in the world" and "Best Looking American Woman" by Esquire magazine.
Relation(<i>r</i>):	person lived in place
Inverse(<i>r'</i>):	place of person lived in
Tail name:	Portland
Tail desc:	Portland is a populous city in Oregon known for its environmental consciousness, public transportation networks, and outdoor activities, and is often referred to as the "City of Roses" due to its climate and abundance of rose gardens.
<i>t</i>_{pred}:	New York City, New York, USA, Detroit, Michigan, USA, Santa Monica, California, USA, Los Angeles, California, USA, Chicago, Illinois, USA: Geographical locations where Christina Hendricks has resided during her lifetime.
<i>h</i>_{pred}:	Neil Young, Mike Rowe, MacLeod Andrews, Gordon Smith, Amanda Beard: Famous individuals who have resided in Portland, Oregon, contributing to its cultural and professional landscape.
Head name:	Donald Sutherland
Head desc:	Donald McNichol Sutherland is a longstanding Canadian actor known for his roles in war movies and a variety of other films, and is the father of actor Kiefer Sutherland.
Relation(<i>r</i>):	actor of film
Inverse(<i>r'</i>):	film has actor
Tail name:	Six Degrees of Separation
Tail desc:	"Six Degrees of Separation" is a 1993 American drama film, based on a Pulitzer-nominated play by John Guare about real-life con artist David Hampton, featuring an Academy-nominated performance by Stockard Channing and referencing two Kandinsky artworks symbolizing chaos and control.
<i>t</i>_{pred}:	M*A*S*H, Ordinary People, Kramer vs. Kramer, Don't Look Now, A Clockwork Orange: These are all films in which Donald Sutherland has played a significant role.
<i>h</i>_{pred}:	David Mamet, John Cusack, Will Smith, Stockard Channing, Kip Pardue: These are actors who have appeared in films together with an actor from "Six Degrees of Separation".

C ADDITIONAL ANALYSIS RESULTS

Table 12: Triple examples of the WN18RR dataset along with generated predictive descriptions via three different LLMs.

Head name:	trade name
Head desc:	a name given to a product or service
Relation(r):	member of domain usage
Inverse(r'):	has characteristic or instance of
Tail name:	metharbital
Tail desc:	anticonvulsant drug (trade name Gemonil) used in the treatment of epilepsy
$t_{\text{pred}}(\text{qwen2-7b})$:	Lipitor: a cholesterol-lowering <u>drug</u> (trade name Lipitor), Zoloft: an <u>antidepressant</u> (trade name Zoloft), Tylenol: a pain reliever (trade name Tylenol), Advil: an anti-inflammatory (trade name Advil), Pepcid: a heartburn <u>medication</u> (trade name Pepcid): <u>medicinal</u> products with trade names used in specific <u>health domains</u> .
$t_{\text{pred}}(\text{phi3-small})$:	orphenadrine, cookie sheet, jail delivery, array, zimmer frame: Products, utensils, concepts, or tools associated with specific trade names, used within their respective domains.
$t_{\text{pred}}(\text{phi3-medium})$:	product, service, advertising campaign, packet of illegal <u>drugs</u> , elastic adhesive bandage: Entities used as trade names for specific products or services, often associated with their unique characteristics or functions.
$h_{\text{pred}}(\text{qwen2-7b})$:	epilepsy treatment, anticonvulsant properties, drug formulation, medication for neurological disorders, pharmacological action: entities related to medical or pharmacological contexts.
$h_{\text{pred}}(\text{phi3-small})$:	anticonvulsant drug, epilepsy treatment, prescription medication, neurological disorder management, medical use: These entities are associated with the application, treatment, or categorization of metharbital.
$h_{\text{pred}}(\text{phi3-medium})$:	anticonvulsant, <u>trade name</u> , drug used in the treatment of epilepsy, <u>trade name Gemonil</u> , antiepileptic: The entities share properties of being related to 'metharbital', its usage, and its <u>trade name</u> .
Head name:	telephone
Head desc:	get or try to get into communication (with someone) by telephone; "I tried to call you all night"; "Take two aspirin and call me in the morning"
Relation(r):	verb group
Inverse(r'):	verb group
Tail name:	call
Tail desc:	send a message or attempt to reach someone by radio, phone, etc.; make a signal to in order to transmit a message; "Hawaii is calling!"; "A transmitter in Samoa was heard calling"
$t_{\text{pred}}(\text{qwen2-7b})$:	<u>call</u> , contact, reach, connect, communicate: These entities are related to actions involving telephone usage.
$t_{\text{pred}}(\text{phi3-small})$:	communicate, <u>call</u> , chat, talk, speak: Entities that involve exchanging information or conversation through vocal means.
$t_{\text{pred}}(\text{phi3-medium})$:	<u>call</u> , dial, ring, answer, hang up: These entities represent actions related to the use of a telephone, forming a verb group.
$h_{\text{pred}}(\text{qwen2-7b})$:	ring, announce, signal, broadcast, speak: verb groups related to communication or message transmission
$h_{\text{pred}}(\text{phi3-small})$:	message, transmission, radio signal, <u>phone call</u> , broadcast: Entities related to the process of sending or attempting to reach someone by various means.
$h_{\text{pred}}(\text{phi3-medium})$:	<u>phone</u> , radio, signal, message, transmitter: These entities are associated with the act of <u>communication</u> or transmitting information, similar to the entity 'call'.