

Trikarenos: A Fault-Tolerant RISC-V-based Microcontroller for CubeSats in 28nm

Michael Rogenmoser
ETH Zurich
Zurich, Switzerland
michaero@iis.ee.ethz.ch

Luca Benini
ETH Zurich
Zurich, Switzerland
University of Bologna
Bologna, Italy
lbenini@iis.ee.ethz.ch

Abstract—One of the key challenges when operating microcontrollers in harsh environments such as space is radiation-induced single event upsets (SEUs), which can lead to errors in computation. Common countermeasures rely on proprietary radiation-hardened technologies, low density technologies, or extensive replication, leading to high costs and low performance and efficiency. To combat this, we present Trikarenos, a fault-tolerant 32-bit RISC-V microcontroller SoC in an advanced TSMC 28nm technology. Trikarenos alleviates the replication cost by employing a configurable triple-core lockstep configuration, allowing three Ibex cores to execute applications reliably, operating on ECC-protected memory. If reliability is not needed for a given application, the cores can operate independently in parallel for higher performance and efficiency. Trikarenos consumes 15.7 mW at 250 MHz executing a fault-tolerant matrix-matrix multiplication, a 21.5x efficiency gain over state-of-the-art, and performance is increased by 2.96x when reliability is not needed for processing, with a 2.36x increase in energy efficiency.

Index Terms—Reliability, Adaptive Fault Tolerance, Microcontroller, RISC-V, Space Vehicle Computer, CubeSat

I. INTRODUCTION

Space is a challenging environment for electronics: Without protection from the atmosphere and limited protection from earth’s magnetic field, high levels of radiation can cause errors (single event upsets (SEUs)) in processors and system-on-chips (SoCs). Furthermore, devices in space are inaccessible once deployed and costly to replace, yet they are often deployed in critical roles requiring high availability. This has led to a requirement for reliability and redundancy in SoCs for space, often satisfied by time-tested designs and radiation hardening by design (RHBD) technologies, built on old process nodes and requiring significant power [1]. However, as launch costs are decreasing and access to space is becoming more affordable, many smaller satellites and CubeSats are being designed and launched [2]. These cannot afford the large power budget required by typical reliable SoCs for space, with few watts available to the full system.

The open-source RISC-V instruction set architecture (ISA) has become a key component to enable a new generation of performant and efficient SoCs for space [3]. The RISC-V ISA provides the ideal foundation for specialized designs with architectural modifications required for the reliability of SoCs in space, designed with modularity and extensibility in mind. Thanks to the open-source community and the increasing

industry adoption, up-to-date software and compiler support is more readily available for RISC-V-based designs than for designs based on legacy open-source ISAs, such as PowerPC and SPARC. Furthermore, silicon-proven designs are available open-source, such as the parallel ultra-low power (PULP) platform’s PULPissimo [4] and can be freely modified and tuned to the requirements of space applications.

To achieve the increasing computational requirements within the reduced power budgets in CubeSats and nano satellites, denser technologies for on-board processors are required. While commercial technologies have been aggressively scaled to improve performance and power efficiency, SoCs for space lag behind with their scaling, relying on older, larger technology nodes [1] and custom radiation hardening by design (RHBD) techniques. Scaling RHBD standard cells and tuning process desing kits (PDKs) of smaller technology nodes is often too costly and requires too much time for the limited quantity of these designs. However, some of these smaller technologies, such as TSMC 28nm, have shown tolerance to the destructive effects of radiation [5], still requiring tolerance to SEUs both within sequential cells and due to transient effects in combinatorial logic [3]. One of the most effective and affordable methods to implement SEU tolerance in modern designs is through architectural modifications, which allows for integration of redundancy in modern commercial technology nodes, providing high-performance and efficient SoCs.

This paper introduces Trikarenos, a reliable RISC-V SoC in TSMC 28nm technology based on the PULPissimo [4] architecture. It includes three Ibex [6] processing cores, by default, operating together in a triple-core lockstep (TCLS) mode. Using on-demand redundancy grouping (ODRG) [7], these cores can be unlocked to increase performance when reliability is not required. Furthermore, the memory is protected with an efficient error correction code (ECC), and scrubbers are added to correct latent errors. Trikarenos runs at up to 270 MHz while consuming only 17 mW in the reliable lockstep configuration. In performance mode, the three cores achieve a speedup of 2.96× on a matrix multiplication benchmark over the TCLS mode when reliability is not required.

II. SOC ARCHITECTURE

The Trikarenos SoC is shown in fig. 1 and is based on the PULPissimo [4] architecture. As the main processing

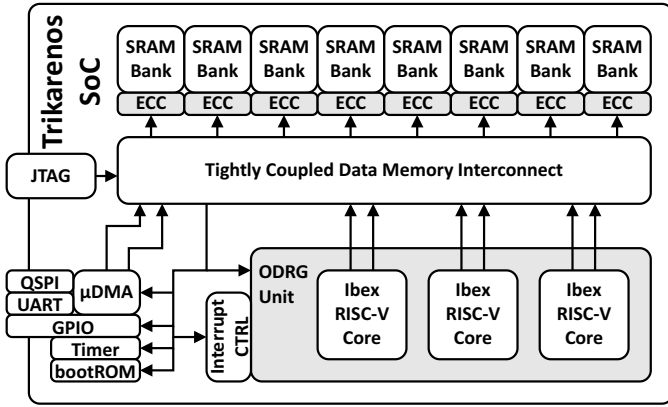


Fig. 1. Block Diagram of the Trikarenos SoC, with the main additions for fault tolerance highlighted.

unit, Trikarenos uses three Ibex [6] cores featuring the 32-bit RISC-V IMC ISA. With a 2-stage pipeline and independent instruction and data memory interfaces, the lightweight core is designed for high area efficiency, while providing reasonable performance for microcontrollers. For reliability, the operation of the three cores is locked together with ODRG [7] into a TCLS configuration. In this default *soft-error tolerant* mode, the three cores all receive identical inputs, and their outputs are majority-voted, thereby emulating a single, reliable core to the programmer and the system. If an error is detected, the majority voter immediately ensures it is corrected before affecting the remaining system. To resolve any latent errors within the state of the erroneous core, a re-synchronization routine is executed, storing the full state of the cores in memory on the main software stack, resetting the core, and reloading the state from the stack. If reliability is not needed, ODRG can be switched into a *performance* mode using control registers within the ODRG unit wrapping the Ibex cores. This allows all cores to operate independently in parallel, each with its own dedicated inputs and memory interfaces.

The Ibex core’s independent instruction and data memory interfaces are connected to a tightly coupled data memory (TCDM) interconnect, giving them access to eight word-interleaved SRAM banks for a total of 256 KiB. This allows for fast parallel access to data and instructions for all cores, even in the *performance* mode. For efficient data protection, each memory bank implements its own ECC encoder and decoder, using the Hsiao code [8], extending the 32-bit data word to 39 bits for storage. With the seven additional bits, the Hsiao code allows for single error correction and double error detection within a data word. The encoder and decoder are designed to encode and correct errors in the same cycle to avoid additional latency. When writing less than a full word, the remaining bits in memory are required to calculate the ECC bits correctly; thus, the encoder implements additional logic to load and store the data with an additional cycle, immediately responding to the requester to avoid any unnecessary stalls. To ensure that latent errors within the memory banks are corrected, a memory scrubber continually reads each address and




Fig. 2. Trikarenos die image with overlaid component highlighting.

TABLE I
PHYSICAL CHARACTERISTICS OF THE TRIKARENOS SOC IN TSMC 28NM

Chip Area	SRAM	Core Voltage	Target Frequency
2 mm ²	256 KiB	0.9 V	250 MHz
Logic Area	SRAM Area	I/O Voltage	Max. Frequency
0.15 mm ²	0.55 mm ²	1.8 V	270 MHz

corrects any correctable errors, deferring to external accesses to avoid stalling the system.

The Trikarenos SoC also includes additional infrastructure and peripherals, also connected to the TCDM interconnect. A boot ROM contains the initial startup code and recovery code to ensure proper recovery for ODRG in case a fault occurs. Furthermore, an I/O DMA interfaces the SoC with the outside world, connecting a UART and Quad-SPI peripheral to directly interface with the system interconnect, allowing for independent access to the SRAM banks. The SoC pads can independently be multiplexed between the different peripherals, and general purpose input/outputs (GPIOs). Finally, a JTAG debug unit allows for programming and debugging of Trikarenos.

A. Design for Testing

To ensure all designed features can appropriately be tested, Trikarenos adds dedicated testing functionality. All error detectors incorporate dedicated counters and selectable output signals to verify internal behavior and keep track of the errors that occur. Furthermore, the ECC-protected memory has custom configuration registers to disable the writing of individual bits, allowing for the software-based injection of errors into select memory banks. Finally, for general testability, the SoC features scan chains throughout. However, the scan chains were designed such that each core has its own dedicated scan chain. The scan chains can be used to read the complete state information of each core and replace the information with a possibly faulty state. This allows for reliability testing of the ODRG in a controlled environment.

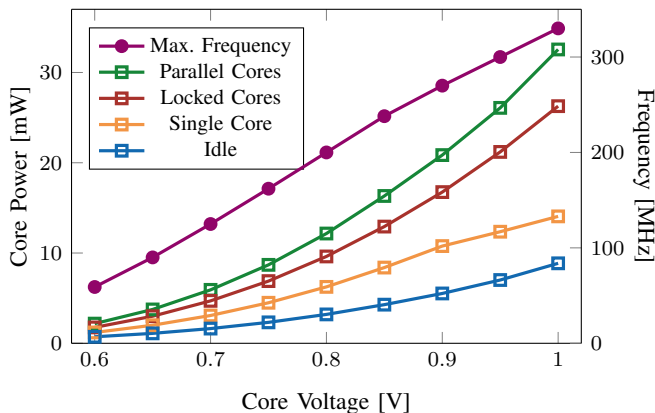


Fig. 3. Power measurement results of a 24x24 32-bit Matrix multiplication for different ODRG configurations at maximum frequency for varying voltage.

III. RESULTS

A. Implementation

The 2 mm² Trikarenos SoC, shown in fig. 2, is implemented in TSMC 28nm with a target frequency of 250 MHz. The PULPissimo design occupies an effective core area of 0.7 mm² (2.2MGE), sharing the die and I/O with another design. For the implementation, special care was taken to physically separate the three Ibex cores from each other and the remaining logic, ensuring a 20 μm gap without logic around each core. This ensures that any single particle strike cannot simultaneously affect similar elements in separate cores.

B. Performance

To investigate the performance of the SoC, a 24 × 24 matrix-matrix multiplication was implemented and executed on the Trikarenos’ Ibex cores, using performance counters within Ibex to determine the cycle count. The chip was tested using the Advantest SoC hp93000 integrated circuit testing equipment to set the frequency and voltage and measure power and energy efficiency, using the application binary to generate patterns for loading with JTAG.

To set up the different processing modes of the three cores, ODRG’s configuration registers were used, configuring to run in *soft-error tolerant* or *performance* mode through the loaded software. To disable the inactive cores and measure the system’s idle power, the cores were instructed to execute the `wfi` instruction, bringing them into wait-for-interrupt.

In the default configuration, where all cores are locked together for redundancy, the SoC consumes 15.7 mW at the designed Frequency of 250 MHz and nominal voltage of 0.9 V. Figure 3 shows the maximum achievable frequency and power consumption at that operating point when varying the core voltage, reaching 270 MHz at nominal 0.9 V. Enabling the *performance* mode of the SoC, but still relying only on a single core to execute the matrix multiplication, the power consumption drops to 10.3 mW. Comparing the active power to the idle power of 4.9 mW and leakage power of 2.4 mW, where all cores are inactive, the locked configuration has a

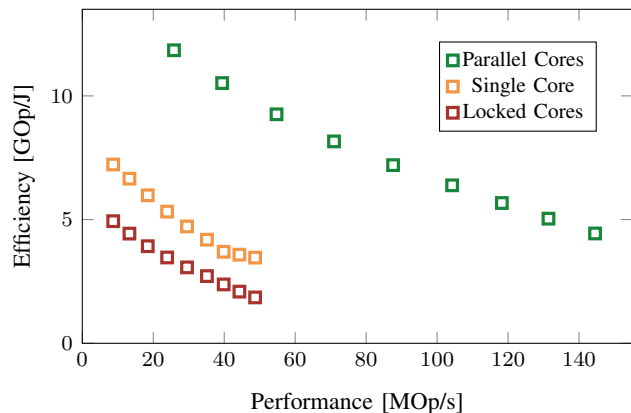


Fig. 4. Processing efficiency of a 24x24 32-bit matrix multiplication in different ODRG configurations at varying voltages, vs. processing performance.

2.8× larger power overhead, in line with the 3× more active cores required for the fault-tolerant operation. For both these modes, with only a single core performing the calculation, the matrix multiplication is executed within 187 337 cycles, at 250 MHz requiring only 0.75 ms.

In *performance* mode, with 3 cores available, the 24 × 24 matrix multiplication can be optimally parallelized across all cores, splitting the workload of the outermost loop across the three cores. Counting the required cycles, the matrix multiplication requires 63 130 cycles, which amounts to 0.25 ms at 250 MHz for a 2.96× speedup over the single-core execution. The faster data processing is also apparent in the power consumption, requiring 19.7 mW for parallel execution, mostly due to more and different data being processed in parallel, leading to higher interconnect and memory activity.

While fig. 4 shows the operating points with maximum frequency at the given voltage, even at the design operating point (0.9 V, 250 MHz), ODRG in Trikarenos allows for a significant efficiency gain. Focusing on energy efficiency, the *soft-error tolerant* mode allows for 2.4 GOp/J, the *performance* mode achieves 3.6 GOp/J with two of the three cores disabled, and 5.6 GOp/J for parallel computation of the matrix multiplication, an efficiency gain of 1.52× to 2.36×.

IV. RELATED WORK

Table II shows SoCs designed for reliability and in most cases, used in space. Due to stringent requirements for reliability, these often are based on older technologies and go through years of testing, and therefore consume significantly more power than commercial counterparts by the time they come to market. Single-core processors for space, such as the US-designed RAD750 [9] or the single-core variants of the RAD55xx [10] lineup, are built on radiation-hardened process nodes to ensure reliability, at a high cost in area and power consumption. European-designed single-core processors for space, such as the GR716 [11], UT700, and DPC [12], are also built on radiation-hardened technologies, frequently augmented with ECC. Comparing the performance of the GR716 SoC to Trikarenos in its reliable configuration, both

TABLE II
CHARACTERISTICS AND PERFORMANCE OF STATE-OF-THE-ART SOFT-ERROR TOLERANT SOCs, COMPARING WITH NOMINAL TRIKARENOS.

SoC	Class	Cores	ISA	Technology	Performance ¹	Voltage	Frequency	Power	Efficiency
RAD750 [9]	MCU	1	PowerPC	0.250 μ m	240 DMIPS	2.5 V	133 MHz	5 W ²	
RAD55xx [10]	App.	1-4	PowerPC	45nm	1398 DMIPS	0.95 V	466 MHz	11.5 W ²	
UT700	MCU	1	SPARC	130nm	199 DMIPS	1.2 V	166 MHz	4 W ²	
GR716 [11]	MCU	1	SPARC	UMC 180nm	90 DMIPS	1.8 V	50 MHz	<400 mW	0.225 DMIPS/mW
DPC [12]	MCU	1	MSP430	UMC 180nm		1.8 V	120 MHz		
AURIX Tricore [13]	MCU	1(3)	Tricore	90nm/65nm			300 MHz		
ARM TCLS [14]	App.	1(3)	Armv7-R	ST 65nm	520 DMIPS	1.2 V	311 MHz	781.9 mW	0.665 DMIPS/mW
NOEL-V SoC [15]	App.	1	RISC-V	ST 28nm	2256 DMIPS	1.0 V	800 MHz		
Trikarenos	MCU	1(3) 3	RISC-V	TSMC 28nm	225 DMIPS 666 DMIPS ³	0.9 V	250 MHz	15.7 mW 19.7 mW	14.3 DMIPS/mW 33.8 DMIPS/mW ³

¹ Performance indicated with Dhrystone MIPS at the operating frequency.

² Maximum power dissipation of the full SoC from the datasheet listed, core power is assumed to be lower thus efficiency was not compared.

³ Estimated multicore performance based on single core performance and matrix multiplication benchmark speedup.

aimed at reliable, low-power control tasks, we see a 2.5 \times increase in performance using the Dhrystone benchmark and a 63 \times increase in efficiency when comparing the upper bound in power consumption of GR716 at 400 mW.

Leveraging lockstepped cores is a common reliability method for automotive designs [13], and has been investigated more closely for ARM’s Cortex-R5 processor with ARM TCLS [14]. Here, comparing the implementations using the Dhrystone benchmark, Trikarenos is shown to be 21.5 \times more energy-efficient while operating in reliable mode. When reliability is not required, Trikarenos can operate in *performance* mode, outperforming the ARM core and offering a 50 \times improvement in energy efficiency.

One of the most recent designs for space, a SoC built around the NOEL-V processor [15], is implemented in a 28 nm technology optimized for space applications, but the authors do not report power nor efficiency.

V. CONCLUSION

The paper presents Trikarenos, a fault-tolerant microcontroller SoC for space applications implemented in TSMC 28nm. With three Ibex RISC-V cores in lockstep and 256 KiB of ECC-protected memory, it offers a reliable microcontroller platform with 21.5 \times higher efficiency than state-of-the-art. If reliability is not required for a specific task, such as in a CubeSat switching between control and data processing tasks, the three cores can be reconfigured at runtime for a 2.96 \times increase in performance and 2.36 \times increase in efficiency.

ACKNOWLEDGEMENTS

The authors thank Gianna Paulin, Luka Milanovic, and Zerun Jiang for their valuable contributions to the research project. We acknowledge support by the EU H2020 Fractal project funded by ECSEL-JU grant agreement #877056. We acknowledge support by TRISTAN, which has received funding from the Key Digital Technologies Joint Undertaking (KDT JU) under grant agreement nr. 101095947. The KDT JU receives support from the European Union’s Horizon Europe’s research and innovation programmes.

REFERENCES

- [1] R. Hillman, G. Swift, P. Layton, M. Conrad, C. Thibodeau, and F. Irom, “Space processor radiation mitigation and validation techniques for an 1,800 MIPS processor board,” in *Proceedings of the 7th European Conference on Radiation and Its Effects on Components and Systems, 2003. RADECS 2003.*, Sep. 2003, pp. 347–352.
- [2] I. F. Akyildiz and A. Kak, “The Internet of Space Things/CubeSats,” *IEEE Network*, vol. 33, pp. 212–218, Sep. 2019.
- [3] S. Di Mascio, A. Menicucci, E. Gill, G. Furano, and C. Monteleone, “Open-source IP cores for space: A processor-level perspective on soft errors in the RISC-V era,” *Computer Science Review*, vol. 39, p. 100349, Feb. 2021.
- [4] P. D. Schiavone, D. Rossi, A. Pullini, A. Di Mauro, F. Conti, and L. Benini, “Quentin: an Ultra-Low-Power PULPissimo SoC in 22nm FDX,” in *2018 IEEE SOI-3D-Subthreshold Microelectronics Technology Unified Conference (S3S)*, Oct. 2018, pp. 1–3.
- [5] G. Borghello *et al.*, “Total ionizing dose effects on ring-oscillators and SRAMs in a commercial 28 nm CMOS technology,” *Journal of Instrumentation*, vol. 18, p. C02003, Feb. 2023.
- [6] P. Davide Schiavone *et al.*, “Slow and steady wins the race? A comparison of ultra-low-power RISC-V cores for Internet-of-Things applications,” in *2017 27th International Symposium on Power and Timing Modeling, Optimization and Simulation (PATMOS)*. IEEE, Sep. 2017, pp. 1–8.
- [7] M. Rogenmoser, N. Wistoff, P. Vogel, F. Gürkaynak, and L. Benini, “On-Demand Redundancy Grouping: Selectable Soft-Error Tolerance for a Multicore Cluster,” in *2022 IEEE Computer Society Annual Symposium on VLSI (ISVLSI)*, Jul. 2022, pp. 398–401.
- [8] M. Y. Hsiao, “A Class of Optimal Minimum Odd-weight-column SECDED Codes,” *IBM Journal of Research and Development*, vol. 14, pp. 395–401, Jul. 1970.
- [9] D. Rea, D. Bayles, P. Kapcio, S. Doyle, and D. Stanley, “PowerPC™ RAD750™ - A Microprocessor for Now and the Future,” in *2005 IEEE Aerospace Conference*, Mar. 2005, pp. 1–5.
- [10] R. Berger *et al.*, “Quad-core radiation-hardened system-on-chip power architecture processor,” in *2015 IEEE Aerospace Conference*, Mar. 2015, pp. 1–12.
- [11] F. Johansson *et al.*, “Rad-Hard Microcontroller For Space Applications,” in *AMICSA & DSP 2016 Proceedings*. Gothenburg, Sweden: ESA, Jun. 2016.
- [12] T. Van Humbeeck, A. Van Esbeen, and M. Fossion, “Digital Programmable Controller (DPC) : from Concepts to Space Applications,” in *AMICSA & DSP 2016 Proceedings*. Gothenburg, Sweden: ESA, Jun. 2016.
- [13] Infineon, “AURIX—TriCore Datasheet. Highly Integrated and Performance Optimized 32-Bit Microcontrollers for Automotive and Industrial Applications,” Feb. 2016.
- [14] X. Iturbe, B. Venu, E. Ozer, J.-L. Poupat, G. Gimenez, and H.-U. Zurek, “The Arm Triple Core Lock-Step (TCLS) Processor,” *ACM Transactions on Computer Systems*, vol. 36, pp. 1–30, Aug. 2019.
- [15] J. Andersson, “Gaisler NOEL-V SoC Applications and Ecosystem,” ESA ESTEC, Noordwijk, Netherlands, Dec. 2022.