

SLASH: A Technique for Static Configuration-Logic Identification

Mohannad Alhanahnah¹, Philipp Schubert², Thomas Reps¹,
Somesh Jha¹, and Eric Bodden²

¹University of Wisconsin-Madison

²Paderborn University

Abstract

Researchers have recently devised tools for debloating software and detecting configuration errors. Several of these tools rely on the observation that programs are composed of an *initialization phase* followed by a *main-computation phase*. Users of these tools are required to *manually* annotate the `BOUNDARY` that separates these phases, a task that can be time-consuming and error-prone. (Typically, the user has to read and understand the source code or trace executions with a debugger.) Because errors can impair the tools' accuracy and functionality, the manual-annotation requirement hinders the ability to apply the tools on a large scale.

In this paper, we present a field study of 24 widely-used C/C++ programs, identifying common `BOUNDARY` properties in 96% of them. We then introduce `SLASH`, an automated tool that locates the `BOUNDARY` based on the identified properties. `SLASH` successfully identifies the `BOUNDARY` in 87.5% of the studied programs within 8.5 minutes, using up to 4.4 GB memory. In an independent test, carried out after `SLASH` was developed, `SLASH` identified the `BOUNDARY` in 85.7% of a dataset of 21 popular C/C++ GitHub repositories. Finally, we demonstrate `SLASH`'s potential to streamline the `BOUNDARY`-identification process of software-debloating and error-detection tools.

1 Introduction

Software configurability has emerged as a significant focus in contemporary research [12, 18, 11, 28, 25, 16, 27, 17, 29]. Concurrently, several initiatives proposed to elevate configurability as a first-class programming element [5] and aimed to forge consensus and promote best practices [14, 20]. One best practice is to organize programs to operate in two phases: (i) a phase for *initialization*, where configuration logic checks parameters and initializes corresponding values to control the program’s activities, and (ii) a *main-computation phase* that performs actions in accordance with the specified configuration). One would hope that this structure is reflected in the code—i.e., there is a `BOUNDARY` between the configuration logic and the main computation. A number of recent papers [2, 6, 26, 7] also describe the advantages that this separation provides for the sake of configuration traceability [14], forensic analysis [7], optimizing programs [2, 6], and detecting configuration errors [26].

PCHECK [26] automatically generates a checker that detects configuration errors early to minimize damage from failures. It adds a call to the checker at the end of the initialization phase, as illustrated in Figure 1, which depicts the `BOUNDARY` location in the program Squid, a widely used open-source Web proxy server that supports 237 configurations. However, a user of PCHECK needs to *manually* annotate the Squid source code with the `BOUNDARY` location.

The situation is similar for program-debloating tools. Temporal-specialization [6] disables system APIs after the completion of the initialization phase, but also requires the tool user to annotate the `BOUNDARY`. LMCAS [2] specializes programs by executing them up to the `BOUNDARY` to capture the program’s state according to the supplied inputs, where again the LMCAS user must annotate the location of the `BOUNDARY`.

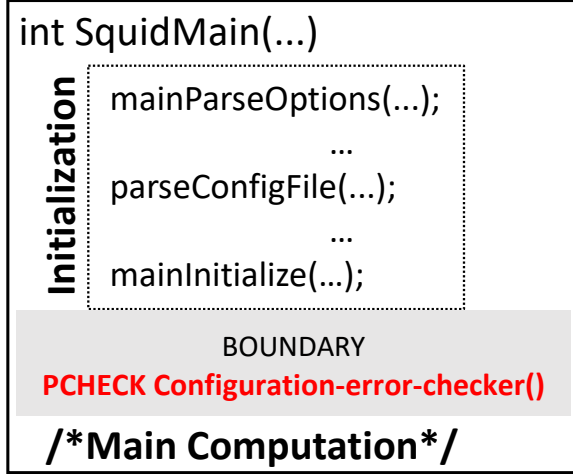


Figure 1: Location to invoke the configuration-error checker generated by PCHECK [26] in Squid—i.e., the BOUNDARY at the end of the initialization phase. PCHECK users need to annotate this location *manually*.

In the absence of a method to assist developers in identifying the BOUNDARY, the *manual* annotation is a time-consuming and error-prone task: the user has to read and understand the source code or trace executions with a debugger. Because BOUNDARY-identification errors can impair the tools’ accuracy and functionality, the manual-annotation requirement hinders the ability to apply the tools on a large scale.

We thus first conduct a manual field study to comprehend how the BOUNDARY is implemented and to discern its distinguishing characteristics. Our corpus contains 24 widely used C/C++ programs (Table 1) that employ configuration files or command-line parameters. Our study identifies various categories of BOUNDARIES: single-element BOUNDARIES, multi-element BOUNDARIES, or “blended” (i.e., no BOUNDARY). The study further indicates that 23 (96%) of the programs possess a single-element BOUNDARY. Accordingly, we developed SLASH, a tool to identify a BOUNDARY automatically. **SLASH focuses on the common case of identifying a BOUNDARY in applications that contain one or more single-element BOUNDARIES.** SLASH analyzes LLVM IR, and targets programs written in an imperative programming language, such as C or C++.

Our work makes the following contributions:

1. We conducted a manual field study to determine (i) to what extent real-world programs contain a BOUNDARY that separates configuration logic from the main-computation logic, and (ii) for programs that do contain a BOUNDARY, what structural patterns can be used to identify the end of the initialization/configuration phase (§3).
2. We present an algorithm that either identifies a BOUNDARY that separates

the initialization and main-computation phases, or reports that it was unable to do so (§5).

3. We implemented the `BOUNDARY`-identification algorithm in a tool, called `SLASH`, and evaluated it on (a) the 24 programs used in the manual field study, and (b) 21 popular C/C++ Github repositories not part of the manual field study (§6).
4. We demonstrate that the `BOUNDARIES` that `SLASH` identifies are suitable substitutes for the ones identified manually (by the respective developers) for two software-debloating tools [6, 2] and a configuration-error-checking tool [26].

2 Background

This section provides background on some concepts and patterns that we relied on in our manual field study.

2.1 Program Phases

An example of a `BOUNDARY` is shown in Figure 2, which represents a scaled-down version of the UNIX word-count utility `wc`: `wc` reads a line from `stdin`, counts the number of lines and/or characters in the input stream, and prints the results on `stdout`. This program has two phases, the code for which is found in disjoint regions:

- The *initialization phase* starts at the entry point of `main` (line 1), and ends at line 16.
- The *main-computation phase* starts at line 18 and continues to the end of `main` (line 28).

When the configuration logic in the initialization phase is executed, a parameter expressed in some *external format*—here `argv[1]` as a C string—is translated to an *internal format* and assigned to one or more program variables that host run-time configuration data. These variables are known as *configuration-hosting variables* [1]. In Figure 2, after the configuration logic executes, the configuration-hosting variables `count_char` and `count_line` each hold internal-format values of 0 or 1. The main-computation logic then performs the primary processing function of the program, with its actions controlled by the values of `count_char` and `count_line`.

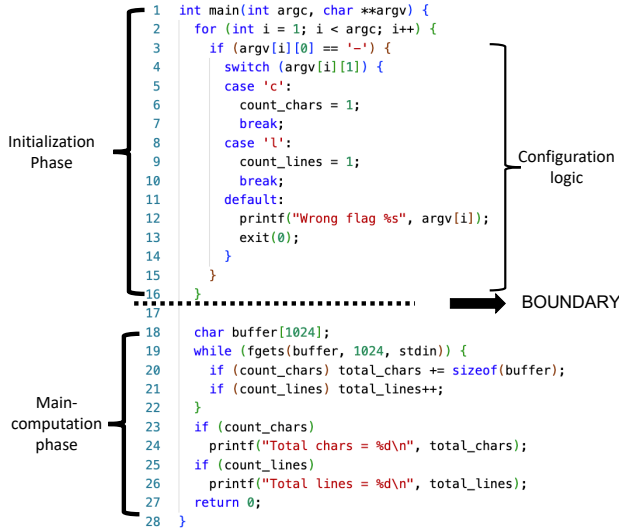


Figure 2: A scaled-down version of the `wc` utility. The `BOUNDARY` could be just before line 17, just before line 18, or just before line 19. LMCAS executes `wc` up to the `BOUNDARY` during the course of its analysis but its users are required to annotate the `BOUNDARY` location *manually*.

The two regions are tied together through the values of the configuration-hosting variables: when the main-computation phase executes, the values of `count_char` and `count_line` control which portions of the main logic execute. In `wc`, for instance, `count_char` controls whether lines 20 and 24 execute, and `count_line` controls whether lines 21 and 26 execute. In `wc`, there is a `BOUNDARY` at line 17 that physically separates the configuration logic from the main-computation phase.

2.2 Configuration-Logic Phases

To inform the process of identifying a `BOUNDARY`, it is crucial to understand the configuration logic and patterns inside the initialization phase. We adopt the taxonomy of configuration design of Zhang et al. [28], which involves the following configuration phases:

1. **Parse and Assign:** run-time-configuration information is first parsed and translated. Translated values of configuration parameters are typically Booleans, integers, or strings. In a **command-line program**, the inputs are provided via command-line arguments. In C/C++ programs,

command-line arguments are passed to `main()` via the parameters `argc` and `argv`: `argc` holds the number of command-line arguments, and `argv[]` is an array (of that length) of pointers; the elements of `argv[]` point to the different arguments passed to the program. The application then assigns values of `argv[]` elements to configuration-hosting variables according to a predefined argument-value mapping.

Similar logic is used in **configuration-file programs**. They also permit command-line arguments, yet they receive further arguments using configuration files, whose location is typically provided via one command-line argument. The configuration file is frequently parsed using a system-call API. For example, *Nginx* uses the Linux system call `pread`, and *DNSProxy* uses the C library function `fgets`. The application then usually assigns configuration-hosting variables values according to a predefined keyword-value mapping.

2. **Check and Exception/Error Handling:** in general, these steps are intertwined with the parse-and-assign step. They validate the provided inputs based on certain constraints, identify incorrect configuration parameters and—if present—provide user feedback and terminate the program.

Parse-assign-check steps are executed inside a loop until all configuration parameters are processed or an error arises. Once parameters pass checks, the main program can utilize these (translated) values to select functionalities. This processing completion denotes the transition from the initialization to the main-computation phase.

3 Understanding BOUNDARY Characteristics

This section describes our manual field study, conducted to determine (i) to what extent real-world programs contain a BOUNDARY that separates configuration logic from the main-computation logic, and (ii) for programs that do contain a BOUNDARY, what structural patterns exist that could be used to automate the process of identifying the BOUNDARY.

3.1 Methodology

Selection of subject programs. We manually inspected 24 widely-used [2, 6, 21, 22, 29] end-user and server C/C++ programs, listed in Ta-

Table 1: Results of the manual field study. Column 2 gives LOC (in thousands), based on readable LLVM IR. Column 3 indicates whether the program can receive additional configuration settings through a configuration file. Column 4 indicates if there are multiple acceptable (single-element) `BOUNDARY` locations. Column 5 specifies whether the location selected based on our manual inspection (typically the first acceptable `BOUNDARY` location) lies within or outside `main`.

| Program | kLOC | Config File | Multiple <code>BOUNDARY</code> | Inside <code>main</code> |
|-------------------|--------|-------------|-------------------------------------|--------------------------|
| End-User Programs | | | | |
| curl-7.47.0 | 31.6 | ✓ | ✓ | ✗ |
| date-8.32 | 56.9 | ✗ | ✗ | ✓ |
| diff-2.8 | 37.2 | ✗ | ✗ | ✓ |
| du-8.32 | 109.1 | ✗ | ✗ | ✓ |
| echo-8.32 | 11.0 | ✗ | ✗ | ✓ |
| gzip-1.2.4 | 26.7 | ✗ | ✓ | ✓ |
| id-8.32 | 15.1 | ✗ | ✗ | ✓ |
| kill-8.32 | 12.1 | ✗ | ✗ | ✓ |
| objdump-2.33 | 1049.0 | ✗ | ✗ | ✓ |
| psql-15 | 189.1 | ✗ | ✓ | ✓ |
| readelf-2.33 | 413.7 | ✗ | ✓ | ✓ |
| sort-8.32 | 55.9 | ✗ | ✗ | ✓ |
| tcpdump-4.10.0 | 608.6 | ✗ | ✗ | ✓ |
| uniq-8.32 | 14.8 | ✗ | ✗ | ✓ |
| wc-8.32 | 17.8 | ✗ | ✓ | ✓ |
| wget-1.17.1 | 165.5 | ✓ | ✓ | ✓ |
| Server Programs | | | | |
| bind-9.15.8 | 1755.1 | ✓ | ✓ | ✓ |
| DNSProxy-1.17 | 3.4 | ✓ | ✓ | ✓ |
| httpd-2.4.51 | 179.0 | ✓ | ✓ | ✓ |
| knockd-0.5 | 10.9 | ✓ | ✓ | ✓ |
| lighttpd-1.4.54 | 174.0 | ✓ | ✗ | ✗ |
| mini-httpd1-1.19 | 16.4 | ✓ | ✗ | ✓ |
| Nginx-1.19.0 | 589.2 | ✓ | ✓ | ✓ |
| PostgreSQL-15 | 4626.3 | ✓ | Multi-element <code>BOUNDARY</code> | |

ble 1. The configurations of these programs are provided either through command-line arguments or configuration files. The end-user programs include utilities (i.e., `sort`, `objdump`, `diff`, and `gzip`). The server programs include web servers (i.e., `Nginx`), DNS servers (i.e., `DNSProxy`), and database programs (i.e., `PostgreSQL`).

Manual-inspection procedure. We manually inspected the source code of the programs to see if we could identify a `BOUNDARY` location. The inspection was conducted by one person from our team, but a second

opinion was obtained for challenging cases, such as Nginx, httpd, and PostgreSQL. The manual field study was performed as follows:

- (a) We built the program and ran it with `-help` to display all runtime configuration parameters. For config-file programs, we also inspected the program's default configuration-file templates to identify the set of predefined keywords (e.g., Nginx uses the directive `gzip` to enable/disable compression).
- (b) Next, we identified the entry-point function in the source code. Because the study considered C/C++ programs, we searched for a function named "main" that has two parameters named "argc" and "argv."
- (c) We identified the locations in the source code where the configuration parameters are parsed, assigned, and checked (thereby identifying the configuration-hosting variables). A regular-expression search (based on the knowledge gained from step (a)) was sufficient for identifying such locations. We observed that some programs parse the configuration parameters outside of main; for instance, the main function of a command-line program might invoke another function and pass argv as a parameter. For configuration-file programs, we performed a regular-expression search to find (i) method names in APIs for reading/parsing files, and (ii) keywords used in the configuration file.

To supplement source-code inspection, we ran the programs with a debugger (GDB) to track the use of argv and identify the location where the provided configuration parameters are parsed. Similarly, we ran the configuration-file programs with GDB by specifying the configuration-file-parsing API as breakpoints.

- (d) We sought to identify a location for the BOUNDARY. We looked to see if the location just after the end of the loop containing the parse-assign-check logic was acceptable. In some cases, the BOUNDARY location was a bit further along in the program because the values of configuration-hosting variables are sometimes set or adjusted after the parse-assign-check loop when one configuration feature overrides another.

3.2 Results

Categories of BOUNDARIES. Our study identifies several types of BOUNDARIES within programs:

- **Single-element BOUNDARIES:** one or more sites exist that, individually,

Table 2: Number of programs in each BOUNDARY category.

| Dataset | Single-elem. | Multi-elem. | Blended |
|--------------------|--------------|-------------|---------|
| Manual field study | 23 | 1 | 0 |
| Previously unseen | 17 | 1 | 3 |

are each an acceptable BOUNDARY location (as in `wc` from Figure 2).

- **Multi-element BOUNDARIES:** No single-element BOUNDARY exists, but a collection of sites separate the program’s configuration logic from the main-computation phase.
- **“Blended” BOUNDARIES:** the application’s configuration logic is “blended” into the main-computation phase, yielding no clear BOUNDARY of the foregoing two types.

The manual-field study showed that 23 programs possess single-element BOUNDARIES. As illustrated in Figure 2, it is possible that there are multiple locations where a single-element BOUNDARY could be located. (The term “multiple single-element BOUNDARIES” should not be confused with “multi-element BOUNDARY”). E.g., in Figure 2 the BOUNDARY could be just before line 17, just before line 18, or just before line 19. Column 4 of Table 1 indicates which of the programs had multiple single-element BOUNDARIES. The remaining program, PostgreSQL (a database server), has a multi-element BOUNDARY. It is a Swiss-Army-knife program, consisting of several stand-alone programs, each with its own BOUNDARY OR BOUNDARIES.

The corpus of programs used in the manual field study (Table 1) had no instances of “blended” BOUNDARIES. However, our evaluation dataset of previously unseen programs (Table 4) contains three programs with “blended” BOUNDARIES. Table 2 shows the numbers of programs in each BOUNDARY category.

Behaviour of configuration-hosting variables. In 20 of the 24 programs, the values of the configuration-hosting variables are not changed after they are given values within the parse-assign-check loop. In three cases (`tcpdump`, `Gzip`, and `readelf`), we observed that feature interactions—in one case, involving a compile-time configuration feature (`#ifdef`)—can cause the program to change the value of a configuration-hosting variable after the parse-assign-check loop.

FIELD STUDY RESULTS: The study revealed that:

- 23 of the 24 programs have a single-element `BOUNDARY` that divides the program into its configuration logic and its main-computation logic.
- The assignments to configuration-hosting variables typically all occur inside a parse-assign-check loop that processes the command line or configuration file.
- Because of interactions among configuration features, the values of configuration-hosting variables are sometimes adjusted after the parse-assign-check loop.

3.3 Findings: Properties of the `BOUNDARY`

Our study revealed a set of properties that were common across the 23 programs in which we were able to identify a single-element `BOUNDARY`. We use these properties in §4 and §5 to address the problem of *automatically* identifying a suitable single-element `BOUNDARY` location.

The main property that we can infer from Figure 2 is that the `BOUNDARY` divides a program’s control-flow graph into two disjoint subgraphs. This property implies that the `BOUNDARY` is a so-called *articulation point* in the program (i.e., a vertex cut of the control-flow graph, of size 1). In addition, we observed that the `BOUNDARY` should be:

- **Reachable** from the entry point of the program.
- **Executed** exactly once, which eliminates the possibility that the `BOUNDARY` is inside a loop or a conditional statement.

To validate our hypothesis, we instrumented the programs by adding a print statement at the location where the `BOUNDARY` is identified (e.g., line 17 in Figure 2) and then executed the program several times with different sets of configuration parameters. If the print statement is executed, the run indicates the `BOUNDARY` is reachable from the entry; if the print statement is printed only once, the run indicates that the `BOUNDARY` is executed exactly once (for the given configuration).

In the debugging performed in step (c) of the manual inspection steps in § 3.1, we dynamically traced the uses of `argv` and calls to configuration-file parsing APIs as a way to pinpoint the locations where configurations are parsed, assigned, and checked. This use of dynamic tracing of `argv` during manual analysis suggests that a technique to identify `BOUNDARIES` automatically will need to perform dataflow analysis to track uses of `argv` statically.

FINDINGS: Properties relevant to identifying automatically a program’s `BOUNDARY` include:

1. Configuration-hosting variables are data dependent or control dependent on `argv`.
2. The `BOUNDARY` should be located after at least one loop.
3. The `BOUNDARY` represents an articulation point in the program’s control-flow graph.
4. The `BOUNDARY` should be reachable from the entry point and executed only once.

4 The `BOUNDARY`-Identification Problem

This section provides an abstract overview of the `BOUNDARY` concept, presenting the process of `BOUNDARY` identification as a form of staging transformation (§4.1). It then defines the `BOUNDARY`-identification task (§4.2 and §4.3).

4.1 An Idealized View

At an abstract level, automated `BOUNDARY` identification can be thought of as a kind of *staging transformation* [10] that isolates (or “stages”) the processing of a program’s configuration parameters. Staging transformations were originally proposed to separate a program’s computation into stages for optimization purposes. In our context, given a program $P(x)$ with body $f(x)$, where x represents some configuration parameter, we wish to consider P as having the form shown below in the second line:

$$\begin{aligned} P(x) &= f(x) \\ \rightarrow P(x) &= \text{let } t = \text{translate}(x) \text{ in } g(t) \end{aligned} \tag{1}$$

Here, $\text{translate}(\cdot)$ converts from the external configuration-specification format to the internal format, and t is a configuration-hosting variable. Thus,

- “`let $t = \text{translate}(x)$ in ...`” represents the configuration logic of P .
- “ $g(t)$ ” represents the main logic, which performs the primary processing function of P , based on the value of configuration-hosting variable t .

The `BOUNDARY`-identification challenge is to find the code that constitutes *translate* within function definition f .

This abstract characterization of `BOUNDARY` identification permits giving a “rational reconstruction” of some previous work. For instance, both PCHECK [26] and Zhang et al. [28] propose methodologies to ensure that the value of a configuration parameter is checked against an appropriate constraint $\varphi(\cdot)$ on the parameter before it is used. Thus, if one has program $P(x)$ in the form shown on the second line of Eqn. (1), the essence of both PCHECK and the Zhang et al. paper is to transform P as follows:

$$\begin{aligned} P(x) &= \text{let } t = \text{translate}(x) \text{ in } g(t) \\ \rightarrow P(x) &= \text{let } t = \text{translate}(x) \\ &\quad \text{in if } \varphi(t) \text{ then } g(t) \text{ else abort} \end{aligned} \quad (2)$$

Furthermore, several issues discussed in [14, 20, 12, 11] can be characterized as “it is advantageous to separate the configuration logic from the program’s main-computation logic for the sake of facilitating configuration tracking and analysis,” which at an abstract level amounts to:

$$\begin{aligned} &\text{Given program } P \text{ in the form} \\ P(x) &= \text{let } t = \text{translate}(x) \text{ in } g(t) \\ &\text{Analyze the usage of } t \text{ in } g(t) \end{aligned} \quad (3)$$

For instance, LOTRACK’s usage analysis aims to identify code fragments corresponding to load-time configurations [12, 11] in Android and Java programs.

Finally, LMCAS [2] relies on manual techniques to identify a program’s `BOUNDARY`, and then performs partial evaluation [9] with respect to the values of configuration-hosting variables. Abstractly, LMCAS operates similarly to what was discussed above, except that P is now a two-argument program, $P(x, y)$.

$$\begin{aligned} P(x, y) &= \text{let } t = \text{translate}(x) \text{ in } g(t, y) \\ \rightarrow P_x(y) &= g_t(y) \end{aligned} \quad (4)$$

Program $P_x(y)$ is a version of $P(x, y)$ specialized with respect to a specific value of x . The body of $P_x(y)$ is obtained by finding and evaluating $t = \text{translate}(x)$, and then running a partial evaluator on g with static input t to create $g_t(y)$, which is a version of $g(t, y)$ specialized on the value of t .

4.2 Terminology and Notation

Because the `BOUNDARY` constitutes an articulation point in the program, we formulate the `BOUNDARY`-identification task as a vertex-cut graph-partitioning problem.

Definition 1 Let $G = (V, E, v_{en}, v_{ex})$ denotes the Interprocedural Control-Flow Graph (ICFG) of a program P . Vertices v_{en} and v_{ex} represent the entry vertex corresponding to the main and end of the program, respectively.

Without loss of generality, we assume that each vertex in G is reachable from v_{en} along a path in which each procedure-return edge is matched with its closest preceding unmatched procedure-call edge (a so-called “interprocedurally valid path” [24, §7-3]). A vertex v in the control-flow graph G_Q of some procedure Q is said to be an *articulation point* if removing v , and all control-flow edges into and out of v , partitions G_Q into two non-empty subgraphs.

4.3 Problem Definition

In the abstract view of the BOUNDARY-identification problem discussed in §4.1, a command-line or configuration-file program $P(x) = f(x)$ has the form shown on the second line of Eqn. (1).

Eqn. (1) is stated in an abstract form, as if we were considering a program in a functional programming language. However, we need to translate this idea to something that is suitable for an imperative programming language, such as C/C++. In such a case, configuration parameter x will be `argv`.

Our goal is to identify $translate(x)$, whose end is considered to be the BOUNDARY (but in an imperative program), which leaves us with two questions:

1. What is a suitable “choke point” in the program, analogous to the hand-off from “ $t = translate(x)$ ” to $g(t)$ in Eqn. (1)?
2. What does “the program has finished $translate(x)$ ” mean?

With respect to question (1), a natural approach is in terms of the articulation points of the program’s control-flow graph G : the candidate choke points are the articulation points of G (denoted by V_{AP}). In general, G can have many articulation points. We need some other conditions to specify which member of V_{AP} we want: the BOUNDARY separates the vertices of G into the configuration logic (denoted by V_c)—which is analogous to $translate(x)$ —and vertices belong to the main-computation logic (denoted by V_m)—which is analogous to $g(t)$.

With respect to question (2), discovering the end of $translate(x)$ entails identifying the *configuration-hosting variables* [1] (which are analogous to

variable t in Eqn. (1)). These variables are either (a) assigned configuration values directly, or (b) control dependent on branch expressions involving configuration quantities. As supported by the findings from our manual study (§3), the assignments to configuration-hosting variables (i) typically all occur inside a parse-assign-check loop that processes the command line or configuration file, but (ii) some additional assignments to them may occur after the parse-assign-check loop because of interactions among configuration features. Configuration-hosting variables are typically live variables in the main logic; moreover, they are used without their values being modified in the main-computation phase [12, 3]. We formalize this concept as follows:

CONFIGURATION-HOSTING VARIABLES (C_{host}).

1. Let v_x denote the CFG vertex that models the passing of configuration parameter x to `main`.
2. Let $V_{host} = \{v_0, v_1, \dots, v_n\}$ denote the set of vertices that represent assignments to configuration-hosting variables: $v_i \in V_{host}$ if
 - (a) v_i is flow dependent on v_x , denoted by $v_x \rightarrow_f v_i$, or
 - (b) v_i is control dependent on a vertex w_x that uses x .
3. The set of configuration-hosting variables C_{host} is the set of variables that are assigned to at some member of V_{host} .

For instance, in the scaled-down word-count program in Figure 2, the global variables `count_chars` and `count_lines` are assigned values at lines 6 and 9, respectively; these assignments are control-dependent on vertices that use `argv` (i.e., the branch-conditions on lines 3 and 4, which play the role of w_x in item (2b)). Thus, by item (2b), V_{host} consists of the assignments at lines 6 and 9, and by item (3), C_{host} is $\{\text{count_chars}, \text{count_lines}\}$.

With the concept of C_{host} in hand, we can now state the BOUNDARY-identification problem.

PROBLEM DEFINITION: Find an articulation point B of CFG G that is reachable from v_{en} , and

1. is located after a loop,
2. post-dominates every assignment to a member of C_{host} , and
3. for each $c \in C_{host}$, all paths from B to v_{ex} are free of definitions to c .

Return the closest B to the entry as the BOUNDARY.

The control-flow vertex for line 16 of Figure 2 is an articulation point

that meets the conditions of the problem definition:

- it is located after the end of the for-loop on lines 2-16
- it post-dominates every assignment to `count_chars` and `count_lines`, and
- all paths from that point to the end of the program are free of definitions to `count_chars` and `count_lines`.

Finally, the articulation point at line 16 is the closest to the entry point in terms of distance along control-flow edges.

5 Automatic BOUNDARY Identification

Algorithm 1: Single-element BOUNDARY-identification algorithm.

```

Input: Program P, SrcProcedure
Output: BOUNDARY
1  Entry point Entry = getEntryPointBasicBlock(P)
2  G = computeICFG(P)
3  Initialize ConfigHostVars  $V_{host}$ , BoundaryCandidates BC
4  /* Identification of BOUNDARY Candidates (Section 5.1) */
5  T = computeTaintAnalysis(G, SrcProcedure);
6  foreach node ∈ G do
7      foreach Res ∈ T.getTaintResultsAt(node) do
8          foreach Op ∈ node.operands() do
9              if Op = Res ∧ isAssignmentInst(node) then
10                  $V_{host} \cup = node.getBasicBlock()$ 
11                 if Op = Res ∧ isControlDependent(node, Op) then
12                      $V_{host} \cup = getAssignmentsIn(node.getBasicBlock())$ 
13   $C_{host} = identifyVariablesAssignedToIn(V_{host})$ 
14  /* Add a loop's successors, if  $C \in V_{host}$  is within a loop */
15  SCCs = computeStronglyConnectedComponents(G)
16  foreach C ∈  $V_{host}$  do
17      if isInLoopStructure(C, SCCs) then
18           $BC \cup = getLoopExitBlocks(C)$ 
19      else  $BC \cup = C$ 
20  AP = computeArticulationPoints(G)
21   $BC = BC \cap AP$ 
22  foreach C ∈ BC do
23      if isReachableFromEntry(C) then
24          /* Find proxies in main for BOUNDARY candidates in other procedures */
25          if C ∉ main then
26              foreach CallSite ∈ main do
27                  if isReachable(CallSite, C) then
28                       $BC = BC \setminus \{C\}$ 
29                       $BC \cup = CallSite.getBasicBlock()$ 
30      else  $BC = BC \setminus \{C\}$ 
31
32   $BC = BC \cap AP$  /* Proxies must be articulation points */
33  /* BOUNDARY Identification (Section 5.2) */
34  DG = computePostDominators(G)
35  foreach C ∈ BC do
36      /* C1: Check that BOUNDARY is located after a loop */
37      if !followsLoop(C) then
38           $BC = BC \setminus \{C\}$ 
39      /* C2: Check whether C post-dominates every assignment d to a var in  $C_{host}$  */
40      PostDominatesFlag = true
41      foreach assignment d to a variable in  $C_{host}$  do
42          if !postDominates(DG, C, d.getBasicBlock()) then
43              PostDominatesFlag = false
44               $BC = BC \setminus \{C\}$ 
45      /* C3: Check for definition-free paths from C to  $v_{ex}$  using constant propagation */
46      if PostDominatesFlag then
47          foreach var ∈  $C_{host}$  do
48              if !isConstant(G, var, C,  $v_{ex}$ ) then
49                   $BC = BC \setminus \{C\}$ 
50  BOUNDARY = closestReachableFromEntry(BC)
51  if BOUNDARY = ∅ then
52      return null
53  else return BOUNDARY
54

```

This section presents our algorithm to solve the **BOUNDARY**-identification problem defined in §4.3. The algorithm is given as Alg. 1. The discussion of Alg. 1 is structured in two parts, which correspond to lines 4–32 and 33–53, respectively.

- **Identification of **BOUNDARY** Candidates (§5.1).** This phase identifies a set of **BOUNDARY** candidates, which are a subset of the set of articulation points of the control-flow graph.
- ****BOUNDARY** Identification (§5.2).** This phase eliminates all **BOUNDARY** candidates that do not satisfy the three properties of a **BOUNDARY** given in the problem definition in §4.3.

5.1 **BOUNDARY** Candidates (Lines 4–32)

This phase performs taint analysis and control-flow analysis to identify a set of **BOUNDARY** candidates. It performs taint analysis to identify the set of configuration-hosting variables C_{host} and the set of assignments V_{host} defined in §4.3 (lines 5–13). Some adjustments are made when the latter assignments are either inside a loop (lines 15–19), or in a procedure other than `main` (lines 22–31). In particular, for each candidate not in `main`, a proxy location is considered just after the appropriate call in `main` that would reach the candidate.

The algorithm performs control-flow analysis to identify the set of articulation points in G (line 20). The outcome of this phase is the intersection between the set of articulation points and the (adjusted) set of vertices that represent assignments to configuration-hosting variables (first performed at line 21 to reduce the cost of the proxy-finding loop, then at line 32).

5.2 **BOUNDARY** Identification (Lines 33–53)

This phase eliminates all **BOUNDARY** candidates that do not satisfy the three conditions of a **BOUNDARY** given in the problem definition in §4.3, namely, each $C \in BC$ must (C1) be located after a loop, (C2) post-dominate every assignment to a member of C_{host} , and (C3) for each $var \in C_{host}$, all paths from B to v_{ex} are free of definitions to var . The algorithm removes from BC any vertex C that fails to satisfy all three conditions; see lines 37–38, 40–44, and 46–49, respectively.

To verify condition (C1), the algorithm checks whether candidate

$C \in BC$ is located after a loop (lines 37-38). To verify condition (C3), the algorithm can use standard techniques—e.g., IFDS-based [19], inter-procedural constant propagation for each configuration-hosting variable var , starting at candidate $C \in BC$. If the analysis reports that var is not constant at exit point v_{ex} , then var might be (re)defined on some path from C to v_{ex} , and hence condition (C3) is violated.

This phase returns null if all BOUNDARY candidates are eliminated (lines 51–52); otherwise, it returns the candidate that is closest to v_{en} , the entry point of procedure main (lines 50 and 53). The distance metric used to calculate the closest BOUNDARY candidate is the shortest path in terms of control-flow edges.

5.3 Discussion

Limitations. Alg. 1 gives an idealized algorithm that works on an ICFG, yet SLASH operates on the ICFG only partially. Specifically, for (a) finding post-dominators, and (b) finding articulation points our implementation works on individual CFGs in a procedure-by-procedure manner. Listing 1 sketches this variant:

```

AP, DTs :=  $\emptyset$ ;
foreach procedure P {
    DTs := DTs  $\cup$  computePostDominators(CFG(P))
    AP := AP  $\cup$  computeArticulationPoints(CFG(P)) }

```

Listing 1: Variant of *computePostDominators* and *computeArticulationPoints* used in our implementation of Algorithm 1

Consequently, when a BOUNDARY candidate is located in some procedure p other than main, the candidate is relocated to the CFG of main by finding a proxy location for the candidate. We use the basic block of main that contains the call site that calls p (directly or transitively).

A second limitation of SLASH is that it targets only single-element BOUNDARIES. When run on a multi-element-BOUNDARY program, it could either return the empty set (a correct answer with respect to the question of whether a single-element BOUNDARY exists) or some singleton set (which is a false positive). (In the latter case, our experience is that SLASH returns one of the elements of the multi-element BOUNDARY, and the rest of the elements are other BOUNDARY candidates.) When run on a program in the “blended”-BOUNDARY case, SLASH returns the empty set (correct with

respect to the question of whether a single-element BOUNDARY exists). In this case, it never returns a singleton set because the intertwining of the configuration logic and the main-computation logic causes the properties required of a single-element BOUNDARY to be violated.

Time Complexity. The overall worst-case running time of the algorithm is bounded by $O(|E| \cdot |D|^3 + |N|^2 + |E|)$, where N and E are the sets of nodes and edges, respectively, of the program’s ICFG, and D is the domain(s) used in the data-flow problems (taint analysis and constant propagation) [19].

6 Evaluation

Our experiments were designed to answer three questions:

- **RQ1:** Can SLASH identify the BOUNDARY location correctly for command-line and configuration-file programs? (§6.1 *shows that SLASH can identify the presence/absence of the BOUNDARY for 87.5% of the programs in the field study and for 85.7% of the programs in a previously unseen dataset.*)
- **RQ2:** How expensive is SLASH in terms of running time and memory usage? (§6.2 *reports that total analysis time on 23 apps is 8.5 minutes, with max. memory consumption of 4.4GB.*)
- **RQ3:** Can SLASH alleviate the manual efforts required to use existing debloating tools? (§6.3 *demonstrates that SLASH’s integration with two debloating tools eliminates a user-annotation requirement without breaking their functionality.*)

The evaluations were carried out on an Ubuntu 16.04 PC with an Intel i7-5600U CPU @ 2.6GHz and 16 GB RAM.

6.1 RQ1: Accuracy of SLASH

The accuracy of SLASH is defined as its ability to determine whether the subject program contains an acceptable single-element BOUNDARY. A correct answer means that SLASH identified one of the suitable BOUNDARY locations, or correctly indicated that the program lacks any suitable location.

We conducted our evaluation using two sets of programs: (i) the programs considered in the manual field study (§3, Table 1), and (ii) the 21 programs listed in Table 4, which were neither involved in the manual field study nor examined to determine BOUNDARY properties. The latter set was introduced to provide an unbiased test of accuracy results.

Table 3: Results of SLASH’s evaluation. Columns 3 & 4 represent the number of pointers and allocation sites, respectively. Column 5 indicates whether SLASH could identify the BOUNDARY location correctly. (“✗(✓)” means that SLASH did not succeed “out of the box,” but was successful when provided with suitable stubs for two library functions.) Column 6 specifies SLASH’s average running time in seconds, and column 7 indicates the maximum amount of memory usage in MB (both over 10 runs).

| Program | kLOC | #ptr | #alloc | Correct BOUNDARY | Analysis Time | Memory |
|--------------------------|--------|--------|--------|---------------------|------------------|--------|
| End-user Programs | | | | | | |
| curl-7.47.0 | 31.6 | 10228 | 785 | ✗ | 119.6 | 1526 |
| date-8.32 | 56.9 | 7613 | 979 | ✓ | 26.9 | 698 |
| diff-2.8 | 37.2 | 5331 | 842 | ✓ | 2.9 | 213 |
| du-8.32 | 109.1 | 19168 | 2756 | ✓ | 3.5 | 299 |
| echo-8.32 | 11.0 | 1687 | 305 | ✓ | 0.5 | 72 |
| gzip-1.2.4 | 26.7 | 2952 | 420 | ✓ | 0.6 | 112 |
| id-8.32 | 15.1 | 2368 | 418 | ✓ | 1.8 | 135 |
| kill-8.32 | 12.1 | 1819 | 348 | ✓ | 1.7 | 130 |
| objdump-2.33 | 1049.0 | 209651 | 21984 | ✓ | 37.7 | 1261 |
| psql-15 | 189.1 | 37921 | 3798 | ✓ | 7.4 | 305 |
| readelf-2.33 | 413.7 | 76842 | 8325 | ✓ | 4.5 | 400 |
| sort-8.32 | 55.9 | 9902 | 1549 | ✓ | 4.0 | 254 |
| tcpdump-4.10.0 | 608.6 | 152999 | 11945 | ✓ | 24.1 | 1431 |
| uniq-8.32 | 14.8 | 2340 | 442 | ✓ | 1.9 | 136 |
| wc-8.32 | 17.8 | 3000 | 509 | ✓ | 1.8 | 138 |
| wget-1.17.1 | 165.5 | 30069 | 4036 | ✓ | 2.7 | 276 |
| Server Programs | | | | | | |
| bind-9.15.8 | 1755.1 | 326408 | 41391 | ✓ | 228.8 | 4292 |
| DNSProxy-1.17 | 3.4 | 583 | 79 | ✓ | 0.1 | 53 |
| httpd-2.4.51 | 179.0 | 75032 | 6927 | ✗(✓) | 2.2 | 278 |
| knockd-0.5 | 10.9 | 2062 | 177 | ✓ | 0.1 | 57 |
| lighttpd-1.4.54 | 174.0 | 34932 | 3527 | ✓ | 1.7 | 195 |
| mini-httpd1-1.19 | 16.4 | 2935 | 323 | ✓ | 1.9 | 147 |
| Nginx-1.19.0 | 589.2 | 116710 | 9307 | ✓ | 32.7 | 1232 |
| PostgreSQL-15 | 4626.3 | 880507 | 126401 | ✗ | 575.6 | 8313.7 |

6.1.1 Accuracy based on Manual-Field-Study Dataset

For each program in the evaluation dataset, we measured the accuracy of SLASH in identifying the correct BOUNDARY location using the following methodology:

1. Manually annotate the target program’s source code with the (single-element) BOUNDARY location that is closest to the entry point of main in terms of distance along control-flow-graph edges, and generate the LLVM IR bitcode. This information serves as ground truth.

Table 4: Results of SLASH’s evaluation based on the previously unseen programs. Popularity is based on the number of stars. Column 5 reports the BOUNDARY type based on the manual inspection of the source code. Column 6 indicates the outcome of SLASH’s analysis: (P) means a BOUNDARY is present; (A) (for “absent”) indicates that no BOUNDARY is present.

| Repo (Program) | Category | Popularity | kLOC | BOUNDARY Type | SLASH Results | Accuracy |
|----------------------------|------------------|------------|--------|---------------|---------------|----------|
| AFLplusplus(afl-fuzz) | Software Testing | 3.7k | 164.9 | Single | P | ✓ |
| blurhash(blurhash_encoder) | Image Processing | 13.8k | 58.6 | Blended | A | ✓ |
| Caffe(caffe) | Machine Learning | 33.5k | 17.2 | Blended | A | ✓ |
| fish-shell(fish) | Utility | 21.8k | 696.3 | Single | P | ✓ |
| coreutils(chown) | Utility | 3.5k | 3.37 | Single | P | ✓ |
| coreutils(rm) | Utility | 3.5k | 3.4 | Single | P | ✓ |
| GoAccess(goaccess) | Web | 16.4k | 189.7 | Single | P | ✓ |
| hashcat(hashcat) | Utility | 17.4k | 978 | Single | P | ✓ |
| jq(jq) | Utility | 25.3k | 300.1 | Single | P | ✓ |
| masscan(masscan) | network | 21.3k | 223 | Single | P | ✗ |
| memcached(memcached) | Data | 12.6k | 73.1 | Single | P | ✓ |
| n^3 (nnn) | Data | 16.4k | 46.4 | Single | P | ✓ |
| Redis(redis) | Data | 60k | 1437.4 | Single | OOM | OOM |
| rethinkdb(rethinkdb) | Data | 26.2k | 839.1 | Multi-element | P | ✗ |
| skynet(skynet) | Games | 12k | 629.7 | Blended | A | ✓ |
| Tesseract(tesseract) | Image Processing | 51.9k | 2204.6 | Single | P | ✓ |
| the_silver_searcher(ag) | Utility | 25k | 28.2 | Single | P | ✓ |
| tmux(tmux) | Utility | 29.5k | 593.6 | Single | P | ✓ |
| trojan(trojan) | Network | 17.8k | 346.6 | Single | P | ✓ |
| twemproxy(nutcracker) | Network | 11.8k | 152.8 | Single | P | ✓ |
| wrk(wrk) | Web | 34.5k | 1203.3 | Single | P | ✓ |

2. Pass an un-annotated LLVM IR bitcode of the same target program to SLASH, which annotates one basic block of the bitcode as the BOUNDARY.
3. Check whether the basic block identified by SLASH matches the ground truth. If the check passes, then SLASH is successful in identifying the BOUNDARY.

SLASH accurately reports the existence/absence of an acceptable BOUNDARY for 21 out of 24 programs (87.5%) in Table 3. SLASH fails to report an accurate BOUNDARY location for curl, httpd, and PostgreSQL because of the following reasons:

- *A Swiss-army-knife program*: as mentioned in §3, PostgreSQL requires a multi-element BOUNDARY. While this category is not within the purview of the SLASH, we still ran SLASH on PostgreSQL. SLASH was able to correctly identify the entire set of elements of the multi-element BOUNDARY as BOUNDARY candidates, but returned the one nearest to the program entry point as per line 50 of Alg. 1.

- *Definitions of two argument-parsing functions are unavailable:* `httpd` uses `libapr` (Apache Portable Runtime) (specifically `apr_getopt_init` and `apr_getopt`) to parse command-line arguments. Only the declarations of these functions exist in the LLVM bytecode; their definitions are not available, which prevents `SLASH` from performing taint analysis—and thus from identifying the correct `BOUNDARY` location. However, when provided with suitable stubs—i.e., taint-analysis summaries that describe the dependencies of outputs on inputs in `apr_getopt_init` and `apr_getopt`—`SLASH` is able to identify the `BOUNDARY` location correctly.
- *Configuration logic and main-computation phase in the **same** procedure called from `main`:* `SLASH` always places the `BOUNDARY` inside `main`, just after the call site that contains the code identified as the configuration logic. However, in `curl` both the configuration logic and the main-computation logic reside in the **same** callee of `main`. `SLASH` is unable to identify the `BOUNDARY` correctly because no location in `main` separates the configuration logic from the main-computation logic.

6.1.2 Accuracy based on Previously Unseen Programs

This dataset contains programs that were not employed to deduce the `BOUNDARY`'s traits (§3).

Selection of Subject Programs. This dataset was acquired by cloning starred C/C++ projects from GitHub with 3k stars or more, which yielded 100 repositories. We then excluded repositories that (a) include other programming languages (such as Python, JavaScript, etc.), (b) incorporate GUI functionality, (c) did not contain an entry point (i.e., firmware), or (d) did not build successfully. This process yielded the 21 repositories listed in Table 4. Of these repositories, 18 possess a single-element `BOUNDARY`, one has a multi-element `BOUNDARY`, and two lack any `BOUNDARY` (see Table 2). These findings corroborate the outcomes of the field study (§3).

For each program in the unseen dataset, we assessed the accuracy of `SLASH` using the following approach:

1. Generate the LLVM IR bytecode (without any instrumentation) and analyze it using `SLASH`.
2. Manually examine the source code to compare with `SLASH`'s outcome. `SLASH`'s result is considered correct if (i) the `BOUNDARY` iden-

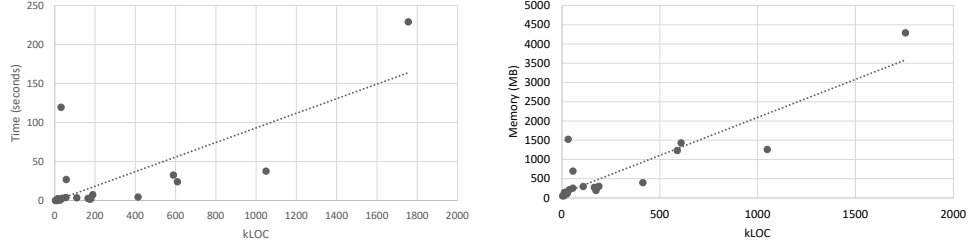


Figure 3: Lines of code versus time (left) and memory (right).

tified by SLASH aligns with the manually identified location, or (ii) SLASH does not detect any BOUNDARY and the manual inspection confirms the absence of an acceptable single-element BOUNDARY (i.e., the program has multi-element BOUNDARIES OR NO BOUNDARY).

Table 4 presents the BOUNDARY-identification results for the unseen programs. For 18 out of the 21 programs, SLASH accurately reports the existence/absence of an acceptable (single-element) BOUNDARY.

The three cases for which SLASH reported an inaccurate result were as follows:

- *rethinkdb*: SLASH returns a single location in `main`, rather than a set of locations that constitute a multi-element BOUNDARY.
- *masscan*: Although the identified BOUNDARY satisfies all BOUNDARY properties, the code before this BOUNDARY does not actually parse the configurations. Instead, it configures the program to report debug information in case it crashes. A single variable, `is_backtrace`, is initialized inside a loop that parses `argv`, whereas the rest of the configuration-hosting variables are parsed inside another loop inside the function `masscan_command_line`, which is called from `main`. SLASH does mark the latter location as a candidate BOUNDARY initially, but it is then eliminated because it is not the closest to the entry of `main` (line 50 of Alg. 1).
- *Redis*: Despite running on a server with 192GB of memory, SLASH’s data-flow analysis phase exhausted memory.

6.2 RQ2: Performance of SLASH

We measured the analysis time and memory usage for each program in Table 3 (averaged over 10 runs) using the UNIX `time` tool, which provides the total analysis time and the peak memory usage that a process uses. As

shown in Fig. 3, analysis times and memory consumption scale roughly linearly with lines of code. (In both plots, the outliers are `curl` and `bind` on the high side and `readelf` and `objdump` on the low side.)

`SLASH`'s taint analysis is influenced by a program's characteristics, such as the number of pointer variables (both # of pointer variables declared and # of statements that use a pointer variable), stores/loads, indirect call sites, etc. [22, 23], which affect the number of data-flow facts that need to be propagated through the target program and are not strictly linked to the number of lines of code. Table 3 provides information about the number of pointers and allocation sites in each program. We calculated the Pearson Correlation Coefficient to establish the strength of the relationship between kLOC, number of pointers, allocation sites, analysis time, and memory usage. The Correlation Coefficient in general was over 0.95, which indicates a positive linear relationship between these factors.

6.3 RQ3: Effectiveness of `SLASH`

We discuss three case studies to demonstrate the benefits of integrating `SLASH` in state-of-the-art software-debloating tools [2, 6] and configuration-error detection tools [26]. The case studies explain how the integration of `SLASH` with these tools alleviates the manual effort required by a developer, thus making the tools easier to use. These tasks involve combing through source code to track `argc` and `argv` usage, and potentially debugging complex programs to ensure the `BOUNDARY` is reachable from the program's entry point.

6.3.1 Integration with LMCAS

LMCAS [2] is a debloating tool that applies partial evaluation to specialize a program to a particular run-time configuration. Currently, the LMCAS user is required to annotate the program to specify the `BOUNDARY`.

We incorporated `SLASH` into the LMCAS pipeline: a program's LLVM IR bitcode is annotated by `SLASH` with the program's `BOUNDARY` location, and then passed to LMCAS. We evaluated our extension of LMCAS on the programs (obtained from the LMCAS dataset) listed in Table ???. Our aim was to understand the efficiency gained by integrating `SLASH` into LMCAS. Improved efficiency means (1) reducing or eliminating the burden on the LMCAS user of identifying a program's `BOUNDARY` location, and (2) making

Table 5: Effectiveness of `SLASH` in facilitating `BOUNDARY`-identification for LMCAS.

| Program | BOUNDARY ident. time | | Correct BOUNDARY | Functionality Preserved |
|---------|---------------------------------|---------------------------------|---------------------|----------------------------|
| | LMCAS (minutes) ^a | <code>SLASH</code> (seconds) | | |
| chown | 5 - 10 | 0.6 | ✓ | ✓ |
| date | 5 - 10 | 1.8 | ✓ | ✓ |
| gzip | 5 - 10 | 0.3 | ✓ | ✓ |
| rm | 5 - 10 | 0.7 | ✓ | ✓ |
| sort | 5 - 10 | 1.4 | ✓ | ✓ |
| uniq | 5 - 10 | 0.4 | ✓ | ✓ |

^a Reported by the LMCAS authors [2].

sure that automatic `BOUNDARY` identification does not affect LMCAS’s ability to create a correctly working debloated program. Correct functionality can be validated by running the debloated programs with the supplied test inputs, omitting the flags specifying the features for which they have been debloated. We matched the output of the debloated program with that of the original program, which was supplied the appropriate feature flags and the same inputs. If the output is the same, the debloated program is considered to have preserved the functionality. We also check that the `SLASH`-annotated programs do not crash the LMCAS debloating pipeline.

Table ?? reports the results of this experiment. `SLASH` reduces the analysis time of the `BOUNDARY`-identification step in LMCAS from minutes to a few seconds. It also eliminates human error due to manual analysis. Finally, `SLASH` + LMCAS preserves the functionality of debloated programs (and `SLASH` does not break the debloating pipeline of LMCAS).

6.3.2 Integration with Temporal Specialization

The temporal-specialization tool [6] reduces the attack surface of a server program by disabling unneeded system calls. The system calls to disable are determined by splitting server programs into phases of initialization and serving: any system call never used in the serving phase is to be disabled once the (manually identified) “transition point” between the phases is reached. Clearly, a transition point is the same concept as a `BOUNDARY`, so `SLASH` can be applied to the problem of transition-point

Table 6: Effectiveness of `SLASH` in facilitating transition-point identification for the `temporal-specialization` tool.

| Program | Correct BOUNDARY | Master func. in config. logic | Worker func. in main logic |
|-----------|---------------------|----------------------------------|-------------------------------|
| Bind | ✓ | ✓ | ✓ |
| Memcached | ✓ | ✓ | ✓ |
| Nginx | ✓ | ✓ | ✓ |
| Apache | ✓ | ✓ | ✓ |
| Lighttpd | ✓ | ✓ | ✓ |
| Redis | OOM | OOM | OOM |

identification. The functions for the initialization and serving phases are called the *master* and *worker*, respectively. Our evaluation tested whether the function calls representing each phase are correctly separated. We performed the following steps: (i) for each program in Table 6 (obtained from the `temporal-specialization` dataset), we ran `SLASH` to identify the `BOUNDARY`; (ii) as ground truth, we used the master and worker functions employed in the `temporal-specialization` evaluation: If the configuration logic identified by `SLASH` includes a call to the master function, and the main-computation logic identified by `SLASH` contains a call to the worker function, we considered `SLASH` to have identified an appropriate transition point. As shown in Table 6, `SLASH` identified an appropriate transition point in each example, except for Redis, where the analysis again ran out of memory (OOM).

6.3.3 PCHECK

`PCHECK` is an analysis tool that aims to detect configuration errors. It generates configuration-checking code to be invoked after program initialization. `PCHECK` requires users to identify the `BOUNDARY` manually.

We could not integrate `SLASH` with `PCHECK` because its implementation is unavailable. `PCHECK`’s dataset includes three Java and three C/C++ programs, but the only `BOUNDARIES` defined in the paper are for Squid (C++) and HDFS (Java). Thus, we focused our attention on Squid (786k LOC). `SLASH` successfully identified Squid’s `BOUNDARY` in 41 seconds.

7 Threats to Validity

We outline threats to the validity of our approach, along with the applied mitigations:

- **Scope of the study** (Internal & external validity). We investigated programs whose configurations are provided through command-line input or configuration files. Some of our findings may not generalize to other kinds of software, such as event-driven programs (e.g., Android programs). For the field study, we selected a diverse set of widely used, mature programs. However, to avoid bias, we evaluated `SLASH` using popular programs from GitHub that we had *not* used to identify `BOUNDARY` properties.
- **Robustness of `BOUNDARY` properties** (External validity). The properties used by `SLASH` to infer `BOUNDARY` locations were inferred from the 24 programs in Table 1. Moreover, the properties used by `SLASH` do not depend on heuristics like function/variable names and data types like `int/string`. `SLASH` also does not exploit special idioms that are used by some programmers for parsing programs’ configurations. For instance, we observed that the GNU Coreutils programs use a particular idiom (i.e., the invocation of the function `getopt_long` inside a while-loop) for parsing command-line parameters. Instead, we decided to have `SLASH` rely on high-level structural properties that are driven by program-configuration semantics. The evaluation of 21 unseen programs validates the identified `BOUNDARY` properties in common programs and confirms `SLASH`’s effectiveness in boundary identification.
- **Incorrect propagation of data flows** (External Validity). Our taint analysis, discussed in §5.1, is sound under practical assumptions, such as `system` and `libc` calls behaving as expected. It does not account for `lsetjmp` and `llongjmp` usage or dynamically loaded code via `dlopen/dlsym`. If these assumptions are violated, the analysis becomes unsound.

Finally, there is the question of the soundness `SLASH`’s results when run on the three different kinds of `BOUNDARY` cases.

- **Single-element**: `masscan` shows that `SLASH` is fallible, and can return an incorrect answer when a single-element `BOUNDARY` exists (see §6.1.2). The `masscan` result constitutes both a false positive and a false negative.
- **Multi-element**: in our limited experience, `SLASH` identifies the locations of a multi-element `BOUNDARY` as (individual) candidates, but because

SLASH returns just a singleton location in main, the answer returned is a false positive.

- **Blended:** SLASH returns null, because the “blended” case involves violations of single-element-BOUNDARY properties.

8 Related Work

Multi-cut for Program Decomposition. Multi-cut algorithms [4] have been used in several program-optimization methods [8, 15, 13]. Ma et al. [13] presented a vertex-cut framework on LLVM IR graphs to partition coarse-grained dataflow graphs into parallel clusters to improve performance of applications in multi-core systems. In our work, only a degenerate form of min-cut is used: the algorithm identifies the set of articulation points, each member of which constitutes a cut-set of size 1. However, SLASH’s static taint analysis is an improvement on the data-dependency analysis used in [13], which relies on dynamically generated traces.

Tracing Program Configurations. LOTRACK [12, 11] applies taint analysis for identifying all code that is influenced by load-time configurations in Android and Java programs. In Android applications, the identification of a BOUNDARY appears to be less of a problem: because Android apps, essentially plugins with a specific lifecycle in the Android framework, usually have their configuration logic completed (i.e., typically inside `onCreate` and before `onStart`) by the time of executing their main activity. Hence, this program point can thus serve as the BOUNDARY. This observation does not hold for regular Java programs, then we foresee SLASH can be leveraged to solve this BOUNDARY identification challenge in this context. Finally, LOTRACK relies on the assumption that configuration APIs are known; however, identifying such APIs can be cumbersome. SLASH does not require configuration APIs, the taint analysis of `argv` is sufficient to identify configuration-hosting variables including APIs that read configuration files.

9 Conclusions and Future Work

This paper presents an algorithm and tool, called SLASH, to statically identify programs’ configuration logic. Our evaluation on widely used C/C++

command-line and configuration-file programs confirmed the existence of a BOUNDARY and found that SLASH *automatically* identified a suitable BOUNDARY for 87.5% of the programs. Finally, we demonstrated an application of SLASH to reduce the manual-annotation burden in software-debloating and error-detection tools.

Additionally, we envision that SLASH can be used as a linting tool to alert developers that they have intertwined a program’s configuration logic with its main-computation logic. Thus, SLASH supports ongoing initiatives [5] to promote configurability as a first-class programming concept.

In future work, we would like to examine the existence of BOUNDARIES in GUI programs and event-driven programs. Furthermore, multi-cut algorithms could allow SLASH to handle Swiss-Army-knife cases.

References

- [1] Aatira Anum Ahmad, Abdul Rafae Noor, Hashim Sharif, Usama Hameed, Shoaib Asif, Mubashir Anwar, Ashish Gehani, Junaid Haroon Siddiqui, and Fareed M Zaffar. Trimmer: An automated system for configuration-based software debloating. *IEEE Transactions on Software Engineering*, pages 1–1, 2021.
- [2] Mohannad Alhanahnah, Rithik Jain, Vaibhav Rastogi, Somesh Jha, and Thomas Reps. Lightweight, multi-stage, compiler-assisted application specialization. In *2022 IEEE 7th European Symposium on Security and Privacy (EuroS&P)*, pages 251–269, 2022.
- [3] Florian Angerer, Andreas Grimmer, Herbert Prähofer, and Paul Grünbacher. Configuration-aware change impact analysis. In *Proceedings of the 30th IEEE/ACM International Conference on Automated Software Engineering, ASE ’15*, page 385–395. IEEE Press, 2015.
- [4] Julia Chuzhoy and Sanjeev Khanna. Polynomial flow-cut gaps and hardness of directed cut problems. *J. ACM*, 56(2), apr 2009.
- [5] Paul Gazzillo and Myra B. Cohen. Bringing together configuration research: Towards a common ground. In *Proceedings of the 2022 ACM SIGPLAN International Symposium on New Ideas, New Paradigms, and Reflections on Programming and Software, Onward! 2022*, page 259–269, New York, NY, USA, 2022. Association for Computing Machinery.

- [6] Seyedhamed Ghavamnia, Tapti Palit, Shachee Mishra, and Michalis Polychronakis. Temporal system call specialization for attack surface reduction. In *29th USENIX Security Symposium (USENIX Security 20)*, pages 1749–1766. USENIX Association, August 2020.
- [7] Muhammad Adil Inam, Wajih Ul Hassan, Ali Ahad, Adam Bates, Rashid Tahir, Tianyin Xu, and Fareed Zaffar. Forensic Analysis of Configuration-based Attacks. In *Proceedings of the 29th Network and Distributed System Security Symposium (NDSS’22)*, February 2022.
- [8] Troy A. Johnson, Rudolf Eigenmann, and T. N. Vijaykumar. Min-cut program decomposition for thread-level speculation. In *Proceedings of the ACM SIGPLAN 2004 Conference on Programming Language Design and Implementation, PLDI ’04*, page 59–70, New York, NY, USA, 2004. Association for Computing Machinery.
- [9] Neil D. Jones, Carsten K. Gomard, and Peter Sestoft. *Partial Evaluation and Automatic Program Generation*. Prentice-Hall, Inc., USA, 1993.
- [10] Ulrik Jørring and William L. Scherlis. Compilers and staging transformations. In *Proceedings of the 13th ACM SIGACT-SIGPLAN Symposium on Principles of Programming Languages, POPL ’86*, page 86–96, New York, NY, USA, 1986. Association for Computing Machinery.
- [11] Max Lillack, Christian Kästner, and Eric Bodden. Tracking load-time configuration options. In *Proceedings of the 29th ACM/IEEE International Conference on Automated Software Engineering, ASE ’14*, page 445–456, New York, NY, USA, 2014. Association for Computing Machinery.
- [12] Max Lillack, Christian Kästner, and Eric Bodden. Tracking load-time configuration options. *IEEE Transactions on Software Engineering*, 44(12):1269–1291, 2018.
- [13] Guixiang Ma, Yao Xiao, Theodore L. Willke, Nesreen K. Ahmed, Shahin Nazarian, and Paul Bogdan. A vertex cut based framework for load balancing and parallelism optimization in multi-core systems. *CoRR*, abs/2010.04414, 2020.
- [14] Jens Meinicke, Chu-Pan Wong, Bogdan Vasilescu, and Christian Kästner. Exploring differences and commonalities between feature flags

- and configuration options. In *Proceedings of the ACM/IEEE 42nd International Conference on Software Engineering: Software Engineering in Practice, ICSE-SEIP '20*, page 233–242, New York, NY, USA, 2020. Association for Computing Machinery.
- [15] Kanemitsu Ootsu, Takeshi Abe, Takashi Yokota, and Takanobu Baba. Loop performance improvement for min-cut program decomposition method. In *2010 First International Conference on Networking and Computing*, pages 78–87, 2010.
 - [16] Ariel Rabkin and Randy Katz. Static extraction of program configuration options. In *Proceedings of the 33rd International Conference on Software Engineering, ICSE '11*, page 131–140, New York, NY, USA, 2011. Association for Computing Machinery.
 - [17] Ariel Rabkin and Randy Katz. Static extraction of program configuration options. In *Proceedings of the 33rd International Conference on Software Engineering*, pages 131–140, 2011.
 - [18] Elnatan Reisner, Charles Song, Kin-Keung Ma, Jeffrey S. Foster, and Adam Porter. Using symbolic evaluation to understand behavior in configurable software systems. In *Proceedings of the 32nd ACM/IEEE International Conference on Software Engineering - Volume 1, ICSE '10*, page 445–454, New York, NY, USA, 2010. Association for Computing Machinery.
 - [19] Thomas Reps, Susan Horwitz, and Mooly Sagiv. Precise interprocedural dataflow analysis via graph reachability. In *Proceedings of the 22Nd ACM SIGPLAN-SIGACT Symposium on Principles of Programming Languages, POPL '95*, pages 49–61, New York, NY, USA, 1995. ACM.
 - [20] Mohammed Sayagh, Noureddine Kerzazi, Bram Adams, and Fabio Petrillo. Software configuration engineering in practice interviews, survey, and systematic literature review. *IEEE Transactions on Software Engineering*, 46(6):646–673, 2020.
 - [21] Philipp Dominik Schubert, Ben Hermann, and Eric Bodden. Phasar: An inter-procedural static analysis framework for c/c++. In Tomáš Vojnar and Lijun Zhang, editors, *Tools and Algorithms for the Construction and Analysis of Systems*, pages 393–410, Cham, 2019. Springer International Publishing.

- [22] Philipp Dominik Schubert, Richard Leer, Ben Hermann, and Eric Bodden. Know your analysis: How instrumentation aids understanding static analysis. In *Proceedings of the 8th ACM SIGPLAN International Workshop on State Of the Art in Program Analysis*, SOAP 2019, page 8–13, New York, NY, USA, 2019. Association for Computing Machinery.
- [23] Philipp Dominik Schubert, Richard Leer, Ben Hermann, and Eric Bodden. Into the woods: Experiences from building a dataflow analysis framework for c/c++. In *2021 IEEE 21st International Working Conference on Source Code Analysis and Manipulation (SCAM)*, pages 18–23, 2021.
- [24] M. Sharir and A. Pnueli. Two approaches to interprocedural data flow analysis. In *Program Flow Analysis: Theory and Applications*. Prentice-Hall, 1981.
- [25] Tianyin Xu, Long Jin, Xuepeng Fan, Yuanyuan Zhou, Shankar Pasupathy, and Rukma Talwadker. Hey, you have given me too many knobs!: Understanding and dealing with over-designed configuration in system software. In *Proceedings of the 2015 10th Joint Meeting on Foundations of Software Engineering*, ESEC/FSE 2015, page 307–319, New York, NY, USA, 2015. Association for Computing Machinery.
- [26] Tianyin Xu, Xinxin Jin, Peng Huang, Yuanyuan Zhou, Shan Lu, Long Jin, and Shankar Pasupathy. Early detection of configuration errors to reduce failure damage. In *12th USENIX Symposium on Operating Systems Design and Implementation (OSDI 16)*, pages 619–634, Savannah, GA, November 2016. USENIX Association.
- [27] Sai Zhang and Michael D Ernst. Which configuration option should i change? In *Proceedings of the 36th International Conference on Software Engineering*, pages 152–163, 2014.
- [28] Yuanliang Zhang, Haochen He, Owolabi Legunsen, Shanshan Li, Wei Dong, and Tianyin Xu. An evolutionary study of configuration design and implementation in cloud systems. In *2021 IEEE/ACM 43rd International Conference on Software Engineering (ICSE)*, pages 188–200. IEEE, 2021.

- [29] Shulin Zhou, Xiaodong Liu, Shanshan Li, Wei Dong, Xiangke Liao, and Yun Xiong. Confmapper: Automated variable finding for configuration items in source code. In *2016 IEEE International Conference on Software Quality, Reliability and Security Companion (QRS-C)*, pages 228–235, 2016.