

Marked Length Spectrum Rigidity for Surface Amalgams

Yandi Wu

Abstract

In this paper, we show that simple, thick negatively curved two-dimensional P-manifolds, a large class of surface amalgams, are marked length spectrum rigid. That is, if two piecewise negatively curved Riemannian metrics (satisfying certain smoothness conditions) on a simple, thick two-dimensional P-manifold assign the same lengths to all closed geodesics, then they differ by an isometry up to isotopy. Our main theorem is a natural generalization of Croke and Otal's celebrated results about marked length spectrum rigidity of negatively curved surfaces.

1 Introduction

Mostow's famous rigidity theorem states that for closed hyperbolic manifolds of dimension greater than two, the metric is completely determined by the fundamental group up to isotopy. Mostow's rigidity theorem does not hold for hyperbolic surfaces or negatively curved Riemannian metrics without constant sectional curvature. For these cases, in order to conclude two metrics are equivalent up to isotopy, further restrictions are needed, such as requiring the surfaces to have the same *marked length spectra*, defined as follows:

Definition 1.1 (Marked length spectrum). The *marked length spectrum of a metric space* (M, g) is the class function

$$MLS : \pi_1(M) \rightarrow \mathbb{R}^+, [\alpha] \mapsto \inf_{\gamma \in [\alpha]} \ell_g(\gamma)$$

which assigns to each free homotopy class $[\alpha] \in \pi_1(M)$ the infimum of lengths in the class.

In particular, if g is negatively curved or CAT(-1), each homotopy class of curves has a unique geodesic representative, so the marked length spectrum assigns a length to each closed geodesic in (M, g) . We say that (M, g_0) and (M, g_1) have the same marked length spectrum if for every $[\alpha] \in \pi_1(M)$, $MLS_0([\alpha]) = MLS_1([\alpha])$. A class of metrics \mathcal{M} is *marked length spectrum rigid* if whenever (M, g_0) and $(M, g_1) \in \mathcal{M}$ have the same marked length spectrum, there exists an isometry $\varphi : (M, g_0) \rightarrow (M, g_1)$ that is isotopic to the identity.

In this paper, we will study a class of objects, defined below, that are natural generalizations of surfaces. The following definition is adapted from Definition 2.3 of [Laf07b].

Definition 1.2 (Negatively curved two-dimensional P-manifold). A compact metric space X is a *negatively curved two-dimensional P-manifold* if there exists a closed subset $Y \subset X$ (the *gluing curves* of X) that satisfies the following:

1. Each connected component of Y is homeomorphic to S^1 ;
2. The closure of each connected component of $X - Y$ is homeomorphic to a compact surface with boundary endowed with a negatively curved (Riemannian) metric, and the homeomorphism takes the component of $X - Y$ to the interior of a surface with boundary. We will call each $\overline{X - Y}$ a *chamber* in X ;

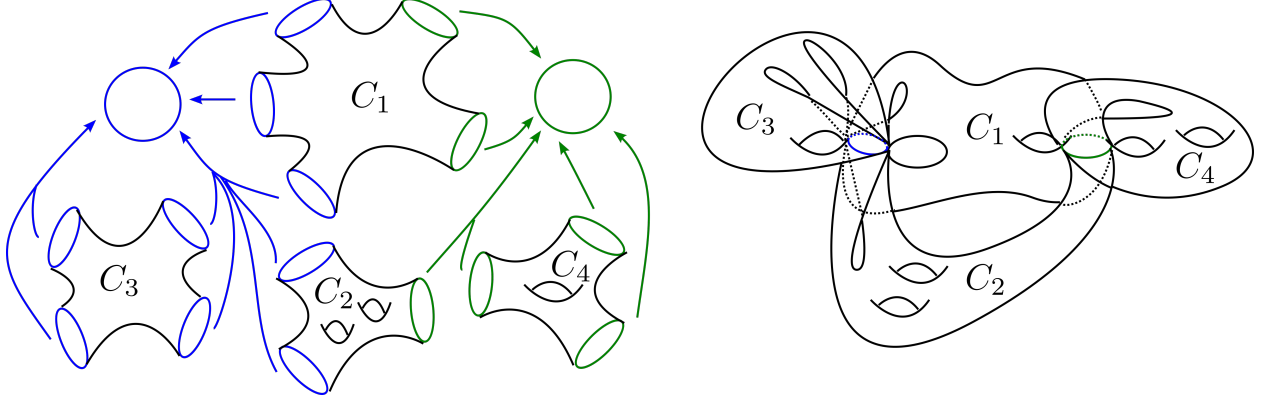


Figure 1: An example of a simple, thick (two-dimensional) P-manifold with four chambers.

3. There exists a negatively-curved metric on each chamber which coincides with the original metric.

If Y forms a totally geodesic subspace of X consisting of disjoint simple closed curves, we say that X is *simple*. If each connected component of Y (gluing curve) is attached to at least three distinct boundary components of chambers, then we say X is *thick* (note this definition differs slightly from the one given in [Laf07b] but follows the one given in [Laf07a] and [Laf06]). Like Lafont in [Laf07b], we will only be considering simple, thick two-dimensional P-manifolds. Doing so ensures X is CAT(-1) and guarantees some useful properties, such as one pointed out in Lemma 2.9. Lafont has defined higher dimensional P-manifolds as well (see [Laf07a]); we focus on the two-dimensional ones, which consist of surfaces with boundary glued together along their boundary components. Throughout this paper, all P-manifolds will be assumed to be two-dimensional.

We will equip a simple, thick negatively-curved P-manifold X with a metric in a class we denote as \mathcal{M}_{\leq} , following the notation from [CL19b]. For the precise definition of \mathcal{M}_{\leq} , we refer the reader to section 2.1, but roughly speaking, metrics in \mathcal{M}_{\leq} are CAT(-1) piecewise Riemannian metrics with an additional condition that limits pathological behavior around the gluing curves of X . We now state the main result of the paper:

Theorem 1.3. *Suppose (X, g_1) and (X, g_2) are simple, thick negatively-curved P-manifolds equipped with metrics $g_1, g_2 \in \mathcal{M}_{\leq}$. Furthermore, suppose (X, g_1) and (X, g_2) have the same marked length spectrum. Then there is an isometry $\phi : (X, g_1) \rightarrow (X, g_2)$ that is isotopic to the identity.*

The marked length spectrum rigidity problem has a long history. Fricke and Klein showed the class of closed hyperbolic surfaces is marked length spectrum rigid (see [FK65]). Burns and Katok then conjectured that closed negatively curved manifolds of all dimensions are marked length spectrum rigid in [BK85]. A major breakthrough occurred when Croke and Otal independently proved the conjecture in dimension two (see [Ota90], [Cro90]). Croke and Otal's results led to a large quantity of generalizations of the marked length spectrum rigidity problem for surfaces, some (but far from all) of which are listed here. Croke, Fathi, and Feldman extended Croke's result to the case of non-positively curved metrics in [CFF92]. In another direction, Hersenkys and Paulin extended Otal's result to the case of negatively curved metrics with finitely many cone singularities in [HP97]. Duchin, Leininger, and Rafi proved marked length spectrum rigidity for closed surfaces endowed with flat metrics with finitely many cone singularities arising from quadratic differentials

in [DLR10], a result extended by Bankovic and Leininger in [BL18], who proved the result for all flat metrics with finitely many cone singularities. Finally, by combining previous methods, Constantine proved marked length spectrum rigidity for nonpositively curved metrics on surfaces with finitely many cone singularities in [Con18]. We remark that marked length spectrum rigidity is unlikely to hold for surfaces with boundary, although Guillarmou and Mazzucchelli have shown a weaker form of rigidity, *marked boundary rigidity*, for a large family of negatively curved metrics on surfaces with strictly convex boundary (see [GM18]).

While the marked length spectrum rigidity problem has been well-studied in the case of surfaces, for higher dimensions, the conjecture remains largely open. Hamenstädt showed marked length spectrum rigidity for rank one locally symmetric closed manifolds of dimension greater than 2 (see [Ham99]). For metric spaces that are not manifolds, the question also remains largely unstudied, although there are a few notable results. Work by Culler and Morgan (see [CM87]) and Alperin and Bass (see [AB87]) leads to a marked length spectrum rigidity result for Culler-Vogtmann Outer Space, built to study the group $\text{Out}(\mathbb{F}_n)$ in analogy to the relationship between the Teichmüller space of S , $\mathcal{T}(S)$, and the mapping class group, $\text{Mod}(S)$. Generalizing the work from [CM87] and [AB87], Constantine and Lafont prove a version of marked length spectrum rigidity of compact, non-contractible one-dimensional spaces in [CL19a]. In [CL19b], they show that certain cocompact quotients of Fuchsian buildings, including those with piecewise hyperbolic metrics, are marked length spectrum rigid.

Outline of the Paper. In Section 2, we define precisely the class of metrics \mathcal{M}_{\leq} and review some fundamental facts about geodesic currents and CAT(-1) spaces. Furthermore, since the boundary of the universal cover of a P-manifold is much more complicated than that of a surface, we also define an intersection number which works well in our setting. In Section 3, we patch together isometries constructed in [Ota90] to prove the theorem for P-manifolds with the property that each chamber can be included into a closed surface. Since there is no well-defined unit tangent bundle, proving ergodicity of the geodesic flow map, a key component of Otal's original proof, requires some heavy machinery included in the Appendix. Finally, in Section 4, we prove the general case by constructing finite-sheeted covers and doubles of the P-manifolds to reduce to the base case examined on Section 3. We devote a large part of this section to showing the doubles of P-manifolds with the same marked length spectra will also have the same marked length spectra. In order to do so, we construct a Liouville current which completely defines lengths of closed geodesics by taking the product of the usual Liouville current on closed surfaces with a Markov probability measure to account for the branching behavior around the gluing geodesics. We also prove that intersection numbers completely determine a current, a fact whose proof requires careful treatment due to the fractal-like branching behavior of the universal cover.

Acknowledgements. First and foremost, the author is deeply indebted to Caglar Uyanik for many helpful and illuminating discussions concerning the project, and for his edits and comments on previous drafts of this paper. The author would also like to thank Tullia Dymarz for many useful conversations and insights, and help with proof checking. The author also thanks J.F. Lafont for suggesting the problem as a sequel to his work on P-manifolds, and for very helpful discussions during the author's visit to the Ohio State University. Furthermore, the author would like to thank Chris Leininger for many helpful discussions during the author's visit to Rice University. Finally, the author would like to thank Alex Hof for suggesting the idea behind the proof of Lemma 3.7. The author also gratefully acknowledges support from an NSF RTG grant DMS-2230900.

2 Preliminaries

2.1 The class of metrics \mathcal{M}_\leq

We first precisely define the class of metrics \mathcal{M}_\leq under consideration in Theorem 1.3 and point out some important properties. We say $g \in \mathcal{M}_\leq$ if g satisfies the following properties:

1. Each chamber of $C \subset X$ is equipped with a negatively-curved Riemannian metric with sectional curvature bounded above by -1 so that C has geodesic boundary components;
2. The restrictions of g to the chambers of X are “compatible” in the sense that if two boundary components b_1 and b_2 of two (possibly the same) chambers C_1 and C_2 are both attached to a gluing curve $\gamma \subset X$, then the gluing maps $b_1 \hookrightarrow \gamma$ and $b_2 \hookrightarrow \gamma$ are isometries (in particular, we do not allow circle maps of degree two or greater like those explored in [HST20]);
3. For any two boundary components $b_1 \in C_1$ and $b_2 \in C_2$, the restriction of g to $N_{b_1} \bigcup_{b_1 \sim b_2} N_{b_2}$ is a negatively curved smooth Riemannian metric with sectional curvature bounded above by -1 , where N_{b_1} and N_{b_2} are ϵ -neighborhoods around b_1 and b_2 respectively for some $\epsilon > 0$. Furthermore, we require that the natural extension of g to the double of X (see Section 4.3) is also a negatively curved smooth Riemannian metric.

We impose the third condition to ensure that we can exploit previous marked length spectrum rigidity results for surfaces which in particular require Riemannian negatively curved metrics with at most a finite number of cone singularities. We remark that Theorem 1.3 still holds if one introduces a finite number of cone singularities (points with cone angles greater than 2π) to each chamber; instead of using Theorem 1 from [Ota90] in the proof of Lemma 3.8, one would instead use Theorem C from [HP97] or Corollary 2 from [Con18]. Furthermore, we suspect Condition 3 could be eliminated if one were to carefully modify Otal’s proof to allow for metrics that are Riemannian outside a singular set of gluing geodesics, but more work would need to be done.

We now discuss some properties of \mathcal{M}_\leq that will be useful in the proof of Theorem 1.3.

2.1.1 Properties of \mathcal{M}_\leq

First, we remark that metrics in \mathcal{M}_\leq are CAT(-1):

Remark 2.1. If (X, g) is a negatively-curved P-manifold where $g \in \mathcal{M}_\leq$, then (X, g) is CAT(-1).

Indeed, suppose X is equipped with a metric $g \in \mathcal{M}_\leq$ and $C \subset X$ is a chamber in X . Recall a generalization of the Cartan-Hadamard Theorem which states that a smooth Riemannian manifold M has sectional curvature $\leq \kappa$ if and only if M is CAT(κ) (see [BH99] Theorem 1A.6). As a result, the restriction of g to C is CAT(-1) since C is endowed with a negatively curved metric with sectional curvature bounded above by -1 . If $\kappa \in \mathbb{R}$ and X_1 and X_2 are CAT(κ) spaces glued isometrically along a convex, complete metric subspace $A \subset X_1 \cap X_2$, then $X_1 \sqcup_A X_2$ is CAT(κ) (see Theorem 2.11.1 in [BH99]). As a result, since we have endowed each chamber in a P-manifold X with a CAT(-1) metric, (X, g) will also be CAT(-1), which shows the remark.

The CAT(-1) property of metrics in \mathcal{M}_\leq will prove useful in the proof of the base case of the main result in the Section 3. Note that CAT(-1) spaces are also Gromov (δ -)hyperbolic, so (X, g) where $g \in \mathcal{M}_\leq$ is also Gromov hyperbolic, another useful property we will exploit in Section 3.

Remark 2.2. Another way to show that (X, g) where $g \in \mathcal{M}_{\leq}$ is Gromov hyperbolic is to observe that any two-dimensional P-manifold (a metric space satisfying only Conditions 1 and 2 from Definition 1.2) has a fundamental group that is an amalgamated product of surface groups and free groups over cyclic subgroups (without any \mathbb{Z}^2 subgroups), which is Gromov hyperbolic by the Bestvina-Feighn Combination Theorem (see [BF92]).

2.2 The Universal Cover of a Simple, Thick P-manifold

Next, we describe the universal cover of a simple, thick P-manifold, which we will be working with extensively in Sections 3 and 4. Roughly speaking, \tilde{X} will look like an infinite collection of totally geodesic subspaces of disks (homeomorphic to \mathbb{H}^2) glued together in a tree-like fashion. Following Lafont, we will call disks in \tilde{X} *apartments*. Throughout this paper, also following Lafont, we will also call polygonal lifts of chambers in the universal cover a *chamber*. Following Lafont, we will call geodesics in \tilde{X} that project to gluing curves under the covering map *branching geodesics*.

While in general, \tilde{X} is very hard to visualize, the case where each chamber can be included into a closed surface is much easier to describe. We will focus on describing \tilde{X} in this special case since our proof strategy relies on reducing to it. Each gluing geodesic γ will lift to a countably infinite collection of branching geodesics in \tilde{X} , with a countably infinite collection in each apartment containing lifts of chambers that intersect γ . Each of these lifts of γ are adjacent to n half planes, where n is the number of boundary components attached to γ . Each closed surface will lift to an infinite collection of apartments tiled by lifts of chambers that are embedded in the closed surface. See Figure 2 for an illustration of \tilde{X} .

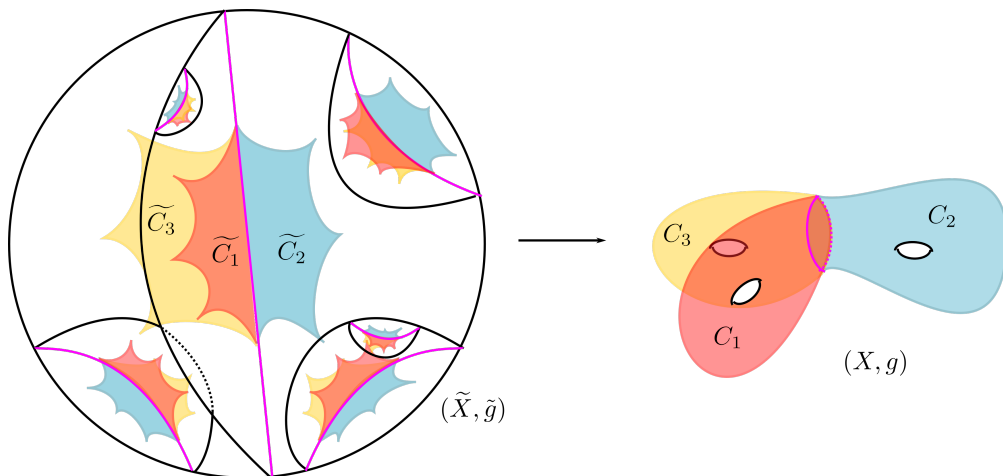


Figure 2: The universal cover of a simple, thick P-manifold (X, g) .

Remark 2.3. Some readers may notice similarities between \tilde{X} and a two-dimensional hyperbolic building. Even the terminology of P-manifolds borrows heavily from that of buildings; both have “chambers,” “apartments” and sets of branching geodesics, which are called *walls* in building terminology. This allows us to borrow some definitions, such as intersection numbers (see Definition 2.13), from [CL19b]. However, for buildings, boundaries of chambers are not totally geodesic in the space, so their walls are not totally geodesic. The proof methods from [CL19b] are different from those seen in this paper in part due to this fact. Furthermore, all the chambers in buildings are assumed to be isometric, which is not the case in \tilde{X} . See Section 1.4.3 of [Laf02] for a more complete list of differences between buildings and P-manifolds.

2.3 Visual Boundaries

In this section, we will assume that (\tilde{X}, \tilde{g}) is a proper (closed balls are compact) metric space that is either CAT(-1) or Gromov hyperbolic; the definitions are the same for both. For more details and background, we refer the reader to [KB02]. We say that two geodesic rays in \tilde{X} , $\alpha_1 : \mathbb{R}_{\geq 0} \rightarrow \tilde{X}$, and $\alpha_2 : \mathbb{R}_{\geq 0} \rightarrow \tilde{X}$ are *asymptotic* if they lie within bounded distance of one another; in other words, there exists some finite $M \geq 0$ such that for all $t \in \mathbb{R}_{\geq 0}$, $d(\alpha_1(t), \alpha_2(t)) \leq M$. To define $\partial^\infty(\tilde{X}, \tilde{g})$, fix any basepoint $x_0 \in (\tilde{X}, \tilde{g})$ and consider the set of all geodesic rays originating from x_0 . Two geodesic rays based at x_0 are equivalent if they are asymptotic.

Definition 2.4 (Visual Boundary). We define equivalence classes of such geodesic rays based at x_0 as the *visual boundary* of \tilde{X} , $\partial^\infty(\tilde{X}, \tilde{g})$.

When \tilde{g} is CAT(-1), there is a unique geodesic in (\tilde{X}, \tilde{g}) between any two points in $\partial^\infty(\tilde{X}, \tilde{g})$ (see Proposition 1.4 of [BH99]), so the space of geodesics in \tilde{X} is identified with $\partial^\infty(\tilde{X}, \tilde{g}) \times \partial^\infty(\tilde{X}, \tilde{g}) \setminus \Delta$.

We define the cross ratio as follows:

Definition 2.5 (Cross ratio and Möbius maps). If (\tilde{X}, \tilde{g}) has boundary $\partial^\infty(\tilde{X}, \tilde{g})$, one can define the *cross ratio* of a four-tuple of distinct boundary points $(\xi, \xi', \eta, \eta') \in (\partial^\infty(\tilde{X}))^4$:

$$[\xi\xi'\eta\eta'] = \lim_{(a,a',b,b') \rightarrow (\xi,\xi',\eta,\eta')} \frac{1}{2}(\tilde{g}(a,b) + \tilde{g}(a',b') - \tilde{g}(a,b') - \tilde{g}(a',b)) \quad (1)$$

See Figure 3 for an example in \mathbb{H}^2 .

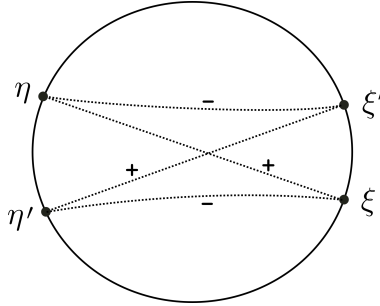


Figure 3: An illustration of the calculation of $[\xi\xi'\eta\eta']$ in \mathbb{H}^2 .

A map $\partial^\infty f : \partial^\infty(\tilde{X}, \tilde{g}_1) \rightarrow \partial^\infty(\tilde{X}, \tilde{g}_2)$ is *Möbius* if it preserves the cross ratio (i.e. $[\xi\xi'\eta\eta'] = [f(\xi)f(\xi')f(\eta)f(\eta')]$).

From the definition of the cross-ratio, it follows that:

$$[abcd] = [cdab] \text{ and } -[abdc] = [abcd] = -[bacd] \quad (2)$$

We are now ready to define the Gromov Product:

Definition 2.6 (Gromov Product). Let $x \in (\tilde{X}, \tilde{g})$ and $a, b \in \partial^\infty(\tilde{X})$. Then the *Gromov Product* of a and b with respect to a basepoint $x \in \tilde{X}$ is:

$$\langle a, b \rangle_x = \lim_{(a_i, b_i) \rightarrow (a, b)} \frac{1}{2}(\tilde{g}(a_i, x) + \tilde{g}(x, b_i) - \tilde{g}(a_i, b_i))$$

The Gromov product measures how long two geodesics travel close together in (\tilde{X}, \tilde{g}) . Indeed, if $a_i, b_i, x \in \tilde{X}$ are three arbitrary points in a δ -hyperbolic metric space, then

$$\langle a_i, b_i \rangle_x = \frac{1}{2}(\tilde{g}(a_i, x) + \tilde{g}(x, b_i) - \tilde{g}(a_i, b_i))$$

approximates within 2δ the distance between x and the geodesic segment $[a_i, b_i]$. As a result, the Gromov product provides a convenient way to topologize $\partial^\infty(\tilde{X}, \tilde{g})$. Indeed, we can define a countable neighborhood base for any $p \in \partial^\infty(\tilde{X})$ and $d \in \mathbb{N}$ as follows:

$$B(p, d) = \{q \in \partial^\infty(\tilde{X}) \mid \langle p, q \rangle_x > d\} \quad (3)$$

Using the Gromov Product, we can also endow $\partial^\infty(\tilde{X}, \tilde{g})$ with a *visual metric* that induces the aforementioned topology on $\partial^\infty(\tilde{X}, \tilde{g})$:

Definition 2.7 (Visual metric). Let (\tilde{X}, \tilde{g}) be a proper CAT(-1) space. Suppose $a, b \in \partial^\infty(\tilde{X}, \tilde{g})$. Then for some fixed basepoint $x \in (\tilde{X}, \tilde{g})$, we can assign $\partial^\infty(\tilde{X}, \tilde{g})$ a *visual metric*:

$$\tilde{g}_{\infty, x}(a, b) = \begin{cases} e^{-\langle a, b \rangle_x} & \text{if } a \neq b \\ 0 & \text{otherwise} \end{cases} \quad (4)$$

Note that if $x' \in (\tilde{X}, \tilde{g})$ is a different basepoint, then we have that for $A = e^{2\delta} e^{\tilde{g}(x, x')} > 1$:

$$A^{-1} \tilde{g}_{\infty, x}(a, b) \leq \tilde{g}_{\infty, x'}(a, b) \leq A \tilde{g}_{\infty, x}(a, b)$$

2.3.1 The Visual Boundary of a P-manifold

We now present some useful properties of the visual boundary of a simple, thick P-manifold (\tilde{X}, \tilde{g}) . As before, we will assume all the chambers in X are negatively curved.

Bass-Serre theory provides a useful characterization of points on $\partial^\infty(\tilde{X})$. Consider a bipartite graph of groups decomposition \mathcal{G} of $G = \pi_1(X)$, where there is a vertex group $\pi_1(C)$ for each chamber $C \subset X$ and $\langle \gamma \rangle \cong \mathbb{Z}$ for each gluing curve $\gamma \subset X$. Furthermore, there is a cyclic edge group between $\langle \gamma \rangle$ and $\pi_1(C)$ for each boundary component of C that is attached to γ . Thus, $\mathcal{G} = V_0 \sqcup V_1$ can be partitioned into collection of vertices labeled with $\langle \gamma \rangle$, which we will call V_0 , and those labeled with $\pi_1(C)$, which we will call V_1 (see [DST18] for more details on and examples of this construction). The *Bass-Serre tree* of G is a tree T on which G acts minimally (i.e. there is no proper invariant subtree of T) and without inversions on edges with quotient $\mathcal{G} = T/G$.

To better describe the Bass-Serre tree T , we briefly summarize the main points from Section 4.1 of [Mal10], which uses Bowditch's construction to characterize boundary points for *geometric amalgams of free groups* (e.g. $\pi_1(X)$). Given a point in $x \in \partial(\tilde{X})$, Bowditch characterizes x by $\text{val}(x)$, the number of topological ends of $\partial^\infty(\tilde{X}) \setminus \{x\}$. In particular, for a simple, thick P-manifold with negatively-curved chambers, $\text{val}(x) = n \geq 3$ if x is a branching geodesic attached to n distinct boundary components and $\text{val}(x) = 2$ otherwise. Bowditch defines separate equivalence classes for $M(2) = \{x \in \partial^\infty(\tilde{X}) : \text{val}(x) = 2\}$ and $M(3+) = \{x \in \partial^\infty(\tilde{X}) : \text{val}(x) \geq 3\}$:

1. *For points in $M(3+)$:* We say $x \approx y$ if either $x = y$ or the number of connected components of $\partial^\infty(\tilde{X}) \setminus \{x, y\}$ is equal to $\text{val}(x)$ and $\text{val}(y)$.
2. *For points in $M(2)$:* We say $x \sim y$ if $x = y$ or the number of connected components of $\partial^\infty(\tilde{X}) \setminus \{x, y\}$ is equal to 2.

In both cases, equivalent pairs of points form a cut pair of $\partial^\infty(\tilde{X})$. The Bass-Serre tree is a bipartite infinite-valence tree consisting of vertices labeled by equivalence classes in $M(3+)$ and $M(2)$, which represent conjugacy classes of vertices in V_0 and V_1 respectively. Two vertices Λ_e and $\Lambda_v \in T$ corresponding to a \approx -class in $M(3+)$ and \sim -class in $M(2)$ respectively are connected by an edge if any two distinct points $x, y \in \Lambda_v$ lie on the same connected component of $\partial^\infty(\tilde{X}) \setminus \{a, b\}$, where a, b are the two distinct points in Λ_e corresponding to endpoints of some branching geodesic. Bowditch thus formulates a trichotomy of points in $\partial^\infty(\tilde{X})$:

Proposition 2.8. *[Proposition 1.3 of [Bow98] and Lemma 10 of [KK00]] If $\pi_1(X)$ acts on Bass-Serre tree T , then each point $x \in \partial^\infty(\tilde{X})$ corresponds to exactly one of the following equivalence classes of points in $\partial^\infty(\tilde{X})$:*

1. *A point in Λ_e corresponding to some conjugate of $V_0 \in V(\mathcal{G})$;*
2. *A point in Λ_v corresponding to some conjugate of $V_1 \in V(\mathcal{G})$;*
3. *A point of $\partial^\infty(T)$, with a unique x for each $\partial^\infty(T)$.*

In other words, \approx -classes in $M(3+)$ correspond to vertices in category (1) in Proposition 2.8 while vertices in category (2) correspond to \sim -classes of $M(2)$.

Using Proposition 2.8, we can topologically characterize points in $\partial^\infty(\tilde{X})$. As mentioned earlier, points in category (1) correspond to endpoints of branching geodesics, lifts of gluing curves in $\partial^\infty(\tilde{X})$. Equivalence classes of points corresponding to a vertex in category (2) consist of points x and y such that the unique geodesic (x, y) between x and y does not intersect any branching geodesics. Indeed, if (x, y) were to intersect a branching geodesic, $\partial^\infty(\tilde{X}) \setminus \{x, y\}$ would still be connected. Topologically, one can check that this means x and y in fact lie on the boundary of the same connected component of $p^{-1}(C) \setminus \{\mathcal{BG}\}$, where C is some chamber in X , $p : \tilde{X} \rightarrow X$ is the universal covering map, and \mathcal{BG} is the full set of branching geodesics in \tilde{X} . A vertex Λ_e is connected to a vertex Λ_v if the branching geodesic corresponding to Λ_e is a boundary component of the connected component of $p^{-1}(C) \setminus \{\mathcal{BG}\}$ associated with Λ_v . From this information, we see that traveling along an edge in T is equivalent to crossing a branching geodesic in \tilde{X} . Thus, the unique points in category (3) correspond to geodesic rays that intersect infinitely many branching geodesics in \tilde{X} .

We now point out that points on $\partial^\infty(\tilde{X})$ lie on boundaries of embedded disks, a fact stated in the proof of Lemma 3.1 in [Laf07b]. For the convenience of the reader, we provide a proof as well.

Lemma 2.9. *Given a geodesic $\gamma \in \tilde{X}$ with endpoints $p, q \in \partial^\infty(\tilde{X})$, there exists an isometrically embedded apartment containing γ . That is, p and q lie in an embedded $S^1 \subset \partial^\infty(\tilde{X})$. As a consequence, the boundary $\partial^\infty(\tilde{X})$ is path-connected.*

Proof. First, we consider the case where γ is a gluing geodesic. If $p(\gamma)$, the gluing geodesic lifting to γ in \tilde{X} , is a closed geodesic in a closed surface, then there is automatically an apartment containing γ . Otherwise, consider two distinct boundary components $b_1 \subset C_1$ and $b_2 \subset C_2$ attached to $p(\gamma)$; note that b_1 and b_2 exist due to the thickness hypothesis and C_1 and C_2 are not required to be distinct chambers. In \tilde{X} , there is a set of lifts of C_1 , which we will call K_1 , that forms a totally geodesic subset of a half-disk containing γ . Similarly, there is a set of lifts of C_2 forming a totally geodesic subset K_2 (disjoint from K_1) of a half-disk containing γ . Note that even though $K_1 \cup K_2$ is only a subset of a disk containing γ , we can “fill out” $K_1 \cup K_2$ to obtain an apartment A embedded in \tilde{X} . Indeed; if there is part of a disk missing from $K_1 \cup K_2$, its boundary must necessarily be a branching geodesic γ' in \tilde{X} . By the thickness hypothesis, there is some collection of polygons \mathcal{P}

disjoint from K_1 and adjacent to γ' that project to a chamber C adjacent to a gluing geodesic $p(\gamma')$ in X . We can “continue” A by attaching a subset of a half-plane disjoint from K_1 and tiled by copies the polygons in \mathcal{P} . We then iterate, attaching collections of lifts of chambers and eventually limiting to a half-plane $H_1 \supset K_1$ embedded in $\partial^\infty(\tilde{X})$. Apply the same procedure to obtain a half-disk H_2 containing K_2 . Note that this construction may be counterintuitive because $A = H_1 \cup H_2$ does not project under the covering map to any surfaces in X (see Figure 4).

The case where γ is not a gluing geodesic is similar. Note that in this case, γ will pass through a sequence of branching geodesics $\{\gamma_n\}_{n \in \mathbb{N}}$. For each γ_n that γ passes through, γ will also pass through a collection \mathcal{P}_n of lifts of C_n , a chamber attached to $p(\gamma_n)$. Note \mathcal{P}_n can be chosen to be a totally geodesic subspace of a disk, K_n , containing both γ_n and γ_{n+1} ; similar to the procedure from before, we can “fill in” K_n to a connected section of a disk bordered by γ_n and γ_{n+1} , which we will call H_n . Iterate the procedure to obtain an apartment $A = \bigcup_{n \in \mathbb{N}} H_n$. For a proof of why this implies $\partial^\infty(\tilde{X})$ is path-connected, we refer the reader to [Laf07b].

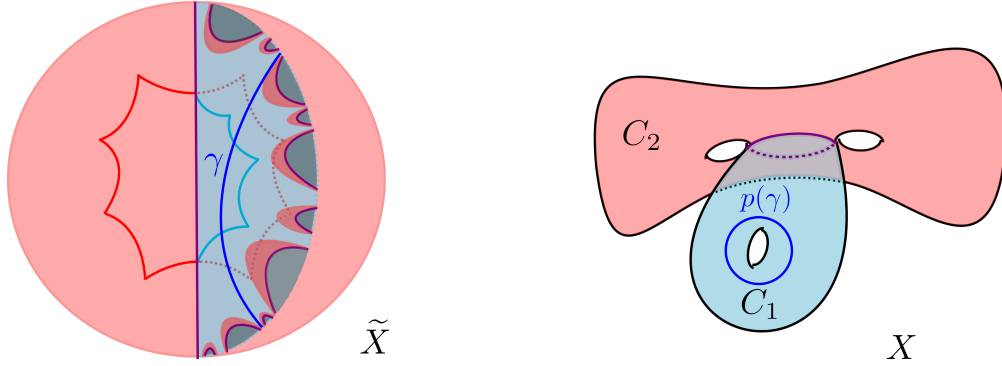


Figure 4: An example of how to choose an apartment containing γ . In this example, $p(\gamma)$ is completely contained in the torus with one boundary component C_1 , which lifts to a totally geodesic subspace of a half-disk. We can fill in the missing portions of the half-disk (shaded in gray) with portions of disks that are copies of the universal cover of C_2 . While this is an especially straightforward case of the filling in procedure, the construction works in general.

□

Lemma 2.9 allows us to define intervals in $\partial^\infty(\tilde{X})$:

Definition 2.10 (Interval on $\partial^\infty(\tilde{X})$). Suppose X is a simple, thick negatively-curved P-manifold. An *interval* on $\partial^\infty(\tilde{X})$ with endpoints $a, b \in \partial^\infty(\tilde{X})$ is an interval on the boundary of an apartment containing the unique geodesic in \tilde{X} with endpoints a and b .

2.4 Geodesic Currents

We now briefly introduce geodesic currents, originally defined by Bonahon (see [Bon86] and [Bon88]), and some important facts about them necessary for the rest of the paper. For more details on the theory of geodesic currents, we refer the reader to [AL17] and [ES22]).

Suppose now that $X = \tilde{X}/\Gamma$. In our setting, $\Gamma = \pi_1(X)$ (where again, X is proper and CAT(-1) or Gromov hyperbolic). Let $\mathcal{G}(\tilde{X})$ be the space of unpointed, unoriented geodesics of \tilde{X} endowed with the topology of the Hausdorff distance on compact sets of \tilde{X} . Note that $\mathcal{G}(\tilde{X})$ is identified with $(\partial^\infty(\tilde{X}) \setminus \Delta)^2/[\xi, \eta] \sim [\eta, \xi]$, and that Γ acts naturally on $\mathcal{G}(\tilde{X})$.

Definition 2.11 (Geodesic current). A *geodesic current* on X is a locally finite, positive regular Borel measure on $\mathcal{G}(\tilde{X})$ that is invariant under the action of Γ .

We will use $\mathcal{C}(X)$ to denote the space of currents on X equipped with the weak convergence topology. One key example of a geodesic current is a *counting current* associated with each primitive $\alpha \in \pi_1(X)$. Throughout the paper, following convention, we will abuse notation by using α to also denote the counting current associated with α . Given a measurable $E \subset \mathcal{G}(X)$, we measure E with α by simply counting the number of points of intersection of E with $\{\tilde{\alpha}\}$, the set of all lifts of α in \tilde{X} . In other words:

$$\alpha(E) = |E \cap \{\tilde{\alpha}\}|$$

In the case of surfaces, counting currents are especially important because they give important data for determining a geodesic current via intersection numbers, which we will define next.

2.4.1 Transversality and Intersection Numbers

Recall that for a surface S , there is a bilinear, symmetric, continuous function, the *intersection number* $i : \mathcal{C}(S) \times \mathcal{C}(S) \rightarrow \mathbb{R}_{\geq 0}$ defined by:

$$i(\mu, \nu) = \int_{D(\mathcal{G}(\tilde{S}))/\Gamma} d\mu d\nu$$

where $D(\mathcal{G}(\tilde{S}))/\Gamma$ denotes pairs of unoriented, unparametrized bi-infinite geodesics that intersect transversely in \tilde{S} (see [Bon86]). Transversality of geodesics is well-defined in \tilde{S} since $\partial^\infty \tilde{S}$ is a circle; namely, two geodesics $\xi = (x_1, y_1)$ and $\eta = (x_2, y_2)$ are *transverse* or *linked* if x_2 and y_2 lie on different connected components of $\partial^\infty(\tilde{S}) \setminus \{x_1, y_1\}$. For the universal cover of a P-manifold X , we use Definition 6.4 of [CL19b] to define transversality of geodesics in \tilde{X} .

Definition 2.12 (Transversality of geodesics for P-manifolds). We say that ξ and η , two geodesics in \tilde{X} , are *transverse* if there exists some apartment $A \subset \tilde{X}$ such that ξ and η are transverse (linked) in A .

Note that transversality is well-defined for an apartment A since apartments are isometrically embedded disks in \tilde{X} .

As before, let $D(\mathcal{G}(\tilde{X})) \subset \mathcal{G}(\tilde{X}) \times \mathcal{G}(\tilde{X})$ denote the pairs of bi-infinite, unoriented, unparametrized geodesics that intersect transversely in \tilde{X} . In the case of closed surfaces, intersection numbers recover information about the lengths of closed geodesics; we want a similar result for P-manifolds. As a result, following [CL19b], we modify the intersection number for P-manifolds by defining the function:

$$\varpi : D(\mathcal{G}(\tilde{X})) \rightarrow \mathbb{R}_{\geq 0}, \varpi(\xi, \eta) = \begin{cases} \prod_{w \in \mathcal{W}(\xi, \eta)} n(w) - 1 & \text{if } \mathcal{W}(\xi, \eta) \neq \emptyset \\ 1 & \text{otherwise} \end{cases}$$

where $\mathcal{W}(\xi, \eta)$ denotes the set of branching geodesics intersecting ξ and η transversely at two distinct points (in particular, if $\xi \cap \eta$ lies on a branching geodesic γ , then $\gamma \notin \mathcal{W}(\xi, \eta)$), and $n(w)$ denotes the number of chambers adjacent to $w \in \mathcal{W}(\xi, \eta)$. See Figure 5 for an example of branching geodesics in $\mathcal{W}(\xi, \eta)$.

Constantine and Lafont define $\mathcal{W}(\xi, \eta)$ to be the set of *walls*, combinatorial paths created from sides of polygons that tessellate disks (also called “apartments”) in a piecewise negatively curved

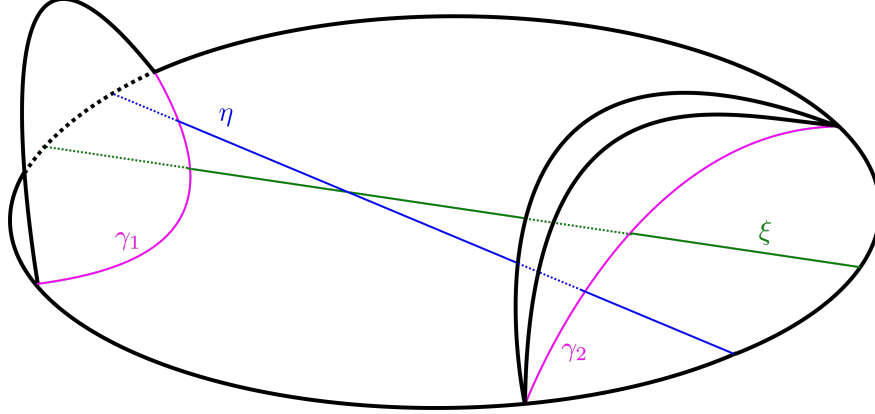


Figure 5: An example of transverse ξ and η . Note that $\gamma_1, \gamma_2 \in \mathcal{W}(\xi, \eta)$ since they intersect both ξ and η transversely. If there are no other geodesics in $\mathcal{W}(\xi, \eta)$, then $\varpi(\xi, \eta) = (3 - 1)(4 - 1) = 6$.

Riemannian Fuchsian building, that transversely intersect $(\xi, \eta) \in D(\mathcal{G}(\tilde{X}))$. They prove that given any transverse (ξ, η) in a Fuchsian building X equipped with a negatively curved metric, $\mathcal{W}(\xi, \eta)$ is finite (see Lemma 7.4 of [CL19b]) and the function ϖ is a π_1 -invariant measurable function on $D(\mathcal{G}(\tilde{X}))$ (see Proposition 7.7 and Lemma 7.8 of [CL19b]). Although the vocabulary is different, as Fuchsian buildings have walls instead of disjoint branching geodesics, the proof ideas also hold in the setting of P-manifolds. We can thus define intersection numbers for P-manifolds similarly to the way they were defined for Fuchsian buildings:

Definition 2.13 (Intersection numbers for P-manifolds). The intersection number $i(\mu, \nu)$ associated with two geodesic currents μ and ν on a P-manifold is a bilinear, symmetric function $i : \mathcal{C}(X) \times \mathcal{C}(X) \rightarrow \mathbb{R}$ defined by:

$$i(\mu, \nu) = \int_{((\xi, \eta) \in D(\mathcal{G}(\tilde{X}))) / \Gamma} \varpi(\xi, \eta) d\mu d\nu$$

Remark 2.14. The existence of a continuous intersection number suitable for our setting is not needed for the proofs in this paper, but is nonetheless an interesting open question. Constantine and Lafont show in Proposition 10.1 of [CL19b] that in the special case that ν is the Liouville current (see Definition 4.5), $i(\cdot, L_g)$ is continuous with respect to the weak-* topology on $\mathcal{C}(X)$.

3 The Base Case

Recall that for any proper metric space X , the identity map $(X, g_1) \rightarrow (X, g_2)$ lifts to a quasi-isometry $f : (\tilde{X}, \tilde{g}_1) \rightarrow (\tilde{X}, \tilde{g}_2)$ by the Švarc-Milnor Lemma. By the Morse Lemma, f in turn induces a boundary homeomorphism $\partial^\infty f : \partial^\infty(\tilde{X}, \tilde{g}_1) \rightarrow \partial^\infty(\tilde{X}, \tilde{g}_2)$. The following section is devoted to proving $\partial^\infty f$ induces an isometry, a fact summarized in the following proposition:

Proposition 3.1. *Suppose X is a simple P-manifold endowed with a pair of metrics g_1 and $g_2 \in \mathcal{M}_\leq$. Furthermore, suppose that there is an inclusion of every chamber C into a closed surface $S \subset X$. Then if (X, g_1) and (X, g_2) have the same marked length spectrum, then there exists an isometry $\phi : (X, g_1) \rightarrow (X, g_2)$ that is induced by the boundary homeomorphism $\partial^\infty f : \partial^\infty(\tilde{X}, \tilde{g}_1) \rightarrow \partial^\infty(\tilde{X}, \tilde{g}_2)$ discussed above.*

We first provide an outline of the proof. First, in the proof of Proposition 3.2 of Section 3.1, we show that the boundary homeomorphism $\partial^\infty f : \partial^\infty(\tilde{X}, \tilde{g}_1) \rightarrow \partial^\infty(\tilde{X}, \tilde{g}_2)$ induced by the identity map is Möbius (see Definition 2.5). The proof of Proposition 3.2 requires the ergodicity of the geodesic flow map, which can be deduced from general theory developed by Kaimanovich in [Kai94] for Gromov hyperbolic spaces (see the Appendix). Using ergodicity of the geodesic flow map, the proof of Lemma 3.5 shows the cross ratio of any distinct $(a, b, c, d) \in (\partial^\infty(\tilde{X}))^4$ can be approximated arbitrarily well by lengths of closed geodesics in (X, g) . We can thus conclude that $\partial^\infty f$ is Möbius since (X, g_1) and (X, g_2) have the same marked length spectra, which determine lengths of closed geodesics and thus cross ratios. Next, in Section 3.2, we patch together isometries $\phi_S : (S, g_1|_S) \rightarrow (S, g_2|_S)$ constructed by Otal in [Ota90] on every closed subsurface $S \subset X$ to construct a global isometry $\phi : (X, g_1) \rightarrow (X, g_2)$. In particular, we show that given two surfaces S and S' that intersect in X , $\phi_S|_{S \cap S'} = \phi_{S'}|_{S \cap S'}$ using the fact that $\partial^\infty f$ is Möbius.

3.1 The boundary map is Möbius

In this section, we prove the following proposition by adapting Otal's proof of Theorem 1 in [Ota90]. Note that in this section, the metrics are only assumed to be CAT(-1).

Proposition 3.2. *Suppose X is a simple, thick CAT(-1) P-manifold endowed with a pair of metrics g_1 and g_2 . If (X, g_1) and (X, g_2) have the same marked length spectrum, then the boundary map is Möbius.*

A key ingredient in Otal's proof is ergodicity of the geodesic flow map on surfaces, a well-known and classical result. Recall that in the setting of surfaces, geodesic flow is defined on the unit tangent bundle. For P-manifolds, however, the unit tangent bundle is undefined on the gluing curves. One, however, has the notion of a widely-studied *generalized unit tangent bundle*, which can be identified with the usual unit tangent bundle in the setting of Riemannian manifolds.

Recall that for a metric space (X, g) , a geodesic $\gamma : I \rightarrow X$ has *speed* $s \geq 0$ if for every $t \in I$, there exists a neighborhood $U \subset I$ such that for all $t_1, t_2 \in U$, $g(\gamma(t_1), \gamma(t_2)) = s|t_1 - t_2|$. In particular, if $s = 1$, γ is a *unit-speed geodesic*.

Definition 3.3 (Generalized unit tangent bundle). Given a geodesically complete metric space X , the *generalized unit tangent bundle* of X , SX , is the space of unit-speed geodesics in X .

Suppose two unit-speed geodesics $\gamma \sim \gamma'$ if $\gamma(t) = \gamma'(-t)$ for all $t \in \mathbb{R}$. Then there is a natural identification of SX/\sim with $\mathcal{G}(X) \times \mathbb{R}$, where as before, $\mathcal{G}(X)$ denotes the space of unoriented, unparametrized geodesics in X . We say a point $x \in X$ is a *basepoint* of $\xi \in SX$ if $x = \xi(0)$. We now recall the definition of the geodesic flow map on SX :

Definition 3.4 (Geodesic flow). The *geodesic flow* on SX is the map $\phi_t : SX \rightarrow SX, \phi_t(\xi)(s) = \xi(t + s)$, where $s, t \in \mathbb{R}$.

For a closed negatively curved Riemannian surface, there is a unique direction in which to continue a geodesic via the exponential map. On the other hand, for a P-manifold, there are $n - 1$ directions in which to continue a geodesic hitting a point on a gluing curve γ , where n is the number of boundary components glued to γ . Due to this key difference between surfaces and P-manifolds, the usual proof of the ergodicity of the geodesic flow map on surfaces does not generalize to the setting of P-manifolds and different techniques are needed. We refer the reader to the Appendix, which summarizes a general result by Kaimanovich about the ergodicity of the geodesic flow map on proper Gromov hyperbolic spaces. Kaimanovich's results apply in our setting since simple, thick P-manifolds equipped with CAT(-1) metrics are proper Gromov hyperbolic spaces.

Next, we introduce a lemma whose proof is adapted from Otal's proof of Theorem 1 in [Ota92]:

Lemma 3.5. *Suppose X is simple, thick P -manifold endowed with a $CAT(-1)$ metric. Then given a 4-tuple of distinct points $(a, b, c, d) \in (\partial^\infty(\tilde{X}))^4$, $[abcd]$ can be approximated arbitrarily well by lengths of closed geodesics.*

Proof. Fix a 4-tuple of distinct points $(a, b, c, d) \in (\partial^\infty(\tilde{X}, \tilde{g}))^4$. By the Birkhoff Ergodic Theorem (see Section 5.3.1), we can conclude that there exists $v \in SX$ with dense orbit under the geodesic flow map ϕ_t on SX . Then there exist $n_i \in \mathbb{N}$, sufficiently large numbers so the basepoints of $\phi_{n_1}(\tilde{v}_1), \phi_{-n_2}(\tilde{v}_1), \phi_{n_3}(\tilde{v}_2)$, and $\phi_{-n_4}(\tilde{v}_2)$ are arbitrarily close to a, b, c , and d respectively (here, \tilde{v}_1 and \tilde{v}_2 are lifts of v in $S\tilde{X}$). In other words, $[\phi_{n_1}(\tilde{v}_1)(0)\phi_{-n_2}(\tilde{v}_1)(0)\phi_{n_3}(\tilde{v}_2)(0)\phi_{-n_4}(\tilde{v}_2)(0)]$ approximates $[abcd]$ arbitrarily well.

Fix any $u \in S\tilde{X}$. Then since the orbit of v is dense in $SX = S\tilde{X}/\Gamma$, for every sufficiently large $m_1 \in \mathbb{N}$ there exists some $\gamma_1 \in \Gamma$ such that $\gamma_1 \cdot \phi_{m_1}(\tilde{v}_1)$ lies arbitrarily close to $\gamma_1 \cdot u$ in $S\tilde{X}/\Gamma$. Similarly, there exists some $\gamma_3 \in \Gamma$ and sufficiently large $m_3 \in \mathbb{N}$ such that $\gamma_3 \cdot \phi_{m_3}(\tilde{v}_2)$ and $\gamma_3 \cdot u$ are arbitrarily close. In the end, we can choose $l_i \gg m_i, n_i$ ($i = 1, 3$) and corresponding $\gamma_1, \gamma_3 \in \Gamma$ with long translation axes such that $\gamma_1 \cdot \phi_{l_1}(\tilde{v}_1)$ lies arbitrarily close to both $\gamma_1 \cdot u$ and a and $\gamma_3 \cdot \phi_{l_3}(\tilde{v}_2)$ lies arbitrarily close to both $\gamma_3 \cdot u$ and c (see Figure 6).

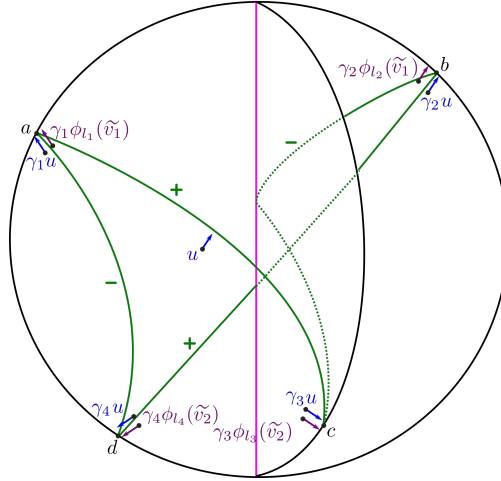


Figure 6: An illustration of the setup of Lemma 3.5.

Let $\ell_{\gamma_3^{-1}\gamma_1}$ be the length of the fundamental domain of the action of $\gamma_3^{-1} \circ \gamma_1$ on its translation axis. Note that $\ell_{\gamma_3^{-1}\gamma_1}$, the length of a closed geodesic corresponding to $\gamma_3^{-1} \circ \gamma_1$, is approximated arbitrarily well by $\tilde{g}(\gamma_3 \cdot u, \gamma_1 \cdot u)$ since by construction, $\gamma_3 \cdot u$ and $\gamma_1 \cdot u$ lie arbitrarily close to endpoints of a geodesic $(a, c) \in (\tilde{X}, \tilde{g})$ and $\gamma_1 \cdot u = (\gamma_1 \circ \gamma_3^{-1})(\gamma_3 \cdot u)$. Additionally, $\tilde{g}(\gamma_3 \cdot u, \gamma_1 \cdot u)$ approximates $\tilde{g}(a, c)$ arbitrarily well, so $\ell_{\gamma_3^{-1}\gamma_1}$ approximates $\tilde{g}(a, c)$ arbitrarily well. We apply a similar argument to approximate the other lengths by lengths of translation axes (and thus closed geodesics in X) to obtain the desired result. \square

We can now prove Proposition 3.2. By Lemma 3.5, for all $i \in \mathbb{N}$, there is some quadruple of geodesic arcs $\alpha_i = (x_i, y_i)$, $\beta_i = (x'_i, y'_i)$, $\gamma_i = (x_i, y'_i)$, and $\delta_i = (x'_i, y_i)$ projecting to closed geodesics in X such that:

$$|[abcd] - (\tilde{g}_1(x_i, y_i) + \tilde{g}_1(x'_i, y'_i) - \tilde{g}_1(x_i, y'_i) - \tilde{g}_1(x'_i, y_i))| < \frac{1}{i}$$

By construction, (x_i, y_i, x'_i, y'_i) converges to (a, b, c, d) in (\tilde{X}, \tilde{g}_1) so $(f(x_i), f(y_i), f(x'_i), f(y'_i))$ will converge to $(\partial^\infty f(a), \partial^\infty f(b), \partial^\infty f(c), \partial^\infty f(d))$ in (\tilde{X}, \tilde{g}_2) since f is continuous. Thus, by definition of cross ratio, we have that:

$$[abcd] = \lim_{i \rightarrow \infty} \tilde{g}_1(x_i, y_i) + \tilde{g}_1(x'_i, y'_i) - \tilde{g}_1(x_i, y'_i) - \tilde{g}_1(x'_i, y_i)$$

and

$$\lim_{i \rightarrow \infty} \tilde{g}_2(f(x_i, y_i)) + \tilde{g}_2(f(x'_i, y'_i)) - \tilde{g}_2(f(x_i, y'_i)) - \tilde{g}_2(f(x'_i, y_i)) = [\partial^\infty f(a) \partial^\infty f(b) \partial^\infty f(c) \partial^\infty f(d)]$$

Recall that since (x_i, y_i) , (x'_i, y'_i) , (x'_i, y_i) and (x_i, y'_i) each project to closed geodesics in X , the distances between their endpoints are all lengths of elements in $\pi_1(X)$. Thus, since (X, g_1) and (X, g_2) have the same marked length spectrum, $\tilde{g}_1(x_i, y_i) = \ell_{g_1}(\alpha_i) = \ell_{g_2}(\alpha_i) = \tilde{g}_2(f(x_i, y_i))$, and a similar statement holds for the other distances as well. It then follows that $[abcd] = [\partial^\infty f(a) \partial^\infty f(b) \partial^\infty f(c) \partial^\infty f(d)]$. \square

3.2 Proof of Proposition 3.1

In order to prove Proposition 3.1, we need a few auxiliary lemmas. The first lemma is a basic fact about patching isometries together.

Recall a metric space (X, d) is *convex* if for any two points $x, y \in X$, there exists $z \in X$ distinct from x and y such that $d(x, z) + d(z, y) = d(x, y)$.

Lemma 3.6. *Suppose U_i and V_i are complete, convex, locally compact metric spaces, where $i = 1, 2$. Suppose $\phi_i : U_i \rightarrow V_i$ are (invertible) isometries, and $\phi_1|_{U_1 \cap U_2} = \phi_2|_{U_1 \cap U_2}$. Then there exists an isometry $\phi : U_1 \cup U_2 \rightarrow V_1 \cup V_2$ such that $\phi|_{U_i} = \phi_i|_{U_i}$ for $i = 1, 2$.*

Proof. In the following proof, for a metric space X , d_X will denote the distance function of X . We define ϕ in the natural way: $\phi(x) = \phi_i(x)$ if $x \in U_i$. It suffices to show the theorem is true when p and q are not both in U_1 or U_2 . Suppose without loss of generality $p \in U_1$ and $q \in U_2$. By Hopf-Rinow, since $U_1 \cup U_2$ is complete, convex, and locally compact, then there exists a minimizing geodesic between p and q , which we will call $[p, q]$. Let $r \in (U_1 \cap U_2) \cap [p, q]$, so $d_{U_1 \cup U_2}(p, r) + d_{U_1 \cup U_2}(r, q) = d_{U_1 \cup U_2}(p, q)$ (see Figure 7).

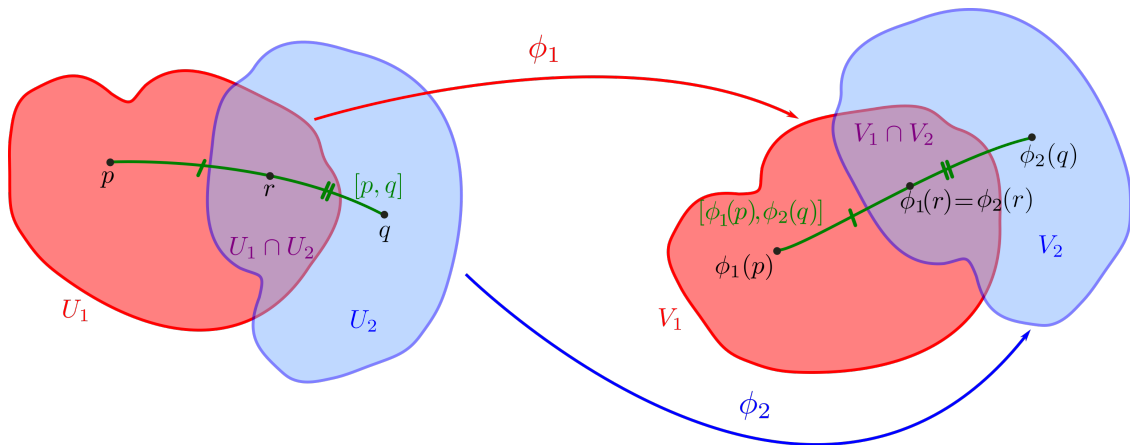


Figure 7: An illustration of the setup of Lemma 3.6.

Since ϕ_i is an isometry for $i = 1, 2$, it follows that:

$$\begin{aligned} d_{V_1 \cup V_2}(\phi(p), \phi(r)) + d_{V_1 \cup V_2}(\phi(r), \phi(q)) &= d_{V_1}(\phi_1(p), \phi_1(r)) + d_{V_2}(\phi_2(r), \phi_2(q)) \\ &= d_{U_1}(p, r) + d_{U_2}(r, q) = d_{U_1 \cup U_2}(p, q) \end{aligned}$$

By triangle inequality, $d_{V_1 \cup V_2}(\phi(p), \phi(q)) \leq d_{U_1 \cup U_2}(p, q)$. For the reverse direction, apply a symmetric argument: since $V_1 \cup V_2$ is complete, convex, and locally compact, there exists a minimizing geodesic between $\phi(p)$ and $\phi(q)$, $[\phi(p), \phi(q)]$. Choose $r' \in [\phi(p), \phi(q)] \cap (V_1 \cap V_2)$ such that $d_{V_1}(\phi(p), r') + d_{V_2}(r', \phi(q)) = d_{V_1 \cup V_2}(\phi(p), \phi(q))$. Since ϕ_i is invertible for $i = 1, 2$,

$$\begin{aligned} d_{V_1 \cup V_2}(\phi(p), \phi(q)) &= d_{V_1 \cup V_2}(\phi_1(p), \phi_2(q)) = d_{V_1}(\phi_1(p), r') + d_{V_2}(r', \phi_2(q)) \\ &= d_{U_1}(p, \phi_1^{-1}(r')) + d_{U_2}(\phi_2^{-1}(r'), q) = d_{U_1 \cup U_2}(p, \phi^{-1}(r')) + d_{U_1 \cup U_2}(\phi^{-1}(r'), q) \\ &\geq d_{U_1 \cup U_2}(p, q) \end{aligned}$$

Then it follows $d_{V_1 \cup V_2}(\phi(p), \phi(q)) = d_{U_1 \cup U_2}(p, q)$. \square

The following is a technical lemma about the cross-ratio defined in Equation 1.

Lemma 3.7. *Suppose $(\tilde{S}, \tilde{g}|_{\tilde{S}})$ and $(\tilde{S}', \tilde{g}|_{\tilde{S}'})$ are two lifts of $(S, g|_S)$ and $(S', g|_{S'})$ respectively that meet at a branching geodesic $\tilde{\gamma} \subset (\tilde{X}, \tilde{g})$. Then for every $p \in \tilde{\gamma}$, there exist four points a, b, c, d such that the geodesics (a, c) , (b, d) , (a, d) , and (b, c) all meet at p and $[abcd] = 0$.*

Proof. Choose some $p \in \partial^\infty(\tilde{X})$. We will find a set of four geodesics (a, c) , (b, d) , (a, d) , and (b, c) that all meet at p . Choose an arbitrary $(a, c) \subset (\tilde{S}, \tilde{g}|_{\tilde{S}})$ that transversely intersects $\tilde{\gamma}$ at p in \tilde{S} . Suppose $\tilde{\gamma}$ divides \tilde{S}' into two half planes, which we will call H'_1 and H'_2 . Consider a map $h : \partial^\infty(H'_1) \rightarrow \tilde{\gamma}$ that maps a point $x \in \partial^\infty(H'_1)$ to the point $h(x) = \tilde{\gamma} \cap (x, c)$ where (x, c) denotes the geodesic arc with endpoints x and c . Note that h extends continuously to a map $\tilde{h} : \partial^\infty(H'_1) \rightarrow \tilde{\gamma} \cup \{q, r\}$, where $q, r \in \partial^\infty(\tilde{S}) \cap \partial^\infty(\tilde{S}')$ are endpoints of $\tilde{\gamma}$ in the following way: $\tilde{h}(q) = q$ and $\tilde{h}(r) = r$. As we vary x along $\partial^\infty(H'_1)$, $h(x)$ varies continuously along $\tilde{\gamma}$, so by an Intermediate Value Theorem argument, since $\tilde{\gamma}$ and $\partial^\infty(H'_1)$ are both connected, it follows that $\tilde{h}(x) = p$ for some $x \in \partial^\infty(H'_1)$ (see Figure 8). We set b equal to this x .

Note that (b, c) is a geodesic that passes through p . Continue the geodesic ray (b, p) into $H'_2 \subset \tilde{S}'$ to obtain a bi-infinite geodesic $(b, d) \subset \tilde{S}'$. Note that (a, d) will also be a geodesic that passes through p . Thus, we have found four geodesics (a, c) , (b, d) , (a, d) , and (b, c) that all intersect at p . It is then possible to find a sequence (a_i, b_i, c_i, d_i) such that:

$$\begin{aligned} [abcd] &= \lim_{(a_i, b_i, c_i, d_i) \rightarrow (a, b, c, d)} \tilde{g}_1(a_i, c_i) + \tilde{g}_1(b_i, d_i) - \tilde{g}_1(a_i, d_i) - \tilde{g}_1(b_i, c_i) \\ &= \lim_{(a_i, b_i, c_i, d_i) \rightarrow (a, b, c, d)} \tilde{g}_1(a_i, p) + \tilde{g}_1(p, c_i) + \tilde{g}_1(b_i, p) + \tilde{g}_1(p, d_i) - \tilde{g}_1(a_i, p) \\ &\quad - \tilde{g}_1(p, d_i) - \tilde{g}_1(b_i, p) - \tilde{g}_1(p, c_i) \\ &= 0 \end{aligned}$$

\square

Let \mathcal{S} be a collection of closed surfaces that covers X . We know such a covering exists; for each chamber $C_i \subset X$, note that $C_i \subset S_i$ by assumption, where S_i is a closed surface. Then $\{S_i\}_{i=1}^n$ is a collection of closed surfaces that covers X .

Lemma 3.8. *Suppose $S, S' \in \mathcal{S}$ are two closed surfaces in X that are identified along some set of gluing curves $\{\gamma_1, \dots, \gamma_n\}$. Then there exist isometries $\phi_S : (S, g_1|_S) \rightarrow (S, g_2|_S)$ and $\phi_{S'} : (S', g_1|_{S'}) \rightarrow (S', g_2|_{S'})$ where $\phi_S|_{\gamma_i} = \phi_{S'}|_{\gamma_i}$ for all $1 \leq i \leq n$.*

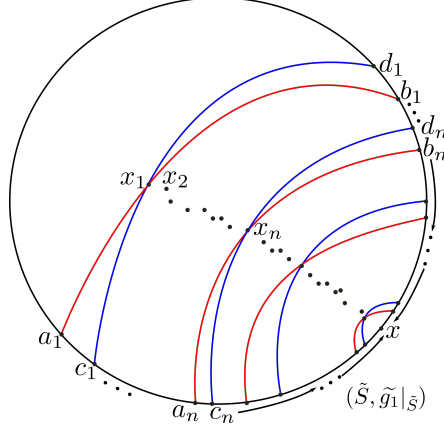


Figure 9: Given a sequence of points $\{x_i\}_{i=1}^n$ converging radially to x , one can find a sequence of geodesics ξ_i and η_i with endpoints a_i, b_i, c_i, d_i converging to x . The images of these endpoints under the boundary homeomorphism $\partial^\infty f$ will also converge to $\partial^\infty f(x) = \lim_{i \rightarrow \infty} \phi_S(x_i)$.

It then suffices to show that for $x \in \tilde{\gamma}$, $\widetilde{\phi_S}(x) = \widetilde{\phi_{S'}}(x)$. Suppose there exists some $x \in \tilde{\gamma}$ where $\widetilde{\phi_S}(x) \neq \widetilde{\phi_{S'}}(x)$. By Proposition 3.2, if an isomorphism of fundamental groups preserves the marked length spectrum of two CAT(-1) spaces, then the induced map at infinity is Mobius. As a consequence, $\partial^\infty f$ is Mobius. By Lemma 3.7, for any $x \in \tilde{\gamma}$ there exists a pair of bi-infinite geodesics $\xi = (a, b) \in (\partial^\infty \tilde{S} \times \partial^\infty \tilde{S}) \setminus \Delta$ and $\xi' = (a', b') \in (\partial^\infty \tilde{S}' \times \partial^\infty \tilde{S}') \setminus \Delta$ such that $[aa'bb'] = 0$ (see Figure 10). Note that (a, b) and (a', b') map to a pair of non-intersecting geodesics since we assumed that $\widetilde{\phi_S}(x) \neq \widetilde{\phi_{S'}}(x)$.

Let $a_i, b_i \in \xi$, $a'_i, b'_i \in \xi'$, $(a_i, b_i) \rightarrow (a, b)$ and $(a'_i, b'_i) \rightarrow (a', b')$. The Parallelogram Law for CAT(κ) spaces (see Exercise 1.16 of [BH99]) gives us the following inequality:

$$\widetilde{g_2}(\widetilde{\phi_S}(a'_i), \widetilde{\phi_S}(b_i)) + \widetilde{g_2}(\widetilde{\phi_S}(a_i), \widetilde{\phi_S}(b'_i)) \neq \widetilde{g_2}(\widetilde{\phi_S}(a_i), \widetilde{\phi_S}(b_i)) + \widetilde{g_2}(\widetilde{\phi_{S'}}(a'_i), \widetilde{\phi_{S'}}(b'_i)) \quad (6)$$

We therefore conclude that:

$$\begin{aligned} [\partial^\infty f(a) \partial^\infty f(a') \partial^\infty f(b) \partial^\infty f(b')] &= \lim_{i \rightarrow \infty} [\widetilde{\phi_S}(a_i) \widetilde{\phi_{S'}}(a'_i) \widetilde{\phi_S}(b_i) \widetilde{\phi_{S'}}(b'_i)] \\ &= \lim_{i \rightarrow \infty} \widetilde{g_2}(\widetilde{\phi_S}(a_i), \widetilde{\phi_S}(b_i)) + \widetilde{g_2}(\widetilde{\phi_{S'}}(a'_i), \widetilde{\phi_{S'}}(b'_i)) \\ &\quad - \widetilde{g_2}(\widetilde{\phi_S}(a_i), \widetilde{\phi_{S'}}(b'_i)) - \widetilde{g_2}(\widetilde{\phi_S}(b_i), \widetilde{\phi_{S'}}(a'_i)) \\ &\stackrel{(6)}{\neq} 0 = [aa'bb'] \end{aligned}$$

We then conclude that $\partial^\infty f$ does not preserve the cross ratio, a contradiction. It then follows that $\widetilde{\phi_S}$ and $\widetilde{\phi_{S'}}$ must pointwise agree on $\tilde{\gamma}$, as claimed. Finally, π_1 -invariance of Otal's maps gives us our desired result. \square

Lemma 3.9. *Suppose that S and S' are two closed surfaces in X , and suppose $S \cap S' = \{C_i\}_{i=1}^n$, where each C_i is a chamber. Then for all $C_i \in S \cap S'$, $\phi_S(x) = \phi_{S'}(x)$ where as before, $\phi_S : (S, g_1|_S) \rightarrow (S, g_2|_S)$ and $\phi_{S'} : (S', g_1|_{S'}) \rightarrow (S', g_2|_{S'})$ are the isometries constructed by Otal.*

Proof. By Lemma 3.8, it suffices to prove $\phi_S(x) = \phi_{S'}(x)$ for $x \in \text{Int}(C_i)$, where $C_i \subset S \cap S'$. Suppose \tilde{x} is a lift of x inside the interior of \tilde{C}_i , some polygonal lift of C_i in \tilde{X} . Furthermore, suppose \tilde{C}_i is adjacent to some $\tilde{\gamma}_1$, a lift of a gluing curves $\gamma \in S \cap S'$.

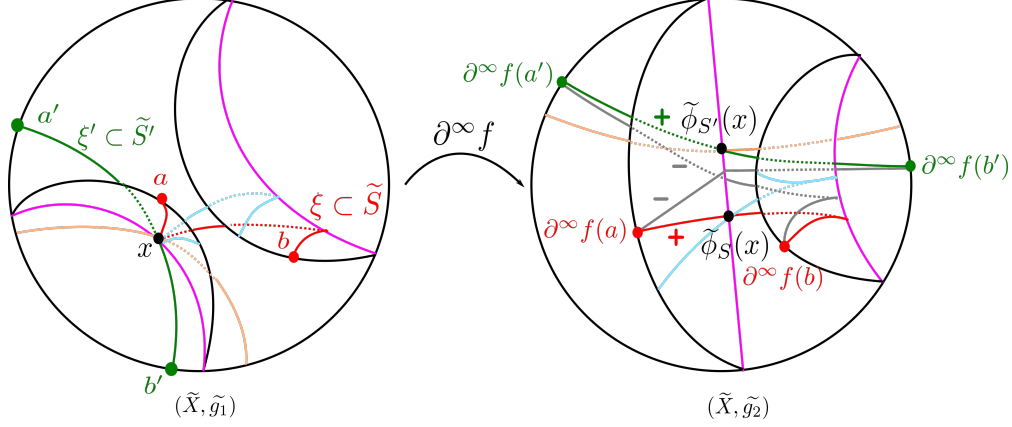


Figure 10: If $\widetilde{\phi}_S(x) \neq \widetilde{\phi}_{S'}(x)$, then $[\partial^\infty f(a)\partial^\infty f(a)\partial^\infty f(b_i)\partial^\infty f(b'_i)] \neq 0$, but a, a', b , and b' were chosen so that $[aa'bb'] = 0$, a contradiction since $\partial^\infty f$ is Möbius. As before, the pink geodesics are branching.

We first find ξ and η on \widetilde{S} , some lift of S in \widetilde{X} , such that ξ and η intersect at \widetilde{x} . Recall that $\widetilde{\phi}_S(\widetilde{x}) = \partial^\infty f(\xi) \cap \partial^\infty f(\eta)$, where $\partial^\infty f$ is the boundary homeomorphism induced by the identity on X . Similarly, we choose ξ' and η' in a copy of \widetilde{S}' such that $\xi' \cap \eta' = \widetilde{x}$ so $\widetilde{\phi}_{S'}(\widetilde{x}) = \partial^\infty f(\xi') \cap \partial^\infty f(\eta')$. We want to use our choice of ξ, ξ', η , and η' to show that $\widetilde{\phi}_S(\widetilde{x}) = \widetilde{\phi}_{S'}(\widetilde{x})$.

In order to construct ξ , consider a geodesic arc $\alpha = [\widetilde{x}, \widetilde{\gamma}_1(a)]$ joining \widetilde{x} to some point $\widetilde{\gamma}_1(a)$ on $\widetilde{\gamma}_1 \subset \widetilde{X}$. Furthermore, we require that $\widetilde{\gamma}_1(a)$ is chosen so that α lies entirely inside \widetilde{C}_i . To find ξ , extend α in \widetilde{S} via the exponential map to a geodesic lying entirely inside a single lift of S, \widetilde{S} , and construct $\xi' \subset \widetilde{S}'$ similarly. Along the same vein, construct η by extending $\beta = [\widetilde{x}, \widetilde{\gamma}_1(b)]$ on \widetilde{S} , where $\widetilde{\gamma}_1(b)$ is another point on the image of $\widetilde{\gamma}_1$ and β also lies entirely inside \widetilde{C}_i . Similarly, we can extend β in \widetilde{S}' to obtain η' . See Figure 11 for an example of a choice of α and β given some \widetilde{x} .

We thus have two pairs of geodesics $\xi, \eta \subset \widetilde{S}$, and $\xi', \eta' \subset \widetilde{S}'$. Let $p^{-1}(\{C_i\})$ denote the collection of lifts of chambers in $\{C_i\}_{i=1}^n = S \cap S'$ in \widetilde{X} . Note that ξ and ξ' either agree on a geodesic arc $[\widetilde{\gamma}_2(c), \widetilde{\gamma}_1(a)]$ (where $\widetilde{\gamma}_2$ is a lift of a gluing curve in $S \cap S'$) or a geodesic ray with endpoint $\widetilde{\gamma}_1(a)$ and limit point $y \in \partial^\infty(p^{-1}(\{C_i\}))$. Similarly, η and η' agree either on a geodesic arc $[\widetilde{\gamma}_3(d), \widetilde{\gamma}_1(b)]$ or a geodesic ray with endpoint $\widetilde{\gamma}_1(b)$ and limit point $z \in \partial^\infty(p^{-1}(\{C_i\}))$. For example, in Figure 11, $\xi \subset \widetilde{S}$ and $\xi' \subset \widetilde{S}'$ agree on a geodesic arc $[\widetilde{\gamma}_1(a), \widetilde{\gamma}_2(c)]$ while $\eta \subset \widetilde{S}$ and $\eta' \subset \widetilde{S}'$ agree on a geodesic ray $[\widetilde{\gamma}_1(b), y_2]$.

Suppose that ξ and ξ' agree on a geodesic arc $[\widetilde{\gamma}_2(c), \widetilde{\gamma}_1(a)] \subset p^{-1}(\{C_i\})$. By Proposition 3.8, we know that we can define points $x_1 := \widetilde{\phi}_S(\widetilde{\gamma}_1(a)) = \widetilde{\phi}_{S'}(\widetilde{\gamma}_1(a))$ and $x_2 := \widetilde{\phi}_S(\widetilde{\gamma}_2(c)) = \widetilde{\phi}_{S'}(\widetilde{\gamma}_2(c))$. Then it follows that $\widetilde{\phi}_S(\xi)$ and $\widetilde{\phi}_{S'}(\xi')$ agree on the unique geodesic arc between x_1 and x_2 . In other words,

$$\widetilde{\phi}_S(\xi \cap \xi') = \widetilde{\phi}_S([\widetilde{\gamma}_1(a), \widetilde{\gamma}_2(c)]) = [x_1, x_2] = \widetilde{\phi}_{S'}([\widetilde{\gamma}_1(a), \widetilde{\gamma}_2(c)]) = \widetilde{\phi}_{S'}(\xi \cap \xi')$$

Suppose on the other hand that ξ and ξ' agree on a geodesic ray $[\widetilde{\gamma}_1(a), y]$. Again, we can set $x_1 := \widetilde{\phi}_S(\widetilde{\gamma}_1(a)) = \widetilde{\phi}_{S'}(\widetilde{\gamma}_1(a))$. Note that we can define $y_1 := \partial^\infty \widetilde{\phi}_S(y) = \partial^\infty \widetilde{\phi}_{S'}(y)$ since in the proof of Lemma 3.8, we determined that $\partial^\infty \widetilde{\phi}_S|_{\widetilde{S} \cap \widetilde{S}'} = \partial^\infty f|_{\widetilde{S} \cap \widetilde{S}'} = \partial^\infty \widetilde{\phi}_{S'}|_{\widetilde{S} \cap \widetilde{S}'}$. Since the geodesic between x_1 and y_1 is unique in $\widetilde{X} \cup \partial^\infty(\widetilde{X})$, it then follows that $\widetilde{\phi}_S(\xi)$ and $\widetilde{\phi}_{S'}(\xi')$ necessarily agree on a geodesic ray with endpoints x_1 and y_1 . Thus,

$$\widetilde{\phi}_S(\xi \cap \xi') = \widetilde{\phi}_S([\widetilde{\gamma}_1(a), y]) = [x_1, y_1] = \widetilde{\phi}_{S'}([\widetilde{\gamma}_1(a), y]) = \widetilde{\phi}_{S'}(\xi \cap \xi')$$

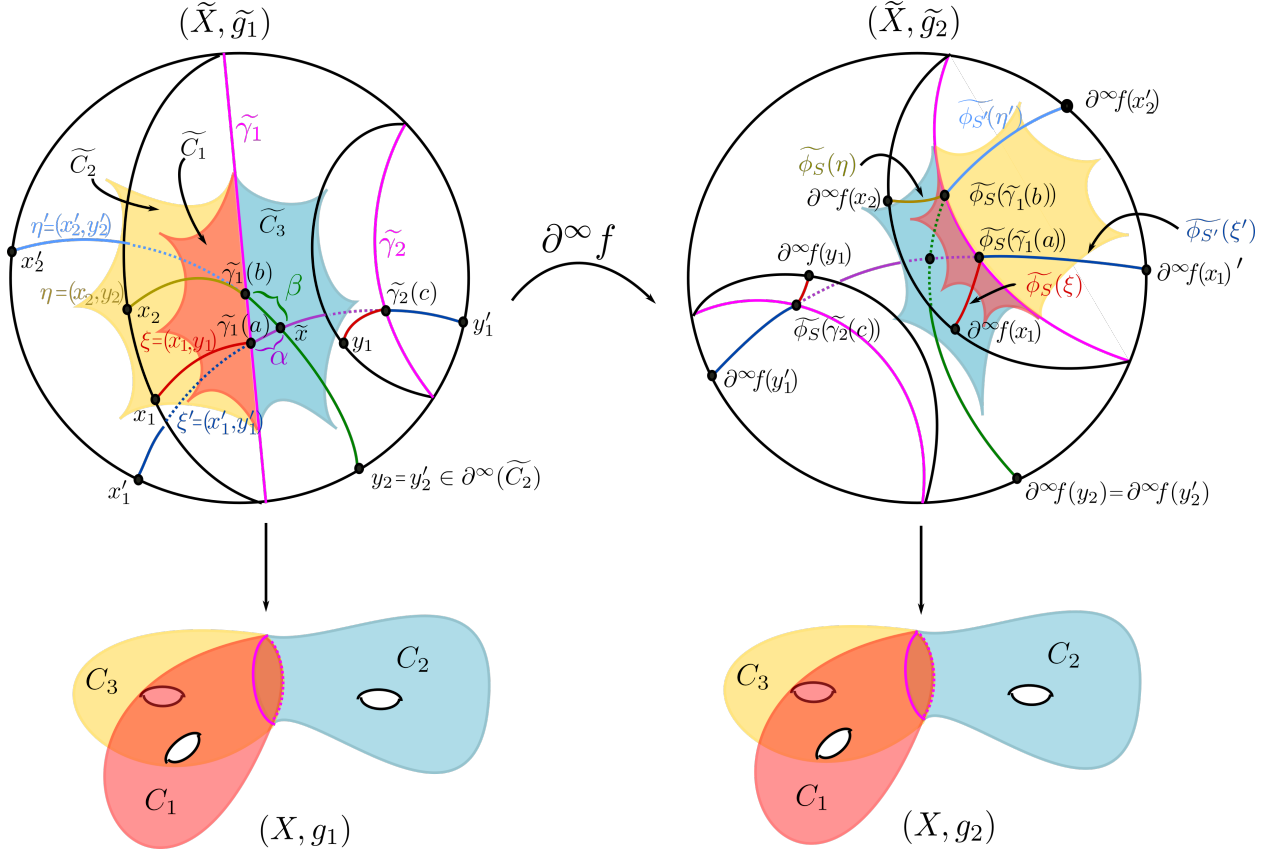


Figure 11: We extend $\alpha = (\tilde{x}, \tilde{\gamma}_1(a))$ in the picture on the left to $\xi \in \tilde{S}$ and $\xi' \in \tilde{S}'$. Similarly, we extend $\beta = (\tilde{x}, \tilde{\gamma}_1(b))$ where $b \neq a$ to $\eta \in \tilde{S}$ and $\eta' \in \tilde{S}'$. While ξ and ξ' agree on a geodesic arc $[\tilde{\gamma}_2(c), \tilde{\gamma}_1(a)]$, η and η' agree on a geodesic ray $[\tilde{\gamma}_1(b), y)$.

It then follows that $\tilde{\phi}_S(\xi \cap \xi')$ and $\tilde{\phi}_{S'}(\xi \cap \xi')$ agree, and the same argument holds for $\tilde{\phi}_S(\eta \cap \eta')$ and $\tilde{\phi}_{S'}(\eta \cap \eta')$. We now show that $\tilde{\phi}(\xi \cap \xi') := \tilde{\phi}_S(\xi \cap \xi') = \tilde{\phi}_{S'}(\xi \cap \xi')$ and $\tilde{\phi}(\eta \cap \eta') := \tilde{\phi}_S(\eta \cap \eta') = \tilde{\phi}_{S'}(\eta \cap \eta')$ intersect at a point $\tilde{x} \in \tilde{\phi}_S(\tilde{S} \cap \tilde{S}') = \tilde{\phi}_{S'}(\tilde{S} \cap \tilde{S}')$ by doing some case work:

1. **Case One:** $\xi \cap \xi'$ and $\eta \cap \eta'$ are both geodesic rays. Suppose $\xi \cap \xi' = [p_1, r)$ and $\eta \cap \eta' = [p_2, s)$, where $p_1 = \tilde{\gamma}_1(a)$ and $p_2 = \tilde{\gamma}_1(b)$ lie on a branching geodesic $\tilde{\gamma}_1$ and $r, s \in \partial^\infty(p^{-1}(\{C_i\}))$. Additionally, suppose $\tilde{\gamma}_1$ has endpoints p and q , $p = \lim_{t \rightarrow -\infty} \tilde{\gamma}_1(t)$, and $q = \lim_{t \rightarrow \infty} \tilde{\gamma}_1(t)$. Consider an apartment A in \tilde{X} that contains $\tilde{\gamma}_1$, r , and s (e.g. \tilde{S} or \tilde{S}'). By construction, if without loss of generality $a < b$ (so that p_1 is “closer” to p and p_2 is “closer” to q), the order of points, according to some fixed orientation on $\partial^\infty(A)$, will be p, q, r, s , and $\partial^\infty f|_A$ will preserve that order. Furthermore, since the orientation of $\tilde{\gamma}_1$ will be preserved under $\partial^\infty f|_A$, it follows that the geodesic rays $[\tilde{\phi}(p_2), \partial^\infty f(s)) = [\tilde{\phi}(p_2), \partial^\infty \tilde{\phi}(s))$ and $[\tilde{\phi}(p_1), \partial^\infty f(r)) = [\tilde{\phi}(p_1), \partial^\infty \tilde{\phi}(r))$ will necessarily intersect (see Figure 12).
2. **Case Two:** $\xi \cap \xi'$ and $\eta \cap \eta'$ are both geodesic arcs. Suppose $\xi \cap \xi' = [p_1, p_3]$ and $\eta \cap \eta' = [p_2, p_4]$. Let p and q be defined as before in case one. As before, suppose $\tilde{\gamma}_1(a) = p_1 \in \xi \cap \xi'$ and $\tilde{\gamma}_1(b) = p_2 \in \eta \cap \eta'$ where $a < b$. Additionally, suppose that $\tilde{\gamma}_2(c) = p_3$ and

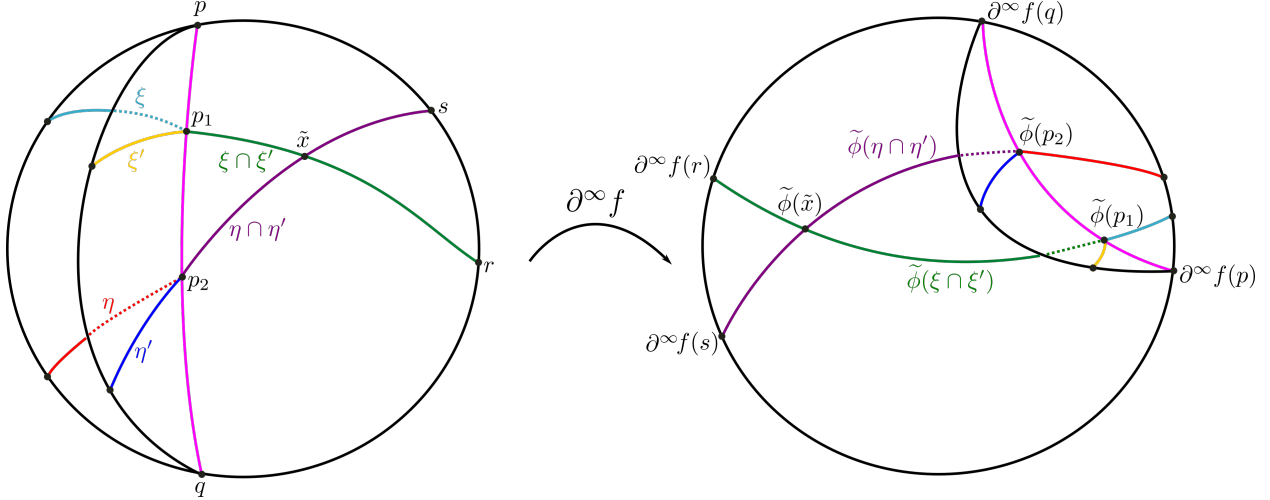


Figure 12: An example where $\xi \cap \xi'$ and $\eta \cap \eta'$ are both geodesic rays.

$\tilde{\gamma}_2(d) = p_4$ where $d < c$, and $\lim_{t \rightarrow -\infty} \tilde{\gamma}_2(t) = s$ and $\lim_{t \rightarrow \infty} \tilde{\gamma}_2(t) = r$. Again, one can find some apartment A (e.g. \tilde{S} or \tilde{S}') that contains γ_1 and γ_2 , and as before, we have that $\partial^\infty f|_A$ is a circle homeomorphism which preserves the cyclic order of the four-tuple $[p, q, r, s]$. Since the orientation of $\tilde{\gamma}_1$ and $\tilde{\gamma}_2$ is, as before, preserved, it follows that $[\tilde{\phi}(p_1), \tilde{\phi}(p_3)]$ and $[\tilde{\phi}(p_2), \tilde{\phi}(p_4)]$ intersect (see Figure 13).

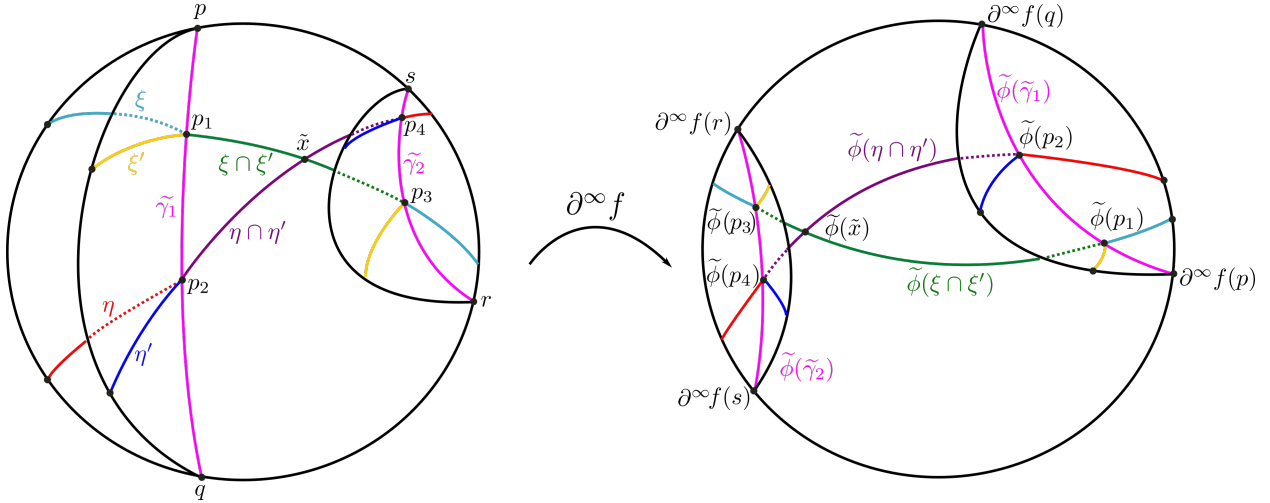


Figure 13: An example where $\xi \cap \xi'$ and $\eta \cap \eta'$ are both geodesic arcs.

3. **Case Three:** $\xi \cap \xi'$ or $\eta \cap \eta'$ is a geodesic ray, and the other is a geodesic arc. For the last case, suppose without loss of generality that $\xi \cap \xi'$ is a geodesic ray $[p_1, r)$ and $\eta \cap \eta'$ is a geodesic arc $[p_2, p_3]$. Again, suppose $p_1 = \tilde{\gamma}_1(a)$ and $p_2 = \tilde{\gamma}_1(b)$ for some $a < b$ where $\tilde{\gamma}_1$ has endpoints $p = \lim_{t \rightarrow -\infty} \tilde{\gamma}_1(t)$ and $q = \lim_{t \rightarrow \infty} \tilde{\gamma}_1(t)$. Suppose $p_3 = \tilde{\gamma}_2(c)$ where $c \in \mathbb{R}$ and the endpoints of $\tilde{\gamma}_2$ are s and t . Again, choose some apartment A (e.g. \tilde{S} or \tilde{S}') that contains

all five points $(p, q, r, s, \text{ and } t)$. Then, after fixing an orientation, the points will be ordered p, q, r, s, t , and their order will be preserved under $\partial^\infty f|_A$. Again, since the orientation of $\tilde{\gamma}_1$ is fixed, it follows that $[\tilde{\phi}(p_1), \partial^\infty f(r)] = [\tilde{\phi}(p_1), \partial^\infty \tilde{\phi}(r)]$ and $[\tilde{\phi}(p_2), \tilde{\phi}(p_3)]$ will intersect. (See Figure 14.)

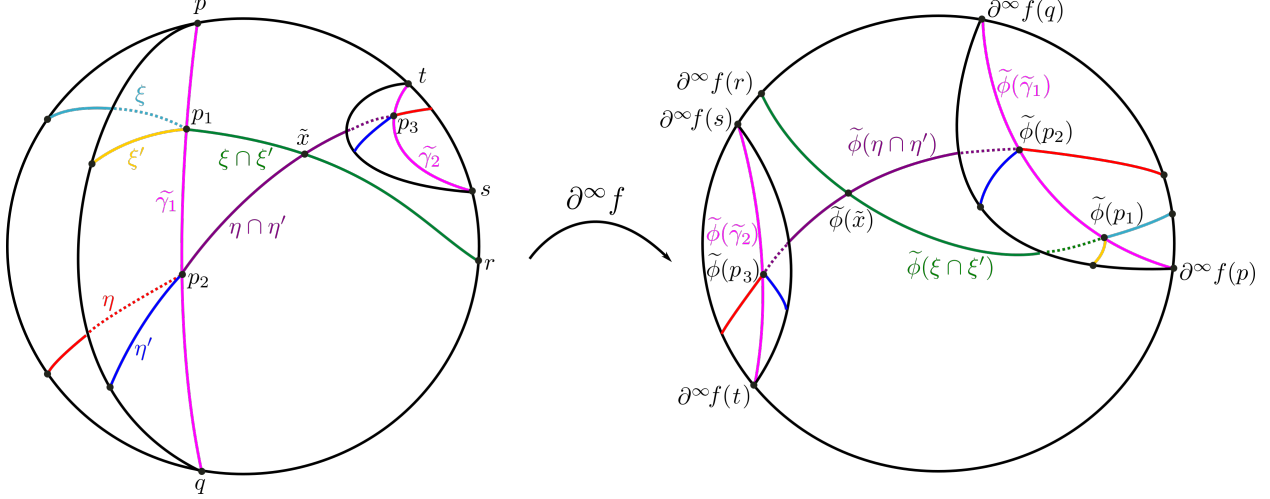


Figure 14: An example where $\xi \cap \eta$ is a geodesic ray and $\xi' \cap \eta'$ is a geodesic arc.

In conclusion, $\tilde{\phi}_S(\xi \cap \xi') = \tilde{\phi}_{S'}(\xi \cap \xi')$ and $\tilde{\phi}_S(\eta \cap \eta') = \tilde{\phi}_{S'}(\eta \cap \eta')$ intersect at some point in $\tilde{\phi}_S(p^{-1}(\{C_i\})) = \tilde{\phi}_{S'}(p^{-1}(\{C_i\}))$. Since $\tilde{\phi}_S(\xi \cap \eta) = \tilde{\phi}_S(\tilde{x})$, $\tilde{\phi}_{S'}(\xi' \cap \eta') = \tilde{\phi}_{S'}(\tilde{x})$ and $\tilde{\phi}_S$ and $\tilde{\phi}_{S'}$ are injective, it follows that:

$$\tilde{\phi}_{S'}(\tilde{x}) = \tilde{\phi}_{S'}(\xi \cap \xi' \cap \eta \cap \eta') = \tilde{\phi}_{S'}(\xi \cap \xi') \cap \tilde{\phi}_{S'}(\eta \cap \eta') = \tilde{\phi}_S(\xi \cap \xi') \cap \tilde{\phi}_S(\eta \cap \eta') = \tilde{\phi}_S(\xi \cap \xi' \cap \eta \cap \eta') = \tilde{\phi}_S(\tilde{x})$$

By the $\pi_1(S)$ and $\pi_1(S')$ -equivariance of ϕ_S and $\phi_{S'}$ respectively, it follows that $\phi_S(x) = \phi_{S'}(x)$. \square

The proof of Proposition 3.1 then follows easily:

Proof of Proposition 3.1. As before, consider a minimal collection of closed surfaces \mathcal{S} that covers X . Consider any arbitrary $S, S' \in \mathcal{S}$. By Lemmas 3.8 and 3.9, ϕ_S and $\phi_{S'}$ pointwise agree on $S \cap S'$. Since X is complete, convex, and compact, by Lemma 3.6, one can thus patch the collection of isometries $\{\phi_S\}_{S \in \mathcal{S}}$ together to obtain a global isometry $\phi : (X, g_1) \rightarrow (X, g_2)$. \square

4 General Case

We now tackle the general case of Theorem 1.3. Let (X, g) be a simple, thick P-manifold with $g \in \mathcal{M}_{\leq}$. We first show that the marked length spectrum of any finite-sheeted cover of (X, g) is determined completely by the marked length spectrum of (X, g) . Most of the section is devoted to proving Proposition 4.3, which says the marked length spectrum of the double of (X, g) is also determined by the marked length spectrum of (X, g) . In order to do so, we define a Liouville current that works for P-manifolds. As part of the proof of Proposition 4.3, we also argue that the Liouville current will completely determine intersection numbers, which requires some care since the visual boundary of a P-manifold is much more complex than that of a surface (see Section 2.4),

so the classical arguments from the surface case (as seen in [Ota90], [HP97], [Con18], etc.) do not generalize. Finally, we construct finite-sheeted covers and doubles of (X, g) which fall under the base case, thus proving the theorem.

4.1 Constructing Covers

Given a metric space (X, g) , there is a natural metric \widehat{g} defined on a finite-sheeted cover \widehat{X} of X ; endow each copy of X in \widehat{X} with g . This section is dedicated to deriving some useful facts about covers of simple, thick Riemannian P-manifolds that we will use to prove Theorem 1.3.

First, we observe that the marked length spectrum of simple, thick P-manifold completely determines the marked length spectrum of any of its finite-sheeted covers, which follows from an argument from covering space theory.

Lemma 4.1. *Suppose X is a CAT(-1) metric space, and (X, g_1) and (X, g_2) have the same marked length spectrum. Then for any finite-sheeted cover \widehat{X} , it follows that $(\widehat{X}, \widehat{g}_1)$ and $(\widehat{X}, \widehat{g}_2)$ will have the same marked length spectrum.*

Proof. Let $\widetilde{\gamma} \in \pi_1(\widehat{X})$ be a geodesic in $(\widehat{X}, \widehat{g})$, a degree d cover of (X, g) . Since $\widetilde{\gamma}$ is a closed curve, by the Galois correspondence it projects under the covering map $p : \widehat{X} \rightarrow X$ to a closed curve $\gamma \in \pi_1(X)$. Recall that for CAT(-1) spaces, every local geodesic is also a geodesic (see Proposition 1.4 of [BH99]). Observe that γ is a local geodesic since p is a local isometry, so γ is also a geodesic. Since $\widetilde{\gamma}$ consists of k isometric copies of γ concatenated together to form a closed geodesic, it follows that $\ell_{\widehat{g}}(\widetilde{\gamma}) = k\ell_g(\gamma)$ for some $1 \leq k \leq d$, $k \in \mathbb{N}$. Thus, for any $\widetilde{\gamma} \in \pi_1(\widehat{X})$, $\ell_{\widehat{g}_1}(\widetilde{\gamma}) = k\ell_{g_1}(\gamma) = k\ell_{g_2}(\gamma) = \ell_{\widehat{g}_2}(\widetilde{\gamma})$. The lemma then follows. \square

We then prove the following purely topological lemma:

Lemma 4.2. *Let X be a P-manifold. Then there exists a finite-sheeted cover of X , \widehat{X} , such that for every chamber $C \subset \widehat{X}$, no two boundary components of C are glued together in \widehat{X} .*

Proof. Suppose that C is a chamber in X , and let $\{\gamma_i\}_{i=1}^n$ denote the set of gluing curves in X . Let p_i^C denote the number of boundary components of C attached to a gluing curve γ_i of X adjacent to C . Furthermore, let $B_i^C = \{b_{i,1}^C, b_{i,2}^C, \dots, b_{i,p_i^C}^C\}$ denote the collection of boundary components of C glued to γ_i . We will construct \widehat{C} , a $P^C = \prod_{i=1}^n p_i^C$ -sheeted cover of C such that no two boundary components of \widehat{C} are glued together.

First, if $p_1^C > 1$, we construct a p_1^C -sheeted cover. Take p_1^C copies of C labeled from 1 to p_1^C . We will use C_{j_1} to denote these copies of C ($1 \leq j_1 \leq p_1^C$). For all $1 \leq k \leq p_1^C$, glue $b_{1,k}^{C_{j_1}}$ in C_{j_1} to $b_{1,k+1}^{C_{j_1+1}}$ in C_{j_1+1} (where k and j_1 are taken modulo p_1^C and $1 \leq k, j_1 \leq p_1^C$). Notice that if we choose any two copies of C , e.g. C_{j_1} and C_{k_1} , every boundary component of C_{j_1} is glued to exactly one boundary component of C_{k_1} and vice versa (see Figure 15).

Then, we take p_2^C copies of the p_1 -sheeted cover and use C_{j_1, j_2} to denote the j_2 th copy of C_{j_1} . Next, similar to before, for each j_1 , we glue $b_{2,l}^{C_{j_1, j_2}}$ in C_{j_1, j_2} to $b_{2,l+1}^{C_{j_1, j_2+1}}$ in C_{j_1, j_2+1} , where as before, $1 \leq l \leq p_2^C$ indexes the boundary components of each copy of C attached to γ_2 . In general, we construct a $P_m^C = p_1^C p_2^C \dots p_m^C$ -sheeted cover of C by taking p_m^C copies of the $P_{m-1}^C = p_1^C p_2^C \dots p_{m-1}^C$ -sheeted cover and gluing together boundary components of $C_{j_1 j_2 j_3 \dots j_{m-1} j_m}$ with the same j_i values where $1 \leq j_i \leq m-1$ but different j_m values. As before, for all the covers, we glue boundary component $b_{m,k}^{C_{j_1 j_2 \dots j_{m-1} j_m}}$ in $C_{j_1 j_2 \dots j_{m-1} j_m}$ to $b_{m,k+1}^{C_{j_1 j_2 \dots j_{m-1} j_{m+1}}}$ in $C_{j_1 j_2 \dots j_{m-1} j_{m+1}}$ where $1 \leq k \leq$

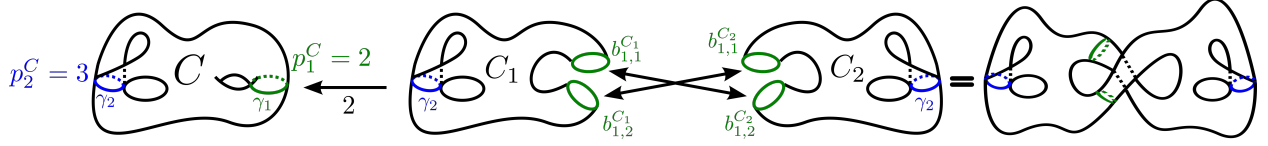


Figure 15: Constructing a p_1^C -sheeted cover of a chamber C , which in this case consists of a five-holed sphere glued to two different gluing curves.

p_m^C . The resulting tower of covers will yield \widehat{C} . Notice that by construction, no two boundary components of C are glued together, as claimed. See Figure 16 for an example of this construction.

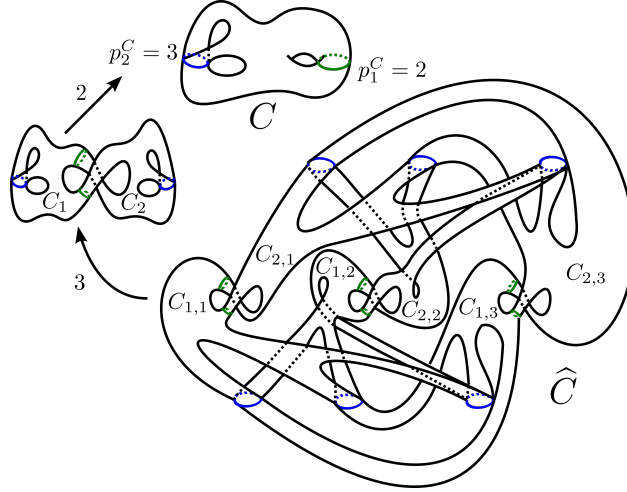


Figure 16: Given a chamber C , a $P^C = 6$ sheeted cover of C is constructed. Note that the boundary components of $C_{1,1}$, $C_{1,2}$, and $C_{1,3}$ are all glued together while the boundary components of $C_{2,1}$, $C_{2,2}$, and $C_{2,3}$ are glued together.

Let $\{C_i\}_{i=1}^N$ be the collection of chambers in X . Perform the construction above to obtain a collection of $P_i = P^{C_i}$ -sheeted covers $\{\widehat{C}_i\}_{i=1}^N$. Consider the least common multiple of P_1, P_2, \dots, P_N , which we will call P . Notice that in each \widehat{C}_i , there are P_i copies of each gluing adjacent to C_i in X . For each \widehat{C}_i , take P/P_i copies of \widehat{C}_i to obtain $(\frac{P}{P_i})(P_i) = P$ copies of each gluing curve adjacent to C_i . Thus, one can glue together the collections of P/P_i copies of \widehat{C}_i to construct a finite-sheeted cover of X . See Figure 17 for an example of this construction. \square

4.2 Doubling Argument

Given a P -manifold, one can consider the double DX of each chamber in $C \subset X$. If we identify the collection of doubles of all the chambers DC along the branching geodesics, we obtain the *double of a P -manifold along its gluing curves*, which we will call DX (see Figure 18 for an illustration).

Given (X, g) , there is a natural extension of g to a metric on DX , which we will denote by \bar{g} . This section will be devoted to proving the following proposition:

Proposition 4.3. *Let (X, g_1) and (X, g_2) be two simple, thick P -manifolds endowed with $g_i \in \mathcal{M}_{\leq}$, $i = 1, 2$. Let (DX, \bar{g}_1) and (DX, \bar{g}_2) denote the doubles of X along branching geodesics with g_1 and*

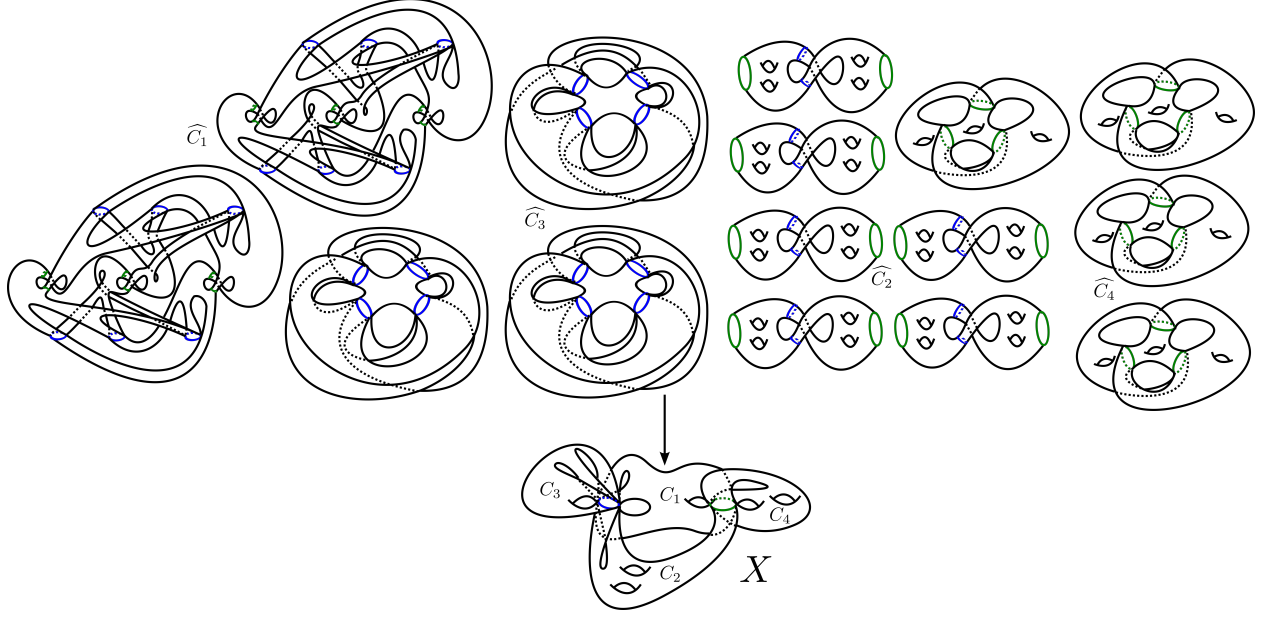


Figure 17: The complete collection of chambers required for a 12-sheeted cover of X , the simple, thick P-manifold from Figure 1 following the algorithm detailed in Lemma 4.2. Note that there are 12 copies of each gluing curve, so it is possible to glue the copies of chambers together to obtain \widehat{X} .

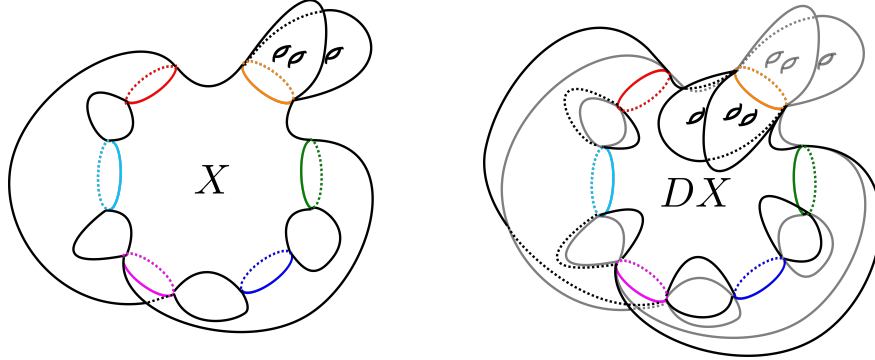


Figure 18: The double of X along its gluing curves, DX , is shown on the right. Note that the original copy of X (shown in gray) is isometrically embedded into DX . Although X is not thick, the notion of a double is well-defined for all P-manifolds.

g_2 extended to metrics on DX as described above. Then (X, g_1) and (X, g_2) have the same marked length spectrum if and only if (DX, \overline{g}_1) and (DX, \overline{g}_2) have the same marked length spectrum.

In order to prove the proposition, we first introduce the Liouville current.

4.2.1 The Liouville Current

In the case of closed surfaces, the Liouville current encodes important information about the length spectra. We define an analogous current, which we will also call the Liouville current, that encodes information about the length spectra of P-manifolds. We follow Ballmann and Brin's construction

in [BB95] for any locally finite, finite dimensional and boundaryless complex with a piecewise smooth Riemannian metric. The proof of the following lemma reviews their construction.

Lemma 4.4. *Let (X, g) be a negatively curved P -manifold with $g \in \mathcal{M}_{\leq}$. Then there exists a geodesic current on (X, g) (i.e. π_1 -invariant Radon measure on $\mathcal{G}(\tilde{X})$) that restricts to the usual Liouville current on the interior of chambers of X .*

Proof. We first begin with the original construction by Ballmann and Brin in [BB95], whose argument we repeat here for convenience. Let $x \in \gamma$, where γ is a gluing geodesic of X . Let $S'_x C$ be the open hemisphere of unit tangent vectors at x pointing inside a chamber C adjacent to γ . Then define $S'_x := \bigcup_{i=1}^m S'_x C_i$, the collection of the m open hemispheres of unit tangent vectors based at x and pointing into the m chambers adjacent to γ (see Figure 19). Ballmann and Brin define a Liouville measure μ on $S' = \bigcup_{x \in \{\gamma_j\}_{j=1}^n} S'_x$, where $\{\gamma_j\}_{j=1}^n$ denotes the set of gluing geodesics of X .

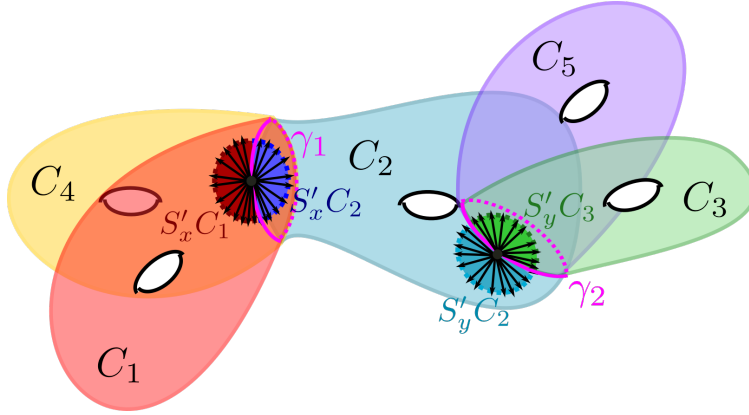


Figure 19: Given two points $x \in \gamma_1$ and $y \in \gamma_2$, we illustrate examples of hemispheres of unit tangent vectors based at x and y . Here, $S'_x = S'_x C_1 \cup S'_x C_2 \cup S'_x C_4$ and $S'_y = S'_y C_2 \cup S'_y C_3 \cup S'_y C_5$.

Suppose v is based at $x \in \gamma$ and points into a chamber C . Let $\theta(v)$ be the angle between v and the normal to γ based at x pointing into C (see Figure 20). Recall that S'_x is a collection of open hemispheres of unit tangent vectors and thus can be identified with an open semicircle by mapping each vector to its endpoint. As a result, we can put a Lebesgue measure λ_x , the usual measure on a collection of open semicircles, on S'_x . Finally, let dx be the volume element on $\{\gamma_j\}_{j=1}^n$. Then define the Liouville measure on S' as:

$$d\mu(v) = \cos(\theta(v)) d\lambda_x dx \quad (7)$$

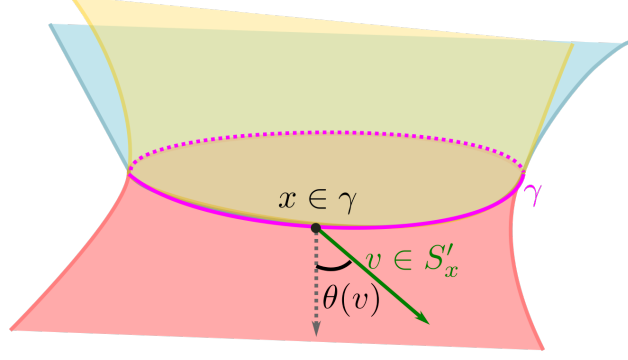


Figure 20: Given a vector $v \in S'_x$, $\theta(v)$ is the angle between v and the unit normal of the gluing curve x emanates from.

Ballmann and Brin also observe that $d\overline{L}_g = d\mu \times dt$, a measure on the set of unit-speed parameterized geodesics that transversely intersect $\{\gamma_j\}_{j=1}^n$, is invariant under geodesic flow and flip using arguments from billiards dynamics. Furthermore, they observe \overline{L}_g is the usual Liouville measure on the interiors of the chambers of X . Recall from the discussion in Section 5.1 that there is a bijective correspondence between $\mathcal{M}_{\text{flip-flow}}(X)$, the set of geodesic flow and flip invariant Radon measures on the generalized unit tangent bundle SX , and $\mathcal{C}(X)$, π_1 -invariant Radon measures on $\mathcal{G}(\tilde{X})$ for any Gromov hyperbolic space (including negatively curved P-manifolds), and \overline{L}_g corresponds to a geodesic current $L_g = \mu$. \square

The Liouville Current in Local Coordinates. Inspired by Constantine and Lafont (see [CL19b]), we now give a local expression for the the current $L_g \in \mathcal{C}(X)$. Let (X, g) be a simple, thick P-manifold equipped with a metric $g \in \mathcal{M}_{\leq}$. Let $\sigma \subset (X, g)$ be a geodesic segment.

Suppose $v \in S'C$, where $S'C$ denotes the set of unit tangent vectors pointing into a particular chamber C . We can use v to extend a geodesic segment $\sigma \subset C$ until σ reaches a (possibly the same) gluing curve $\gamma' \in \{\gamma_j\}_{j=1}^n$ at some point $x \in \gamma'$. Following the notation in [BB95], we let $F(v) \in S'$ denote the set of vectors emanating from x which can geodesically extend σ (see Figure 21); note that $|F(v)|$ is exactly one less than the number of chambers adjacent to γ' , as σ can be extended into any chamber adjacent to γ' barring the one it came from. Let W denote the set of all $(w_n)_{n \in \mathbb{Z}}$, bi-infinite sequences of vectors such that $w_{n+1} \in F(w_n)$.

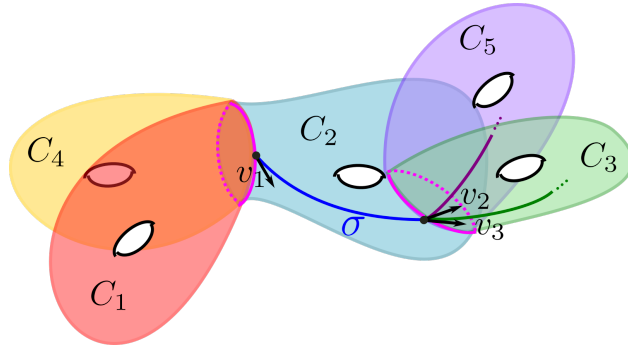


Figure 21: Given $v_1 \in S'_x C_2$, there are two ways to continue σ , the geodesic segment determined by v_1 : along $v_1 \in S'_x C_3$ or along $v_2 \in S'_x C_5$, so $|F(v)| = 2$.

Let $V \subset S'$ be the set of all vectors that can be included into some $(w_n)_{n \in \mathbb{Z}} \in W$, which

Ballmann and Brin observe to be a full measure subset of S' . We can view V as the state space of a Markov Chain with transition probabilities on $v, w \in V$ defined by:

$$p(v, w) = \begin{cases} \frac{1}{|F(v)|} & \text{if } w \in F(v) \\ 0 & \text{otherwise} \end{cases} \quad (8)$$

We can thus parameterize the mass of unoriented, unparameterized geodesics $\mathcal{G}(\sigma) \subset \mathcal{G}(\tilde{X})$ that intersect a geodesic segment $\sigma \subset \tilde{X}$ at a positive angle with local coordinates $(x, \theta(v), (\tilde{w}_n)_{n \in \mathbb{N}})$. More precisely, given $\xi \in \mathcal{G}(\sigma)$, we have:

- x is the point of intersection of the element $\xi \in \mathcal{G}(\tilde{X})$ with σ ;
- $\theta(v) \in (0, \pi)$ is the angle between the normal to σ at x and a unit tangent vector of ξ at x (with fixed orientations for ξ and σ);
- $(\tilde{w}_n)_{n \in \mathbb{N}}$ denotes a bi-infinite sequence of unit vectors based at branching geodesics along which ξ continues. Note that these are lifts of the unit vectors in $(w_n)_{n \in \mathbb{N}} \in W$ described above. We will let \tilde{W} denote the set of all possible $(\tilde{w}_n)_{n \in \mathbb{N}}$.

It is then natural to locally define L_g on the triple $(x, \theta(v), (\tilde{w}_n)_{n \in \mathbb{N}})$:

Definition 4.5 (Liouville current for Riemannian P-manifolds). Let (X, g) be a simple, thick P-manifold equipped with $g \in \mathcal{M}_{\leq}$. Then given a geodesic segment $\sigma \subset (X, \tilde{g})$, one can use the *Liouville current* L_g to measure the mass of unparameterized, unoriented geodesics $(x, \theta(v), (\tilde{w}_n)_{n \in \mathbb{N}})$ intersecting σ at a nonzero angle with the local coordinates:

$$dL_g = \cos(\theta) d\theta dx d\nu$$

Where dx is the volume element on $\{\gamma\}_{j=1}^n$ and ν is the Markov probability measure given by the transition probabilities from Equation 8.

Note that $d\theta d\nu$ is equivalent to the Lebesgue measure $d\lambda_x$ on S'_x , a collection of unit tangent vectors based at $x \in X$. Indeed, the Lebesgue measure on a unit semicircle is $d\theta$, as the arclength of a sector of a unit semicircle is determined completely by the angle measure of the sector in radians. Thus, the local coordinates from Definition 4.5 agree with the coordinates given by Ballmann and Brin in equation 7.

4.2.2 Intersection numbers determine lengths of geodesics

We now associate intersection numbers with the length spectrum of a simple, thick P-manifold (X, g) where $g \in \mathcal{M}_{\leq}$, taking inspiration from Constantine and Lafont's methods from [CL19b].

If I is a geodesic segment in \tilde{X} , let $\mathcal{G}(I)$ denote the compact subset of geodesics of $\mathcal{G}(\tilde{X})$ that intersect I but are not tangent to I . Let $\tilde{\alpha}$ be some lift of α in \tilde{X} and let I_{α} be the fundamental domain on $\tilde{\alpha}$ of the action by α ; note that I_{α} has length $\ell_g(\alpha)$. First, we prove a useful lemma that relates $L_g(\mathcal{G}(I_{\alpha}))$ and $i(\alpha, L_g)$ (see Definition 2.13).

Lemma 4.6. *Suppose $\alpha \in \pi_1(X)$ is represented by a primitive geodesic α , and let μ be a geodesic current with full support in $\mathcal{G}(\tilde{X})$. Then $i(\alpha, \mu) = \mu(\mathcal{G}(I_{\alpha}))$.*

Proof. Let $\widehat{A}_n(\alpha) = \{d \in \mathcal{G}(\tilde{X})/\Gamma : d \pitchfork \tilde{\alpha} \text{ and } \varpi(\tilde{\alpha}, d) = n\}$, where $d \pitchfork \tilde{\alpha}$ means that d is transverse to $\tilde{\alpha}$ in the sense of Definition 2.12. Recall that $\mathcal{W}(\tilde{\alpha}, d)$ is the set of branching geodesics that transversely intersect both $\tilde{\alpha}$ and d . Let $\mathcal{P}(\tilde{\alpha}, d)$ denote the set of points of intersection of d with branching geodesics in $\mathcal{W}(\tilde{\alpha}, d)$. Let:

$$A_n(\alpha) = \{d' \in \mathcal{G}(\tilde{X})/\Gamma : d' \in \mathcal{G}(I_\alpha) \text{ and } d' \text{ agrees with some } d \in \widehat{A}_n(\alpha) \text{ inside an } \epsilon\text{-neighborhood of } I_\alpha \text{ before possibly diverging from } d \text{ at some subset of points in } \mathcal{P}(\tilde{\alpha}, d)\}$$

For $d \in \widehat{A}_n(\alpha)$, since $d \in \mathcal{G}(\tilde{X})/\Gamma$ and $d \pitchfork \tilde{\alpha}$, it follows that $d \in \mathcal{G}(I_\alpha)$. As a result, we have that $\widehat{A}_n(\alpha) \subset A_n(\alpha)$. Note that $A_n(\alpha)$ and $\widehat{A}_n(\alpha)$ are both in the support of μ , and since there are n times as many geodesics in $A_n(\alpha)$ than in $\widehat{A}_n(\alpha)$, it follows that $\mu(A_n(\alpha)) = n\mu(\widehat{A}_n(\alpha))$. Indeed, geodesics in $A_n(\alpha)$ are precisely those that agree with geodesics in $\widehat{A}_n(\alpha)$ until possibly diverging from d at some subset of $\mathcal{P}(\tilde{\alpha}, d)$ (see Figure 22).

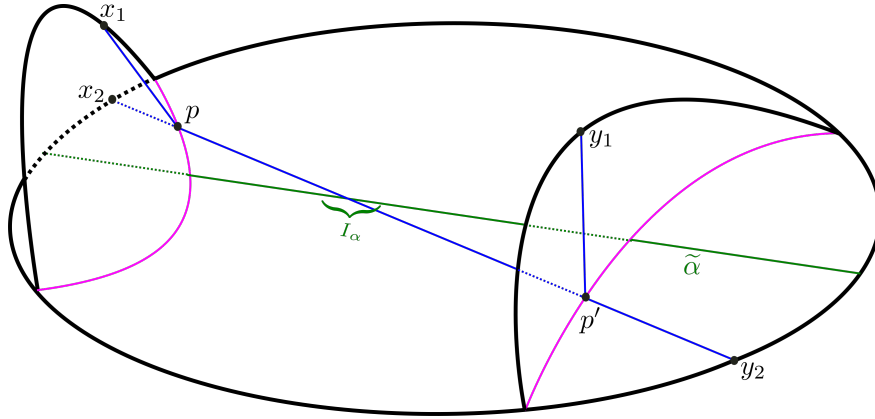


Figure 22: While $d = (x_2, y_2) \in \widehat{A}_4(\alpha)$ is the only geodesic in the picture transverse to $\tilde{\alpha}$, (x_1, y_1) , (x_1, y_2) , and $(x_2, y_1) \in A_4(\alpha)$, which diverge from (x_2, y_2) at points in $\{p, p'\} = \mathcal{P}(\tilde{\alpha}, d)$, also intersect I_α at a nonzero angle. All four geodesics are in the support of μ , which suggests $\mu(A_4(\alpha)) = 4\mu(\widehat{A}_4(\alpha))$.

It is clear that the $\widehat{A}_n(\alpha)$ are disjoint for distinct $n \in \mathbb{N}$, and Constantine and Lafont prove that $A_n(\alpha)$ are also disjoint for different $n \in \mathbb{N}$ for Fuchsian buildings; the proof is similar in our setting (see Proposition 8.7 of [CL19b]). Note that $\bigsqcup_{n \in \mathbb{N}} A_n(\alpha) = \mathcal{G}(I_\alpha)$ since every geodesic in $\mathcal{G}(\tilde{X})/\Gamma$ intersecting I_α at a nonzero angle will agree with some geodesic transverse to $\tilde{\alpha} \supset I_\alpha$ until possibly diverging from it at branching geodesics.

We are then ready to prove the lemma. Let $p^{-1}(\alpha)$ denote the set of all lifts of α . Note that $\text{supp}(\alpha \times \mu) = \text{supp}(\alpha) \times (\text{supp}(\mu) \cap \bigsqcup_{n \in \mathbb{N}} \widehat{A}_n(\alpha)) = p^{-1}(\alpha) \times \bigsqcup_{n \in \mathbb{N}} \widehat{A}_n(\alpha)$. Thus:

$$\begin{aligned} i(\alpha, \mu) &= \int_{D(\mathcal{G}(\tilde{X})/\Gamma)} \varpi(\xi, \eta) d\alpha d\mu = \sum_{n \in \mathbb{N}} n \left(\int_{\{(\xi, \eta) \in D(\mathcal{G}(\tilde{X})/\Gamma) : \varpi(\xi, \eta) = n\}} d\alpha d\mu \right) \\ &= \sum_{n \in \mathbb{N}} n((\alpha \times \mu)(p^{-1}(\alpha) \times \widehat{A}_n(\alpha))) = \sum_{n \in \mathbb{N}} n\mu(\widehat{A}_n(\alpha)) = \sum_{n \in \mathbb{N}} \mu(A_n(\alpha)) \\ &= \mu\left(\bigsqcup_{n \in \mathbb{N}} A_n(\alpha)\right) = \mu(\mathcal{G}(I_\alpha)) \end{aligned}$$

□

In particular, for the Liouville current L_g from Definition 4.5, it follows that for all $\alpha \in \pi_1(X)$, $i(\alpha, L_g) = L_g(\mathcal{G}(I_\alpha))$. We now relate this intersection number with the g -length of α .

Lemma 4.7. *Suppose $\alpha \in \pi_1(X)$ is represented by geodesic α and let $\{\gamma_i\}_{i=1}^n$ denote the collection of gluing curves in X . Furthermore, suppose that there are n_i distinct boundary components attached to γ_i . Then:*

$$i(\alpha, L_g) = \begin{cases} 2\ell_g(\alpha) & \text{if } \alpha \notin \{\gamma_i\}_{i=1}^n \\ n_i\ell_g(\alpha) & \text{otherwise} \end{cases}$$

Proof. Decompose α into a collection of segments s_i where s_i either lies entirely in the interior of a chamber C or a branching geodesic. We will show that $i(\alpha, L_g) = \sum_i q(s_i)\ell_g(s_i)$, where $\ell_g(s_i)$ denotes the length of s_i , $q(s_i) = 2$ if s_i lies in the interior of a chamber and $q(s_i) = n$ if s_i lies on a gluing curve γ_{s_i} , where n is the number of boundary components attached to γ_{s_i} . By Lemma 4.6, it suffices to compute $L_g(\mathcal{G}(I_{s_i}))$, where I_{s_i} is some (any) fundamental domain of s_i in \tilde{X} under the universal covering map.

If s_i is in the interior of a chamber, the proof is the same as the proof in [Ota90] since the Liouville current of (X, g) is identical to the usual Liouville current defined for surfaces. Using local coordinates, we compute:

$$L_g(\mathcal{G}(I_{s_i})) = \int_{x \in I_{s_i}} \int_{\theta = -\frac{\pi}{2}}^{\frac{\pi}{2}} \cos(\theta) d\theta dx = 2 \int_{x \in I_{s_i}} dx = 2\ell_g(s_i) \quad (9)$$

Suppose, on the other hand, that s_i lies along a gluing curve γ_{s_i} and there are n distinct boundary components attached to γ_{s_i} . In the universal cover, a fundamental domain of γ_{s_i} will thus be attached to n distinct chambers in \tilde{X} . First, we compute the measure of the set of all geodesics in $\mathcal{G}(I_{s_i})$ that pass through two distinct, fixed chambers $\tilde{C}, \tilde{C}' \subset \tilde{X}$ adjacent to I_{s_i} . The probability that a geodesic in \tilde{X} intersecting I_{s_i} will continue into \tilde{C}' given that it came from \tilde{C} is $\frac{1}{n-1}$. Recall that since we are measuring the mass of *unoriented* geodesics that pass through I_{s_i} , geodesics originating from \tilde{C} and entering \tilde{C}' are identified with those originating from \tilde{C}' and entering \tilde{C} . The calculation is therefore the same the one seen in Equation 9, with an extra factor of $\frac{1}{n-1}$. Since there are $\binom{n}{2}$ choices of \tilde{C} and \tilde{C}' , the measure of unoriented, unparameterized geodesics passing through I_{s_i} is as follows:

$$L_g(\mathcal{G}(I_{s_i})) = \int_W \int_{x \in I_{s_i}} \int_{\theta = -\frac{\pi}{2}}^{\frac{\pi}{2}} \cos(\theta) d\theta d\lambda d\nu = \binom{n}{2} \frac{1}{n-1} \int_{x \in I_{s_i}} \int_{\theta = -\frac{\pi}{2}}^{\frac{\pi}{2}} \cos(\theta) d\theta d\lambda = n\ell_g(s_i)$$

□

In particular, Lemma 4.7 implies that $i(\alpha, L_g) = 2\ell_g(\alpha)$ if α transversely intersects the set of gluing geodesics in X . Unlike in [CL19b], the only other case is when α is a gluing geodesic, in which case $i(\alpha, L_g) = n\ell_g(\alpha)$, where n again denotes the number of distinct boundary components attached to α .

Suppose that (X, g_1) and (X, g_2) have the same marked length spectra. From Lemma 4.7, we can infer that if $\alpha \in \pi_1(X)$ is not a gluing curve, then:

$$i(\alpha, L_{g_1}) = 2\ell_{g_1}(\alpha) = 2\ell_{g_2}(\alpha) = i(\alpha, L_{g_2})$$

On the other hand, if α is a gluing curve attached to n distinct boundary components, then:

$$i(\alpha, L_{g_1}) = n\ell_{g_1}(\alpha) = n\ell_{g_2}(\alpha) = i(\alpha, L_{g_2})$$

Thus, we can conclude that $i(\alpha, L_{g_1}) = i(\alpha, L_{g_2})$ for all $\alpha \in \pi_1(X)$.

With this information, we now prove a useful fact about geodesic currents $\mu \in \mathcal{C}(X)$ by adapting the proof of Theorem 2 from [Ota90], which says a geodesic current is completely determined by its intersection number data. In order to do so, we need the following Lemma:

Lemma 4.8. *Suppose $I \subset \partial^\infty(\tilde{X})$, $J \subset \partial^\infty(\tilde{X})$ are intervals (see Definition 2.10), and $\bar{I} \cap \bar{J} = \emptyset$. Then there exist finite partitions $\bigcup_{i=1}^N I_i$ and $\bigcup_{j=1}^M J_j$ of I and J respectively such that for all i and j , I_i and J_j both lie on the boundary of some apartment (disk) in \tilde{X} .*

Proof. We show that one can split I and J each into at most three intervals to satisfy the statement of the lemma. In the following proof, unless otherwise specified, if $p_1, p_2 \in \partial^\infty(\tilde{X})$ are both in \bar{I} or \bar{J} , we use the notation (p_1, p_2) and $[p_1, p_2]$ to denote (the unique) open and closed intervals respectively in $\bar{I} \cup \bar{J}$ with endpoints p_1 and p_2 . Furthermore, we will assume that I has endpoints a and b and J has endpoints c and d .

Since $\partial^\infty(\tilde{X})$ is path-connected (see Section 2.3.1), there is an injective path from a to \bar{J} . Let $\gamma_a : [0, 1] \rightarrow \partial^\infty(\tilde{X})$ be an injective path from a to J such that $\gamma_a(0) = a$, $\gamma_a(1) \in \bar{J}$, $\gamma_a(t) \notin \bar{I} \cup \bar{J}$ for all $t \in (0, 1)$, and let $p_a := \gamma_a(1)$. In other words, p_a is the first point in \bar{J} that γ_a reaches. Define $\gamma_b, \gamma_c, \gamma_d$, and p_b, p_c , and p_d similarly. Then I can be partitioned into $\{I_i\}$ where each with endpoints a_i and b_i , each of which is in the set $\{a, p_c, p_d, b\}$. Similarly, J can be partitioned into $\{J_j\}$ with endpoints c_j and d_j , each of which is in the set $\{c, p_a, p_b, d\}$.

In the special case that p_a, p_b, p_c and p_d are all in $\{a, b, c, d\}$, then I and J themselves are already included in the boundary of an apartment. Indeed, without loss of generality, assume $p_a = c$ and $p_b = d$. Then there is an injective path between a and c as well as one between b and d . Then $[a, c] \cup [c, d] \cup [d, b] \cup [b, a]$, where $[a, c] = \gamma_a([0, 1]) = \gamma_c([1, 0])$ and $[d, b] = \gamma_d([0, 1]) = \gamma_b([1, 0])$, forms the boundary of an apartment.

Otherwise, note that either I and J are both split into two intervals or both split into three intervals. Indeed, if $p_a = c$ (for example), then $p_c = a$, so I and J would be split into at most two intervals with endpoints both in $\{a, p_d, b\}$ or $\{c, p_b, d\}$. If I and J are each split into two or three subintervals, then there are exactly three possible kinds of subintervals that may arise:

- **Case One:** Exactly two of the endpoints of I_i and J_j (i.e. the set $\{a_i, b_i, c_j, d_j\}$) belong in the set $\{a, b, c, d\}$. Note that this can only happen if I_i and J_j each contain exactly one of a, b, c , or d . Without loss of generality, suppose $a_i = a$ and $c_j = c$. There are injective paths γ_a and γ_c from a to p_a and c to p_c respectively; these will trace out part of the boundary of an apartment containing $I_i \cup J_j$. There are two subcases.

If $p_c \neq a$ (so $p_a \neq c$), then $(a_i, b_i) = (a, b_i) \subseteq (a, p_c)$ and $(c_j, d_j) = (c, d_j) \subseteq (c, p_a)$ by definition of a partition. Then $I_i \subset [a, p_c]$ and $J_j \subset [c, p_a]$, so $[a, p_a] \cup [p_a, c] \cup [c, p_c] \cup [p_c, a]$ is the boundary of an apartment containing $I_i \cup J_j$, where $[a, p_a] = \gamma_a([0, 1])$ and $[c, p_c] = \gamma_c([0, 1])$. On the other hand, if $p_c = a$ so $c = p_a$, then $b_i = p_d$ and $d_j = p_b$ necessarily. Then $[a_i, b_i] \cup [c_j, d_j] = [a, p_d] \cup [c, p_b] \subset [a, b] \cup [c, p_b] \subset [a, c] \cup [c, p_b] \cup [p_b, b] \cup [b, a]$, which forms the boundary of an apartment containing $I_i \cup J_j$. As before, we set $[a, c] = \gamma_a([0, 1])$ and $[p_b, b] = \gamma_b([1, 0])$. See Figure 23 for an illustration of these two subcases.

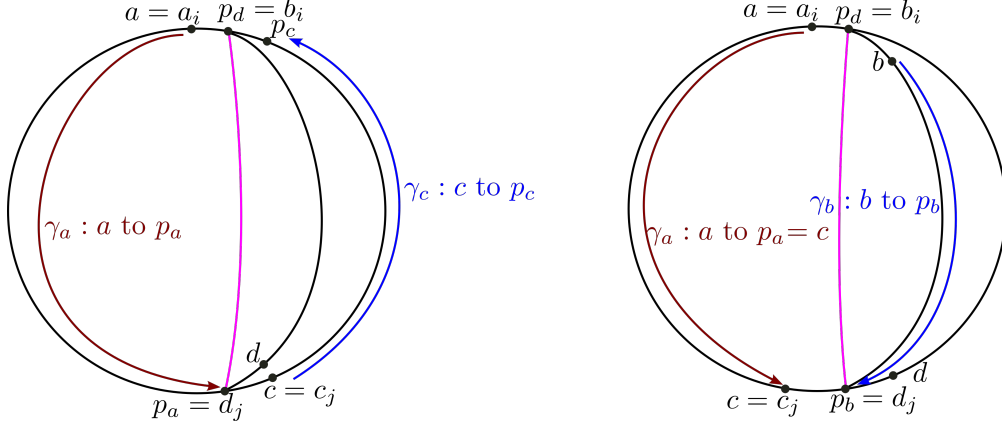


Figure 23: Examples of I_i and J_j where exactly one pair of endpoints is in the set $\{a, b, c, d\}$. In the picture on the left, an apartment boundary is formed by $[a, p_a] \cup [p_a, c] \cup [c, p_c] \cup [p_c, a]$ while in the picture on the right, the apartment boundary is formed by $[a, c] \cup [c, p_b] \cup [p_b, b] \cup [b, a]$. In both examples, $I_i \cup J_j$ is included in the boundary of an apartment.

- **Case Two:** Exactly one of the endpoints of I_i and J_j belongs in the set $\{a, b, c, d\}$. Without loss of generality, assume I_i has endpoints a and b_i and J_j has endpoints p_a and p_b . Again, there is an injective path from a to p_a . There is also an injective path from b_i to either c or d ; without loss of generality, assume $b_i = p_c$. Note that either (p_b, c) or (p_a, c) contains (p_a, p_b) since (c, d) is partitioned into either $(c, p_a) \cup (p_a, p_b) \cup (p_b, d)$ or $(c, p_b) \cup (p_b, p_a) \cup (p_a, d)$. Without loss of generality, assume $(p_a, p_b) \subset (p_a, c)$. Then $[a, p_a] \cup [p_a, c] \cup [c, p_c] \cup [p_c, a]$ forms the boundary of an apartment containing $I_i \cup J_j$ since $\overline{I_i} = [a, p_c]$ and $\overline{J_j} = [p_a, p_b] \subseteq [p_a, c]$, where $[a, p_a] = \gamma_a([0, 1])$ and $[p_c, c] = \gamma_c([1, 0])$. See the figure on the left of Figure 24.

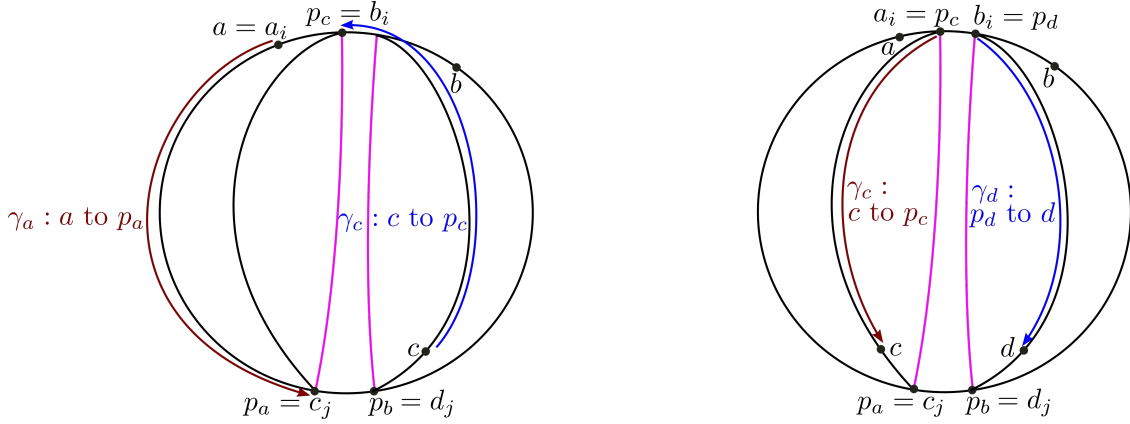


Figure 24: Examples of case two (left) and three (right). In both examples, $I_i \cup J_j$ is included in the boundary of an apartment. For the figure on the left, I_i is included in $[a, p_a] \cup [p_a, c] \cup [c, p_c] \cup [p_c, a]$ and for the figure on the right, J_j is included in $[p_c, c] \cup [c, d] \cup [d, p_d] \cup [p_d, p_c]$.

- **Case Three:** None of the four endpoints of I_i and J_j are in $\{a, b, c, d\}$. In other words, I_i has endpoints p_c and p_d and J_j has endpoints p_a and p_b . Note there are injective paths from p_c and p_d to c and d respectively, and $I_i \subset I$. Thus, $\overline{I_i} \cup \overline{J_j} = [p_c, p_d] \cup [p_a, p_b]$ is a subset of the boundary of an apartment $[c, p_c] \cup [p_c, p_d] \cup [p_d, d] \cup [d, c]$ where $[c, p_c] = \gamma_c([0, 1])$ and

$[p_d, d] = \gamma_d([1, 0])$. See the figure on the right of Figure 6 for an illustration.

□

Lemma 4.9. *Let $\mu_1, \mu_2 \in \mathcal{C}(X)$, where X is a Riemannian P -manifold. Then $\mu_1 = \mu_2$ if $i(\mu_1, \alpha) = i(\mu_2, \alpha)$ for all $\alpha \in \pi_1(X)$.*

Proof. From the discussion in the proof of Lemma 3.5, we know there exists $v \in \mathcal{G}(\tilde{X})/\pi_1(X)$, a unit speed geodesic in X , with dense forward and backward orbit under the geodesic flow map. In particular, the image of v is dense in X , the image of the lifts of v are dense in \tilde{X} , and the endpoints of such lifts are dense in $\mathcal{G}(\tilde{X})$.

Since the lifts of v and thus their endpoints are countable, it follows that $\mathcal{G}(\tilde{X})$ is separable since it contains a countable dense subset. As the result, the open sets (and thus the Borel σ -algebra) of $\mathcal{G}(\tilde{X})$ are generated by products of open balls defined in Equation 3 of Section 2.4, $B(p_1, d_1) \times B(p_2, d_2)$ with disjoint closure. Recall that $B(p, d)$ describes the set of geodesic rays that 2δ -fellow-travel with the geodesic ray p for distance d .

Observe that each $B(p, d)$ can be covered by a countable collection of intervals. Indeed, each lift $\tilde{\gamma} \subset \tilde{X}$ of a gluing geodesic $\gamma \subset X$ is attached to finitely many apartments or totally geodesic subsets of apartments which are universal covers of chambers glued to γ in X . In particular, if one or two chambers glue together at γ to form a closed surface $S \subset X$, then there is an apartment that is a copy of the universal cover of S glued to each $\tilde{\gamma}$. In all other cases, $\tilde{\gamma}$ is glued to a copy of the universal cover of a surface with boundary, which is a totally geodesic subset of an apartment. Since there are countably many branching geodesics in \tilde{X} , there are countably many such copies of universal covers of chambers or unions of chambers. Note that the intersection of $B(p, r)$ with the boundary of an apartment can be covered with one interval while the intersection of $B(p, r)$ with the boundary of a copy of the universal cover of a surface with boundary is the complement of a Cantor set, which can be covered with countably many open intervals. Thus, since a countable union of countable sets is still countable, $B(p, r)$ can be covered with countably many intervals.

Since every countable union of sets can be written as a countable disjoint union of subsets of sets in the union, we can write $B(p_1, d_1)$ and $B(p_2, d_2)$ as countable disjoint unions of intervals. In other words, for intervals I_i and J_j , we have the following:

$$\mu(B(p_1, d_1) \times B(p_2, d_2)) = \mu\left(\bigsqcup_{i \in \mathbb{N}} I_i \times \bigsqcup_{j \in \mathbb{N}} J_j\right) = \mu\left(\bigsqcup_{i, j \in \mathbb{N}} (I_i \times J_j)\right) \quad (10)$$

By Lemma 4.8, for any I_i and J_j , it follows that $I_i = \bigcup_{n=1}^{N(i)} I_{i,n}$ and $J_j = \bigcup_{m=1}^{M(j)} J_{j,m}$ where $I_{i,n}$ and $J_{j,m}$ are disjoint intervals such that for all $1 \leq n \leq N(i)$ and $1 \leq m \leq M(j)$, $I_{i,n} \cup J_{j,m}$ lies on the boundary of a single apartment. As a result, we have that:

$$\mu(I_i \times J_j) = \mu\left(\bigsqcup_{1 \leq n \leq N(i)} I_{i,n} \times \bigsqcup_{1 \leq m \leq M(j)} J_{j,m}\right) = \mu\left(\bigsqcup_{\substack{1 \leq n \leq N(i) \\ 1 \leq m \leq M(j)}} I_{i,n} \times J_{j,m}\right) \quad (11)$$

The proof now closely follows the argument by Otal, which we will recall here, with a few modifications. Let $\tilde{v}_1, \tilde{v}_2, \tilde{v}_3$, and \tilde{v}_4 be four arbitrary lifts of v in \tilde{X} . Suppose $I_{i,n}$ is a geodesic arc in $\partial^\infty(\tilde{X})$ sharing one endpoint x_n with \tilde{v}_1 and the other, y_n , with \tilde{v}_2 and $J_{j,m}$ a geodesic arc sharing one endpoint w_m with \tilde{v}_3 and the other, z_m , with \tilde{v}_4 . Note that since the lifts of v are dense in \tilde{X} , it suffices to find the μ -mass of geodesics with endpoints in all such $I_{i,n}$ and $J_{j,m}$, which we will denote by $\mu(I_{i,n} \times J_{j,m})$.

Let $\mathcal{G}(\gamma)$ denote the set of geodesics that pass through a geodesic $\gamma \subset \tilde{X}$. Let $\gamma_{x_n, z_m} \subset A$ denote the geodesic in X with endpoints x_n and z_m . Define γ_{y_n, w_n} , γ_{x_n, w_n} and γ_{y_n, z_m} similarly. Note that (see Figure 25 for details):

$$\mu(I_{i,n} \times J_{j,m}) = \frac{1}{2} \left(\mu(\mathcal{G}(\gamma_{x_n, z_m})) + \mu(\mathcal{G}(\gamma_{y_n, w_m})) - \mu(\mathcal{G}(\gamma_{x_n, w_m})) - \mu(\mathcal{G}(\gamma_{y_n, z_m})) \right) \quad (12)$$

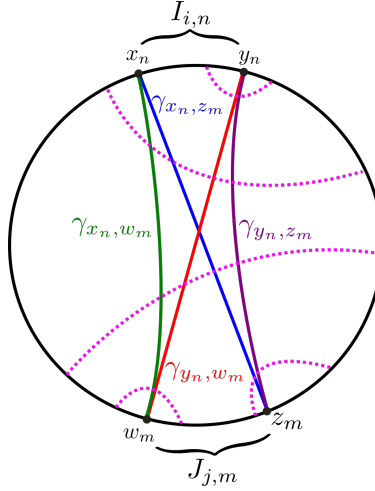


Figure 25: An illustration of Equation 12. Note that $I_{i,n}$ and $J_{j,m}$ lie on the boundary of some apartment. The pink geodesics represented by dashed lines do not have one endpoint in $I_{i,n}$ and the other in $J_{j,m}$; their mass is thus subtracted from the calculation of the mass of $\mu(I_{i,n} \times J_{j,m})$.

Using a similar argument to the one in Lemma 3.5, one can conclude that there exist $\alpha_i^{nm} \in \pi_1(X)$ where $i = 1, 2, 3, 4$ such that the translation axes of α_i^{nm} approximate the geodesics γ_{x_n, z_m} , γ_{y_n, w_n} , γ_{x_n, w_n} and γ_{y_n, z_m} arbitrarily well. Recall that $i(\mu, \alpha_i^{nm})$ is by definition the μ -mass of geodesics passing through the translation axis of α_i^{nm} . In other words, for any choice of $\epsilon > 0$, there exist α_i^{nm} such that for any $k, M, N \in \mathbb{Z}_{>0}$:

$$\left| \mu(I_{i,n} \times J_{j,m}) - \frac{1}{2} (i(\mu, \alpha_1^{nm}) + i(\mu, \alpha_2^{nm}) - i(\mu, \alpha_3^{nm}) - i(\mu, \alpha_4^{nm})) \right| < \frac{\epsilon}{kMN}$$

So for all $\epsilon > 0$, there exist $\{\alpha_1^{mn}, \alpha_2^{mn}, \alpha_3^{mn}, \alpha_4^{mn}\}_{\substack{1 \leq m \leq M \\ 1 \leq n \leq N}}$ such that:

$$\begin{aligned} & \left| \mu(I_i \times J_j) - \sum_{\substack{1 \leq m \leq M(j) \\ 1 \leq n \leq N(i)}} \frac{1}{2} (i(\mu, \alpha_1^{mn}) + i(\mu, \alpha_2^{mn}) - i(\mu, \alpha_3^{mn}) - i(\mu, \alpha_4^{mn})) \right| \\ &= \left| \sum_{\substack{1 \leq n \leq N(i) \\ 1 \leq m \leq M(j)}} \mu(I_{i,n} \times J_{j,m}) - \sum_{\substack{1 \leq m \leq M(j) \\ 1 \leq n \leq N(i)}} \frac{1}{2} (i(\mu, \alpha_1^{mn}) + i(\mu, \alpha_2^{mn}) - i(\mu, \alpha_3^{mn}) - i(\mu, \alpha_4^{mn})) \right| \\ &\leq \sum_{\substack{1 \leq n \leq N(i) \\ 1 \leq m \leq M(j)}} \left| \mu(I_{i,n} \times J_{j,m}) - \frac{1}{2} (i(\mu, \alpha_1^{mn}) + i(\mu, \alpha_2^{mn}) - i(\mu, \alpha_3^{mn}) - i(\mu, \alpha_4^{mn})) \right| \end{aligned}$$

$$\leq \sum_{\substack{1 \leq n \leq N(i) \\ 1 \leq m \leq M(j)}} \frac{\epsilon}{M(i)N(j)(2^i)(2^j)} = \frac{\epsilon}{(2^i)(2^j)}$$

Finally, combining equations 10, 11, and the aforementioned inequality, we have that for any $\epsilon > 0$:

$$\begin{aligned} & \left| \mu(B(p_1, d_1) \times B(p_2, d_2)) - \sum_{i,j \in \mathbb{N}} \sum_{\substack{1 \leq n \leq N(i) \\ 1 \leq m \leq M(j)}} \frac{1}{2} (i(\mu, \alpha_1^{mn}) + i(\mu, \alpha_2^{mn}) - i(\mu, \alpha_3^{mn}) - i(\mu, \alpha_4^{mn})) \right| \\ &= \left| \sum_{i,j \in \mathbb{N}} \mu(I_i \times J_j) - \sum_{i,j \in \mathbb{N}} \sum_{\substack{1 \leq n \leq N(i) \\ 1 \leq m \leq M(j)}} \frac{1}{2} (i(\mu, \alpha_1^{mn}) + i(\mu, \alpha_2^{mn}) - i(\mu, \alpha_3^{mn}) - i(\mu, \alpha_4^{mn})) \right| \\ &= \left| \sum_{i,j \in \mathbb{N}} \left(\mu(I_i \times J_j) - \sum_{\substack{1 \leq n \leq N(i) \\ 1 \leq m \leq M(j)}} \frac{1}{2} (i(\mu, \alpha_1^{mn}) + i(\mu, \alpha_2^{mn}) - i(\mu, \alpha_3^{mn}) - i(\mu, \alpha_4^{mn})) \right) \right| \\ &\leq \sum_{i,j \in \mathbb{N}} \left| \mu(I_i \times J_j) - \sum_{\substack{1 \leq n \leq N(i) \\ 1 \leq m \leq M(j)}} \frac{1}{2} (i(\mu, \alpha_1^{mn}) + i(\mu, \alpha_2^{mn}) + i(\mu, \alpha_3^{mn}) + i(\mu, \alpha_4^{mn})) \right| \\ &\leq \sum_{i,j \in \mathbb{N}} \frac{\epsilon}{(2^i)(2^j)} = \epsilon \end{aligned}$$

This completes the proof since we have shown that we can measure $B(p_1, d_1) \times B(p_2, d_2)$ arbitrarily well using values of $i(\mu, \alpha)$, where $\alpha \in \pi_1(X)$. □

Proof of Proposition 4.3: Suppose (X, g_1) and (X, g_2) have the same marked length spectra. Then by Proposition 4.7, $i(L_{g_1}, \alpha) = i(L_{g_2}, \alpha)$ for all $\alpha \in \pi_1(X)$. By Proposition 4.9, it then follows that $L_{g_1} = L_{g_2}$. Consider a geodesic $\beta \in \pi_1(DX)$ in $(DX, \overline{g_i})$ for $i = 1$ or 2 . Note it is possible to find β_k such that $\ell_{\overline{g_i}}(\beta) = \ell_{\overline{g_i}}\left(\bigcup_{k \in \mathbb{N}} \beta_k\right)$, where each β_k is a geodesic arc lying entirely inside a single chamber of $(DX, \overline{g_i})$. Since each β_k is also a geodesic arc in a copy of a chamber in (X, g_i) , β_k can be viewed as a geodesic arc in (X, g_i) as well. Using the fact that $L_{g_1} = L_{g_2}$, which allows us to recover lengths of geodesic arcs in X , it then follows that:

$$\ell_{\overline{g_1}}(\beta) = \ell_{\overline{g_1}}\left(\bigcup_{k \in \mathbb{N}} \beta_k\right) = \sum_{k \in \mathbb{N}} \ell_{\overline{g_1}}(\beta_k) = \sum_{k \in \mathbb{N}} \ell_{g_1}(\beta_k) = \sum_{k \in \mathbb{N}} \ell_{g_2}(\beta_k) = \sum_{k \in \mathbb{N}} \ell_{\overline{g_2}}(\beta_k) = \ell_{\overline{g_2}}\left(\bigcup_{k \in \mathbb{N}} \beta_k\right) = \ell_{\overline{g_2}}(\beta)$$

The key equality is the fourth one, which follows since $L_{g_1} = L_{g_2}$. We then conclude that the marked length spectra of $(DX, \overline{g_1})$ and $(DX, \overline{g_2})$ are the same, as desired. □

4.3 Proof of Theorem 1.3

We now have all the ingredients needed for proving Theorem 1.3.

Proof. Suppose (X, g_1) and (X, g_2) have the same marked length spectra. Suppose every chamber in X can be included into a closed surface. Then by Proposition 3.1, (X, g_1) and (X, g_2) are isometric via a map isotopic to identity, $\phi : (X, g_1) \rightarrow (X, g_2)$.

Otherwise, use the construction from the proof of Lemma 4.2 to obtain a finite-sheeted cover \hat{X} (possibly with index 1) such that no two boundaries components of the same chamber are glued together in \hat{X} . Suppose now that every chamber in \hat{X} can be included into a closed surface. Then by Proposition 3.1, there exists an isometry isotopic to the identity $\hat{\phi} : (\hat{X}, \hat{g}_1) \rightarrow (\hat{X}, \hat{g}_2)$. Recall that $\hat{\phi}$ is constructed by projecting the $\pi_1(\hat{X})$ -equivariant isometry $\tilde{\phi} : (\tilde{X}, \tilde{g}_1) \rightarrow (\tilde{X}, \tilde{g}_2)$ between copies of the universal cover \tilde{X} of both X and \hat{X} . By construction, $\tilde{\phi}$ is also $\pi_1(X)$ -equivariant, so there exists some isometry $\phi : (X, g_1) \rightarrow (X, g_2)$ isotopic to the identity as well.

If not every chamber in \hat{X} can be included into a closed surface, we can consider the double of \hat{X} along its gluing curves, $D\hat{X}$ (see Figure 26 for an illustration of a case where both taking a finite-sheeted cover and doubling is required to reduce to the base case). Note that by construction, every boundary component of every chamber in $D\hat{X}$ may now be paired with exactly one boundary component of an isometric chamber, so each chamber in $D\hat{X}$ can be included into a closed surface. Furthermore, by Proposition 4.3, $(D\hat{X}, \hat{g}_1)$ and $(D\hat{X}, \hat{g}_2)$ have the same marked length spectrum. There is thus, again by Proposition 3.1, an isometry $\hat{\phi}_D : (D\hat{X}, \hat{g}_1) \rightarrow (D\hat{X}, \hat{g}_2)$ isotopic to the identity. Since restrictions of isometries are also isometries, it follows that the restriction $\hat{\phi} = \hat{\phi}_D|_{\hat{X}} : (\hat{X}, \hat{g}_1) \rightarrow (\hat{X}, \hat{g}_2)$ is also an isometry isotopic to the identity. Then apply the argument in the previous case to obtain an isometry $\phi : (X, g_1) \rightarrow (X, g_2)$ isotopic to the identity, as desired. \square

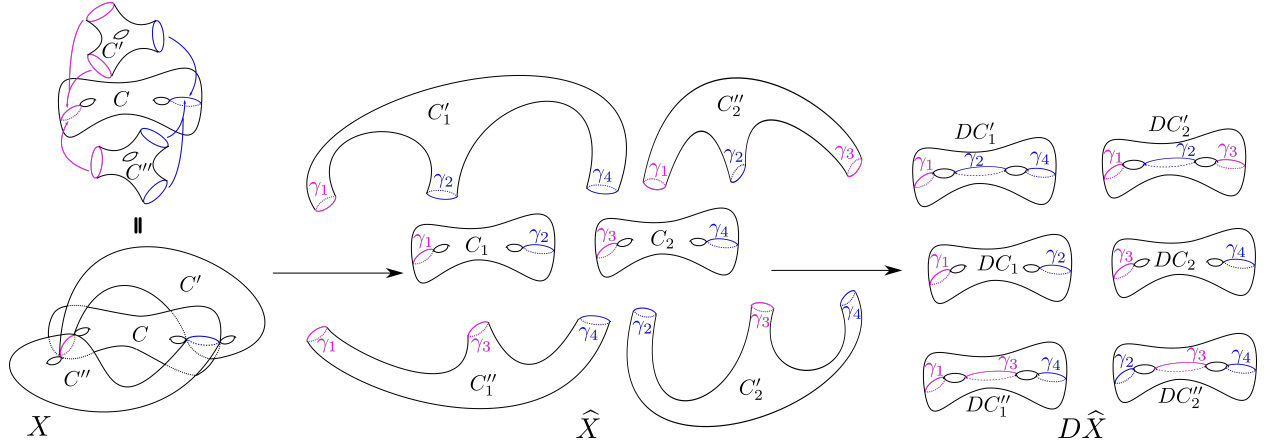


Figure 26: Since X does not fall into the base case, as C' and C'' are not included into closed surfaces, we construct a double cover of X based on the algorithm from Section 4.1. Note that \hat{X} also does not fall into the base case since C'_1, C'_2, C''_1 and C''_2 are each attached to a different triplet of gluing curves and thus are not included into any closed surfaces. After doubling along γ_i for $1 \leq i \leq 4$, we obtain $D\hat{X}$, which falls under the base case.

5 Appendix

The main purpose of this appendix is to prove the following statement, which is essential to the proof of Lemma 3.5:

Proposition 5.1. *The geodesic flow map on (Gromov) hyperbolic P -manifolds is ergodic.*

The ideas and terminology of this section are mostly taken from [Kai94], which we give a summary of for the convenience of the reader. We remark that we can also deduce ergodicity of the geodesic flow map from general theory in the setting of CAT(0) spaces with rank-one axes developed in [Ric17], but for simplicity, we stick to the ideas in [Kai94].

For the rest of this subsection, let (X, d) be a proper, connected Gromov hyperbolic space under a proper (preimages of compact sets are compact), nonelementary, isometric action by a group Γ and $\partial^\infty(X, d)$ be its visual boundary, the set of equivalence classes of asymptotic geodesic rays (see Definition 2.4 for details). Then the (Gromov) *hyperbolic compactification* \overline{X} of X may be defined as $\overline{X} = X \cup \partial^\infty(X)$.

Following [Kai94], we impose two additional assumptions:

Assumption 5.2 (Uniqueness of geodesics). For all $x_1, x_2 \in \overline{X}$, there exists a unique geodesic $[x_1, x_2]$ joining them.

Assumption 5.3 (Existence of convergent geodesics). If α_1 and α_2 are asymptotic (e.g. they lie within bounded distance of each other), then there exists some $c > 0$ such that:

$$\lim_{t \rightarrow \infty} d(\alpha_1(t), \alpha_2(t + c)) = 0$$

We remark that both assumptions hold if (X, d) is CAT(-1).

5.1 Patterson-Sullivan Measures

We now define a family of measures $\{\mu_p\}_{p \in X}$ on $\partial^\infty(X)$ which are defined for every point $p \in X$. Intuitively, such measures, called *conformal densities*, measure the proportion of elements of $\Gamma x = \{\gamma x \mid \gamma \in \Gamma\}$ that land within a specified subset of $\partial^\infty(X)$.

Given a point $a \in \partial^\infty(X)$ and $x, y \in X$, we set:

$$B_a(x, y) = \lim_{t \rightarrow \infty} d(x, r(t)) - d(y, r(t))$$

where $r : \mathbb{R} \rightarrow X$ is a geodesic ray with endpoint a . Sometimes in the literature, $B_a(x, y)$ is called the *horospherical distance between x and y* , and B_a , which does not depend on the choice of $r(t)$, is sometimes known as the Busmann cocycle function.

Definition 5.4. A family $\{\mu_p\}_{p \in X}$ of finite Borel (Radon) measures on $\partial^\infty(X)$ is called a *conformal density of dimension δ* if:

1. For all $\gamma \in \Gamma$, $\gamma_*\mu_p = \mu_{\gamma \cdot p}$ (μ_p is Γ -invariant);
2. For all $p, q \in X$ and $a \in \partial^\infty(X)$, μ_p and μ_q are equivalent with Radon-Nikodym derivative

$$\frac{d\mu_q}{d\mu_p}(a) = e^{-\delta B_a(x, y)}$$

One can define a *quasiconformal density of dimension δ* by relaxing the second condition in Definition 5.4 to say for all $p, q \in X$ and $a \in \partial^\infty(X)$, there exists some $C \geq 1$ such that:

$$\frac{1}{C} e^{-\delta B_a(x, y)} \leq \frac{d\mu_p}{d\mu_q}(a) \leq C e^{-\delta B_a(x, y)}$$

The *Poincare series* associated to Γ is the series $P(x, s) = \sum_{\gamma \in \Gamma} e^{s d(x, \gamma \cdot x)}$, where $x \in X$ and $s \in \mathbb{R}$. There is some $\delta_\Gamma \in \mathbb{R}$ aptly named the *critical exponent of Γ* . The series converges if $s < \delta_\Gamma$ and

diverges when $s > \delta_\Gamma$; if $s = \delta_\Gamma$, the series could either converge or diverge (see Proposition 5.3 of [Coo93]). Note that if X is a proper geodesic space and X/Γ is compact, then δ_Γ is finite (see Proposition 1.7 of [BM96]). Furthermore, if the action of Γ on X is non-elementary, then the critical exponent is nonzero. Thus, in the case where X is a simple, thick P-manifold and $\Gamma = \pi_1(X)$, δ_Γ is nonzero and finite.

While the existence of conformal densities is not guaranteed for a Gromov hyperbolic space (X, d) , one can guarantee the existence of quasiconformal densities given that the critical exponent δ_Γ is a finite positive number (as is the case when X is a simple, thick P-manifold), summarized in the following theorem. The *limit set* of Γ , the set of accumulation points in $\partial^\infty(X)$ of Γx for some (any) $x \in X$, is denoted by Λ_Γ .

Theorem 5.5 ([Coo93], Theorem 5.4). *Suppose a group Γ acts properly discontinuously via isometries on (X, d) , a proper (Gromov) hyperbolic metric space (and therefore $\delta_\Gamma \in (0, \infty)$). Then there exists a quasiconformal density of dimension δ_Γ supported on Λ_Γ .*

For every point $x \in X$, Cooernart constructs a *Patterson-Sullivan measure* μ_x from the quasiconformal density of dimension δ_Γ . Its construction depends on whether $P(x, s)$ converges or diverges at $s = \delta_\Gamma$; we refer the reader to the proof of Theorem 5.4 in [Coo93] for details. In particular, if Γ acts convex cocompactly on X , then $P(x, s)$ diverges when $s = \delta_\Gamma$ (see Corollary 7.3 of [Coo93]) and the Patterson-Sullivan measure is defined as the weak limit of probability measures:

$$\mu_x = \lim_{n \rightarrow \infty} \frac{1}{\sum_{\gamma \in B_n} e^{-\delta_\Gamma d(x, \gamma \cdot x)}} \sum_{\gamma \in B_n} e^{-\delta_\Gamma d(x, \gamma \cdot x)} \text{Dirac}_{\gamma \cdot x}$$

where $B_n = \{\gamma \in \Gamma \mid \gamma \cdot o \in B(o, n)\}$ for some fixed $o \in X$. Furthermore, he proves that $\text{supp}(\mu_x) = \Lambda_\Gamma \subseteq \partial^\infty(X)$.

Next, one can use the Patterson-Sullivan measures to define measures on $\partial^\infty(X) \times \partial^\infty(X) \setminus \Delta$.

5.2 Bowen-Margulis Measures

Given μ_x with density δ , Kaimanovich defines a Γ -invariant measure on $\partial^\infty(X) \times \partial^\infty(X) - \Delta$ (see Section 2.4.1 in [Kai94]):

$$d\nu_x(a, b) = d\mu_x(a)d\mu_x(b)(e^{\langle a, b \rangle_x})^{2\delta} = \frac{d\mu_x(a)d\mu_x(b)}{(g_{\infty, x}(a, b))^{2\delta}}$$

where $a, b \in \partial^\infty(X)$, $x \in X$ and $g_{\infty, x}$ is the visual metric from Definition 2.7. Note that Patterson-Sullivan measures with different basepoints are absolutely continuous with respect to each other. We can then denote $\nu \in [\{\nu_x\}_{x \in X}]$ as some measure in this equivalence class of measures. We can thus define a Γ -invariant Radon measure on $\partial^\infty(X) \times \partial^\infty(X) - \Delta$, which we will also denote as ν .

While ν is defined on $\partial^\infty(X) \times \partial^\infty(X) - \Delta$, there is a natural identification of ν with a measure m on $SX = (\partial^\infty(X) \times \partial^\infty(X) - \Delta) \times \mathbb{R}$:

$$m = \nu \times dt$$

where dt is the usual Lebesgue measure on \mathbb{R} . Note that m descends to a measure, m_Γ , on SX/Γ .

Suppose that \tilde{X} is a (Gromov) hyperbolic covering space with Γ its deck group. Unsurprisingly, for a Gromov hyperbolic metric space $X = \tilde{X}/\Gamma$, there is a one-to-one correspondence between Γ -invariant Radon measures on $\partial^\infty(X) \times \partial^\infty(X) - \Delta$ and Radon measures on $SX = S\tilde{X}/\Gamma$ that are invariant under the geodesic flow (see Theorem 2.2 of [Kai94]). Thus, since ν is Γ -invariant, m_Γ is invariant under geodesic flow.

Definition 5.6 (Bowen-Margulis measures). The geodesic flow-invariant measure m_Γ defined above is a *Bowen-Margulis measure* on SX/Γ .

Remark 5.7. Note that $d\nu(a, b) = d\nu(b, a)$, so it follows that ν is invariant under the action of $\mathbb{Z}/2\mathbb{Z}$. The Bowen-Margulis measure thus provides a “natural” example of a geodesic current on X . Its relationship with another naturally-arising current discussed in this paper, the Liouville current (see Definition 4.5), is an interesting open question.

5.3 Proof of Proposition 5.1

We are now ready to state a key theorem from [Kai94]:

Theorem 5.8 ([Kai94], Theorem 2.6). *Let \tilde{X} be a (Gromov) hyperbolic covering space satisfying Assumptions 5.2 and 5.3. Let μ_x be a Patterson-Sullivan measure on $\partial^\infty(X)$ used to construct the geodesic current ν from before and m_Γ the corresponding Bowen-Margulis measure that is invariant under geodesic flow on SX . Then either:*

1. $\mu_x(\Lambda_\Gamma) = 1$ and the geodesic flow on $SX = S\tilde{X}/\Gamma$ is ergodic with respect to m_Γ or
2. $\mu_x(\Lambda_\Gamma) = 0$ and the geodesic flow on SX is completely dissipative with respect to m_Γ .

In the case where X is a P-manifold with a CAT(-1) metric, recall from Theorem 5.5 that $\text{supp}(\mu_x) = \Lambda_\Gamma$; therefore, the geodesic flow on SX is ergodic with respect to m_Γ , as desired.

5.3.1 An Application of Proposition 5.1

One application of the ergodicity of geodesic flow is there exists $v \in SX$ with dense orbit under the geodesic flow map. Indeed, recall the Birkhoff Ergodic Theorem:

Theorem 5.9 (Birkhoff Ergodic Theorem). *Let (Y, \mathcal{B}, μ) be a probability space, and let $T : Y \rightarrow Y$ be an ergodic measure-preserving transformation. Let $A \in \mathcal{B}$ be a measurable set of positive measure $\mu(A) > 0$. Then for all $f \in \mathcal{L}^1(Y, \mathcal{B}, \mu)$ and μ -almost everywhere $y \in Y$:*

$$\lim_{n \rightarrow \infty} \frac{1}{n} \sum_{k=0}^{n-1} f(T^k(y)) = \int f d\mu \quad (13)$$

If Γ is a nonelementary discrete group acting properly and cocompactly by isometries on a Gromov hyperbolic space X , then m_Γ is finite (see Corollary 4.17 and Section 3.2 of [CDST18]) and in particular can be scaled to a probability measure, so we can apply the Birkhoff Ergodic Theorem. For example, if X is a CAT(-1) P-manifold and $\Gamma = \pi_1(X)$, then we can apply the Birkhoff Ergodic Theorem. By the Hopf-Tsuji-Sullivan Theorem (Theorem 4.2) and Proposition 4.4 of [CDST18], since the geodesic flow map is ergodic with respect to m_Γ , the flow map is conservative, so m_Γ has full support on SX/Γ .

In particular, if f is the indicator function χ_A , $\int f d\mu = \mu(A)$ while the left hand side of Equation 13 denotes the frequency that the orbit of T visits A . In our scenario, T^k is the geodesic flow map ϕ_k on SX , which is invariant with respect to the scaled probability measure of m_Γ with full support on SX . We thus conclude for every simple, thick CAT(-1) P-manifold, there exists a geodesic in SX that intersects any open neighborhood of any $u \in SX$ (where X satisfies the conditions of Theorem 13), as every open set of SX has nonzero measure.

References

- [AB87] R. Alperin and H. Bass, “Length functions of group actions on Λ -trees,” in *Combinatorial group theory and topology (Alta, Utah, 1984)*, ser. Ann. of Math. Stud. Vol. 111, Princeton Univ. Press, Princeton, NJ, 1987, pp. 265–378.
- [AL17] J. Aramayona and C. J. Leininger, “Hyperbolic structures on surfaces and geodesic currents,” in *Algorithmic and geometric topics around free groups and automorphisms*, ser. Adv. Courses Math. CRM Barcelona, Birkhäuser/Springer, Cham, 2017, pp. 111–149.
- [BB95] W. Ballmann and M. Brin, “Orbihedra of nonpositive curvature,” *Inst. Hautes Études Sci. Publ. Math.*, no. 82, 169–209 (1996), 1995.
- [BL18] A. Bankovic and C. J. Leininger, “Marked-length-spectral rigidity for flat metrics,” *Trans. Amer. Math. Soc.*, vol. 370, no. 3, pp. 1867–1884, 2018.
- [BF92] M. Bestvina and M. Feighn, “A combination theorem for negatively curved groups,” *J. Differential Geom.*, vol. 35, no. 1, pp. 85–101, 1992.
- [Bon86] F. Bonahon, “Bouts des variétés hyperboliques de dimension 3,” *Ann. of Math. (2)*, vol. 124, no. 1, pp. 71–158, 1986.
- [Bon88] F. Bonahon, “The geometry of Teichmüller space via geodesic currents,” *Invent. Math.*, vol. 92, no. 1, pp. 139–162, 1988, ISSN: 0020-9910,1432-1297. DOI: 10.1007/BF01393996. [Online]. Available: <https://doi.org/10.1007/BF01393996>.
- [Bow98] B. H. Bowditch, “Cut points and canonical splittings of hyperbolic groups,” *Acta Math.*, vol. 180, no. 2, pp. 145–186, 1998, ISSN: 0001-5962,1871-2509. DOI: 10.1007/BF02392898. [Online]. Available: <https://doi.org/10.1007/BF02392898>.
- [BH99] M. R. Bridson and A. Haefliger, *Metric spaces of non-positive curvature* (Grundlehren der mathematischen Wissenschaften [Fundamental Principles of Mathematical Sciences]). Springer-Verlag, Berlin, 1999, vol. 319, pp. xxii+643.
- [BM96] M. Burger and S. Mozes, “CAT(-1)-spaces, divergence groups and their commensurators,” *J. Amer. Math. Soc.*, vol. 9, no. 1, pp. 57–93, 1996.
- [BK85] K. Burns and A. Katok, “Manifolds with nonpositive curvature,” *Ergodic Theory Dynam. Systems*, vol. 5, no. 2, pp. 307–317, 1985, ISSN: 0143-3857.
- [Con18] D. Constantine, “Marked length spectrum rigidity in non-positive curvature with singularities,” *Indiana Univ. Math. J.*, vol. 67, no. 6, pp. 2337–2361, 2018.
- [CL19a] D. Constantine and J.-F. Lafont, “Marked length rigidity for one-dimensional spaces,” *J. Topol. Anal.*, vol. 11, no. 3, pp. 585–621, 2019.
- [CL19b] D. Constantine and J.-F. Lafont, “Marked length rigidity for Fuchsian buildings,” *Ergodic Theory Dynam. Systems*, vol. 39, no. 12, pp. 3262–3291, 2019.
- [Coo93] M. Coornaert, “Mesures de Patterson-Sullivan sur le bord d’un espace hyperbolique au sens de Gromov,” *Pacific J. Math.*, vol. 159, no. 2, pp. 241–270, 1993, ISSN: 0030-8730.
- [CDST18] R. Coulon, R. Dougall, B. Schapira, and S. Tapie, “Twisted Patterson-Sullivan measures and applications to amenability and coverings,” *arXiv e-prints*, arXiv:1809.10881, arXiv:1809.10881, Sep. 2018. DOI: 10.48550/arXiv.1809.10881. arXiv: 1809.10881 [math.GR].

- [CFF92] C. Croke, A. Fathi, and J. Feldman, “The marked length-spectrum of a surface of nonpositive curvature,” *Topology*, vol. 31, no. 4, pp. 847–855, 1992.
- [Cro90] C. B. Croke, “Rigidity for surfaces of nonpositive curvature,” *Comment. Math. Helv.*, vol. 65, no. 1, pp. 150–169, 1990.
- [CM87] M. Culler and J. W. Morgan, “Group actions on \mathbf{R} -trees,” *Proc. London Math. Soc.* (3), vol. 55, no. 3, pp. 571–604, 1987.
- [DST18] P. Dani, E. Stark, and A. Thomas, “Commensurability for certain right-angled Coxeter groups and geometric amalgams of free groups,” *Groups Geom. Dyn.*, vol. 12, no. 4, pp. 1273–1341, 2018.
- [DLR10] M. Duchin, C. J. Leininger, and K. Rafi, “Length spectra and degeneration of flat metrics,” *Invent. Math.*, vol. 182, no. 2, pp. 231–277, 2010.
- [ES22] V. Erlandsson and J. Souto, *Mirzakhani’s curve counting and geodesic currents* (Progress in Mathematics). Birkhäuser/Springer, Cham, [2022] ©2022, vol. 345, pp. xii+226.
- [FK65] R. Fricke and F. Klein, *Vorlesungen über die Theorie der automorphen Funktionen. Band 1: Die gruppentheoretischen Grundlagen. Band II: Die funktionentheoretischen Ausführungen und die Anwendungen* (Bibliotheca Mathematica Teubneriana, Bande 3). Johnson Reprint Corp., New York; B. G. Teubner Verlagsgesellschaft, Stuttgart, 1965, vol. 4, Band I: xiv+634 pp., Band II: xiv+668.
- [GM18] C. Guillarmou and M. Mazzucchelli, “Marked boundary rigidity for surfaces,” *Ergodic Theory Dynam. Systems*, vol. 38, no. 4, pp. 1459–1478, 2018.
- [Ham99] U. Hamenstädt, “Cocycles, symplectic structures and intersection,” *Geom. Funct. Anal.*, vol. 9, no. 1, pp. 90–140, 1999.
- [HP97] S. Hersonsky and F. Paulin, “On the rigidity of discrete isometry groups of negatively curved spaces,” *Comment. Math. Helv.*, vol. 72, no. 3, pp. 349–388, 1997.
- [HST20] G. C. Hruska, E. Stark, and H. C. Tran, “Surface group amalgams that (don’t) act on 3-manifolds,” *Amer. J. Math.*, vol. 142, no. 3, pp. 885–921, 2020.
- [Kai94] V. A. Kaimanovich, “Ergodicity of harmonic invariant measures for the geodesic flow on hyperbolic spaces,” *Journal für die reine und angewandte Mathematik*, vol. 455, pp. 57–104, 1994.
- [KB02] I. Kapovich and N. Benakli, “Boundaries of hyperbolic groups,” in *Combinatorial and geometric group theory (New York, 2000/Hoboken, NJ, 2001)*, ser. Contemp. Math. Vol. 296, Amer. Math. Soc., Providence, RI, 2002, pp. 39–93, ISBN: 0-8218-2822-3. DOI: 10.1090/conm/296/05068. [Online]. Available: <https://doi.org/10.1090/conm/296/05068>.
- [KK00] M. Kapovich and B. Kleiner, “Hyperbolic groups with low-dimensional boundary,” *Ann. Sci. École Norm. Sup. (4)*, vol. 33, no. 5, pp. 647–669, 2000, ISSN: 0012-9593. DOI: 10.1016/S0012-9593(00)01049-1. [Online]. Available: [https://doi.org/10.1016/S0012-9593\(00\)01049-1](https://doi.org/10.1016/S0012-9593(00)01049-1).
- [Laf06] J.-F. Lafont, “Strong Jordan separation and applications to rigidity,” *J. London Math. Soc. (2)*, vol. 73, no. 3, pp. 681–700, 2006.
- [Laf07a] J.-F. Lafont, “Rigidity of hyperbolic P -manifolds: A survey,” *Geom. Dedicata*, vol. 124, pp. 143–152, 2007, ISSN: 0046-5755,1572-9168.

- [Laf07b] J.-F. Lafont, “Diagram rigidity for geometric amalgamations of free groups,” vol. 209, no. 3, pp. 771–780, 2007.
- [Laf02] J.-F. R. Lafont, *Rigidity results for singular spaces*. ProQuest LLC, Ann Arbor, MI, 2002, p. 93, Thesis (Ph.D.)–University of Michigan.
- [Mal10] W. Malone, *Topics in geometric group theory*. ProQuest LLC, Ann Arbor, MI, 2010, p. 79, Thesis (Ph.D.)–The University of Utah.
- [Ota90] J.-P. Otal, “Le spectre marqué des longueurs des surfaces à courbure négative,” *Ann. of Math. (2)*, vol. 131, no. 1, pp. 151–162, 1990.
- [Ota92] J.-P. Otal, “Sur la géométrie symplectique de l’espace des géodésiques d’une variété à courbure négative,” *Rev. Mat. Iberoamericana*, vol. 8, no. 3, pp. 441–456, 1992.
- [Ric17] R. Ricks, “Flat strips, Bowen-Margulis measures, and mixing of the geodesic flow for rank one CAT(0) spaces,” *Ergodic Theory Dynam. Systems*, vol. 37, no. 3, pp. 939–970, 2017.

DEPARTMENT OF MATHEMATICS, UNIVERSITY OF WISCONSIN, MADISON
E-mail address: `yandi.wu@wisc.edu`