

Data Augmentation for Time-Series Classification: a Comprehensive Survey

Zijun Gao, Lingbo Li, and Tianhua Xu, *Member, IEEE*

Abstract—Data Augmentation (DA) for Time Series Classification (TSC) is a common technique in machine learning to increase the number of training samples, which enhances model performance, enriches the dataset variety, and helps mitigate overfitting. Nonetheless, this technique is currently faced with challenges characterised by incomplete reviews, ambiguous taxonomies, insufficient evaluations, and user-unfriendly tools. This study undertakes a detailed exploration of DA for TSC. We first conducted a thorough review of the developments in the field of DA for TSC over the past 10 years since existing surveys on DA for TSC are not comprehensive enough. Our efforts encompassed gathering more than 60 distinct DA techniques from a pool over 100 research papers. This endeavor culminated in the creation of an innovative taxonomy exclusively tailored to DA within the TSC domain. The taxonomy organizes methods into five main categories: Transformation-Based, Pattern-Based, Generative, Decomposition-Based, and Automated Data Augmentation. This classification serves as a sturdy reference for researchers when choosing methods. In addition, since there is a lack of comprehensive and detailed evaluations of popular data augmentation methods, we conduct a comprehensive assessment. More than 15 DA methods were tested on 8 UCR time-series datasets using the ResNet and deploying a multi-metric evaluation strategy that includes Accuracy, Method Ranking, and Residual Analysis, the outcome was a baseline accuracy of $88.94 \pm 11.83\%$. Findings highlighted the variable effectiveness of DA methods, for instance, methods like Permutation (with an average rank of 4.125 and accuracy of $89.20 \pm 11.95\%$, excelling in 2 datasets) enhanced performance while Rotation ($84.75 \pm 12.92\%$) decreased accuracy. Dataset properties also profoundly influence DA efficacy, we give users accurate and practical advice based on our experimental results to guide them in choosing the most appropriate DA methods for different data characteristics.

Index Terms—Data Augmentation, Time-Series Classification, Machine Learning, Deep Learning.

I. INTRODUCTION

A. Background and Motivation

WHILE machine learning is excellent at many tasks, it frequently requires a lot of data to avoid overfitting. Unfortunately, significant amounts of data are often not available [1]. A method called data augmentation can artificially expand the size of the training dataset by allowing limited data to generate additional similar data. It is an excellent way to work around the lack of training data and a low-cost method for improving the performance and accuracy of

machine learning models in a data-limited environment. It is currently widely used in many machine learning fields. Data augmentation techniques enlarge and enhance training datasets to produce stronger machine learning models. In the field of computational vision, augmented images can be produced fairly easily [2]. There are numerous simple and effective methods for data augmentation, and models can still classify images even after noise is added or a portion of the image is cropped. Techniques for augmenting time series data, however, are currently receiving less attention. First off, current data augmentation techniques do not fully take advantage of the fundamental properties of time series data. For instance, temporal correlation is one of the unique characteristics of time series data. Time series data can be transformed into frequency or time-frequency domains, unlike image data, where specialised data augmentation techniques cannot be created and used in the transformed domains. As a result, modelling multivariate time series becomes more challenging, and it is important to consider the potentially complex temporal dynamics of various variables. Therefore, producing accurate synthetic data by simply applying those data augmentation techniques from speech or image processing may not be possible. Data augmentation techniques also depend on the task at hand. For instance, data augmentation techniques that work well for time series forecasting might not be appropriate for time series classification.

B. Objectives and Contributions

This paper offers a comprehensive survey into the recent advancements in DA for TSC. It examines the techniques and strategies that have shaped the field over the last decade, providing researchers and practitioners with an in-depth understanding of its progression.

- **Comprehensive Survey & Novel Taxonomy:** With the aim of structuring and categorizing the multitude of techniques within this field, we introduce an original taxonomy for Data Augmentation in Time series classification. The taxonomy groups techniques into five categories: Transformation-Based Methods, Pattern-Based Methods, Generative Methods, Decomposition-Based Methods, and Automated Data Augmentation Methods. This proposed classification enables an organized and systematic approach to the study of DA for TSC, providing a structured framework that facilitates comparison and selection of suitable techniques depending on the task at hand.

- **Detailed Evaluation:** Beyond presenting a survey and taxonomy, this paper contributes to the field by conducting

Zijun Gao is with the School of Engineering, University of Warwick, CV4 7AL Coventry, U.K. (e-mail: zijun.gao.1@warwick.ac.uk).

Lingbo Li is with the School of Engineering, University of Warwick, CV4 7AL Coventry, U.K., and also with Turing Intelligence Technology Limited, London EC2Y 9AW, U.K. (e-mail: Lingbo.Li.1@warwick.ac.uk and lingbo@turintech.ai).

Tianhua Xu is with the School of Engineering, University of Warwick, CV4 7AL Coventry, U.K. (e-mail: tianhua.xu@ieee.org).

an extensive evaluation of over a dozen popular DA for TSC techniques. We put these techniques to the test using proven neural network model, which provide a consistent and robust benchmark for performance comparison. This empirical analysis enables a comprehensive understanding of these methods' strengths and weaknesses, offering valuable insights for both researchers and practitioners.

- **Unified Library:** In addition, we developed a Python library of those time series data augmentation algorithms for easy application since existing tools for applying data augmentation methods to time series data are not user-friendly.

The insights drawn from our study not only offer a comprehensive understanding of the existing techniques but also shed light on potential areas of improvement and future research directions. Our goal is to foster further advancements in the field of DA for TSC, paving the way for the development of more effective and efficient techniques that can handle the ever-growing complexity of time-series data. **The main contributions of this paper can be summarized as follows:**

- We provide a comprehensive survey of the last decade of developments in the field of Data augmentation for Time-Series Classification (DA for TSC);

- We propose a new taxonomy specifically for DA for TSC which classifies techniques into five categories Transformation-Based Methods, Pattern-Based Methods, Generative Methods, Decomposition-Based Methods and Automated Data Augmentation Methods;

- We evaluate over 15 popular DA for TSC techniques on proven neural network model and provided a comprehensive analysis of the results;

- We provide a Python library of a collection of well-known time series data augmentation algorithms which aims to offer a unified and easy-to-use interface for applying various data augmentation techniques to time series datasets.

II. LITERATURE REVIEW

Time Series Classification: Time Series Classification (TSC) is a crucial data mining task, aiming to categorize time series into pre-defined classes based on the patterns of historical time series data [3]. A time series can be seen as an ordered set of data points observed at successive points in time. TSC plays a significant role in many practical applications such as health monitoring, financial market analysis, and more. The challenge of TSC arises from the complexity of time series data, including variations in length, noise interferences, nonlinear patterns, and so forth.

Data Augmentation: In machine learning and deep learning, data augmentation is a common technique where the size of the training set is increased by creating modified versions of the original data [4]. This can be achieved in various ways, for example, in image recognition tasks, the image can be rotated, scaled, or translated. In TSC tasks, data augmentation can be accomplished through methods such as noise injection, slicing, jittering, scaling, etc.

In TSC tasks, data augmentation serves two primary objectives. First, it aids the model in generalizing better, thus reducing overfitting. This is achieved by increasing the diversity

of the training data. Second, data augmentation assists in addressing data imbalance issues. In many practical applications, we might come across situations where the number of samples for certain classes is far less than others. By augmenting the number of samples for the minority classes, data augmentation can help improve the model's performance across all classes. Although data augmentation has seen widespread use in many machine learning tasks, its use in TSC tasks remains an active area of research. This paper will explore this field in more depth.

When there is an imbalance or a deficiency in the amount of available data, data augmentation has always been a vital task. Numerous applications, including AlexNet for ImageNet classification [5], have demonstrated the effectiveness of data augmentation. And in recent years, some researchers have applied a variety of general techniques to time series data, including scaling [6][7], Rotation [6], Flipping [7], Jittering [6][8][9] and so on.

It is frequently not possible to use these methods directly for time series data augmentation because of the unique nature of the data itself. Additionally, not all methods can be used on every dataset due to the diversity of time series data. It is possible to adapt some computer vision techniques to the time series domain, but in some cases, brand-new techniques must be developed specifically to handle time series data [10]. The three most popular applications of data augmentation on time series data at the moment are time series classification, forecasting, and anomaly detection. Unquestionably, one of the trickiest problems in data mining over the past ten years has been time series classification (TSC). Numerous TSC algorithms have been proposed since 2015 as a result of the increased accessibility of time-series data [11]. Due to its inherent temporal ordering, time-series data can be found in almost every task that requires some sort of human cognitive process. It is possible to project any classification problem that involves data entered into a sorting concept as a TSC problem [12]. Additionally, the variety of dataset types in the UCR/UEA archive, which contains the largest collection of time series datasets [13], illustrates the various applications of the TSC problem.

Imbalanced data is a common issue in many machine learning tasks where the distribution of examples across the known classes is not uniform. In such cases, conventional machine learning models may be biased towards the majority class, resulting in poor performance on the minority class. Data augmentation techniques, such as oversampling the minority class or undersampling the majority class, can be utilized to address this issue. Oversampling techniques, such as SMOTE (Synthetic Minority Over-sampling Technique) [14], create synthetic examples of the minority class in order to balance the class distribution. Conversely, undersampling techniques reduce the number of examples in the majority class. However, a balance needs to be struck as oversampling may lead to overfitting while undersampling may result in loss of useful information.

Guennech et al. developed a network with two convolutional layers in 2016 [15] in order to use convolutional neural networks for time series classification (TSC). In order to semi-

supervisedly learn the network, they developed methods for data augmentation and used training time series obtained from various datasets. Experimental evaluation of these techniques was conducted using a benchmark of time series datasets. A year later, Germain et al. proposed brand-new data augmentation methods that are especially made for classifying time series [16], where dynamic time warping causes time series to be embedded in space (DTW). Pfister et al. first investigated the data augmentation of wearable sensor data in the same year and proposed various data augmentation techniques for wearable sensor data [6]. Parkinson's disease patients are classified according to their motor status using the suggested method and CNN. In order to supplement data for the classification of biosignals, Haradal et al. proposed a synthetic generation method for time series data based on generative adversarial networks (GAN) [17]. An approach to learning generative models called GAN involves competing training of two neural networks, one of which generates synthetic data and the other of which can tell the difference between that data and real data.

The dimensions of financial data are frequently small, unreliable, and noisy. Elizabeth Fons et al. looked into the application of time series classification in finance in 2020 [18]. They evaluated various data augmentation methods used with stock datasets using two state-of-the-art deep learning models. In the field of biomedicine, the electrocardiogram (ECG) is the most important monitoring modality for detecting cardiovascular events. The precise and automated detection of abnormal ECG patterns is advantageous to both medical professionals and patients. Deep neural networks (DNNs) have made significant advancements in the automatic detection of abnormal ECG patterns. But obtaining the large amount of labelled data that DNNs require is frequently expensive. As a result, Nonaka et al. proposed the ECG augmentation in 2020 and investigated data augmentation appropriate for ECG data [19]. They showed that the classification of AF could be improved using single-lead ECG data by introducing ECG Augment without altering the DNN architecture. White Noise Windows [20], a brand-new technique for time series data augmentation, was put forth by Goubeaud et al. in 2021. Each time series in the dataset is multiplied by a predetermined number of additional identical time series, and White Noise Windows are then used to replace a randomly chosen portion of the resulting time series.

Despite its potential benefits, data augmentation also presents several challenges and limitations. One of the main challenges is the risk of overfitting [4]. Overfitting occurs when a model learns the noise and outliers in the training data to the extent that it negatively impacts the performance of the model on new data. While data augmentation aims to increase the diversity of the training data, if not properly implemented, it could introduce noise or artificial outliers that could lead to overfitting. Moreover, certain types of data, such as data with high-dimensional or complex structures, may not benefit as much from data augmentation. Hence, while data augmentation can be a powerful tool in many situations, it should be used judiciously, considering the nature of the data and the specific task at hand [21].

A. Relevant Survey & Study

There have been numerous surveys and reviews on data augmentation up to this point. For instance, Humza et al. on data augmentation on image processing [22], Phillip et al. on data augmentation on medical images [23], Steven et al. on data augmentation on natural language processing [24]. Related articles are still comparatively hard to come by in the time series domain, though. On 128 time series classification datasets, Iwana et al. proposed a classification method and empirically assessed 12 time series data augmentation methods using six different types of neural networks [4]. However, they only reviewed the data augmentation methods for time series classification and did not use any frequency domain methods or methods that required external training, such as the generative models. A review of the remaining two data augmentation applications (Time Series Forecasting and Time Series Anomaly Detection) was added to Iwana's study in 2021 by Qingsong Wen et al [21]. It only used 5000 time series of one-week long and 5-min interval samples with binary class labels (seasonal or non-seasonal) collected from Alibaba Cloud monitoring system, but it suggested the potential directions for future research opportunities of time series data augmentations.

These articles primarily concentrate on data augmentation techniques, they give little thought to recent advancements and their applications in various fields. By proposing a thorough analysis of the state of development in this field and attempting to bring together all the time series data augmentation methods that are currently available, contrasting their potential benefits, approaches, and differences, this paper aims to help close the existing gap in the field and position future researchers in the field.

III. SURVEY METHODOLOGY

The research methodology for this paper consists of three sections: Survey, Evaluation, and Experimental Study Setup. In the Survey section, we outline the criteria for collecting papers and the methodology for conducting a comprehensive and reasonable survey. The Evaluation section presents our Taxonomy of time series data augmentation, categorized by its characteristics. Finally, in the Experimental Study Setup, we present the authoritative dataset we will be using, the criteria for evaluating results, and the variables that may cause differences in the results. This methodology will provide a structured approach for conducting a thorough analysis of time series data augmentation techniques.

A. Paper Collection Criteria of the Survey

When gathering papers for this project, the following inclusion criteria will be used. A paper will be included if it meets one or more of the following requirements.

1. The general concept of data augmentation for time-series classification, or one of its related aspects, is introduced or covered in this paper.
2. The paper makes a proposal for a method, research project, tool, or framework aimed at improving one or more data augmentation methods for time-series classification.

TABLE I: Paper Query Results

Paper query results	Key Words	Hits	Title
[DA for TSC] + Survey / Review	20	15	3
[DA for TSC] + Techniques / Methods	258	92	57
[DA for TSC] + Evaluations / Comparison	70	35	16
Query	-	-	76
Snowball	-	-	26
Overall	-	-	102

3. The paper presents a benchmark or dataset created specifically for data augmentation in time-series classification.

4. The paper provides a survey/review of the state of data augmentation for time-series classification specifically development at the moment.

Although some research papers use techniques that can be applied to time-series data, they are used to study non-time-series data, so we will not include these articles. Similarly, research papers examining time-series classification / forecasting / anomaly detection but not employing data augmentation techniques would not be included because these applications have been studied for many years, but data augmentation has only recently been applied to them, which is the focus of this project.

B. Paper Collection Methodology of the Survey

To collect as many articles as possible on different research areas, we first search popular scientific databases, including Google Scholar as well as arXiv, using precise keyword searches on a case-by-case basis.

Data augmentation of time series data has been applied to different research areas in different fields. As a result, authors are likely to use a wide variety of terms. To ensure a high coverage of relevant papers, we will also apply snowballing to all relevant papers found using keywords [25]. We will ensure that as many papers as possible are covered in this area. We classify the articles we searched into three broad categories, Survey/Review paper, Research Paper and Methods Paper, which is a common way of classifying and categorising academic papers in the academic and publishing world. It has been widely accepted and used in a variety of academic publications and research projects [26][27][28].

The keywords used for searching and collecting are listed below. [DA for TSC] means Data Augmentation for Time-Series Classification, which is the focus of this research project. Altogether, we conducted 6 searches across the two repositories until June 18, 2023.

- [DA for TSC] + Survey / Review
- [DA for TSC] + Techniques / Methods
- [DA for TSC] + Evaluations / Comparison

C. Result and Discussion of the Survey

The terms “Hits”, “Title”, and “Body” refer to the number of papers returned by the search, as well as the number of papers that remain after title and body framing, respectively. When the search reaches a certain number of pages, stop searching if the whole page of results does not relate to our keywords.

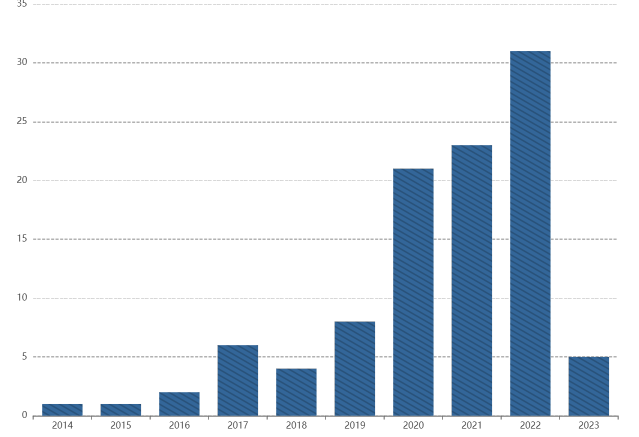


Fig. 1: Annual Publication Trends in Data Augmentation for Time-Series Classification

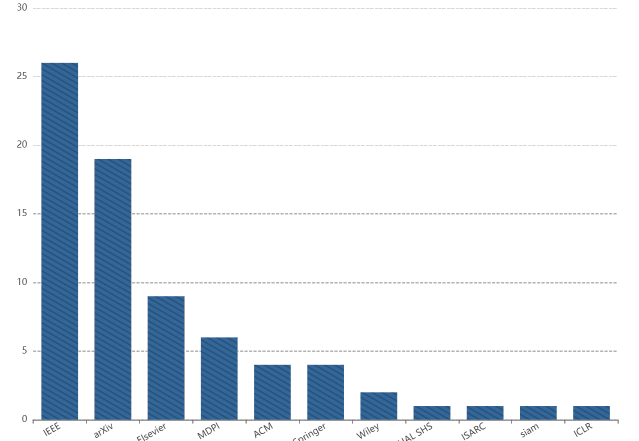


Fig. 2: Publisher Distribution of Publications in Data Augmentation for Time-Series Classification

It can be seen from the table that 76 papers were collected from the keyword search and 26 papers were collected from snowballing.

From 2014 and 2015, the number of papers addressing Data augmentation for Time-Series Classification was relatively small, then increased from 2016-2018, with a significant increase starting in 2019. Into 2020, a significant increase in the number of papers occurs, reaching 21, which may indicate that the field is starting to receive more attention. Then in 2021 and 2022, the number of papers continues to grow at 23 and 31 respectively, which further confirms the research buzz in this area.

From Figure 2, the IEEE is the most prolific publisher, with 26 papers, followed by arXiv with 19 papers. Elsevier and MDPI have published 9 and 6 papers respectively, while ACM and Springer have each published 4 papers. This distribution reveals that the majority of the research output in this field is concentrated among a few key publishers, particularly IEEE

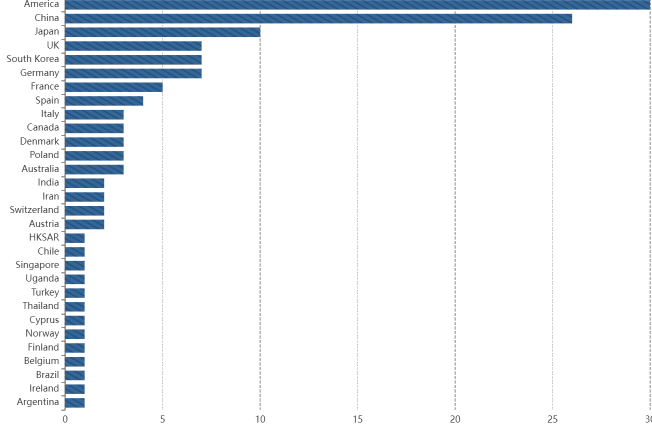


Fig. 3: Publication Count by Country in Data Augmentation for Time-Series Classification

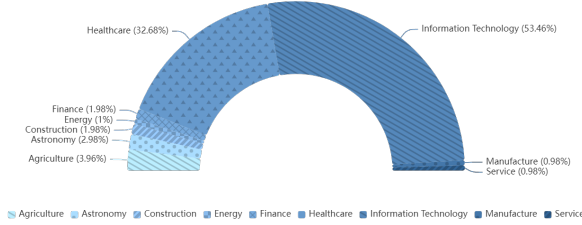


Fig. 4: Publication Count by Industry in Data Augmentation for Time-Series Classification

and arXiv. We opt for arXiv because it enables us to keep this survey up to date with all of the most recent findings in the field. We must warn the interested reader that these papers have not been subjected to formal peer review.

From Figure 3, the United States is prominently leading, having published the highest number of papers. China follows in the second place, demonstrating its substantial role in this research area. Japan, Germany, and the United Kingdom also have notable contributions, each exhibiting an impressive count of publications. However, the chart also reveals a considerable disparity in the publication count among various countries, with some nations like Uganda, Thailand, and Cyprus having only one publication. This underscores the need for more balanced global participation to foster more diverse and comprehensive research in this field.

In order to study the application of Data Augmentation for Time-Series Classification on different industries, we classified the application industries of the papers we collected according to the North American Industry Classification System (NAICS) [29]. The most prominent application is in the "Information Technology" sector, accounting for over half of the total applications. This suggests that the methodologies and findings of the paper have significant relevance and utility in this field, potentially contributing to advancements in time-series analysis, machine learning models, and data

augmentation techniques within the sector.

From Figure 4, the "Healthcare" sector is the second largest user of the techniques presented in the paper. Time-series classification could be applied in various healthcare scenarios such as patient monitoring, disease progression tracking, or medical image analysis. The paper also finds applications in "Agriculture", "Astronomy", "Finance", and "Construction", albeit to a lesser extent, demonstrating its wide-ranging applicability. The sectors of "Energy", "Manufacture", and "Service" have the least number of applications, which could be due to specific characteristics of these fields or simply a result of the data collection process.

IV. DATA AUGMENTATION FOR TIME-SERIES CLASSIFICATION TECHNIQUES

The taxonomy of data augmentation techniques for time-series classification (TSC) adopted in this study is a result of extensive survey and research, and is categorized into five broad areas: Transformation-Based Methods, Pattern-Based Methods, Generative Methods, Decomposition-Based Methods, and Automated Data Augmentation Methods. This classification, refined and enhanced based on previous studies [10][4][21], serves as a comprehensive framework for our investigations and experiments.

The rationale behind this taxonomy is multifold. Firstly, it ensures comprehensive coverage of current methods, facilitating domain-specific experiments in areas such as time domain and frequency domain. Secondly, it provides a structured overview of time-series data augmentation techniques, enabling clear comparison and understanding of different methods. This is particularly beneficial for researchers and practitioners in selecting suitable data augmentation techniques for their specific tasks. Lastly, it aids in the development of new techniques by identifying gaps and opportunities in the current landscape.

Each category within this taxonomy represents a unique approach to data augmentation. Transformation-Based Methods manipulate the original data through various transformations, while Pattern-Based Methods create new instances by extracting and recombining patterns from the original data. Generative Methods employ generative models to create new instances, and Decomposition-Based Methods decompose the original time-series into several components, augment these components separately, and then recombine them. Automated Data Augmentation Methods aim to automate the process of data augmentation, often by learning the best augmentation strategy directly from the data.

The subsequent sections will delve into each of these categories in detail, providing a comprehensive understanding of their methodologies, advantages, and potential applications. This will not only serve as a guide for selecting suitable data augmentation techniques but also inspire the development of innovative methods in the future.

A. Transformation-Based Methods

These methods are grounded in the principle of applying various transformations to the original time-series data, with

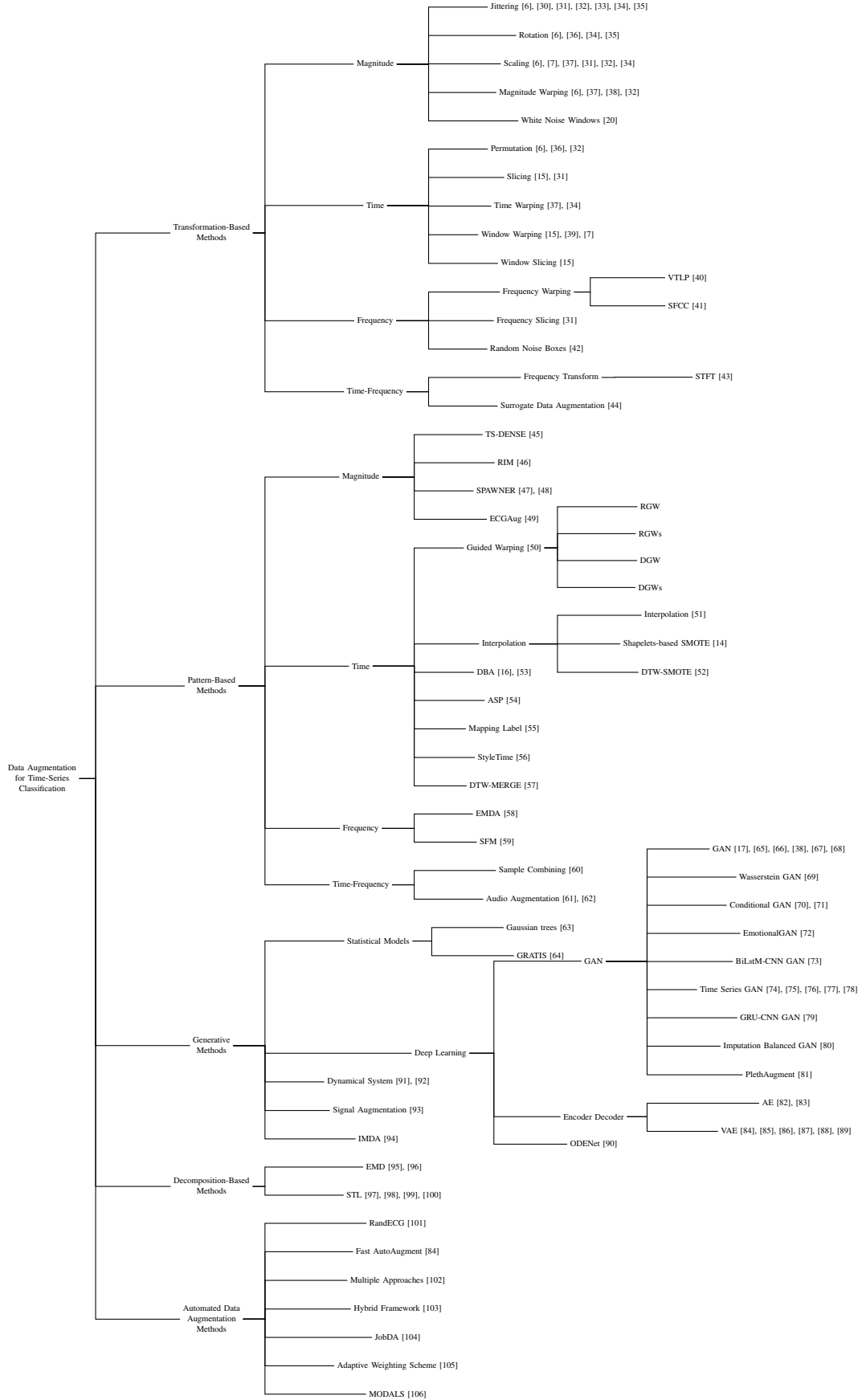


Fig. 5: Taxonomy of Techniques of Data Augmentation for Time-Series Classification

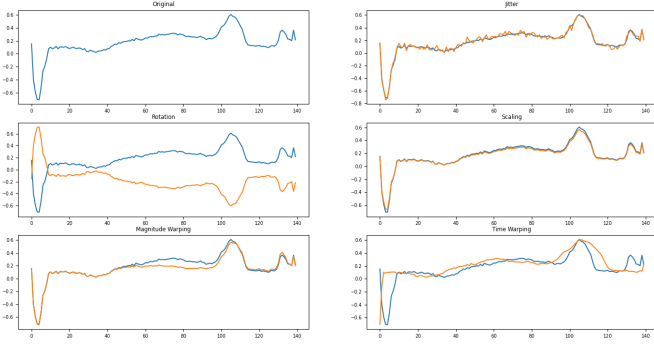


Fig. 6: Examples of Transformation-Based Methods on the ECG5000 dataset (The orange lines are the generated)

the aim of preserving the inherent structure of the data while introducing variations to enhance model robustness. The rationale behind this classification is the straightforward and intuitive nature of these methods, which often involve simple mathematical operations. Their versatility allows them to be applied across a wide range of data types and domains. The transformations can be applied to different aspects of the data, leading to four sub-categories.

1) *Magnitude Transformations*: These transformations modify the magnitude or amplitude of the time-series data, proving particularly useful when the magnitude of the data carries significant information for tasks such as signal processing or audio analysis.

The study by [6] investigates data augmentation techniques including Jittering, Scaling, Rotation, Permutation, Magnitude-warping, and Time-warping for Parkinson's Disease movement state classification using wearable sensor data. The results demonstrate that the combination of Rotation and Permutation significantly enhances the classification performance from a baseline of 77.52% to 86.88%, indicating a promising direction for wearable sensor data augmentation. The paper by [37] applies three data augmentation techniques: scaling, magnitude warping, and time warping on I/Q signal data, achieving a maximum recognition accuracy of 93.68% and effectively distinguishing between QAM16 and QAM64 signals. In [20], a novel data augmentation technique for time series data, termed White Noise Windows (WNW), is presented. WNW enhances the performance of the classification methods and assists in preventing overfitting.

2) *Time Transformations*: These transformations modify the temporal aspect of the data, such as the sequence or timing of the data points. They are beneficial when the temporal dynamics of the data are important, such as in time-series classification, forecasting or sequence prediction tasks.

The authors in [7] presents a data augmentation technique, Window-Warping (WW), applied to construction equipment IMU data. WW generates synthetic training data, improving machine learning model performance in activity recognition tasks, with K-Nearest Neighbors (KNN) showing significant improvements. The paper of [15] presents two data augmentation methods for time series classification with Convolutional Neural Networks: Window Slicing (WS) as well as Window

Warping (WW). WS creates new time series from subseries, while WW warps a part of the time series. These methods, along with a semi-supervised approach called Dataset Mixing, improve classification performance, especially on small datasets.

3) *Frequency Transformations*: These transformations manipulate the frequency components of the time-series data. They are especially useful when the frequency content of the data is critical, such as in spectral analysis or vibration analysis.

In [41], it introduces a novel data augmentation method, Stratified Fourier Coefficients Combination (SFCC). SFCC combines original Fourier coefficients to augment time series datasets, improving deep neural network performance. The method is efficient and achieves state-of-the-art results. The paper of [42] presents a novel data augmentation technique, Random Noise Boxes (RNB), for spectrogram classification. The method is particularly effective for ECG and sensor datasets, with less impact on motion datasets. The study concludes that RNB is a promising data augmentation technique for spectrograms, but its application should be closely monitored due to potential performance degradation.

4) *Time-Frequency Transformations*: These methods modify both the time and frequency aspects of the data. They are advantageous when both the temporal dynamics and frequency content of the data are significant, and can generate new instances that maintain both the temporal and frequency structure of the original data.

The paper of [44] leverages data augmentation methods, specifically Amplitude Adjusted Fourier Transform (AAFT) and Iterative Amplitude Adjusted Fourier Transform (IAAFT), to generate surrogate data for deep learning. These methods preserve time-domain statistics and power spectrum of original time series, enhancing the training of a pre-trained Convolutional Neural Network (CNN). The study concludes that these techniques yield excellent classification results for automated rehabilitation, with potential for further exploration.

B. Pattern-Based Methods

Pattern-Based methods focus on identifying and leveraging specific patterns or structures within the time-series data. The patterns could be local or global, and the methods could be simple or complex, involving machine learning models. The key distinguishing factor of this category is its focus on the inherent patterns in the data, which can be particularly useful when the time-series data has a strong structural or pattern-based component, such as in electrocardiogram (ECG) data or stock market data.

1) *Magnitude Pattern Mining*: Magnitude Pattern Mining methods are particularly useful when the data contains significant local structures or motifs, which can be exploited to generate new, realistic instances of the data.

SPAWNER, a novel data augmentation method for time-series data was introduced in [47], which aligns input sequences and constrains the warping path to generate synthetic examples. These examples are shown to enhance the performance of three time-series classifiers on ten benchmark

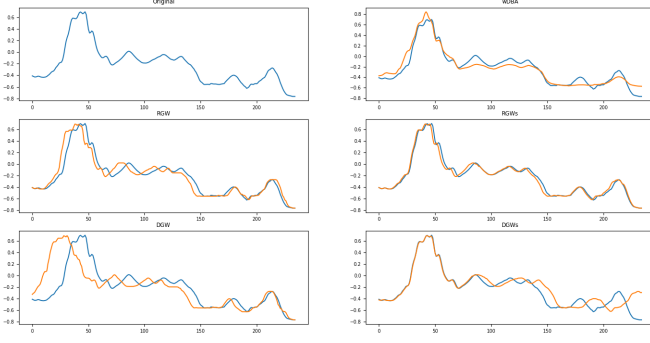


Fig. 7: Examples of Pattern-Based Methods on the Strawberry dataset (The orange lines are the generated)

datasets. The method also diversifies examples and adjusts class boundaries. The study of [46] used a novel data augmentation method called Recurrent In-fill Masking (RIM) for time series data. The method was applied to both synthetic and real-world datasets, demonstrating its effectiveness in improving the performance of time series classification tasks. The results showed that RIM outperformed non-augmented training and other augmentation techniques like TimeGAN.

2) *Time Pattern Mining*: Time Pattern Mining methods modify the temporal aspect of the data, such as the sequence or timing of the data points. They are beneficial when the temporal dynamics of the data are important, and can generate new instances that maintain the temporal structure of the original data.

The authors in [16] proposes a data augmentation method for time series classification. The method uses Dynamic Time Warping (DTW) to create synthetic examples by averaging a set of time series. This approach is particularly effective when the number of available examples is limited. The study shows that augmenting full datasets generally improves accuracy, with significant increases observed in 56 out of 85 tested datasets. The paper of [50] introduced a novel data augmentation method for time series, utilizing time warping with DTW and a discriminative teacher. This approach enhances the performance of neural networks by generating new patterns that maintain the data distribution. The results outperformed several state-of-the-art methods, demonstrating its effectiveness in time series classification tasks. The paper of [51] presents a data augmentation methodology for time-series data using cubic interpolation, which effectively generates additional training samples without causing label variations. The method was tested on 85 datasets, showing a positive effect on model performance in 54 cases, no effect in 9, and a negative impact in 22.

3) *Frequency Pattern Mining*: Frequency Pattern Mining methods manipulate the frequency components of the time-series data. They are especially useful when the frequency content of the data is critical, and can generate new instances that maintain the frequency structure of the original data.

The authors proposed a method called EMDA in [58], which stands for Equalized Mixture Data Augmentation. It is a data augmentation method based on spectrograms. The principle

of EMDA is to create a new spectrogram by taking the weighted average of two randomly chosen spectrograms of the same class. It also applies perturbations to both spectrograms, such as time delay and equalizer functions. According to the authors, this method can increase the diversity and robustness of audio signals, thereby improving classification performance. The paper of [59] proposes a data augmentation method called Stochastic Feature Mapping (SFM) for deep neural network acoustic modeling. SFM is a label-preserving transformation method that statistically converts one speaker's speech data to another speaker's in a designated feature space. The idea behind SFM is to increase the pattern variations through the transformations to improve the classification invariance and generalization ability of the neural networks.

4) *Time-Frequency Pattern Mining*: Time-Frequency Pattern Mining transformations modify both the time and frequency aspects of the data. They are advantageous when both the temporal dynamics and frequency content of the data are significant, such as in speech recognition or music analysis.

The paper of [60] proposes a method involves converting time-domain data into the frequency domain using a discrete cosine transform (DCT) and generating new artificial data by combining different frequency bands from different data. The artificial signals in the frequency domain are then transformed back into the time domain using an inverse DCT. The experimental results demonstrate the efficiency of the proposed method. The authors of [61] uses data augmentation methods to improve the classification of animal sounds using convolutional neural networks (CNNs). The methods include transforming the audio signals and their spectrograms in different ways, such as pitch shift, noise addition, and equalized mixture. The experiments show that data augmentation can increase the accuracy and generalization of CNNs, and that combining different CNNs can achieve the best performance.

C. Generative Methods

Generative Methods represent a distinct category within our taxonomy of time-series data augmentation techniques. These methods are characterized by their use of generative models to create new time-series instances. Unlike the transformation-based and pattern-based methods, generative methods often involve a learning process, where the model learns the underlying distribution of the data and generates new instances from this learned distribution. The Generative Methods category is particularly useful when the goal is to create diverse and realistic synthetic instances that share the same statistical properties as the original data.

1) *Statistical Models*: Statistical Models employ generative models with a predefined form or structure to create new time-series instances. They are particularly useful when the underlying distribution of the data is known or can be reasonably approximated, and can generate new instances that follow the same distribution as the original data.

The paper of [63] presents a Parsimonious Mixture of Gaussian Trees (2MoGT) model for data augmentation in imbalanced and multimodal time-series classification. The model uses Chow-Liu trees to capture dependencies between

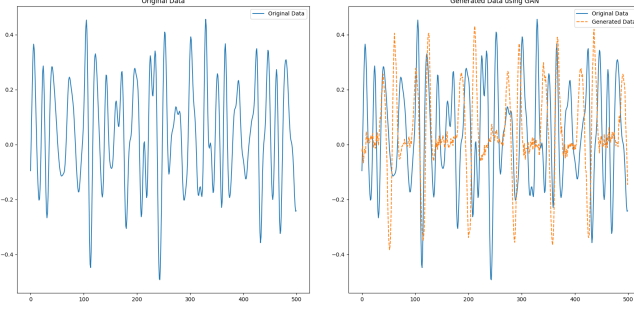


Fig. 8: Examples of Generative Methods (GAN) on the FordB dataset

time-series features, and a Gaussian mixture model to handle multimodality. It outperforms other oversampling methods, particularly for datasets with multimodal minority class distributions, while reducing storage complexity. The authors in [64] presents a data augmentation method, GRATIS, that generates time series with controllable characteristics. It uses a mixture autoregressive (MAR) model, tuned to target features, to create diverse time series. The generated series are found to be diverse due to the flexibility of mixtures and random parameter settings. The method is particularly useful for studying collections of time series of different lengths, scales, and properties.

2) *Deep Learning Models:* Deep Learning Models use generative models without a predefined form to generate new time-series instances. They are advantageous when the data contains complex, non-linear, or multi-dimensional patterns, and can generate new instances that capture these complex patterns.

The paper of [17] presents a data augmentation method based on Generative Adversarial Networks (GANs) for biosignal classification. The method uses a Recurrent Neural Network (RNN) with Long Short-Term Memory (LSTM) units for time-series data generation. The effectiveness of this method was confirmed by the increase in classification accuracy, demonstrating its potential for generating synthetic biosignals and enhancing biosignal classification. The authors in [66] employs Generative Adversarial Networks (GANs) for data augmentation, generating synthetic light curves from variable stars. This approach, combined with a novel resampling technique and evaluation metric, significantly improves the classification accuracy of variable stars. The methodology is particularly effective for unbalanced datasets and can identify GAN-overfitting cases.

A number of authors have also used special GANs for data augmentation. The paper of [71] utilized a conditional Generative Adversarial Network (cGAN) with a diversity term for data augmentation, using an LSTM for the generator and an FCN for the discriminator. This approach generated synthetic moments of stress from physiological sensor data, improving classifier performance and offering a promising method for stress detection in wearable physiological sensor data. [74] proposes a time-series Generative Adversarial Network (TS-GAN) for augmenting sensor-based health data. The method

generates synthetic time-series data that maintains the original data's temporal dependencies, thereby enhancing model performance. The study concludes that TS-GAN outperforms traditional augmentation methods in terms of data consistency. Also, [80] uses a novel data augmentation method, IB-GAN, which combines imputation and balancing techniques. It enhances classification performance by generating synthetic samples for under-observed classes, preventing mode collapse common in standard GANs. The method shows significant performance gains against state-of-the-art baselines. The paper of [72] proposes an emotion state identification framework and ECG signal augmentation algorithm based on GAN. It uses EmotionalGAN to generate synthetic ECG data, which is then added to the original training set to improve emotion state classification. The results show a significant improvement in classification performance with the addition of EmotionalGAN generated data.

Models of the Encoder Decoder structure have also recently been increasingly used in Data Augmentation for Time-Series Classification. The paper [87] by Francisco J. Moreno-Barea et al. uses Variational Autoencoders (VAEs) and Generative Adversarial Networks (GANs) for data augmentation. The augmentation improved prediction accuracy on small datasets, with significant gains achieved through computational effort. The paper also introduced modifications to balance class representation in synthetic samples. The paper of [82] introduces a simple yet effective self-supervised model for time series generation, the Masked Autoencoder with Extrapolator (ExtraMAE). The synthetic time series generated by ExtraMAE demonstrates excellent practicality and fidelity, outperforming all benchmarks while being smaller and faster in a minimalist design. The authors in [89] presents two Variational Autoencoder (VAE)-based data augmentation methods for unsupervised domain adaptation in Automatic Speech Recognition (ASR). The methods, nuisance attribute replacement and soft latent nuisance subspace perturbation, transform nuisance attributes of speech, achieving about 35% absolute Word Error Rate (WER) reduction.

D. Decomposition-Based Methods

These methods decompose the original time-series into several components, augment these components separately, and then recombine them to generate new instances. The unique approach of breaking down the time-series data and treating each component separately can be advantageous when different components of the data require different augmentation techniques.

The paper of [95] presents a data augmentation method based on Empirical Mode Decomposition (EMD) and an Integrated Long Short-Term Memory (LSTM) neural network. The raw hand motor signals are decomposed by EMD, then the decomposed signals are augmented by LSTM. The method was tested on the Ninaweb public dataset, showing a 5.2% improvement in classification accuracy over benchmark results. In [98], it presents RobustSTL, a novel algorithm for time-series decomposition, addressing challenges like anomalies, abrupt trend changes, seasonality shifts, and noise. It uses

bilateral filtering for noise removal, LAD regression for trend extraction, and non-local seasonal filtering for seasonality calculation. The algorithm outperforms existing solutions in handling complex time-series data. The authors in [100] presents an extension of RobustSTL to handle multiple seasonality in time series data, using a special generalized ADMM algorithm. The method outperforms state-of-the-art algorithms like MSTL, STR, TBATS in effectiveness and computing efficiency. Future work will explore multi-resolution seasonal-trend decomposition for further efficiency improvements.

E. Automated Data Augmentation Methods

These methods aim to automate the process of data augmentation, often by learning the best augmentation strategy directly from the data. This category stands out due to its emphasis on automation and adaptability, making it suitable for scenarios where manual selection and tuning of augmentation techniques are impractical or suboptimal.

The paper of [84] leverages PoseVAE and Fast AutoAugment for data augmentation. PoseVAE regenerates skeleton data based on initial human poses, creating stable and new data. Fast AutoAugment optimizes augmentation policy using RNN-based reinforcement learning. The study concluded that these methods can effectively augment skeleton data and enhance model performance.

The authors of [105] presents an adaptive weighting scheme for automatic time-series data augmentation, leveraging W-Augment and α -trimmed Augment methods. These techniques enhance the performance of time-series classification tasks, particularly in financial markets, by improving the accuracy of stock trend predictions. The authors conclude that their methods are computationally efficient and effective on large datasets. MODALS, a modality-agnostic automated data augmentation method that operates in the latent space was introduced in [106]. It fine-tunes four universal data transformation operations to adapt to different data modalities. The method creates hard examples and uses additional loss terms to improve label-preserving transformations. It demonstrates effectiveness across text, tabular, time-series, and image modalities.

V. EXPERIMENTAL STUDY SETUP

In this section, we will detail the comprehensive comparative assessments that were conducted, utilizing a variety of data augmentation techniques. These evaluations have been designed with the aim to offer an empirical comparison between different data augmentation strategies. The primary focus of the comparison is how these methods influence the performance of neural network models, particularly when they are applied to time series datasets. This allows us to get a deeper understanding of how these techniques can be optimized to improve the models' performance, giving us a more comprehensive view of their potential impact on a wide range of applications.

TABLE II: Selected datasets from the 2018 UCR Time Series Classification Archive

Dataset	Type	Train	Test	Class	Length
CBF	Simulated	30	900	3	128
ECG200	ECG	100	100	2	96
ECG5000	ECG	500	4500	5	140
FordB	Sensor	3636	810	2	500
GunPointAgeSpan	Motion	135	316	2	150
ScreenType	Device	375	375	3	720
Strawberry	Spectro	613	370	2	235
Yoga	Image	300	3000	2	426

A. Datasets

This research involves the application of several time-series classification techniques on diverse datasets taken from the University of California, Riverside (UCR) time-series classification repository [13]. The UCR repository is an extensive collection of time-series datasets, widely used in the academic community for benchmarking time series classification algorithms. Eight representative categories were selected for this study, each embodying a unique type of time-series data:

- **Image (Yoga):** Time-series representations of images introduce the challenges of capturing spatial-temporal dynamics.
- **Sensor (FordB):** Sensor data is often noisy and represents the challenges of real-world data collection environments.
- **Simulated (CBF):** Simulated datasets provide controlled environments where specific time-series phenomena can be studied in isolation.
- **Device (ScreenType):** Represents the challenges of device-specific readings, which might vary based on device characteristics.
- **Motion (GunPointAgeSpan):** Captures the intricacies of motion data, which has its unique temporal dynamics.
- **Spectro (Strawberry):** Spectrograms and related time-frequency representations introduce challenges of multi-modal data.

- **ECG (ECG5000, ECG200):** Medical time-series data, which is vital due to its implications in health and diagnostics, but also complex given its sensitivity to minor temporal shifts.

The datasets selected for this study were preprocessed to ensure compatibility with the data augmentation techniques. In Table II, Class refers to the number of distinct categories or labels within the dataset. It indicates the granularity and diversity of events or phenomena that the dataset is capturing. A higher number of classes generally implies a more complex classification task. Length denotes the length of each individual time series in the dataset. In essence, it represents the number of time-points or observations for each sequence. This is crucial as longer sequences might capture more detailed dynamics but can also introduce challenges in terms of computational complexity and the potential for overfitting.

Firstly, all datasets were rescaled such that the minimum value in the training set is -1 and the maximum value is 1. This normalization step aids in preserving the relative values and maintaining consistency across the different datasets. Additionally, to accommodate batch training procedures where

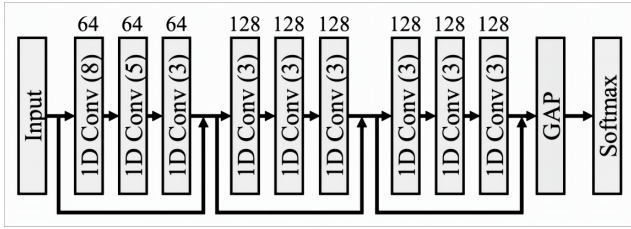


Fig. 9: The architectures of the neural networks used to evaluate the data augmentation methods

input data must be of identical dimensions, datasets of different lengths were zero-padded. This implies that zeros were added at the end of the shorter sequences to match the length of the longest sequence in the dataset. Lastly, missing values, if any, were handled by replacing them with zero. This is a standard approach that maintains the dimensional integrity of the data while ensuring that missing values do not influence the learning process.

B. Evaluated Network Models

In our evaluation, we adopted the deep Convolutional Neural Network (CNN) model, ResNet, which utilizes residual connections. The hyperparameters for the 1D ResNet used in this evaluation were drawn from the research conducted by Fawaz et al. [3] and Iwana et al. [4], where they observed improvements in time series classification using data augmentation.

As depicted in Figure 9, our implementation of ResNet deviates from the original model [107] by including only three residual blocks with different filter lengths and excluding max pooling. The first block uses three layers of 64 1D convolutions, the second block comprises three layers of 128 1D convolutions, and the third block consists of three layers of 128 convolutions. Each residual block contains three convolutional layers with filter sizes of 8, 5, and 3, respectively. Batch normalization [108] and ReLU activation functions follow each convolution. Moreover, the residual connections join the input of each residual block to the input of the next block using an addition operation. The last two layers of ResNet include a Global Average Pooling (GAP) layer and an output layer with softmax activation.

All network parameters were initialized using Glorot’s Uniform initialization [109]. The network was trained employing the Adam optimizer, with the initial learning rate set to 0.001 and the exponential decay rates for the first and second momentum estimates set to 0.9 and 0.999, respectively, in line with Fawaz et al.’s work [3].

To ensure that each model received the same training opportunity, making the comparison of data augmentation methods more consistent, we carried out the same 10,000 iterations for all data augmentation methods, and reduced the learning rate by 0.1 on plateaus of 500 iterations. The number of patterns in the training dataset was quadruple that of the original dataset. The choice of 10,000 iterations was based on the observation that the training loss for the model on each dataset tended to converge before then.

TABLE III: Evaluated Data Augmentation Methods and Their Categories

No.	Data Augmentation Method	Category
1	None	-
2	Jittering [6]	Transformation-Based
3	Rotation [6]	Transformation-Based
4	Scaling [6]	Transformation-Based
5	Magnitude Warping [6]	Transformation-Based
6	Permutation [6]	Pattern-Based
7	Random Permutation [6]	Pattern-Based
8	Time Warping [6]	Transformation-Based
9	Window Slicing [15]	Pattern-Based
10	Window Warping [15]	Transformation-Based
11	SPAWNER [47]	Pattern-Based
12	wDBA [16]	Pattern-Based
13	RGW [50]	Pattern-Based
14	RGWs [50]	Pattern-Based
15	DGW [50]	Pattern-Based
16	DGWs [50]	Pattern-Based
17	GAN [68]	Generative

Furthermore, as the number of iterations remained constant, the control experiment with no augmentation is equivalent to repeating the same patterns to match the augmented experiments. In terms of hyperparameters selection, we followed the best practices in the literature as much as possible but did not make excessive adjustments to better compare the differences in data augmentation effects.

C. Evaluated data augmentation methods

The data augmentation methods evaluated in our study is shown in Table III. The selection of these methods was primarily based on their popularity in the literature, and the fact that their implementations are open-source, thereby allowing for reproducibility and comparative analysis. While myriad techniques exist, some with intricate combinations and complexities, the aim was to encapsulate methods that represent the foundational and seminal contributions in the domain. This ensures that the study remains grounded, relevant, and aligned with the prevailing trends and benchmarks in the field.

All the evaluated methods use parameter settings based on their original papers. This ensures that we stay true to each method’s intended design, giving a fair and consistent evaluation. These methods were evaluated for their effectiveness in improving the performance of the ResNet model on various time series datasets.

D. Evaluation Metrics

In this research, several evaluation metrics were employed to provide a comprehensive assessment of the effectiveness of various data augmentation methods. Each metric offers a unique perspective on the performance, and when taken together, they offer a holistic understanding of the effectiveness of each method. Below are the metrics used:

1. Accuracy (Acc): Accuracy is a widely recognized and straightforward metric for assessing the performance of

classification models. It quantifies the proportion of correct predictions in the total predictions made. By using Accuracy, we aim for a direct and intuitive understanding of how well our model is performing. Compared to other metrics like F1-score or AUC-ROC which might be more appropriate for imbalanced datasets or when specific types of errors are more critical, Accuracy is suitable for our research context where datasets are relatively balanced and both types of classification errors (false positives and false negatives) are of similar concern. It provides a clear and concise picture, ranging from 0 to 1 (or 0% to 100%), with 1 (or 100%) indicating perfect predictions [110].

2. Method Ranking: To provide a comparative perspective on the performance of each method, a ranking system was employed. Each method was ranked based on its accuracy, with a lower rank indicating better performance. This approach provides a clear hierarchy of methods, making it easy to discern which techniques are more effective than others for a given dataset.

3. Residual Analysis: Residual plots were utilized to compare the performance of each method against the baseline (None). A residual, in this context, represents the difference between the observed and predicted accuracy. Positive residuals indicate that the method outperformed the baseline, while negative residuals suggest the opposite. By plotting these residuals, we can visually inspect the relative performance enhancement or degradation brought about by each data augmentation technique.

By employing a multi-metric evaluation strategy, this study aims to provide a nuanced understanding of each method's strengths and weaknesses. This multi-faceted approach ensures a rigorous and comprehensive assessment, allowing us to draw more robust and reliable conclusions about the effectiveness of each data augmentation technique.

E. Research Questions and Objectives

In the domain of time-series data augmentation, understanding the nuances and implications of employing various methods is critical. To further this understanding, and to provide a thorough analysis of the efficacy and implications of different data augmentation techniques, we seek to address the following research questions:

1) *RQ1: How does data augmentation affect model performance?*: The overarching goal of this research question is to assess the impact of data augmentation on model performance and to explore the disparities in the effects of different DA techniques. This question can be further broken down into two sub-questions:

a) *RQ1.1: How universal are data augmentation techniques?*:

This sub-question aims to ascertain the universal applicability of data augmentation for model enhancement, identifying potential discrepancies and reasons behind certain methods improving or possibly degrading performance.

b) *RQ1.2: Which data augmentation technique is optimal for TSC?*:

This sub-question seeks to discern the most proficient method

TABLE IV: Performance of Different Data Augmentation Techniques

Aug	Result	Aug	Result	Aug	Result
Rand	89.32 \pm 11.65	DGWs	88.53 \pm 12.49	Magwarp	87.85 \pm 14.51
Perm	89.20 \pm 11.95	DGW	88.44 \pm 13.32	Scaling	87.76 \pm 14.38
RGWs	89.02 \pm 11.99	Timewarp	88.26 \pm 12.54	Jitter	87.03 \pm 15.45
None	88.94 \pm 11.83	Winslice	88.12 \pm 11.85	SPAWNER	86.97 \pm 14.85
Winwarp	88.69 \pm 12.06	RGW	88.04 \pm 13.97	Rotation	84.75 \pm 12.92
GAN	88.60 \pm 11.66	wDBA	88.04 \pm 12.62		

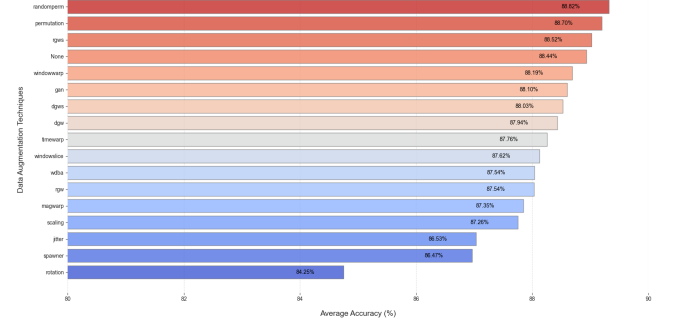


Fig. 10: Performance of Different Data Augmentation Techniques

among the evaluated augmentation techniques, providing valuable insights for practitioners working with time-series data.

2) *RQ2: How do dataset characteristics influence augmentation effectiveness and recommendations for users?*: This research question seeks to delve deep into the intricate relationship between dataset properties and classification model accuracy. Furthermore, it aims to draw actionable insights on the applicability and effectiveness of various data augmentation techniques in relation to different dataset characteristics. By unearthing these connections, we aim to provide users with clear recommendations on data augmentation usage tailored to their dataset properties, ensuring optimal model outcomes and minimizing potential pitfalls associated with inappropriate augmentation.

Through the subsequent chapter on “Experimental Study Analysis and Comparison”, these research questions will be addressed systematically, contributing to a comprehensive understanding of time-series data augmentation and its myriad implications in the field of machine learning.

VI. RESULTS ANALYSIS

In this section, we systematically address the research questions introduced earlier. We first scrutinize the universality and optimality of various data augmentation techniques (RQ1). Then, we delve into the intricate relationship between dataset characteristics and the effectiveness of these techniques, offering tailored recommendations for users (RQ2). This chapter provides a clear, empirical perspective on the interplay between data augmentation and time-series classification.

A. Answer to RQ1.1: How universal are data augmentation techniques?

The performance results of various data augmentation techniques are presented in Table IV. When no DA technique is

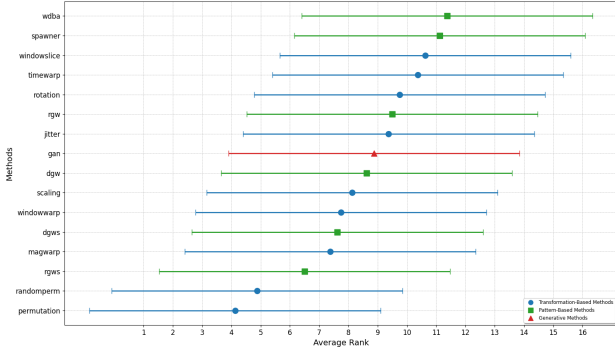


Fig. 11: Compare the average ranking of Data Augmentation Technique

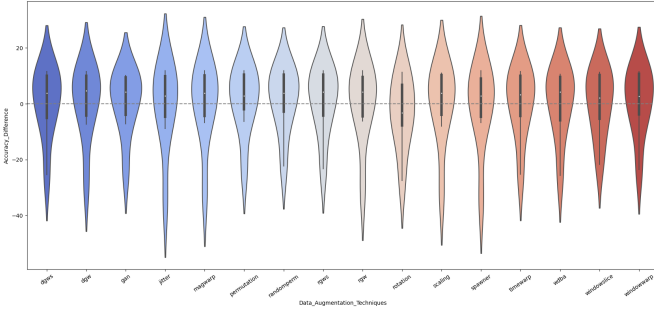


Fig. 12: Accuracy Difference (Compared to None) for each Data Augmentation Technique

applied (denoted as 'None'), the model achieves an average accuracy of $88.94 \pm 11.83\%$, setting our benchmark. Interestingly, certain methods like Random Permutation, Permutation, and RGWS demonstrate a modest improvement over this baseline. In contrast, techniques such as Rotation present a noticeable drop in performance relative to the benchmark. This distinctly highlights that not every augmentation strategy universally enhances model performance, underscoring the importance of careful DA method selection. Although some DA techniques surpass the baseline, the performance difference between numerous other techniques and the benchmark is minimal. For example, techniques like Window Warping, GAN, and DGWS deviate only slightly from the benchmark, indicating that the performance gains from some DA methods can be subtle and possibly context-dependent.

B. Answer to RQ1.2: Which data augmentation technique is optimal for TSC?

1) Transformation-Based Methods: Transformation-Based methods primarily focus on minor alterations to the original data structure without fabricating entirely new samples. Techniques like Scaling, Warping, and Rotation fall under this umbrella.

From Figure 11, Among the top ten ranked methods, six hail from the Transformation-Based category. This observation indicates a potentially higher efficacy of these methods for time-series classification tasks. The primary advantage of these techniques seems to lie in their capacity to bolster data

diversity while preserving the core features and trends of the original data. For instance, both Permutation and Random Permutation introduce diversity by reordering segments of the time series, yet they refrain from drastic alterations that might obliterate the inherent structure of the data. Similarly, methods like Magnitude Warping and Scaling enable elastic transformations, ensuring the core attributes of the data remain largely intact. The effectiveness of these methods underscores the importance of preserving the intrinsic temporal dynamics of time-series data while introducing variations.

2) Pattern-Based Methods: These methods emphasize extracting and blending patterns from the original data to craft novel samples. They often resonate with specific features or patterns intrinsic to the data, possibly introducing new structural aspects.

Although endowed with unique strengths, Pattern-Based methods exhibited a more modest performance in our rankings. For instance, the SPAWNER method, which amalgamates two patterns and infuses noise, might enrich data diversity but could also inadvertently convolute the data. The synthesis of patterns, while innovative, might produce data points that diverge significantly from original data structures. The effectiveness (or lack thereof) of these methods could be contingent upon dataset-specific traits, such as internal correlations or distinct time-series motifs that these methods might inadvertently disrupt.

3) Generative Methods: Generative techniques, as the name suggests, leverage models (like GANs) to conjure new samples. These samples might structurally diverge from the original data but are crafted to be statistically congruent.

GAN, the lone representative of Generative Methods in our evaluation, secured a mid-tier rank. While GANs boast the prowess to generate diverse data, the samples they produce could deviate from the original data, especially if the generative model isn't meticulously trained. The nuances and intricacies of time-series data might pose challenges for GANs, especially in preserving the temporal structure while introducing variations. Nonetheless, their generative capability could be invaluable in scenarios where data is scanty, underscoring their potential relevance despite the middling rank in this assessment.

4) Detailed Analysis of Top-Performing and Underperforming Data Augmentation Techniques: From our results of Figure 12 and Figure 11, it can be seen that **Permutation**, **Random Permutation** and **RGWs** achieve better performance than our benchmark. Their dominance in these results is not merely an indicator of their efficacy but perhaps a reflection of their intrinsic ability to preserve, and possibly enhance, critical data features during the augmentation process. One could postulate that these methods introduce variations that are coherent with the underlying data structure, thereby aiding in model training without veering too far from the original dataset's essence. Their consistency is a testament to their potential reliability across a diverse set of datasets and under various experimental conditions. For researchers and practitioners, this highlights the importance of these techniques when the goal is achieving stable and predictable outcomes. By digging further

into these techniques, we have summarised the characteristics of these methods as follows:

- **Diversity and Model Generalization:** Both techniques of Permutation and Random Permutation involve reordering segments of the time series. Such reordering can be especially valuable when a model is trained on limited data. By altering the temporal structure, the model is exposed to a broader set of variations, potentially enhancing its ability to generalize to unseen data. It essentially mimics real-world scenarios where the sequence or order of events might slightly differ yet still bear significance.

- **Combatting Overfitting:** Overfitting arises when a model becomes too attuned to the training data, diminishing its performance on new, unseen data. This is especially problematic with time series data, where patterns can be repetitive and data might be scarce. By shuffling patterns within the series, Permutation and Random Permutation disrupt the model's ability to memorize specific sequences, pushing it towards recognizing broader, more generalized patterns.

- **Preserving Inherent Data Characteristics:** Permutation and Random Permutation change the order of data segments, they do not alter the inherent characteristics or features of the data. This ensures that while the model learns from varied sequences, it still retains the core attributes of the original data.

- **Primacy of Shape Over Alignment:** Time series data often revolves more around the shape of patterns than their exact alignment. The RGWs method, by leveraging shapeDTW, hones in on this aspect, focusing on the general shape rather than strict positional accuracy. This mirrors many real-world scenarios: for instance, in medical diagnostics, the overall shape of a heartbeat waveform might be more diagnostic than its precise alignment in time.

- **Elastic Variations for Robustness:** Time series data, especially from real-world sources, often comes with slight distortions. The RGWs method's elastic deformations prepare the model for such eventualities, making it robust to minor temporal shifts or distortions that can be commonplace in real-world data.

- **Incorporating Domain Knowledge:** The use of shapeDTW indicates an integration of domain knowledge. Dynamic Time Warping, and its variant shapeDTW, has been widely recognized for its efficacy in time series analysis. By incorporating it, the RGWs method aligns data augmentation with established domain-specific practices.

Conversely, **Rotation**, **SPAWNER**, and **Jitter** paint a more complex picture. Their wide-ranging outcomes, including instances where they underperform the baseline, suggest a more conditional utility. The sheer breadth of their performance spectrum indicates that these techniques' efficacy might be heavily context-dependent. Taking Rotation as an example, while rotating data points might be beneficial for certain datasets where orientation variance is crucial, in other contexts, it might inadvertently obscure or distort essential features. The broader distribution of results for these techniques underscores the need for careful calibration and perhaps a more judicious application, especially in scenarios where data integrity is

paramount. We also try to analyse the reasons for the poor performance of these techniques as follows:

- **Hybrid Augmentation Approach:** SPAWNER isn't just a simple augmentation method, it is a hybrid approach, merging patterns and introducing noise. While this can dramatically increase data diversity, it can also introduce complexities. There's a risk of creating patterns that stray too far from the original, potentially confusing the model during training.

- **Noise: A Delicate Balance:** Introducing noise can be a double-edged sword. While a certain level of noise can mimic real-world imperfections and enhance model robustness, excessive noise might drown out key patterns. SPAWNER's simultaneous pattern merging and noise addition require a delicate balance to ensure optimal model training.

- **Challenges with Inverting Time Series:** Time series data often carries a natural flow, with events unfolding in a logical sequence. By using Rotation, this natural progression might be disrupted. In domains where sequence matters, like stock market data or certain biomedical signals, this can be particularly problematic.

- **Potential Ambiguity:** Rotation might inadvertently make one pattern resemble another, leading to potential classification challenges. For instance, inverting a time series might make it bear a passing resemblance to another category, complicating the model's task during training and potentially leading to misclassifications.

In response to RQ1 regarding the universality and optimality of data augmentation techniques for time-series classification: Data augmentation techniques exhibit varying degrees of universality, with Permutation emerging as the most consistent, achieving an average rank of 4.125 and outperforming the baseline with $89.20 \pm 11.95\%$ accuracy. It also excelled in 2 datasets. Close contenders include Random Permutation and RGWs with ranks of 4.875 and 6.5, respectively. On the contrary, SPAWNER and wDBA trailed with ranks of 11.125 and 11.375. Notably, despite Rotation's average rank, it was optimal in 2 datasets, suggesting dataset-specific advantages. Overall, while certain techniques consistently enhance performance, others demand context-specific application.

C. Answer to RQ2: How do dataset characteristics influence augmentation effectiveness and recommendations for users?

Time series classification has always been a challenging domain, especially when considering the variegated nature of datasets. Through our experiments, we've observed how different UCR datasets respond to various augmentation techniques. This section delves into the intricate relationships between datasets properties and the performance of augmentation techniques.

1) Analysis by Datasets Characteristics:

- **Length of the Time Series:** The granularity offered by longer time series, such as ScreenType with 720, opens avenues for intricate augmentations. Techniques like Time Warping and Magnitude Warping are tailored for such datasets, modulating the series temporally without compromising on pattern integrity. In contrast, for shorter datasets like ECG200, Window Slicing might inadvertently omit significant patterns, reducing its effectiveness. Additionally, in Yoga, which has a relatively longer

- **Specifics:** The success of Random Permutation and Permutation on the CBF dataset underscores their potential in scenarios with limited data. By remixing existing patterns, they can artificially expand the dataset’s diversity. For datasets like FordB, the synthesis of new patterns by methods such as SPAWNER can be effective. However, one must ensure that these newly introduced patterns do not mislead the model. In datasets with complex patterns, such as ECG5000, pattern blending should be approached with caution. Over-complexity

can confuse models, making them less interpretable and potentially less accurate.

- **Recommendation for Practice:** Users should consider the inherent complexity of their dataset. If the data already has a rich set of features, blending might be more effective. However, for simpler datasets, blending might introduce unnecessary complexity.

c) *Generative Methods:*

- **General Recommendation:** These methods are especially potent for datasets that lack volume or diversity. However, the alignment of generated samples with the original dataset's statistical properties is crucial.

- **Specifics:** The potential of generative methods like GAN is evident in their performance on datasets like ECG200. Here, they can emulate the intricate patterns of ECG signals effectively, adding value to the training set. However, for datasets like GunPointAgeSpan, it's essential to ensure that generated samples genuinely align with real-world motion patterns. Misaligned patterns can degrade the model's real-world applicability. Generative methods, by design, might introduce patterns that are not present in the original data. It's crucial to ensure that these patterns are representative and don't introduce biases.

- **Recommendation for Practice:** Generative methods can be a double-edged sword. While they can significantly expand a dataset, ensuring the quality and representativeness of generated samples is essential. Regular validation against real-world data is advised.

In conclusion, the overarching trend observed emphasizes the potential superiority of Transformation-Based techniques in this evaluation. Their ability to augment data while honoring its inherent characteristics might be the key to their success. On the other hand, while Pattern-Based and Generative Methods bring innovative approaches to the table, their effectiveness might be more context-dependent, requiring fine-tuning and adjustments tailored to the specifics of the dataset and task.

VII. LIMITATIONS AND THREATS TO VALIDITY DISCUSSION

Every empirical study, regardless of its rigor and breadth, is bound to have certain limitations. Recognizing and addressing these limitations not only enhances the credibility of the research but also provides a foundation for future investigations. In this section, we will discuss the potential limitations of our study and the measures taken to mitigate their impact.

A. Threats to internal validity

1) *Data Source Limitation:* Our study mainly relied on the UCR time-series classification repository. While this repository is extensive and widely recognized in the academic community, it still represents a subset of all possible time-series data.

- **Addressing the Limitation:** Despite this constraint, we selected a diverse range of datasets from the UCR repository, ensuring that they represent a broad spectrum of time-series data, from images to ECG readings.

2) *Data Augmentation Techniques:* While we have evaluated multiple data augmentation techniques, the universe of such methods is vast, and new strategies are constantly emerging.

- **Addressing the Limitation:** In our research, we have prioritised the most recognised and commonly used techniques. In addition, we have implemented all open-source methods as much as possible and built a common framework to lay the foundation for continuously updating the methods in the future.

3) *Hyperparameter Settings:* The performance of data augmentation techniques can vary based on hyperparameter settings. While we adhered to recommended settings from existing literature, there is always a possibility that some other combination might yield different results.

- **Addressing the Limitation:** We maintained consistency in our approach by using hyperparameters that have shown to be effective in prior studies. This ensures that our results are comparable and grounded in established practices.

4) *Model Specificity:* Our research predominantly employed deep Convolutional Neural Networks (CNN) models, specifically ResNet. While these models are state-of-the-art, the performance might differ if other architectures are used.

- **Addressing the Limitation:** We chose ResNet due to its prominence and performance in time-series classification. However, we acknowledge the diversity of models and encourage further studies to investigate the effects of data augmentation across various architectures.

B. Threats to external validity

1) *Generalizability of Findings:* The generalizability of our findings might be questioned since we focused on specific datasets and augmentation techniques.

- **Addressing the Limitation:** By using a broad range of datasets and meticulously chosen augmentation methods, we have attempted to ensure that our results are as generalizable as possible. Nevertheless, researchers should exercise caution when extrapolating these findings to radically different contexts.

2) *Evolution of Tools and Techniques:* The domain of machine learning is rapidly evolving. Tools, techniques, and best practices are continually being refined and updated.

- **Addressing the Limitation:** Our study provides a snapshot of the current state of the art. While we have aimed for comprehensiveness, future advancements might introduce new perspectives that could influence the interpretation of our results.

3) *Publication Bias:* The literature we reviewed might exhibit a bias towards successful or novel augmentation techniques, potentially overlooking methods that are less reported but equally effective.

- **Addressing the Limitation:** We sourced a diverse range of papers and aimed to be comprehensive. However, acknowledging the possibility of publication bias, we encourage future work to explore gray literature and less-publicized sources.

In conclusion, while our study has inherent limitations, we have made concerted efforts to ensure rigor and validity

throughout our research process. By transparently addressing potential threats to validity, we hope to provide a reliable and robust foundation for both practitioners and researchers in the domain of time-series data augmentation.

VIII. CONCLUSIONS AND FUTURE WORK

A. Conclusion

This research embarked on an in-depth exploration of data augmentation techniques tailored for time-series classification. After we conducted a thorough review of the developments in the field of DA for TSC over the past **10** years, our comprehensive review of the field revealed a diverse array of techniques, we collected more than **60** data augmentation methods from over **100** research papers, which we subsequently classified into a novel taxonomy. This taxonomy, tailored explicitly for time-series classification, organizes methods into five principal categories: Transformation-Based, Pattern-Based, Generative, Decomposition-Based, and Automated Data Augmentation. This categorization serves as a foundational guide for researchers and practitioners, enabling systematic comparisons and informed decisions on technique selection based on specific requirements.

Beyond a theoretical exploration, we delved into empirical evaluations, applying more than **15** of the most popular current data augmentation methods across **8** representative categories of datasets from the renowned UCR time-series classification repository. Our choice of ResNet as the evaluation model was deliberate, driven by its proven efficacy in numerous studies, ensuring a reliable experimental foundation. Through a multi-metric evaluation strategy, encompassing Accuracy, Method Ranking, and Residual Analysis, our results illuminated the intricacies of each method's performance.

It took us about **2** weeks to finish the experiment. From the result, our model's baseline accuracy was **88.94 ± 11.83%**. While Permutation (with an average rank of **4.125** and accuracy of **89.20 ± 11.95%**, excelling in **2** datasets) significantly improved model performance, Rotation (**84.75 ± 12.92%**) decreased accuracy the most. Other methods, such as Window Warping and GAN, showed minimal changes, highlighting the context-dependent nature of these techniques. Notably, Transformation-Based Methods have demonstrated their effectiveness across different scenarios, potentially due to their ability in preserving and subtly altering the intrinsic structures of time series.

Through analysis across UCR datasets, we identified that dataset properties dictate augmentation success. For example, longer datasets like ScreenType benefit from temporal transformations, while multi-class datasets like ECG5000 need class-distinct augmentations. We recommend Transformation-Based methods for datasets emphasizing data integrity and Pattern-Based for feature-rich datasets. Generative methods, though powerful, require careful alignment to original data. Overall, Transformation-Based methods show potential superiority in many contexts.

To further the field's practical applicability, we consolidated these techniques into a cohesive Python library. This tool, designed for ease of use, facilitates the application of various

augmentation techniques, allowing researchers and practitioners to experiment and innovate further.

In conclusion, this study offers a holistic view of the current state of data augmentation for time-series classification, bridging theoretical constructs with empirical findings. The insights and tools presented here are poised to drive further advancements in the domain, ensuring that machine learning models for time-series data are both robust and generalizable, even in data-constrained situations.

B. Future Work

The landscape of data augmentation for time-series classification, as illustrated in this research, is both vast and evolving. The advancements we have discussed serve as a foundation, but there's a clear horizon for further exploration and refinement. Here are some future directions we envisage.

1) *Incorporation of a Diverse Array of Neural Network Models:* While our current study utilized a select set of proven neural network models as benchmarks, the rapid evolution of deep learning architectures suggests potential benefits from exploring a broader spectrum of models. The adaptability of newer architectures to augmented data, especially those tailored for sequential data like Transformer-based models, is a promising area of investigation.

2) *Expansion to a Broader Dataset Range:* Our research was confined to select datasets, representing a fraction of the potential use-cases for time-series classification. Future endeavors could incorporate datasets from varied domains, such as finance, climate studies, or social sciences, to understand the universal applicability and potential domain-specific nuances of these augmentation techniques.

3) *Delving into Augmentation Selection and Combination:* The synergy derived from the integration of multiple augmentation techniques can potentially amplify their individual benefits. However, a direct combination can lead to data redundancy and inefficiencies. Methods like RandECG [101], which thoughtfully combine augmentations using simple, interpretable hyperparameters, present an exciting avenue for the future of augmentation synthesis. Adapting such techniques to time-series data, with the potential integration of reinforcement learning or meta-learning frameworks, promises to optimize augmentation strategies. It's also vital to ensure the efficiency of such algorithms, especially when processing vast datasets or working under computational constraints.

REFERENCES

- [1] C. Shorten and T. M. Khoshgoufar, "A survey on image data augmentation for deep learning," *Journal of big data*, vol. 6, no. 1, pp. 1–48, 2019.
- [2] A. Jung *et al.*, "imgaug: Image augmentation for machine learning experiments," *p. Accessed*, vol. 3, pp. 977–997, 2017.
- [3] G. Forestier, J. Weber, L. Idoumghar, P. Muller *et al.*, "Deep learning for time series classification: a review," *Data Min. Knowl. Discov.*, vol. 33, no. 4, pp. 917–963, 2019.
- [4] B. K. Iwana and S. Uchida, "An empirical survey of data augmentation for time series classification with neural networks," *Plos one*, vol. 16, no. 7, p. e0254841, 2021.
- [5] A. Krizhevsky, I. Sutskever, and G. E. Hinton, "Imagenet classification with deep convolutional neural networks," *Advances in neural information processing systems*, vol. 25, 2012.

- [6] T. T. Um, F. M. Pfister, D. Pichler, S. Endo, M. Lang, S. Hirche, U. Fietzek, and D. Kulić, "Data augmentation of wearable sensor data for parkinson's disease monitoring using convolutional neural networks," in *Proceedings of the 19th ACM international conference on multimodal interaction*, 2017, pp. 216–220.
- [7] K. M. Rashid and J. Louis, "Window-warping: a time series data augmentation of imu data for construction equipment activity identification," in *ISARC. Proceedings of the international symposium on automation and robotics in construction*, vol. 36. IAARC Publications, 2019, pp. 651–657.
- [8] C. M. Bishop, "Training with noise is equivalent to tikhonov regularization," *Neural computation*, vol. 7, no. 1, pp. 108–116, 1995.
- [9] G. An, "The effects of adding noise during backpropagation training on a generalization performance," *Neural computation*, vol. 8, no. 3, pp. 643–674, 1996.
- [10] E. Talavera, G. Iglesias, Á. González-Prieto, A. Mozo, and S. Gómez-Canaval, "Data augmentation techniques in time series domain: A survey and taxonomy," *arXiv preprint arXiv:2206.13508*, 2022.
- [11] A. Bagnall, J. Lines, A. Bostrom, J. Large, and E. Keogh, "The great time series classification bake off: a review and experimental evaluation of recent algorithmic advances," *Data mining and knowledge discovery*, vol. 31, pp. 606–660, 2017.
- [12] J. C. B. Gamboa, "Deep learning for time-series analysis," *arXiv preprint arXiv:1701.01887*, 2017.
- [13] H. A. Dau, A. Bagnall, K. Kamgar, C.-C. M. Yeh, Y. Zhu, S. Gharghabi, C. A. Ratanamahatana, and E. Keogh, "The ucr time series archive," *IEEE/CAA Journal of Automatica Sinica*, vol. 6, no. 6, pp. 1293–1305, 2019.
- [14] P. Li, S. F. Boubrahimi, and S. M. Hamdi, "Shapelets-based data augmentation for time series classification," in *2021 20th IEEE International Conference on Machine Learning and Applications (ICMLA)*. IEEE, 2021, pp. 1373–1378.
- [15] A. Le Guennec, S. Malinowski, and R. Tavenard, "Data augmentation for time series classification using convolutional neural networks," in *ECML/PKDD workshop on advanced analytics and learning on temporal data*, 2016.
- [16] G. Forestier, F. Petitjean, H. A. Dau, G. I. Webb, and E. Keogh, "Generating synthetic time series to augment sparse datasets," in *2017 IEEE international conference on data mining (ICDM)*. IEEE, 2017, pp. 865–870.
- [17] S. Haradal, H. Hayashi, and S. Uchida, "Biosignal data augmentation based on generative adversarial networks," in *2018 40th annual international conference of the IEEE engineering in medicine and biology society (EMBC)*. IEEE, 2018, pp. 368–371.
- [18] E. Fons, P. Dawson, X.-j. Zeng, J. Keane, and A. Iosifidis, "Evaluating data augmentation for financial time series classification," *arXiv preprint arXiv:2010.15111*, 2020.
- [19] N. Nonaka and J. Seita, "Data augmentation for electrocardiogram classification with deep neural network," *arXiv preprint arXiv:2009.04398*, 2020.
- [20] M. Goubeaud, P. Joußen, N. Gmyrek, F. Ghorban, and A. Kummert, "White noise windows: Data augmentation for time series," in *2021 7th International Conference on Optimization and Applications (ICOA)*. IEEE, 2021, pp. 1–5.
- [21] Q. Wen, L. Sun, F. Yang, X. Song, J. Gao, X. Wang, and H. Xu, "Time series data augmentation for deep learning: A survey," *arXiv preprint arXiv:2002.12478*, 2020.
- [22] H. Naveed, S. Anwar, M. Hayat, K. Javed, and A. Mian, "Survey: Image mixing and deleting for data augmentation," *arXiv preprint arXiv:2106.07085*, 2021.
- [23] P. Chlap, H. Min, N. Vandenberg, J. Dowling, L. Holloway, and A. Haworth, "A review of medical image data augmentation techniques for deep learning applications," *Journal of Medical Imaging and Radiation Oncology*, vol. 65, no. 5, pp. 545–563, 2021.
- [24] S. Y. Feng, V. Gangal, J. Wei, S. Chandar, S. Vosoughi, T. Mitamura, and E. Hovy, "A survey of data augmentation approaches for nlp," *arXiv preprint arXiv:2105.03075*, 2021.
- [25] C. Wohlin, "Guidelines for snowballing in systematic literature studies and a replication in software engineering," in *Proceedings of the 18th international conference on evaluation and assessment in software engineering*, 2014, pp. 1–10.
- [26] W. C. Booth, G. G. Colomb, and J. M. Williams, *The craft of research*. University of Chicago press, 2003.
- [27] J. W. Creswell and J. D. Creswell, *Research design: Qualitative, quantitative, and mixed methods approaches*. Sage publications, 2017.
- [28] B. Gastel and R. A. Day, *How to write and publish a scientific paper*. ABC-CLIO, 2022.
- [29] C. M. Kelton, M. K. Pasquale, and R. P. Rebelein, "Using the north american industry classification system (naics) to identify national industry cluster templates for applied regional analysis," *Regional Studies*, vol. 42, no. 3, pp. 305–321, 2008.
- [30] D. Zhang, J. Liu, and C. Liang, "Perspective on how laser-ablated particles grow in liquids," *Science China Physics, Mechanics & Astronomy*, vol. 60, pp. 1–16, 2017.
- [31] Z. Cai, W. Ma, X. Wang, H. Wang, and Z. Feng, "The performance analysis of time series data augmentation technology for small sample communication device recognition," *IEEE Transactions on Reliability*, 2022.
- [32] B. Liu, Z. Zhang, and R. Cui, "Efficient time series augmentation methods," in *2020 13th international congress on image and signal processing, BioMedical engineering and informatics (CISP-BMEI)*. IEEE, 2020, pp. 1004–1009.
- [33] K. Kim and J. Jeong, "Deep learning-based data augmentation for hydraulic condition monitoring system," *Procedia Computer Science*, vol. 175, pp. 20–27, 2020.
- [34] K. M. Rashid and J. Louis, "Times-series data augmentation and deep learning for construction equipment activity recognition," *Advanced Engineering Informatics*, vol. 42, p. 100944, 2019.
- [35] L. Huang, W. Pan, Y. Zhang, L. Qian, N. Gao, and Y. Wu, "Data augmentation for deep learning-based radio modulation classification," *IEEE access*, vol. 8, pp. 1498–1506, 2019.
- [36] C. Li, K. K. Tokgoz, M. Fukawa, J. Bartels, T. Ohashi, K.-i. Takeda, and H. Ito, "Data augmentation for inertial sensor data in cnns for cattle behavior classification," *IEEE Sensors Letters*, vol. 5, no. 11, pp. 1–4, 2021.
- [37] S. Pi, S. Zhang, S. Wang, B. Guo, and W. Yan, "Improving modulation recognition using time series data augmentation via a spatiotemporal multi-channel framework," *Electronics*, vol. 12, no. 1, p. 96, 2022.
- [38] E. Do, J. Boynton, B. S. Lee, and D. Lustgarten, "Data augmentation for 12-lead ecg beat classification," *SN Computer Science*, vol. 3, pp. 1–17, 2022.
- [39] D. Warchol and M. Oszust, "Efficient augmentation of human action recognition datasets with warped windows," *Procedia Computer Science*, vol. 207, pp. 3018–3027, 2022.
- [40] N. Jaitly and G. E. Hinton, "Vocal tract length perturbation (vtl) improves speech recognition," in *Proc. ICML Workshop on Deep Learning for Audio, Speech and Language*, vol. 117, 2013, p. 21.
- [41] W. Yang, J. Yuan, and X. Wang, "Sfcc: data augmentation with stratified fourier coefficients combination for time series classification," *Neural Processing Letters*, vol. 55, no. 2, pp. 1833–1846, 2023.
- [42] M. Goubeaud, N. Gmyrek, F. Ghorban, L. Schelkes, and A. Kummert, "Random noise boxes: Data augmentation for spectrograms," in *2021 IEEE International Conference on Progress in Informatics and Computing (PIC)*. IEEE, 2021, pp. 24–28.
- [43] O. Steven Eyobu and D. S. Han, "Feature representation and data augmentation for human activity classification based on wearable imu sensor data using a deep lstm neural network," *Sensors*, vol. 18, no. 9, p. 2892, 2018.
- [44] T. E. K. Lee, Y. Kuah, K.-H. Leo, S. Sane, E. Chew, and L. Zhao, "Surrogate rehabilitative time series data for image-based deep learning," in *2019 27th European Signal Processing Conference (EUSIPCO)*. IEEE, 2019, pp. 1–5.
- [45] R. H. Zanella, L. A. de Castro Coelho, and V. M. Souza, "Ts-dense: Time series data augmentation by subclass clustering," in *2022 26th International Conference on Pattern Recognition (ICPR)*. IEEE, 2022, pp. 1800–1806.
- [46] A. M. Aboussalah, M. Kwon, R. G. Patel, C. Chi, and C.-G. Lee, "Recursive time series data augmentation," in *The Eleventh International Conference on Learning Representations*, 2022.
- [47] K. Kamycki, T. Kapuscinski, and M. Oszust, "Data augmentation with suboptimal warping for time-series classification," *Sensors*, vol. 20, no. 1, p. 98, 2019.
- [48] D. Warchol and M. Oszust, "Augmentation of human action datasets with suboptimal warping and representative data samples," *Sensors*, vol. 22, no. 8, p. 2947, 2022.
- [49] H. F. Stabenau, C. P. Bridge, and J. W. Waks, "Ecgaug: A novel method of generating augmented annotated electrocardiogram qrst complexes and rhythm strips," *Computers in biology and medicine*, vol. 134, p. 104408, 2021.
- [50] B. K. Iwana and S. Uchida, "Time series data augmentation for neural networks by time warping with a discriminative teacher," in *2020 25th International Conference on Pattern Recognition (ICPR)*. IEEE, 2021, pp. 3558–3565.

- [51] C. Oh, S. Han, and J. Jeong, "Time-series data augmentation based on interpolation," *Procedia Computer Science*, vol. 175, pp. 64–71, 2020.
- [52] X. Yang, Z. Zhang, X. Cui, and R. Cui, "A time series data augmentation method based on dynamic time warping," in *2021 International Conference on Computer Communication and Artificial Intelligence (CCAI)*. IEEE, 2021, pp. 116–120.
- [53] Z. Li, Y. Song, R. Li, S. Gu, and X. Fan, "A novel data augmentation method for improving the accuracy of insulator health diagnosis," *Sensors*, vol. 22, no. 21, p. 8187, 2022.
- [54] P. Liu, X. Guo, P. Chen, B. Shi, T. Wo, and X. Liu, "Adaptive shapelets preservation for time series augmentation," in *2022 International Joint Conference on Neural Networks (IJCNN)*. IEEE, 2022, pp. 1–8.
- [55] E. Khalili and B. M. Asl, "Automatic sleep stage classification using temporal convolutional neural network and new data augmentation technique from raw single-channel eeg," *Computer Methods and Programs in Biomedicine*, vol. 204, p. 106063, 2021.
- [56] Y. El-Laham and S. Vyetenko, "Styletime: Style transfer for synthetic time series generation," in *Proceedings of the Third ACM International Conference on AI in Finance*, 2022, pp. 489–496.
- [57] M. Akyash, H. Mohammadzade, and H. Behroozi, "Dtw-merge: A novel data augmentation technique for time series classification," *arXiv preprint arXiv:2103.01119*, 2021.
- [58] N. Loris and M. Gianluca, "Paci michelangelo," *Data augmentation approaches for improving animal audio classification. Ecological Informatics*, vol. 57, no. 101084, pp. 10–1016, 2020.
- [59] X. Cui, V. Goel, and B. Kingsbury, "Data augmentation for deep neural network acoustic modeling," *IEEE/ACM Transactions on Audio, Speech, and Language Processing*, vol. 23, no. 9, pp. 1469–1477, 2015.
- [60] X. Zhao, J. Solé-Casals, B. Li, Z. Huang, A. Wang, J. Cao, T. Tanaka, and Q. Zhao, "Classification of epileptic iieg signals by cnn and data augmentation," in *ICASSP 2020-2020 IEEE International Conference on Acoustics, Speech and Signal Processing (ICASSP)*. IEEE, 2020, pp. 926–930.
- [61] L. Nanni, G. Maguolo, and M. Paci, "Data augmentation approaches for improving animal audio classification," *Ecological Informatics*, vol. 57, p. 101084, 2020.
- [62] D. S. Park, W. Chan, Y. Zhang, C.-C. Chiu, B. Zoph, E. D. Cubuk, and Q. V. Le, "SpecAugment: A simple data augmentation method for automatic speech recognition," *arXiv preprint arXiv:1904.08779*, 2019.
- [63] H. Cao, V. Y. Tan, and J. Z. Pang, "A parsimonious mixture of gaussian trees model for oversampling in imbalanced and multimodal time-series classification," *IEEE transactions on neural networks and learning systems*, vol. 25, no. 12, pp. 2226–2239, 2014.
- [64] Y. Kang, R. J. Hyndman, and F. Li, "Gratis: Generating time series with diverse and controllable characteristics," *Statistical Analysis and Data Mining: The ASA Data Science Journal*, vol. 13, no. 4, pp. 354–376, 2020.
- [65] F. N. Hatamian, N. Ravikumar, S. Vesal, F. P. Kemeth, M. Struck, and A. Maier, "The effect of data augmentation on classification of atrial fibrillation in short single-lead eeg signals using deep neural networks," in *ICASSP 2020-2020 IEEE International Conference on Acoustics, Speech and Signal Processing (ICASSP)*. IEEE, 2020, pp. 1264–1268.
- [66] G. García-Jara, P. Protopapas, and P. A. Estévez, "Improving astronomical time-series classification via data augmentation with generative adversarial networks," *The Astrophysical Journal*, vol. 935, no. 1, p. 23, 2022.
- [67] J. Albert, P. Glöckner, B. Pflitzner, and B. Arnrich, "Data augmentation of kinematic time-series from rehabilitation exercises using gans," in *2021 IEEE International Conference on Omni-Layer Intelligent Systems (COINS)*. IEEE, 2021, pp. 1–6.
- [68] N. Morizet, M. Rizzato, D. Grimbert, and G. Luta, "A pilot study on the use of generative adversarial networks for data augmentation of time series," *AI*, vol. 3, no. 4, pp. 789–795, 2022.
- [69] H. Lou, Z. Qi, and J. Li, "One-dimensional data augmentation using a wasserstein generative adversarial network with supervised signal," in *2018 Chinese Control And Decision Conference (CCDC)*. IEEE, 2018, pp. 1896–1901.
- [70] G. Ramponi, P. Protopapas, M. Brambilla, and R. Janssen, "T-cgan: Conditional generative adversarial network for data augmentation in noisy time series with irregular sampling," *arXiv preprint arXiv:1811.08295*, 2018.
- [71] M. Ehrhart, B. Resch, C. Havas, and D. Niederseer, "A conditional gan for generating time series data for stress detection in wearable physiological sensor data," *Sensors*, vol. 22, no. 16, p. 5969, 2022.
- [72] G. Chen, Y. Zhu, Z. Hong, and Z. Yang, "Emotionalgan: Generating eeg to enhance emotion state classification," in *Proceedings of the 2019 International conference on artificial intelligence and computer science*, 2019, pp. 309–313.
- [73] K. Gregor, I. Danihelka, A. Graves, D. Rezende, and D. Wierstra, "Draw: A recurrent neural network for image generation," in *International conference on machine learning*. PMLR, 2015, pp. 1462–1471.
- [74] Z. Yang, Y. Li, and G. Zhou, "Ts-gan: Time-series gan for sensor-based health data augmentation," *ACM Transactions on Computing for Healthcare*, vol. 4, no. 2, pp. 1–21, 2023.
- [75] X. Li, A. H. H. Ngu, and V. Metsis, "Tts-cgan: A transformer time-series conditional gan for biosignal data augmentation," *arXiv preprint arXiv:2206.13676*, 2022.
- [76] K. E. Smith and A. O. Smith, "A spectral enabled gan for time series data generation," *arXiv preprint arXiv:2103.01904*, 2021.
- [77] Z. Li, C. Ma, X. Shi, D. Zhang, W. Li, and L. Wu, "Tsa-gan: A robust generative adversarial networks for time series augmentation," in *2021 International Joint Conference on Neural Networks (IJCNN)*. IEEE, 2021, pp. 1–8.
- [78] K. E. Smith and A. O. Smith, "Conditional gan for timeseries generation," *arXiv preprint arXiv:2006.16477*, 2020.
- [79] D. Liu, Y. Wu, D. Hong, and S. Wang, "Time series data augmentation method of small sample based on optimized generative adversarial network," *Concurrency and Computation: Practice and Experience*, vol. 34, no. 27, p. e7331, 2022.
- [80] G. Deng, C. Han, T. Drossi, C. Lee, and D. S. Matteson, "Ib-gan: A unified approach for multivariate time series classification under class imbalance," in *Proceedings of the 2022 SIAM International Conference on Data Mining (SDM)*. SIAM, 2022, pp. 217–225.
- [81] D. Kiyasseh, G. A. Tadesse, L. Thwaites, T. Zhu, D. Clifton *et al.*, "Plethaugment: Gan-based ppg augmentation for medical diagnosis in low-resource settings," *IEEE journal of biomedical and health informatics*, vol. 24, no. 11, pp. 3226–3235, 2020.
- [82] M. Zha, S. Wong, M. Liu, T. Zhang, and K. Chen, "Time series generation with masked autoencoder," *arXiv preprint arXiv:2201.07006*, 2022.
- [83] T. DeVries and G. W. Taylor, "Dataset augmentation in feature space," *arXiv preprint arXiv:1702.05538*, 2017.
- [84] S.-S. Park, H.-J. Kwon, J.-W. Baek, and K. Chung, "Dimensional expansion and time-series data augmentation policy for skeleton-based pose estimation," *IEEE Access*, vol. 10, pp. 112 261–112 272, 2022.
- [85] L. Alawneh, T. Alsarhan, M. Al-Zinati, M. Al-Ayyoub, Y. Jararweh, and H. Lu, "Enhancing human activity recognition using deep learning and time series augmented data," *Journal of Ambient Intelligence and Humanized Computing*, pp. 1–16, 2021.
- [86] Q. Feng, Y. Li, and H. Wang, "Intelligent random noise modeling by the improved variational autoencoding method and its application to data augmentation," *Geophysics*, vol. 86, no. 1, pp. T19–T31, 2021.
- [87] F. J. Moreno-Barea, J. M. Jerez, and L. Franco, "Improving classification accuracy using data augmentation on small data sets," *Expert Systems with Applications*, vol. 161, p. 113696, 2020.
- [88] G. Iglesias, E. Talavera, Á. González-Prieto, A. Mozo, and S. Gómez-Canaval, "Data augmentation techniques in time series domain: a survey and taxonomy," *Neural Computing and Applications*, vol. 35, no. 14, pp. 10 123–10 145, 2023.
- [89] W.-N. Hsu, Y. Zhang, and J. Glass, "Unsupervised domain adaptation for robust speech recognition via variational autoencoder-based data augmentation," in *2017 IEEE automatic speech recognition and understanding workshop (ASRU)*. IEEE, 2017, pp. 16–23.
- [90] A. Sarkar, A. S. Raj, and R. S. Iyengar, "Neural data augmentation techniques for time series data and its benefits," in *2020 19th IEEE International Conference on Machine Learning and Applications (ICMLA)*. IEEE, 2020, pp. 107–114.
- [91] L. Minati, C. Li, J. Bartels, P. Chakraborty, Z. Li, N. Yoshimura, M. Frasca, and H. Ito, "Accelerometer time series augmentation through externally driving a non-linear dynamical system," *Chaos, Solitons & Fractals*, vol. 168, p. 113100, 2023.
- [92] Y. S. Perl, C. Pallavicini, I. P. Ipiña, M. Kringselbach, G. Deco, H. Laufs, and E. Tagliazucchi, "Data augmentation based on dynamical systems for the classification of brain states," *Chaos, Solitons & Fractals*, vol. 139, p. 110069, 2020.
- [93] J. Yeomans, S. Thwaites, W. S. Robertson, D. Booth, B. Ng, and D. Thewlis, "Simulating time-series data for improved deep neural network performance," *IEEE Access*, vol. 7, pp. 131 248–131 255, 2019.
- [94] Z. Wang, Y. Qu, J. Tao, and Y. Song, "Image-mediated data augmentation for low-resource human activity recognition," in *Proceedings of the 2019 3rd International Conference on Compute and Data Analysis*, 2019, pp. 49–54.

- [95] C. Li, H. Yang, L. Cheng, and F. Huang, "A time-series augmentation method based on empirical mode decomposition and integrated lstm neural network," in *2022 44th Annual International Conference of the IEEE Engineering in Medicine & Biology Society (EMBC)*. IEEE, 2022, pp. 333–336.
- [96] G.-H. Nam, S.-J. Bu, N.-M. Park, J.-Y. Seo, H.-C. Jo, and W.-T. Jeong, "Data augmentation using empirical mode decomposition on neural networks to classify impact noise in vehicle," in *ICASSP 2020-2020 IEEE International Conference on Acoustics, Speech and Signal Processing (ICASSP)*. IEEE, 2020, pp. 731–735.
- [97] R. B. Cleveland, W. S. Cleveland, J. E. McRae, and I. Terpenning, "Stl: A seasonal-trend decomposition," *J. Off. Stat.*, vol. 6, no. 1, pp. 3–73, 1990.
- [98] Q. Wen, J. Gao, X. Song, L. Sun, H. Xu, and S. Zhu, "Robuststl: A robust seasonal-trend decomposition algorithm for long time series," in *Proceedings of the AAAI Conference on Artificial Intelligence*, vol. 33, no. 01, 2019, pp. 5409–5416.
- [99] C. Bergmeir, R. J. Hyndman, and J. M. Benítez, "Bagging exponential smoothing methods using stl decomposition and box-cox transformation," *International journal of forecasting*, vol. 32, no. 2, pp. 303–312, 2016.
- [100] Q. Wen, Z. Zhang, Y. Li, and L. Sun, "Fast robuststl: Efficient and robust seasonal-trend decomposition for time series with complex patterns," in *Proceedings of the 26th ACM SIGKDD International Conference on Knowledge Discovery & Data Mining*, 2020, pp. 2203–2213.
- [101] N. Nonaka and J. Seita, "Randecg: Data augmentation for deep neural network based ecg classification," in *Annual Conference of the Japanese Society for Artificial Intelligence*. Springer, 2021, pp. 178–189.
- [102] C. Li, L. Minati, K. K. Tokgoz, M. Fukawa, J. Bartels, A. Sihan, K.-I. Takeda, and H. Ito, "Integrated data augmentation for accelerometer time series in behavior recognition: roles of sampling, balancing, and fourier surrogates," *IEEE Sensors Journal*, vol. 22, no. 24, pp. 24 230–24 241, 2022.
- [103] H. Wu and H. Liu, "Non-intrusive load transient identification based on multivariate lstm neural network and time series data augmentation," *Sustainable Energy, Grids and Networks*, vol. 27, p. 100490, 2021.
- [104] Q. Ma, Z. Zheng, J. Zheng, S. Li, W. Zhuang, and G. W. Cottrell, "Joint-label learning by dual augmentation for time series classification," in *Proceedings of the AAAI Conference on Artificial Intelligence*, vol. 35, no. 10, 2021, pp. 8847–8855.
- [105] E. Fons, P. Dawson, X.-j. Zeng, J. Keane, and A. Iosifidis, "Adaptive weighting scheme for automatic time-series data augmentation," *arXiv preprint arXiv:2102.08310*, 2021.
- [106] T.-H. Cheung and D.-Y. Yeung, "Modals: Modality-agnostic automated data augmentation in the latent space," in *International Conference on Learning Representations*, 2020.
- [107] K. He, X. Zhang, S. Ren, and J. Sun, "Deep residual learning for image recognition," in *Proceedings of the IEEE conference on computer vision and pattern recognition*, 2016, pp. 770–778.
- [108] S. Ioffe and C. Szegedy, "Batch normalization: Accelerating deep network training by reducing internal covariate shift," in *International conference on machine learning*. pmlr, 2015, pp. 448–456.
- [109] X. Glorot and Y. Bengio, "Understanding the difficulty of training deep feedforward neural networks," in *Proceedings of the thirteenth international conference on artificial intelligence and statistics*. JMLR Workshop and Conference Proceedings, 2010, pp. 249–256.
- [110] Y. Singh, P. K. Bhatia, and O. Sangwan, "A review of studies on machine learning techniques," *International Journal of Computer Science and Security*, vol. 1, no. 1, pp. 70–84, 2007.