

---

# Optimized Layerwise Approximation for Efficient Private Inference on Fully Homomorphic Encryption

---

Junghyun Lee<sup>1</sup>, Eunsang Lee<sup>2</sup>, Young-Sik Kim<sup>3</sup>, Yongwoo Lee<sup>4</sup>,  
Joon-Woo Lee<sup>\*5</sup>, Yongjune Kim<sup>\*6</sup>, Jong-Seon No<sup>1</sup>

<sup>1</sup>Department of Electrical and Computer Engineering, INMC, Seoul National University

<sup>2</sup>Department of Software, Sejong University

<sup>3</sup>Department of Electrical Engineering and Computer Science, DGIST

<sup>4</sup>Department of Information and Communication Engineering, Inha University

<sup>5</sup>School of Computer Science and Engineering, Chung-Ang University

<sup>6</sup>Department of Electrical Engineering, POSTECH

jhlee@ccl.snu.ac.kr, eslee3209@sejong.ac.kr, ysk@dgist.ac.kr, yongwoo@inha.ac.kr  
jwlee2815@cau.ac.kr, yongjune@postech.ac.kr, jsno@snu.ac.kr

## Abstract

Recent studies have explored the deployment of privacy-preserving deep neural networks utilizing homomorphic encryption (HE), especially for private inference (PI). Many works have attempted the approximation-aware training (AAT) approach in PI, changing the activation functions of a model to low-degree polynomials that are easier to compute on HE by allowing model retraining. However, due to constraints in the training environment, it is often necessary to consider post-training approximation (PTA), using the pre-trained parameters of the existing plaintext model without retraining. Existing PTA studies have uniformly approximated the activation function in all layers to a high degree to mitigate accuracy loss from approximation, leading to significant time consumption. This study proposes an *optimized layerwise approximation* (OLA), a systematic framework that optimizes both accuracy loss and time consumption by using different approximation polynomials for each layer in the PTA scenario. For efficient approximation, we reflect the layerwise impact on the classification accuracy by considering the actual input distribution of each activation function while constructing the optimization problem. Additionally, we provide a dynamic programming technique to solve the optimization problem and achieve the optimized layerwise degrees in polynomial time. As a result, the OLA method reduces inference times for the ResNet-20 model and the ResNet-32 model by 3.02 times and 2.82 times, respectively, compared to prior state-of-the-art implementations employing uniform degree polynomials. Furthermore, we successfully classified CIFAR-10 by replacing the GELU function in the ConvNeXt model with only 3-degree polynomials using the proposed method, without modifying the backbone model.

## 1 Introduction

With the advancement of cloud computing, numerous data sets are being shared online, and data analysis is often carried out through data sharing via the cloud. One prominent example is Machine Learning as a Service (MLaaS), which involves performing machine learning tasks in the cloud. However, sharing data via the cloud requires significant attention to privacy concerns. Therefore,

---

\*Corresponding Authors.

*privacy-preserving machine learning* (PPML) is imperative to provide secure machine learning services while guaranteeing data privacy. One of the promising solutions in PPML is homomorphic encryption (HE). Clients can use this HE technique to encrypt their data, preventing the disclosure of personal information in the shared data on the cloud. By leveraging the properties of HE, servers can perform private inference (PI) using homomorphic operations directly on ciphertexts without decryption. Since fully homomorphic encryption (FHE) allows an unlimited number of operations on ciphertext, it is particularly well-suited for deep learning tasks requiring long sequential computations for many layers [6, 2, 1, 12, 15, 9, 16].

One of the important techniques in PPML using FHE is approximating non-arithmetic functions (e.g., ReLU, sigmoid, and GELU), since existing FHE schemes support only basic arithmetic operations such as addition and multiplication. Such approximation techniques in PI can be categorized into two approaches: *post-training approximation* (PTA), and *approximation-aware training* (AAT). The PTA method focuses on utilizing existing well pre-trained networks by approximating activation functions with polynomials precisely, without modifying model parameters or structures [14, 12, 9]. The key is to approximate the given polynomial as accurately as possible, which has traditionally required the use of high-degree polynomials. On the other hand, the AAT method aims to minimize the degree of polynomials used for activation functions [6, 5, 1]. For performing PI using only 2–3 degree polynomials, the AAT method allows redesigning models or retraining. This approach might require additional training computations or supplementary data to apply lower-degree polynomials. The two approximation methods cannot be compared as one being superior to the other, as each has its own clear advantages and disadvantages, making them both important PI approaches that should be studied independently.

This research aims to overcome the main bottleneck in the PTA approach: significantly prolonged inference time. Despite the advantage of avoiding additional computational overhead during model retraining, the PTA still suffers from large inference latency due to the use of high-degree polynomials. The state-of-the-art PTA work [12] utilized a composite minimax polynomial approximation technique for the sign function [13] to accurately approximate ReLU and successfully implemented ResNet models on the RNS-CKKS scheme. But, it replaces a single ReLU function with a polynomial of degree 6,075 (composition of polynomials with degree 15, 15 and 27), which requires a considerable amount of bootstrapping time and inference latency.

Prior PTA approaches determined the approximate polynomial without adequately considering the characteristics of each layer in deep neural networks. They subsequently employed the identical polynomial across all layers, rendering these implementations less efficient. Considering the limitations of prior PTA works, we introduce a new principled approximation method for PTA in PI: the **Optimized Layerwise Approximation (OLA)** method. Unlike the previous PTA approach, which utilized the same polynomial for the activation functions of all layers, our OLA method considers using approximation polynomials with varying degrees. Here, we incorporate the actual input distribution of each layer’s activation function to reflect the differing impacts for each layer. Considering those impacts, we formulate the optimization problem aimed at reducing inference latency without degrading classification accuracy.

This paper is organized as follows. First, we analyze how each layer of the deep neural network contributes to overall classification accuracy and present a suitable optimization problem related to the polynomial degree in Section 2. Second, we introduce a dynamic programming technique in Section 3, to find the optimal degree solution of the optimization problem in polynomial time. Then, we describe the OLA method, how to apply the obtained optimal degree solution in Section 4. Finally, we summarize the results of simulations, applying the obtained polynomials through the OLA method to ResNet and ConvNeXt in Section 5.

According to our experiment results, the OLA method reduces the inference latency of the state-of-the-art method of 3.02 times and 2.82 times on ResNet-20 and 32, respectively. Additionally, the simulation results demonstrate that the GELU function in ConvNeXt can be effectively approximated using only degree 3 polynomials. By successfully replacing activations with only polynomials degree 3 without additional modification of the pre-trained network with non-arithmetic activations, the OLA method is expected to play a significant role in future PTA approach for PI.

## 2 Layerwise degree optimization problem

We aim to adjust the approximate polynomials for each layer by reflecting how the degree of activation approximation in each layer affects the accuracy of the neural network. In this section, we characterize these effects and formulate an optimization problem with mathematical modeling. Our optimization problem is constructed by three steps: (i) weighted least squares approximation considering the distributions of each layer, (ii) estimation of the impact of each approximation on the loss function with the variance of the loss, and (iii) formulation of an optimization problem for the relationship between average loss variance and inference runtime.

### 2.1 General distribution-aware approximation

Unlike the prior PTA approaches which involves the minimax approximation (considering  $\ell_\infty$ -norm), we are going to use the weighted least squares method (considering  $\ell_2$ -norm) in our OLA method, reflecting the actual input distribution of each activation function.

In fact, there is already research named AutoReP [18] that approximates the ReLU function to a polynomial of degree two using the weighted least squares method while considering the input distribution in the AAT approach. However, AutoReP uses the *fixed* normal distribution  $\mathcal{N}(0, 2)$  for *every layer*. In our observation, more efficient approximation is possible when we adopt the real input distribution in each layer rather than simply using an oversimplified distribution like  $\mathcal{N}(0, 2)$  (refer to Table 1 for this observation).

We apply the weighted least squares method in the PTA approach. In contrast to the AAT approach, more accurate approximations in PTA may necessitate approximate polynomials with polynomial degrees greater than two. Although AutoReP shows the coefficients of the second-order approximate polynomials, we generalize the closed form of the approximate polynomials with polynomial degree  $d$  in the following theorem, which will be proved in Appendix A.

**Theorem 1.** *If the input distribution  $\phi(x)$  is normal with mean  $\mu$  and variance  $\sigma^2$  (i.e.,  $\phi(x) = \frac{1}{\sqrt{2\pi\sigma^2}} e^{-\frac{(x-\mu)^2}{2\sigma^2}}$ ), the approximate polynomial for the function  $f(x)$*

$$P_{\mu,\sigma^2}[d; f](x) := \sum_{l=0}^d h_l \left( \frac{x-\mu}{\sigma} \right) \int_{\mathbb{R}} \phi(t) f(t) h_l \left( \frac{t-\mu}{\sigma} \right) dt$$

*minimizes the MSE over the polynomials with a degree not greater than  $d$ , where  $h_l(x) = \frac{(-1)^l}{\sqrt{l!}} e^{x^2/2} \frac{d^l}{dx^l} e^{-x^2/2}$  is the polynomial with degree  $l$ . Also, the minimized MSE  $E_{\mu,\sigma^2}[d; f]$  is given by*

$$E_{\mu,\sigma^2}[d; f] = \int_{\mathbb{R}} \phi(x) f(x)^2 dx - \sum_{l=0}^d \left[ \int_{\mathbb{R}} \phi(x) f(x) h_l \left( \frac{x-\mu}{\sigma} \right) dx \right]^2.$$

We use the polynomial  $P_{\mu,\sigma^2}[d; f](x)$  as a practical approximate polynomial instead of non-arithmetic activation functions, because the input distribution for each activation function usually follows the normal distribution. Additionally, we formulate an optimization problem to determine the most effective polynomial degrees based on the minimized MSE  $E_{\mu,\sigma^2}[d; f]$  derived in the theorem above. The next subsection describes the details.

### 2.2 Average loss variance

When training a neural network, we perform backpropagation to compute gradients to update each weight and understand the impact of each weight on the loss function. Likewise, we devise a method to compute the impact of the activation approximation on the loss function using gradients obtained via backpropagation in this situation. However, there is an inherent difference between these two situations. If we establish the approximating polynomial for the activation function, the sign and magnitude of the deviation from the real value may fluctuate based on the input provided to the activation function. Therefore, it is difficult to adjust the approximation noise accurately by adjusting the approximating polynomial. To assess how the approximation error in each layer affects

classification accuracy, we should use another measure instead of the gradient of the loss function. We propose to use the *variance of the loss* as a new target function in our optimization problem.

If the activation function is substituted with approximate polynomials for the encrypted data, it introduces approximation errors that alter the optimized loss. We now assume that the pre-trained model under plaintext has successfully minimized the loss, and thus we can regard the change in the loss function as a degradation of the classification accuracy. We use a relaxation whereby the approximation error of each activation function is treated as a random variable, although it is deterministic for a given input value. This assumption enables us to quantify the relation between the classification accuracy and the approximation error of each activation function. The justification for this relaxation lies in the consideration that the approximation error can be regarded as a random variable across different input data of all layers.

Consider a pre-trained model with a loss function  $\mathcal{L}$ . This loss function depends on the activation nodes and can be expressed as  $\mathcal{L}(\{a_{i,j}\})$ , where  $a_{i,j}$  denotes the  $j$ th activation node in the  $i$ th layer ( $i = 1, \dots, N_L, j = 1, \dots, n_i$ ). When we replace the activation function with approximate polynomials, the activation node  $a_{i,j}$  is changed into  $a_{i,j} + \Delta a_{i,j}$ , where  $\Delta a_{i,j}$  is a random variable representing an approximation error. These approximation errors  $\{\Delta a_{i,j}\}$  introduce noise to  $\mathcal{L}$ , which we denote as  $\Delta \mathcal{L} := \mathcal{L}(\{a_{i,j} + \Delta a_{i,j}\}) - \mathcal{L}(\{a_{i,j}\})$ . By the first-order Taylor approximation, the noise in the loss function is given by  $\Delta \mathcal{L} = \sum_{i,j} \frac{\partial \mathcal{L}}{\partial a_{i,j}} \Delta a_{i,j}$ .

Suppose that we employ an identical approximate polynomial for each layer. For a given layer  $i$ , each individual approximation error  $\Delta a_{i,j}$  is identically distributed since the nodes  $\{a_{i,j} + \Delta a_{i,j}\}$  represent the output of the identical  $i$ th approximate polynomial. The variance of  $\Delta a_{i,j}$  precisely aligns with the minimized  $E_{\mu_i, \sigma_i^2}[d_i; f]$  as defined above in Theorem 1. (See Theorem 4 in Appendix A to check the proof of this fact.) Here,  $d_i$  denotes the degree of the  $i$ th approximate polynomial, while  $\mu_i$  and  $\sigma_i^2$  denote the mean and variance of the input data distribution, respectively. Furthermore, we assume that each random variable  $\Delta a_{i,j}$  is independent. This assumption is reasonable given that each  $\Delta a_{i,j}$  originates from independent polynomial approximations for each  $i$ th activation function, and each  $a_{i,j}$  is computed independently using kernels for each  $j$ th activation node. Then, the variance of the loss function can be represented by

$$\text{Var}[\Delta \mathcal{L}] = \text{Var} \left[ \sum_{i,j} \frac{\partial \mathcal{L}}{\partial a_{i,j}} \Delta a_{i,j} \right] = \sum_{i,j} \left( \frac{\partial \mathcal{L}}{\partial a_{i,j}} \right)^2 \text{Var}[\Delta a_{i,j}] = \sum_i \alpha_i E_{\mu_i, \sigma_i^2}[d_i; f],$$

where  $\alpha_i = \sum_j \left( \frac{\partial \mathcal{L}}{\partial a_{i,j}} \right)^2$  quantifies the impact of the  $i$ th layer's approximation error on classification accuracy. Note that the values of  $\alpha_i$  are different for each image. If we denote  $\alpha_{i,k}$  as the value for the  $k$ th image in training set with  $N_T$  images, then we can calculate the average of  $\alpha_{i,k}$ 's for all images in the training set, denoted as  $A_i = \frac{1}{N_T} \sum_k \alpha_{i,k}$ . Our objective is to minimize the average loss variance function  $V(\mathbf{d}) = \text{Var}[\Delta \mathcal{L}] = \sum_{i=1}^{N_L} A_i E_{\mu_i, \sigma_i^2}[d_i; f]$  by optimizing the set of degrees  $\mathbf{d} = (d_1, \dots, d_{N_L})$ , where  $N_L$  is the number of layers.

### 2.3 Layerwise optimization problem with average loss variance and runtime

We now consider the runtime for the *ciphertext evaluation* of each layer when we use the set of approximate polynomial degrees  $\mathbf{d}$ . Assume that other parameters other than the degree set  $\mathbf{d}$  are fixed, and if the activation function in the  $i$ th layer is approximated by  $P_{\mu, \sigma^2}[d; f](x)$  with degree  $d$  then the runtime of this layer is denoted as  $T_i(d)$ . If we use the degree set  $\mathbf{d} = (d_1, \dots, d_{N_L})$ , then the total runtime of the target neural network is  $T(\mathbf{d}) = \sum_{i=1}^{N_L} T_i(d_i)$ . This runtime function  $T_i$  for each layer can be set according to the neural network model type, the model parameters, and the implementation method with the homomorphic encryption scheme.

It is sufficient to reflect only the factors in  $T_i$  that may vary with the degree  $d_i$ . In the implementation of CNN in the RNS-CKKS scheme we used, the polynomial evaluation time and the bootstrapping time performed before the polynomial evaluation are major factors that depend on the polynomial degree  $d$ . The time required for other linear operations, such as convolution, is determined independently of changes in the degree of the polynomial. Therefore, we define  $T_i(\cdot)$  as the sum of the polynomial evaluation time and the bootstrapping time for  $i$ th layer. Also, the first layer does not

perform bootstrapping in our implementation, we define  $T_1(\cdot)$  as the evaluation time for the first polynomial.<sup>2</sup>

We now aim to formulate a layerwise degree optimization problem to co-optimize the average loss variance function  $V(\mathbf{d})$  and the runtime function  $T(\mathbf{d})$  with adequately setting the degree set  $\mathbf{d}$  as follows:

$$\min_{d_1, \dots, d_{N_L} \in \mathcal{S}} V(\mathbf{d}) = \sum_{i=1}^{N_L} A_i E_i(d_i) \quad \text{subject to} \quad T(\mathbf{d}) = \sum_{i=1}^{N_L} T_i(d_i) \leq K, \quad (1)$$

where  $K$  is a constraint on inference runtime, and  $\mathcal{S}$  is the degree search space. For simplicity, we represent  $E_{\mu_i, \sigma_i}[\cdot; f]$ , the MSE of  $f$  in Theorem 1, as  $E_i(\cdot)$ . Other factors besides the degree set  $\mathbf{d}$ , such as the mean and the variance of the input distribution, will be reflected when setting the optimization problem and fixed as constant when solving the problem. Note that  $T_i(d_i)$  is an increasing function of  $d_i$ , as it takes more time to compute the larger degree polynomials. This fact will be used in solving this problem.

### 3 Dynamic programming for layerwise degree optimization

#### 3.1 Discretization of constraint function

Although the runtime function for the  $i$ th layer is simplified as a single-valued function on  $d_i$  in the previous section, it is still difficult to represent the runtime function  $T_i(d_i)$  as a closed form, so we should devise a numerical method for this optimization. However, the problem is still hard, since it can be regarded as a kind of discrete non-convex optimization. Instead of solving the exact optimization problem, we apply relaxation with discretization of the constraint function  $T_i(d)$ . It means that  $T_i(d_i)$  is converted as  $\tilde{T}_i^\nu(d_i) := \nu \lceil T_i(d_i) / \nu \rceil$ , where  $\nu$  is the discretization unit, and  $\lceil \cdot \rceil$  is the rounding function. Then, we now assume that  $T_i(d_i)$  can be regarded as an integer multiple of the discretization unit  $\nu$ . We define  $\tau_i^\nu(d_i) := \tilde{T}_i^\nu(d_i) / \nu = \lceil T_i(d_i) / \nu \rceil$  as the scaled integer of  $T_i(d_i)$  relative to  $\nu$ . In other words, we have  $\tilde{T}_i^\nu(d_i) = \nu \cdot \tau_i^\nu(d_i)$  and  $\tau_i^\nu(d_i) \in \mathbb{N}$ . When we do not focus on the value of the  $\nu$  in  $\tau_i^\nu(d_i)$ , we can omit  $\nu$  so that we can denote it as  $\tau_i(d_i)$ .

With this relaxation, we tackle the optimization problem in (1) via a *polynomial-time* dynamic programming approach. Let's define  $N_K := \lfloor K / \nu \rfloor \in \mathbb{N}$  and  $\tau(\mathbf{d}) := \sum_{i=1}^{N_L} \tau_i^\nu(d_i)$ . Then the optimization problem (1) can be relaxed to the following:

$$\min_{d_1, \dots, d_{N_L} \in \mathcal{S}} V(\mathbf{d}) = \sum_{i=1}^{N_L} A_i E_i(d_i) \quad \text{subject to} \quad \tau(\mathbf{d}) = \sum_{i=1}^{N_L} \tau_i(d_i) \leq N_K, \quad (2)$$

where  $\tau_i(d_i)$ 's and  $N_K$  are all positive integers. We will now solve (2) instead of the original optimization problem.

#### 3.2 Relation between subproblems

To design the dynamic programming algorithm for the optimization problem (2), we should set the recurrence relation between the subproblems. Suppose that we want to solve (2), and we denote this problem as  $\mathcal{P}(N_L, N_K)$ . To be more general, the optimization problem  $\mathcal{P}(l, k)$  can be defined as follows:

$$\min_{d_1, \dots, d_l \in \mathcal{S}} V(\mathbf{d}) = \sum_{i=1}^l A_i E_i(d_i) \quad \text{subject to} \quad \tau(\mathbf{d}) = \sum_{i=1}^l \tau_i(d_i) \leq k.$$

Then, we now consider the relation between  $\mathcal{P}(N_L, N_K)$  and the subproblems  $\{\mathcal{P}(l, k)\}$  with  $l = 1, \dots, N_L - 1$  and  $k = 1, \dots, N_K$ . Let  $\mathbf{D}(l, k) = (D_1(l, k), \dots, D_l(l, k))$  represent the optimal solution for  $\mathcal{P}(l, k)$ , where  $D_i(l, k)$  denotes the degree of the  $i$ th polynomial for  $i = 1, 2, \dots, l$ .

<sup>2</sup>See Appendix B which describes the preliminaries about the bootstrapping of the RNS-CKKS scheme and the detailed implementation of CNN for the ciphertexts.

Then, our main objective is to determine the optimal  $\mathbf{D}(N_L, N_K)$ , i.e., the solution of (2). In some cases, there may be no degree pairs  $d_1, \dots, d_l$  that satisfy  $\sum_{i=1}^l \tau_i(d_i) \leq k$ . To account for this situation, we set  $\tau_i(-1) := 0$ ,  $E_i(-1) := \infty$  and include  $-1$  in  $\mathcal{S}$ .

Let's induce the relation between  $\mathbf{D}(l, \cdot)$  and  $\mathbf{D}(l+1, \cdot)$ . Assume that we want to solve  $\mathcal{P}(l+1, k)$ , and also assume that we fix the last polynomial degree  $d_{l+1}$  to  $d$ . Since the  $A_{l+1}E_{l+1}(d_{l+1})$  term is constant, the target function  $\sum_{i=1}^{l+1} A_i E_i(d_i) = \sum_{i=1}^l A_i E_i(d_i) + A_{l+1}E_{l+1}(d)$  can be replaced to  $\sum_{i=1}^l A_i E_i(d_i)$ . Also, since the  $\tau_{l+1}(d_{l+1})$  term is constant, the constraint  $\tau(\mathbf{d}) = \sum_{i=1}^{l+1} \tau_i(d_i) \leq k$  can be regarded as  $\sum_{i=1}^l \tau_i(d_i) \leq k - \tau_{l+1}(d)$ . Let us denote  $\mathbf{d}'$  in  $\mathcal{P}(l+1, k)$  as  $(d_1, \dots, d_l)$ , the polynomial degree vector except for the last degree  $d_{l+1}$  from  $\mathbf{d} = (d_1, \dots, d_{l+1})$ , and the problem  $\mathcal{P}(l+1, k)$  with fixed  $d_{l+1} = d$  is equivalent to this following problem,

$$\min_{d_1, \dots, d_l \in \mathcal{S}} V(\mathbf{d}') = \sum_{i=1}^l A_i E_i(d_i) \quad \text{subject to} \quad \tau(\mathbf{d}') = \sum_{i=1}^l \tau_i(d_i) \leq k - \tau_{l+1}(d),$$

where the problem can be regarded as  $\mathcal{P}(l, k - \tau_{l+1}(d))$ . Since the optimal degree vector for this problem is  $\mathbf{D}(l, k - \tau_{l+1}(d))$ , the minimum  $V(\mathbf{d})$  of the problem  $\mathcal{P}(l+1, k)$  with fixed  $d_{l+1} = d$  is  $V(\mathbf{D}(l, k - \tau_{l+1}(d)) + A_{l+1}E_{l+1}(d)) = \sum_{i=1}^l A_i E_i(D_i(l, k - \tau_{l+1}(d))) + A_{l+1}E_{l+1}(d)$ .

Note that there are not so many candidates for  $d_{l+1}$  in  $\mathcal{P}(l+1, k)$ . Since we have a trivial constraint  $\tau_{l+1}(d_{l+1}) \leq k$  in  $\mathcal{P}(l+1, k)$ , we can investigate all the solutions of  $\mathcal{P}(l+1, k)$  with each  $d \in \mathcal{S} \cap \{d' \in \mathbb{N} : \tau_{l+1}(d') \leq k\}$ . Then the solution for  $\mathcal{P}(l+1, k)$  is the minimum value of  $V(\mathbf{D}(l, k - \tau_{l+1}(d)) + A_{l+1}E_{l+1}(d))$  among these solutions. The value  $D_{l+1}(l+1, k)$  is the corresponding polynomial degree  $d$  for this minimum value, and  $\mathbf{D}(l+1, k) = (\mathbf{D}(l, k - D_{l+1}(l+1, k)), D_{l+1}(l+1, k))$ .

Thus, we end up setting the relation between  $\mathcal{P}(l+1, k)$  and  $\{\mathcal{P}(l, k')\}$  with  $k' = 1, \dots, k$ . This relation is formalized in the following theorem, which will be proven in Appendix C in a detailed manner.

**Theorem 2.** For positive  $l$  and  $k$ , let  $d'$  be

$$\arg \min_{d \in \mathcal{S}, \tau_{l+1}(d) \leq k} \left[ \sum_{i=1}^l A_i E_i(D_i(l, k - \tau_{l+1}(d))) + A_{l+1}E_{l+1}(d) \right].$$

Then,  $D_i(l+1, k) = D_i(l, k - \tau_{l+1}(d'))$  for each  $1 \leq i \leq l$ , and  $D_{l+1}(l+1, k) = d'$ .

Theorem 2 states that the optimal solution  $\mathbf{D}(l+1, k)$  of the problem  $\mathcal{P}(l+1, k)$  can be efficiently constructed if  $\mathbf{D}(l, k')$  has been determined for all  $k' = 1, \dots, k$ .

### 3.3 Dynamic programming algorithm

Based on this theorem, we construct a dynamic programming algorithm to obtain  $\mathbf{D}(N_L, N_K)$ . We set an empty two-dimensional table with  $N_L$  rows and  $N_K$  columns, and each cell is expected to contain  $\mathbf{D}(l, k)$  and  $V(\mathbf{D}(l, k))$ . Each row is sequentially filled in as follows.

1. Each cell in the first row in the table is the solution for  $\mathcal{P}(1, k)$  for each  $k$ . Since  $E_1$  is a decreasing function in terms of the polynomial degree, the optimal degree is  $D_1(1, k) = \max\{d \in \mathcal{S} | \tau_1(d) \leq k\}$  and minimized average loss function is  $V(D_1(1, k)) = A_1 E_1(D_1(1, k))$  for each  $k$ .
2. For fixed  $1 \leq l < N_L$ , assume that  $\mathbf{D}(l, k')$ 's and  $V(\mathbf{D}(l, k'))$  are already known for all  $k' = 1, \dots, N_K$ . Then, for given  $k$ , find  $d = d(k)$  which minimizes  $V(\mathbf{D}(l, k - \tau_{l+1}(d))) + A_{l+1}E_{l+1}(d)$  among  $d \in \mathcal{S}$  such that  $\tau_{l+1}(d) \leq k$ . Here, the values of  $E_i(\cdot)$  have to be pre-computed.
3. After finding  $d(k)$  in the previous step for every  $k = 1, \dots, N_K$ , we set  $\mathbf{D}(l+1, k)$  as  $D_i(l+1, k) = D_i(l, k - \tau_{l+1}(d(k)))$  for  $1 \leq i \leq l$ , and  $D_{l+1}(l+1, k) = d(k)$ . We also set  $V(\mathbf{D}(l+1, k)) = V(\mathbf{D}(l, k - \tau_{l+1}(d(k)))) + A_{l+1}E_{l+1}(d)$ . This provides the optimal solution  $\mathbf{D}(l+1, k)$  and  $V(\mathbf{D}(l+1, k))$  for all  $k$ .
4. Continue to repeat steps 2 and 3 for  $l = 1, 2, \dots, N_L - 1$  sequentially until we obtain the optimal solution  $\mathbf{D}(N_L, N_K)$ , which is the degree set in the last cell in the table.

---

**Algorithm 1** Dynamic programming algorithm for  $\mathcal{P}(L, K)$ 

---

**Require:** The number of layers  $N_L$ , the scaled integer value of runtime bound  $N_K$ , the degree space  $\mathcal{S}$ , the MSE function  $E_i(\cdot)$ , and the discretized runtime function  $\tau_i(\cdot)$

**Ensure:** The optimal degree set  $\mathbf{D}(N_L, N_K)$  for the problem  $\mathcal{P}(N_L, N_K)$

```
1: for  $k = 1, \dots, N_K$  do
2:    $D_1(1, k) \leftarrow \max\{d \in \mathcal{S} \mid \tau_1(d) \leq k\}$ 
3:    $\mathbf{D}(1, k) \leftarrow (D_1(1, k))$ 
4:    $V(1, k) \leftarrow A_1 E_1(D_1(1, k))$ 
5: end for
6: for  $l = 1, \dots, N_L - 1$  do
7:   for  $k = 1, \dots, N_K$  do
8:      $d' \leftarrow \arg \min_{d \in \mathcal{S}} (V(l, k - \tau_{l+1}(d)) + A_{l+1} E_{l+1}(d))$ 
9:      $\mathbf{D}(l+1, k) \leftarrow (\mathbf{D}(l, k - \tau_{l+1}(d')), d')$ 
10:     $V(l+1, k) \leftarrow V(l, k - \tau_{l+1}(d')) + A_{l+1} E_{l+1}(d')$ 
11:   end for
12: end for
13: return  $\mathbf{D}(N_L, N_K)$ 
```

---

Note that the proposed algorithm can be executed with a time complexity  $O(N_L N_K |\mathcal{S}|)$ , which is significantly more efficient than the brute-force searching through all degree search space, which requires a time complexity of  $O(|\mathcal{S}|^{N_L})$ . The procedure of this algorithm is summarized in Algorithm 1.

## 4 Optimized layerwise approximation framework and scaled distribution-aware approximation

In this section, we specify our optimized layerwise approximation (OLA) framework to apply the generalized distribution-aware approximation  $P_{\mu, \sigma^2}[d; f](x)$  and the optimized degree from the result of dynamic programming  $\mathbf{D}(N_L, N_K)$  in practical inference. The flow of the OLA framework is described below.

**1. Determine the input distribution for each layer and average loss variance.** This is the first step to construct an optimization problem. Let  $\mu_i$  and  $\sigma_i^2$  be set as the mean and the variance of all possible inputs of  $i$ th activation function for the entire training dataset, respectively. Then, the input distribution for  $i$ th activation function can be considered as  $\mathcal{N}(\mu_i, \sigma_i^2)$ . To determine the average loss variance function  $V(\mathbf{d}) = \sum_{i=1}^{N_L} A_i E_i(d_i)$ , we have to discover the constants  $A_i$  and the minimized MSE function  $E_i(\cdot)$ . The constant  $A_i$  can be obtained from the backpropagation process, and  $E_i(\cdot)$  follows from Theorem 1.

**2. Discretize the time latency.** To achieve this, we first obtain the actual time latency  $T_i(\cdot)$  for each layer: the runtime of polynomial evaluation  $T_1(\cdot)$  and including bootstrapping  $T_i(\cdot)$  ( $i \geq 2$ ). Figure 1 shows the exact value of  $T_i$ 's on the RNS-CKKS scheme with the Lattigo library [11]. Next, determine the degree search space  $\mathcal{S}$  and the discretization unit  $\nu$ . As shown in Figure 1, the time latency is almost the same when the polynomial degrees are similar in most cases. Considering the time complexity of Algorithm 1 in solving the optimization problem, which is proportional to the cardinality of  $\mathcal{S}$ , searching for degrees too finely (e.g.,  $\mathcal{S} = \{1, 2, 3, \dots, 255\}$ ) might be inefficient. Instead of searching every possible degree, we choose  $d = 2^m - 1$  as the candidate degrees to be included in  $\mathcal{S}$ , for integer  $m \geq 2$ . We note that

the maximum polynomial degree that consumes a depth of  $m$  on ciphertexts is  $2^m - 1$ , and the bootstrapping performed before polynomial operations varies significantly depending on the depth of the polynomial operations. We can check the significant gap between  $T_i(2^m - 1)$  and  $T_i(2^m)$  for  $i \geq 2$ . The accuracy of the approximation polynomial will be almost the same between using a degree of  $2^m - 1$  and  $2^m$ , but from a time consumption perspective, using a degree of  $2^m - 1$

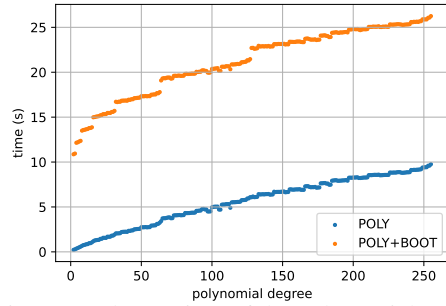


Figure 1: The runtime of the polynomial evaluation (blue,  $T_1(\cdot)$ ), and the sum of the polynomial evaluation runtime and bootstrapping runtime (orange,  $T_i(\cdot)$ ,  $i \geq 2$ ) on the RNS-CKKS scheme.

is much more advantageous. Therefore, we include  $2^m - 1$  in  $\mathcal{S}$ . Additionally, there are large gap between  $T_i(63)$  and  $T_i(127)$ , as well as between  $T_i(127)$  and  $T_i(255)$ . Therefore, we include additional degrees 88, 154, and 210 in  $\mathcal{S}$  for a more fine-grained search, to ensure that the intervals between  $T_i(d)$  for  $d \in \mathcal{S}$  are equally spaced. Also, we choose  $\nu = \frac{1}{4}$  to reduce the loss of values of  $T_i$ 's due to the discretization. After choosing  $\nu$ , we can evaluate the discretized time latency,  $\tau(\mathbf{d}) = \sum_{i=1}^{N_L} \tau_i(d_i) = \sum_{i=1}^{N_L} \lfloor T_i(d_i)/\nu \rfloor$ .

**3. Solve the optimization problem with dynamic programming.** For a given constant  $N_K$ , the optimal solution  $\mathbf{D}(N_L, N_K)$  can be done through Algorithm 1. Note that if we perform the Algorithm 1 once, we also can achieve the solution  $\mathbf{D}(N_L, k)$  for arbitrary  $k \leq N_K$  (see line 9 in the Algorithm 1).

**4. Find the optimal degree set  $\mathbf{d} = \mathbf{D}(N_L, k)$  with scaled distribution-aware approximation.** We have to find the value of  $k$  which shows both less accuracy loss and small time latency  $\tau(\mathbf{d})$ . We use binary search to find the optimized  $k$  within the range where the top-1 accuracy obtained through polynomial approximation from the training dataset does not drop below 1%.

But in this step, we find critical accuracy issues when distribution-aware approximation is used in activation function approximation  $P_{\mu, \sigma^2}[d; f](x)$  without any modifications. This method involves approximating using a weighted  $l_2$  norm, where the weight distribution is a normal distribution reflecting the average and standard deviation of the input values entering the layer. Due to the nature of distribution-aware approximation, the error between the true values is small in regions of high probability but large in regions of low probability. Since the probability density function of a normal distribution converges rapidly to zero away from the origin, the approximation is hardly accurate unless it is close to the origin. To address this, we propose the *scaled distribution-aware approximation* technique which finely tunes the approximate polynomial and describes how to apply the proposed approximation.

There are two main issues with the distribution-aware approximation. One is that the actual distribution of the data might slightly differ from the normal distribution, although it considers the mean and standard deviation of the input data to the layer. In such cases, areas of low probability in the normal distribution may not be so low in the actual data distribution. This discrepancy can significantly affect accuracy if the approximate polynomial fails to accurately approximate the activation function in regions where actual frequent values occur. Secondly, even small-probability regions can amplify errors as they pass through the layers, significantly impacting accuracy. Due to these reasons, we experimentally found that using distribution-aware approximation polynomials alone does not allow the neural network to perform meaningful inference. (We demonstrate this property through simulations, the details of which are provided in Appendix D.) Thus, there is a need to approximate more accurately, even in low-probability areas, from a conservative perspective.

In the scaled distribution-aware approximation method, we propose to use a new distribution,  $\mathcal{N}(\mu, (r\sigma)^2)$  for  $r \geq 1$  as the weight for approximating polynomials instead of  $\mathcal{N}(\mu, \sigma^2)$ . This approach enables more accurate approximation in low-probability areas of  $\mathcal{N}(\mu, (r\sigma)^2)$ , thus mitigating the impacts of distribution differences and error amplification. Since these issues about the distribution-aware approximation are related to the whole network, rather than only each layer, we use the same  $r$  value for all activation functions in the neural network and control this unified  $r$  value. Figure 2 shows the effect on the performance of the image classification. If we do not apply scaled approximation ( $r = 1$ ), we can observe a significantly lower top-1 accuracy obtained from the training dataset. By appropriately adjusting the value of  $r$ , we can find the value that maximizes the training accuracy. After finding this  $r$  value, we finally adopt the polynomials  $\{P_{\mu_i, (r\sigma_i)^2}[d_i; f](x)\}_{1 \leq i \leq N_L}$  as the approximation polynomial to proceed PI.

Note that the degrees  $\mathbf{d} = \mathbf{D}(N_L, k)$  achieved by the above process is the optimal degrees  $\mathbf{d}$  that minimize  $\tau(\mathbf{d})$  across the set of degrees, where the top-1 training accuracy differs by less than 1%. Since the accuracy provided by this degree set does not significantly differ from the original top-1 training accuracy, we can expect it to yield high accuracy on the test dataset as well. We demonstrate this in the experimental results of the following section.

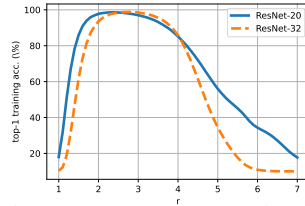


Figure 2: Accuracy graph as a function of  $r$  (with CIFAR-10 dataset).



Table 1: The simulation results on the plaintexts for comparison of  $\tau(\mathbf{d})$ —an indicator of the inference time on ciphertext and top-1 test accuracy for the obtained optimal degree  $\mathbf{d}$  by each approximation method.

Backbone Non-Arith. Act. ( $N_L$ )	ResNet-20 ReLU (19)			ResNet-32 ReLU (31)			ConvNeXt-T GELU (18)			ConvNeXt-S GELU (36)		
	$\mathbf{d}$	$\tau(\mathbf{d})$	Top-1	$\mathbf{d}$	$\tau(\mathbf{d})$	Top-1	$\mathbf{d}$	$\tau(\mathbf{d})$	Top-1	$\mathbf{d}$	$\tau(\mathbf{d})$	Top-1
No Approx.	-	-	91.92	-	-	92.83	-	-	92.16	-	-	92.85
Minimax [12]	All 6,075	2,790	91.31	All 6,075	4,779	92.40	-	N/A	-	-	N/A	-
Uniform WLS [18]	All 88	1,440	90.86	All 88	2,388	91.54	All 7	835	90.50	All 7	1,717	90.66
<b>OLA (Ours)</b>	<b>A<sup>†</sup></b>	<b>1,154</b>	90.94	<b>B<sup>††</sup></b>	<b>1,938</b>	91.48	All 3	<b>749</b>	90.92	All 3	<b>1,541</b>	91.74

A<sup>†</sup> : 88,63,63,31,31,31,31,31,63,15,31,15,31,31,63,31,31,7

B<sup>††</sup> : 127,63,63,31,63,31,63,15,63,15,31,31,63,15,63,15,31,15,31,15,31,63,63,31,63,31,31,31,15

## 5 Experiment results for layerwise optimization

In this section, we provide the experimental results, which show the performance of the layerwise optimized approximate polynomials by the proposed algorithm. We evaluate the classification task of the CIFAR-10 dataset [10] with pre-trained ResNet [7] and ConvNeXt [17] models that incorporate the representative non-arithmetic functions such as ReLU and GELU [8], respectively. Also, we analyze the performance of our proposed method and compare it to the previous approximation methods.

### 5.1 Results of the proposed approximation method on the plaintexts

First, to verify the effectiveness of the proposed method, we conduct experiments comparing the performance of various approximation methods on different models in plaintext.

The previous approximation methods used for comparison are the composite minimax approximation [12] (only available for ReLU) and the weighted least squares method that applies the uniform polynomials with the same weight distribution to all layers [18] (Uniform WLS). We use the same distribution,  $\mathcal{N}(0, 2)$ , as used in the work by [18]. For a fair comparison, we also selected the minimum degree in Uniform WLS where the training accuracy loss is less than 1%.

The results are shown in Table 1. We can observe that our OLA framework leads to less  $\tau(\mathbf{d})$  than the previous works in all cases, both ResNet and ConvNext models. Especially, we reduce the degree of the approximating polynomial for the GELU function in all layers of ConvNeXt from 7 to 3, while still achieving similar top-1 accuracy without retraining or modifying the backbone model.

### 5.2 Results for the proposed method on the ciphertexts

We use the implementation in [12] as our baseline to validate the proposed method empirically (see Appendix E for the details). Our approximation techniques are independent of the convolution operation for FHE and can be applied to alternative implementations (e.g., [9]) for similar benefits.

Under the same condition of 128-bit security, we compare the previous state-of-the-art approximation method on PTA and the proposed method to show how much inference runtime is saved by the proposed method. Table 2 shows the results. The proposed optimization leads to a significant reduction in total inference time for the ResNet-32 models compared to using the minimax approximation. We confirm that the proposed method can construct accurate models with reduced polynomial degrees while incurring a marginal reduction in classification accuracy for ciphertext as well.

Table 2: The top-1 accuracy and the time latency of ResNet models on the homomorphically encrypted CIFAR-10 by the Lattigo library.

Backbone	Minimax [12]		OLA (Ours)	
	Accuracy	Time (s)	Accuracy	Time (s)
ResNet-20 (91.92%)	91.31%	1,231	90.55%	<b>407</b> ( $\times 3.02\downarrow$ )
ResNet-32 (92.83%)	92.40%	1,913	91.67%	<b>679</b> ( $\times 2.82\downarrow$ )

## 6 Conclusion

We proposed the OLA framework for optimization of approximate polynomial degrees for PTA, without modifying the pre-trained model. We improved the state-of-the-art PTA work for the ResNet

models, and we showed that the GELU function can be approximated by a degree 3 polynomial without retraining ConvNext models for the first time.

## References

- [1] Ahmad Al Badawi, Jin Chao, Jie Lin, Chan Fook Mun, Jun Jie Sim, Benjamin Hong Meng Tan, Xiao Nan, Khin Mi Mi Aung, and Vijay Ramaseshan Chandrasekhar. Towards the AlexNet moment for homomorphic encryption: HCNN, the first homomorphic CNN on encrypted data with GPUs. *IEEE Transactions on Emerging Topics in Computing*, 2020.
- [2] Fabian Boemer, Yixing Lao, Rosario Cammarota, and Casimir Wierzynski. nGraph-HE: A graph compiler for deep learning on homomorphically encrypted data. In *Proceedings of the 16th ACM International Conference on Computing Frontiers*, pages 3–13, 2019.
- [3] Jean-Philippe Bossuat, Christian Mouchet, Juan Troncoso-Pastoriza, and Jean-Pierre Hubaux. Efficient bootstrapping for approximate homomorphic encryption with non-sparse keys. In *International Conference on the Theory and Applications of Cryptographic Techniques*, 2021.
- [4] Jung Hee Cheon, Kyoohyung Han, Andrey Kim, Miran Kim, and Yongsoo Song. A full rms variant of approximate homomorphic encryption. In *International Conference on Selected Areas in Cryptography*, pages 347–368. Springer, 2018.
- [5] Edward Chou, Josh Beal, Daniel Levy, Serena Yeung, Albert Haque, and Li Fei-Fei. Faster Cryptonets: Leveraging sparsity for real-world encrypted inference. *arXiv preprint arXiv:1811.09953*, 2018.
- [6] Ran Gilad-Bachrach, Nathan Dowlin, Kim Laine, Kristin Lauter, Michael Naehrig, and John Wernsing. Cryptonets: Applying neural networks to encrypted data with high throughput and accuracy. In *Proc. Int. Conf. Machine Learning*, pages 201–210. PMLR, 2016.
- [7] Kaiming He, Xiangyu Zhang, Shaoqing Ren, and Jian Sun. Deep residual learning for image recognition. In *Proceedings of the IEEE Conference on Computer Vision and Pattern Recognition*, pages 770–778, 2016.
- [8] Dan Hendrycks and Kevin Gimpel. Gaussian error linear units (gelus). *arXiv preprint arXiv:1606.08415*, 2016.
- [9] Dongwoo Kim and Cyril Guyot. Optimized privacy-preserving cnn inference with fully homomorphic encryption. *IEEE Transactions on Information Forensics and Security*, 18:2175–2187, 2023.
- [10] Alex Krizhevsky, Geoffrey Hinton, et al. Learning multiple layers of features from tiny images. *CiteSeerX Technical Report, University of Toronto*, 2009.
- [11] Lattigo. Online: <https://github.com/tuneinsight/lattigo/tree/v3.0.5>, April 2022. EPFL-LDS, Tune Insight SA.
- [12] Eunsang Lee, Joon-Woo Lee, Junghyun Lee, Young-Sik Kim, Yongjune Kim, Jong-Seon No, and Woosuk Choi. Low-complexity deep convolutional neural networks on fully homomorphic encryption using multiplexed convolutions. In *Proc. Int. Conf. Machine Learning (ICML)*, pages 12403–12422. PMLR, 2022.
- [13] Eunsang Lee, Joon-Woo Lee, Jong-Seon No, and Young-Sik Kim. Minimax approximation of sign function by composite polynomial for homomorphic comparison. *IEEE Transactions on Dependable and Secure Computing*, 19(6):3711–3727, 2021.
- [14] Joon-Woo Lee, HyungChul Kang, Yongwoo Lee, Woosuk Choi, Jieun Eom, Maxim Deryabin, Eunsang Lee, Junghyun Lee, Donghoon Yoo, Young-Sik Kim, et al. Privacy-preserving machine learning with fully homomorphic encryption for deep neural network. *IEEE Access*, 10:30039–30054, 2022.
- [15] Junghyun Lee, Eunsang Lee, Joon-Woo Lee, Yongjune Kim, Young-Sik Kim, and Jong-Seon No. Precise approximation of convolutional neural networks for homomorphically encrypted data. *IEEE Access*, 2023.

- [16] Seewoo Lee, Garam Lee, Jung Woo Kim, Junbum Shin, and Mun-Kyu Lee. HETAL: Efficient privacy-preserving transfer learning with homomorphic encryption. In *Proc. Int. Conf. Machine Learning*, volume 202 of *Proceedings of Machine Learning Research*, pages 19010–19035. PMLR, 23–29 Jul 2023.
- [17] Zhuang Liu, Hanzi Mao, Chao-Yuan Wu, Christoph Feichtenhofer, Trevor Darrell, and Saining Xie. A convnet for the 2020s. In *Proceedings of the IEEE/CVF conference on computer vision and pattern recognition*, pages 11976–11986, 2022.
- [18] Hongwu Peng, Shaoyi Huang, Tong Zhou, Yukui Luo, Chenghong Wang, Zigeng Wang, Jiahui Zhao, Xi Xie, Ang Li, Tony Geng, et al. Autorep: Automatic relu replacement for fast private network inference. In *Proceedings of the IEEE/CVF International Conference on Computer Vision*, pages 5178–5188, 2023.

## Appendix

### A Proof of Theorem in Section 2

In this section, we provide the proof of the theorems in Section 2.

We recall the Hilbert space theory in mathematical analysis to approach the approximation by the weight least squares method.

**Lemma 1** (Hilbert Projection Theorem). *Let  $H$  be a Hilbert space,  $\|\cdot\|_H$  be a norm defined on  $H$ , and  $C$  be a nonempty closed convex set contained in  $H$ . Let  $h \in H$  be a vector in the Hilbert space. Then, there exists a unique vector  $c \in C$  such that*

$$\|h - c\|_H \leq \|h - c'\|_H$$

for any  $c' \in C$ .

This lemma asserts that the *closest* vector through  $C$  from  $h \in H$  always exists and is unique. Now, we consider a function space

$$L(\mathbb{R}, \phi) = \{f : \mathbb{R} \rightarrow \mathbb{R} \mid \int_{\mathbb{R}} \phi(x) f(x)^2 dx < \infty\},$$

where the inner product  $\langle \cdot, \cdot \rangle_\phi$  is defined as  $\langle f, g \rangle_\phi := \int_{\mathbb{R}} \phi(x) f(x) g(x) dx$ , and the norm as  $\|f\|_\phi := (\int_{\mathbb{R}} \phi(x) f(x)^2 dx)^{\frac{1}{2}}$ . Here, the function  $\phi : \mathbb{R} \rightarrow \mathbb{R}^{\geq 0}$  is a weight function and always has a non-negative value. Then, the space  $L(\mathbb{R}, \phi)$  is a Hilbert space. Also, note the set

$$C_d := \{p(x) : \text{polynomial} \mid p(x) \in L(\mathbb{R}, \phi), \deg p(x) \leq d\}$$

is closed set in  $L(\mathbb{R}, \phi)$  for every integer  $d \geq 0$ . Therefore, Lemma 1 can be applied as follows:

**Theorem 3.** *Let  $f \in L(\mathbb{R}, \phi)$ . Then, for each non-negative integer  $d$ , there exists a polynomial  $P[d](x)$  with degree not greater than  $d$  which satisfies*

$$\int_{\mathbb{R}} \phi(x) (f(x) - P[d](x))^2 dx \leq \int_{\mathbb{R}} \phi(x) (f(x) - q(x))^2 dx$$

for any polynomial  $q(x)$  with degree not greater than  $d$ .

From now on, we define a polynomial  $P[d; f](x)$  to be the closest vector from  $f \in L(\mathbb{R}, \phi)$ .

Now, we provide the proof of Theorem 1, which states the form of  $P[d; f](x)$  when the weight function is a normal distribution,  $\phi(x) = \frac{1}{\sqrt{2\pi\sigma^2}} e^{-\frac{(x-\mu)^2}{2\sigma^2}}$ .

*Proof of Theorem 1.* We define a polynomial

$$h_n(x) := \frac{(-1)^n}{\sqrt{n!}} e^{x^2/2} \frac{d^n}{dx^n} e^{-x^2/2}, \quad (3)$$

a polynomial with degree  $n$ . The polynomial  $h_n$  has the property

$$\int_{\mathbb{R}} \frac{1}{\sqrt{2\pi}} e^{-\frac{1}{2}z^2} h_m(z) h_n(z) dz = \delta_{mn},$$

where  $\delta_{mn}$  is Kronecker delta function.

Note that any polynomial  $p(x) \in C_d$ , which degree is not greater than  $d$ , can be expressed as

$$p(x) = b_0 h_0 \left( \frac{x-\mu}{\sigma} \right) + b_1 h_1 \left( \frac{x-\mu}{\sigma} \right) + \dots + b_d h_d \left( \frac{x-\mu}{\sigma} \right)$$

for  $b_j \in \mathbb{R}$ ,  $j = 0, 1, \dots, d$ . Then, the norm of the difference between the function  $f$  and the polynomial  $p$  is

$$\|f - p\|_{\phi} = \left( \int_{\mathbb{R}} \phi(x) \left( f(x) - \sum_j b_j h_j \left( \frac{x-\mu}{\sigma} \right) \right)^2 dx \right)^{\frac{1}{2}}.$$

If we find the real numbers  $b_0, \dots, b_d$  which minimizes  $\|f - p\|_{\phi}$ , then we can conclude that the polynomial  $b_0 h_0 \left( \frac{x-\mu}{\sigma} \right) + b_1 h_1 \left( \frac{x-\mu}{\sigma} \right) + \dots + b_d h_d \left( \frac{x-\mu}{\sigma} \right)$  is the same as  $P[d; f](x)$ . Some algebra shows that

$$\begin{aligned} &= 0 + \frac{\partial}{\partial b_n} \left[ \sum_j b_j^2 - 2 \sum_j b_j \langle \tilde{f}, h_j \rangle_{\tilde{\phi}} \right] \\ &= 2b_n - 2 \int_{\mathbb{R}} \frac{1}{\sqrt{2\pi}} e^{-\frac{1}{2}z^2} f(\mu + \sigma z) h_n(z) dz, \end{aligned}$$

where  $\tilde{f}(z) = f(\mu + \sigma z)$  and  $\tilde{\phi}(z) = \frac{1}{\sqrt{2\pi}} e^{-\frac{1}{2}z^2}$ . Therefore,  $\frac{\partial}{\partial b_n} \|f - p\|_{\phi}^2 = 0$  leads to

$$b_n = \int_{\mathbb{R}} \frac{1}{\sqrt{2\pi}} e^{-\frac{1}{2}z^2} f(\mu + \sigma z) h_n(z) dz = \int_{\mathbb{R}} \phi(t) f(t) h_n \left( \frac{t-\mu}{\sigma} \right) dt$$

for all  $n = 0, \dots, d$ , and this implies

$$P[d; f](x) = \sum_j h_j \left( \frac{x-\mu}{\sigma} \right) \int_{\mathbb{R}} \phi(t) f(t) h_j \left( \frac{t-\mu}{\sigma} \right) dt.$$

Now, we induce the MSE from the  $P[d; f]$ , the approximation of  $f$ . The MSE refers to  $\|f - P[d; f]\|_{\phi}^2$ , the square of the norm of the difference between  $f$  and the polynomial  $P[d; f]$ .

Let  $\eta_j(t) := h_j \left( \frac{t-\mu}{\sigma} \right)$ . Then,  $\langle \eta_i, \eta_j \rangle_{\phi} = \delta_{ij}$ , and  $\int_{\mathbb{R}} \phi(t) f(t) h_j \left( \frac{t-\mu}{\sigma} \right) dt$  can be expressed as  $\langle f, \eta_j \rangle_{\phi}$ . Note that

$$\begin{aligned} \langle f, P[d; f] \rangle_{\phi} &= \left\langle f, \sum_j \eta_j \langle f, \eta_j \rangle_{\phi} \right\rangle_{\phi} = \sum_j \langle f, \eta_j \rangle_{\phi}^2, \\ \langle P[d; f], P[d; f] \rangle_{\phi} &= \left\langle \sum_j \eta_j \langle f, \eta_j \rangle_{\phi}, \sum_j \eta_j \langle f, \eta_j \rangle_{\phi} \right\rangle_{\phi} \\ &= \sum_{i,j} \langle f, \eta_i \rangle_{\phi} \langle f, \eta_j \rangle_{\phi} \langle \eta_i, \eta_j \rangle_{\phi} \\ &= \sum_j \langle f, \eta_j \rangle_{\phi}^2, \end{aligned}$$

which imply

$$\begin{aligned} \|f - P[d; f]\|_{\phi}^2 &= \langle f - P[d; f], f - P[d; f] \rangle_{\phi} \\ &= \langle f, f \rangle_{\phi} - 2 \langle f, P[d; f] \rangle_{\phi} + \langle P[d; f], P[d; f] \rangle_{\phi} \\ &= \langle f, f \rangle_{\phi} - \sum_j \langle f, \eta_j \rangle_{\phi}^2. \end{aligned}$$

Therefore, we have

$$\begin{aligned} E_{\mu,\sigma^2}[d; f] &= \int_{\mathbb{R}} \phi(x)(f(x) - P[d; f](x))^2 dx \\ &= \int_{\mathbb{R}} \phi(x)f(x)^2 dx - \sum_{j=0}^d \left[ \int_{\mathbb{R}} \phi(x)f(x)h_j \left( \frac{x-\mu}{\sigma} \right) dx \right]^2, \end{aligned}$$

and this proves Theorem 1.  $\square$

Next, we prove the fact mentioned in Section 2.2, the variance of  $\Delta a_{i,j}$  precisely aligns with the minimized MSE  $E_{\mu,\sigma^2}[d; f]$ . Note that the variance of  $\Delta a_{i,j}$  can be formulated as

$$\text{Var}[\Delta a_{i,j}] = \mathbb{E}[\Delta a_{i,j}^2] - (\mathbb{E}[\Delta a_{i,j}])^2.$$

Here,  $\mathbb{E}[\Delta a_{i,j}^2]$  refers to the mean square error of the polynomial approximation  $E_{\mu,\sigma^2}[d; f]$ . Therefore, the  $\text{Var}[\Delta a_{i,j}] = E_{\mu,\sigma^2}[d; f]$  is equivalent to  $\mathbb{E}[\Delta a_{i,j}] = 0$ .

**Theorem 4.**  $\mathbb{E}[\Delta a_{i,j}] = 0$ .

*Proof.* Note that

$$\mathbb{E}[\Delta a_{i,j}] = \int_{\mathbb{R}} \phi(x)(f(x) - P[d; f](x)) dx = \langle f - P[d; f], 1 \rangle_{\phi}.$$

Also, using the notation  $\eta_j(t) := h_j \left( \frac{t-\mu}{\sigma} \right)$ , we can observe that  $\eta_0(t) = 1$  and

$$\langle P[d; f], 1 \rangle_{\phi} = \left\langle \sum_j \eta_j \langle f, \eta_j \rangle_{\phi}, \eta_0 \right\rangle_{\phi} = \sum_j \langle f, \eta_j \rangle_{\phi} \langle \eta_j, \eta_0 \rangle_{\phi} = \langle f, \eta_0 \rangle_{\phi}$$

from the fact  $\langle \eta_j, \eta_0 \rangle_{\phi} = \delta_{j0}$ . Therefore,

$$\mathbb{E}[\Delta a_{i,j}] = \langle f - P[d; f], 1 \rangle_{\phi} = \langle f, 1 \rangle_{\phi} - \langle P[d; f], 1 \rangle_{\phi} = \langle f, \eta_0 \rangle_{\phi} - \langle f, \eta_0 \rangle_{\phi} = 0.$$

$\square$

## B Preliminaries: RNS-CKKS Scheme and Bootstrapping

The FHE scheme is an encryption scheme that supports operations on encrypted data, and the residue number system variant of Cheon-Kim-Kim-Song (RNS-CKKS) scheme [4] is one of the prominent FHE schemes that support operations for real (or complex) number data. The RNS-CKKS scheme encrypts real (or complex) number data stored in the form of a 1-dimensional vector into the form  $(b, a) \in \mathcal{R}_{Q_l}^2$ , where  $Q_l := \prod_{i=0}^l q_i$  is the product of prime numbers  $q_i$ , and  $\mathcal{R}_{Q_l} := \mathbb{Z}_{Q_l}[X]/\langle X^N + 1 \rangle$ . The primes  $q_i$  are used to represent the coefficients of elements in  $\mathcal{R}_{Q_l}^2$  as a residual number system to accelerate operations among ciphertexts. When a ciphertext is in  $\mathcal{R}_{Q_l}^2$ , its level is referred to as  $l$  ( $l \geq 0$ ), where the ciphertext level refers to computational resources that define the possible number of homomorphic multiplications.

There are five primary homomorphic operations in the RNS-CKKS scheme: addition, multiplication with plaintext, multiplication with ciphertext, rotation, and conjugation. Among these, the homomorphic multiplication with a plaintext or a ciphertext decreases the ciphertext level by one. When the ciphertext reaches level 0, it is no longer possible to perform homomorphic multiplication. Therefore, the server receiving the ciphertext is restricted in using homomorphic multiplication without decryption or the assistance of a third party. However, through bootstrapping, the level of the ciphertext can be increased, allowing further homomorphic multiplications to be performed.

When we evaluate the polynomial for ciphertexts, we perform a baby-step giant-step (BSGS) algorithm to evaluate the polynomial with optimal depth  $\lceil \log_2(d+1) \rceil$ . [3] The BSGS algorithm decomposes the polynomial as a quotient polynomial and a remainder polynomial dividing the Chebyshev polynomials. We proactively store the coefficients of those decomposed polynomials in the tree structure. The BSGS algorithm evaluates Chebyshev polynomials from the input values as a

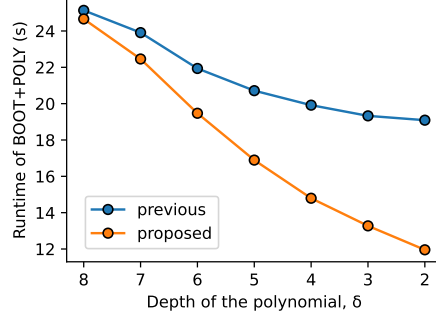


Figure 3: Comparison of runtime between maintaining the modulus and moduli-chain managing methods, the increasing function of the depth consumption  $\delta$ .

baby-step, and combines them using the pre-stored coefficients as a giant-step. The one thing we have to consider for performing the BSGS algorithm is that the magnitudes of the coefficients the algorithm stores in the tree should not be excessively large.

Bootstrapping is the process of transforming a ciphertext  $ct$  at level 0, denoted as  $ct \in \mathcal{R}_{Q_0}^2$ , into a ciphertext  $ct_{\text{Boot}}$  at level  $l' > 0$ , represented as  $ct_{\text{Boot}} \in \mathcal{R}_{Q_{l'}}^2$ , while ensuring that the decryption results of  $ct$  and  $ct_{\text{Boot}}$  are the same with some approximation noise. To achieve this, we first raise the level of  $ct$  to  $L_{\text{Boot}}$ , irrespective of the decryption result. The resulting ciphertext  $ct'$  will have a decryption result in the form of  $\Delta \cdot m + q_0 \cdot I$  for some integer coefficient polynomial  $I$ , where  $m$  is the message polynomial, decryption of  $ct$ . Subsequently, we perform modular reduction to eliminate  $q_0 \cdot I$ . During this process, the level of the ciphertext is reduced by  $l_{\text{Boot}}$ , resulting in a ciphertext with a level of  $l' = L_{\text{Boot}} - l_{\text{Boot}}$ . As a result, the decryption result of the final ciphertext closely matches the decryption result of  $ct$  while having a level of  $l'$ . To perform multiple operations among ciphertexts using FHE, it is essential to carefully design the entire operation process, taking into consideration factors such as bootstrapping and the consumption of levels. According to the results of deep neural network operations in the previously conducted research using the RNS-CKKS scheme, bootstrapping consumes more than 70% of the overall time [12]. Therefore, while it is possible to use bootstrapping as much as needed to continue homomorphic multiplication, it comes at the cost of significant time consumption.

## B.1 Moduli-Chain Managing

When approximating non-arithmetic operations with polynomials for private inference in deep neural networks on the RNS-CKKS scheme, previous works usually used the same polynomials for each layer. Thus, it is sufficient to use a single moduli-chain for implementing the deep neural network on FHE. However, the proposed polynomial approximation approach involves applying different polynomials with different degrees for each non-arithmetic operation by considering the characteristics of each layer. The single moduli-chain in the state-of-the-art scheme is designed to accommodate the maximum depth of the approximate polynomials. However, there is a problem of unused levels occurring in the single moduli-chain, when it is applied to the proposed approach. This makes the input data size to bootstrapping larger than optimal and thus noticeably increases the runtime. Therefore, we propose a method to optimize the bootstrapping runtime by the different moduli-chain for each layer as the different depth is used for each activation function. In this section, we propose a method to reduce the runtime of the bootstrapping by removing unused moduli based on the specific requirements of each layer, thus optimizing the situation for each layer accordingly. Previous works designed the moduli-chain for private inference on deep neural networks as follows. The modulus of the ciphertext is denoted as  $Q_L = \prod_{i=0}^L q_i$ . Here,  $q_0$  represents the base modulus, and  $q_1, \dots, q_\delta$  correspond to the moduli required for deep neural network operations that consume depth, such as convolutional layers or approximate activation polynomials. The remaining  $q_{\delta+1}, \dots, q_L$  are moduli for bootstrapping, each of which is far larger than  $q_1, \dots, q_\delta$ . When performing private inference, we use moduli  $q_1, \dots, q_\delta$  to evaluate homomorphic operations. Then, when the level of the ciphertext becomes 0, we raise the level of the ciphertext to  $l$ , and perform bootstrapping by consuming  $l - \delta$  levels using the bootstrapping moduli  $q_{\delta+1}, \dots, q_L$ . Let  $l_{\text{max}}$  be the maximum depth of the approximate polynomial for the activation function among all layers in a ResNet model,

and let  $l_{\text{conv}}$  be the depth of the convolution operation. Then we have  $l_{\text{conv}} + l_{\text{max}} = \delta$ . If we want to evaluate a layer with approximate polynomial with the depth  $l < l_{\text{max}}$  with this moduli-chain, then the bootstrapping operation is performed in the level using the bootstrapping moduli  $q_{\delta+1}, \dots, q_L$ , and we drop the  $l_{\text{max}} - l$  levels before evaluating activation function and the convolution. Then, the runtime of the bootstrapping is the same regardless of the depth of the activation function.

Instead of using a single moduli-chain, we propose multiple moduli-chains for each depth of the activation function. If a layer has an approximate polynomial for activation function with the depth  $l < l_{\text{max}}$ , the moduli  $q_0, q_1, \dots, q_{l_{\text{conv}}+l}, q_{\delta+1}, \dots, q_L$  are enough for evaluation moduli in the moduli chain for the layer. Then, the bootstrapping operation of this case does not have to operate for moduli  $q_{l_{\text{conv}}+l}, \dots, q_{\delta}$ . It reduces the runtime of the bootstrapping. We can choose which moduli-chain is used for the next layer when the ciphertext level is zero and should be raised with the modulus for the next bootstrapping. Since the coefficients of the secret key are from only  $\{-1, 0, 1\}$ , the secret key is independent of the moduli, and we can use the several moduli-chains sequentially for one ciphertext encrypted with one secret key.

**Simulation results.** We validate the amount of time saved through simulation when removing unused moduli during the bootstrapping process in the proposed operations. Fig. 3 shows the difference of runtime for single bootstrapping and the proposed approximate polynomial evaluation,  $T_i(d_i)$  in (1). Considering the largest degree that consumes the level  $\delta$  is  $2^\delta - 1$ , we perform the approximate polynomials for the degree  $d_i = 2^\delta - 1$  with  $\delta = 2, 3, \dots, 8$ . Also we set  $l_{\text{conv}} = 2$ ,  $l_{\text{max}} = 8$ , and  $l_{\text{boot}} = 14$ . For each  $\delta$ , we compare the runtime for bootstrapping and the following polynomial evaluation consuming depth of  $\delta$ . The result of our simulation shows that removing unused moduli boosts the time of bootstrapping and evaluating approximate polynomials significantly.

### C Proof of Theorem in Section 3

In this section, we prove that the proposed algorithm gives degree set  $\{d_1, \dots, d_{N_L}\}$ , which solves the optimization problem (2). We recall the notations that we defined in Section 3. Let  $\mathcal{P}(l, k)$  be the optimization problem

$$\min_{d_1, \dots, d_l \in \mathcal{S}} V(\mathbf{d}) = \sum_{i=1}^l A_i E_i(d_i) \quad \text{subject to} \quad \tau(\mathbf{d}) = \sum_{i=1}^l \tau_i(d_i) \leq k,$$

where  $l = 1, \dots, N_L$  and  $k = 1, \dots, N_K$ . Recall that the MSE function  $E_i(d_i)$  is a decreasing function with respect to  $d_i$ , and the runtime function  $\tau_i(d_i)$  is an integer.

Let  $\mathbf{D}(l, k)$  be the optimal solution of  $\mathcal{P}(l, k)$ , and  $D_i(l, k)$  be the degree of the  $i$ th polynomial in the optimal solution  $\mathbf{D}(l, k)$ . Now we prove the relation between  $\mathbf{D}(l, \cdot)$  and  $\mathbf{D}(l+1, \cdot)$ , which we state in Theorem 2.

*Proof.* To show  $\mathbf{D}_i(l+1, k) = \mathcal{D}_i(l, k - \tau_{l+1}(d'))$  for  $i = 1, \dots, l$  and  $D_{l+1}(l+1, k) = d'$  where

$$d' = \arg \min_{d \in \mathcal{S}, \tau_{l+1}(d) \leq k} \left[ \sum_{i=1}^l A_i E_i(D_i(l, k - \tau_{l+1}(d))) + A_{l+1} E_{l+1}(d) \right],$$

we have to check that

$$\sum_{i=1}^l A_i E_i(D_i(l, k - \tau_{l+1}(d'))) + A_{l+1} E_{l+1}(d') \leq \sum_{i=1}^{l+1} A_i E_i(d_i) \quad (4)$$

for any  $d_i \in \mathcal{S}$  which satisfies  $\sum_{i=1}^{l+1} \tau_i(d_i) \leq k$ . Since  $\sum_{i=1}^l \tau_i(d_i) \leq k - \tau_{l+1}(d_{l+1})$ ,

$$\sum_{i=1}^l A_i E_i(D_i(l, k - \tau_{l+1}(d_{l+1}))) \leq \sum_{i=1}^l A_i E_i(d_i) \quad (5)$$

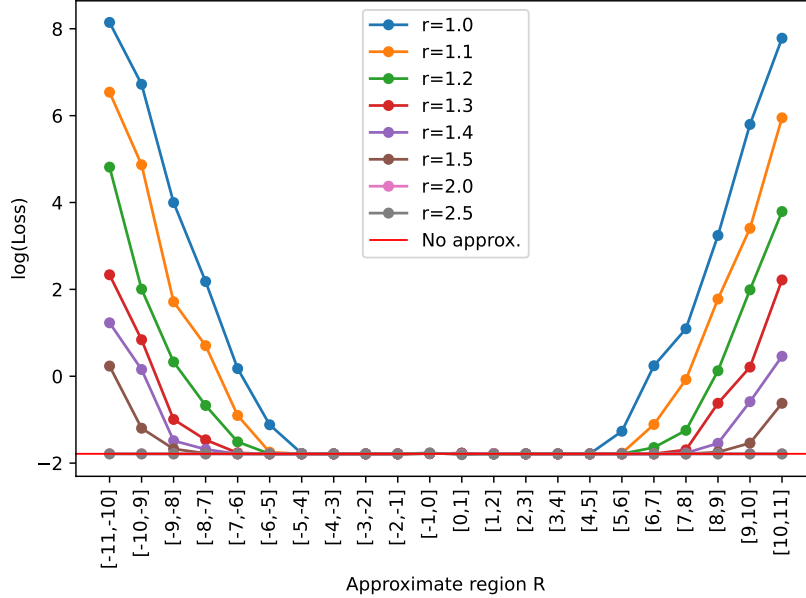


Figure 4: Graph of the logarithm of the loss for the approximation region  $R$  according to changes in the value of  $r$ .

holds for any  $d_i \in \mathcal{S}$ , from the optimality of  $\mathbf{D}(l, k - \tau_{l+1}(d_{l+1}))$ . Also, from the definition of  $d'$ ,

$$\begin{aligned}
 & \sum_{i=1}^l A_i E_i(D_i(l, k - \tau_{l+1}(d'))) + A_{l+1} E_{l+1}(d') \\
 & \leq \sum_{i=1}^l A_i E_i(D_i(l, k - \tau_{l+1}(d_{l+1}))) + A_{l+1} E_{l+1}(d_{l+1})
 \end{aligned} \tag{6}$$

for any  $d_{l+1} \in \mathcal{S}$ . Combining (5) and (6) leads to (4), and this proves the theorem.  $\square$

## D Additional experiments

We design an experiment to determine whether the small-probability region indeed amplifies much error. We try to infer data by approximating the exact ReLU activation in the *specific region*  $R$ . That is,  $u_R(x) := P_{\mu, \sigma^2}[d; f](x)$  when  $x \in R$ , and  $\text{ReLU}(x)$  otherwise. It is reasonable to conclude that the approximate region  $R$  affects the performance more than other regions if  $u_R(x)$  results in a large classification loss.

In our pre-trained ResNet-20, the first ReLU function has an input distribution  $\mathcal{N}(\mu, \sigma^2)$  where  $\mu = 0.329$  and  $\sigma = 1.948$ . Also, we observe that the input values of the first ReLU for the entire training data lie on the interval  $[-11.304, 11.820]$ . With these data, we evaluate the value of the loss function when the first ReLU function is replaced by  $u_R(x)$  for  $R = [-11, -10], [-10, -9], \dots, [10, 11]$ . We conduct experiments using cross-entropy loss as the classification loss.

Figure 4 shows the logarithm of the loss for each approximation region obtained through our experiments. In the case where  $r = 1$  on the graph, that is, when the scaled distribution-aware approximation in Section 4 is not applied, the loss value diverges significantly, exceeding  $10^8$ , when approximating the ReLU function in an approximation region far from  $\mu = 0.329$ . On the other hand, when the approximation region is close to  $\mu$ , the loss value is almost the same as when the ReLU function is not approximated at all. Based on these experimental results, we can conclude that regions far from  $\mu$  are much more sensitive to classification.

If we conduct experiments by appropriately varying the value of  $r$  and applying the approximate polynomial in a specific region  $x \in R$  as  $u_{R,r}(x) := P_{\mu, (r\sigma)^2}[d; f](x)$ , we can observe that there is little change in the loss value regardless of whether the approximation region is close to or far from



$\mu$ . This indicates that applying the scaled distribution-aware approximation is valid for polynomial approximation techniques that are robust in low-probability regions.

## **E Experiment details on the ciphertexts**

We set the degree of polynomial for ciphertexts  $N = 16$ . As the previous work used the total modulus bit length  $\log(PQ) = 1553$  with the secret key of Hamming weight  $h = 192$  for satisfying the 128-bit security, we also optimized the modulus bit length of the proposed moduli-chain. In the same way as the previous work, we set base modulus, bootstrapping moduli, and special moduli as 51-bit primes and other evaluation moduli as 46-bit primes. For each implementation, the number of special moduli is determined to satisfy 128-bit security while achieving the fastest key switching time. For other parameters, such as bootstrapping parameters, we follow the settings used in [12].