

REAL-FAKE: EFFECTIVE TRAINING DATA SYNTHESIS THROUGH DISTRIBUTION MATCHING

Jianhao Yuan[†] Jie Zhang[‡] Shuyang Sun[†] Philip Torr[†] Bo Zhao[◇]

[†]University of Oxford [‡]ETH Zurich [◇]Beijing Academy of Artificial Intelligence

ABSTRACT

Synthetic training data has gained prominence in numerous learning tasks and scenarios, offering advantages such as dataset augmentation, generalization evaluation, and privacy preservation. Despite these benefits, the efficiency of synthetic data generated by current methodologies remains inferior when training advanced deep models exclusively, limiting its practical utility. To address this challenge, we analyze the principles underlying training data synthesis for supervised learning and elucidate a principled theoretical framework from the distribution-matching perspective that explicates the mechanisms governing synthesis efficacy. Through extensive experiments, we demonstrate the effectiveness of our synthetic data across diverse image classification tasks, both as a replacement for and augmentation to real datasets, while also benefiting challenging tasks such as out-of-distribution generalization and privacy preservation¹.

1 INTRODUCTION

Large-scale annotated datasets (Deng et al., 2009; Lin et al., 2014) are essential in deep learning for image classification, providing the comprehensive information that models need to effectively discover patterns, learn representations, and generate accurate predictions. However, manually collecting such datasets is time-consuming and labor-intensive, and may cause privacy concerns. Given these challenges, training data synthesis offers a promising alternative to traditional data collection for augmenting or replacing original real datasets.

Among numerous image synthesis strategies, deep generative models have gained significant attention, primarily due to their capacity to produce high-fidelity images. Early studies (Besnier et al., 2020; Li et al., 2022; Zhang et al., 2021; Zhao & Bilen, 2022) utilize Generative Adversarial Networks (GANs) to synthesize annotated training data for image classification and segmentation. Recently, more works have focused on synthesizing training data with the powerful diffusion models for self-supervised pre-training (Tian et al., 2023), transfer learning (He et al., 2022), domain generalization (Yuan et al., 2022; Bansal & Grover, 2023), and supervised image classification (Azizi et al., 2023; Saryıldız et al., 2023; Lei et al., 2023). However, despite the extensive research, a notable performance gap persists when comparing the performances of models trained on synthetic data to those trained on real data. A primary reason for this discrepancy is the misalignment between the synthetic and real data distributions, even the diffusion model is trained on web-scale datasets, as illustrated in Fig. 1(a). While previous works have attempted to address this issue through heuristic-driven approaches such as prompt engineering (Saryıldız et al., 2023; Lei et al., 2023) and the expensive inversion approaches (Zhao & Bilen, 2022; Zhou et al., 2023), these solutions are neither sufficient nor efficient. Furthermore, there is an absence of theoretical frameworks that can adequately explain and analyze the efficacy of synthetic training data in a principled way.

To further enhance the quality and utility of synthetic training data produced by deep generative models, we present a theoretical framework for training data synthesis from a distribution-matching perspective. Specifically, starting from the first principle of supervised learning (Sutskever, 2023; Cunningham et al., 2008), we recast the training data synthesis as a distribution matching problem. This emphasizes two primary principles of synthetic data: **(1) The distribution discrepancy between target and synthetic data**, and **(2) The cardinality of the training set**.

¹Code is released at <https://github.com/BAAI-DCAI/Training-Data-Synthesis>. Corresponding to Bo Zhao (bo.zhao@baai.ac.cn).

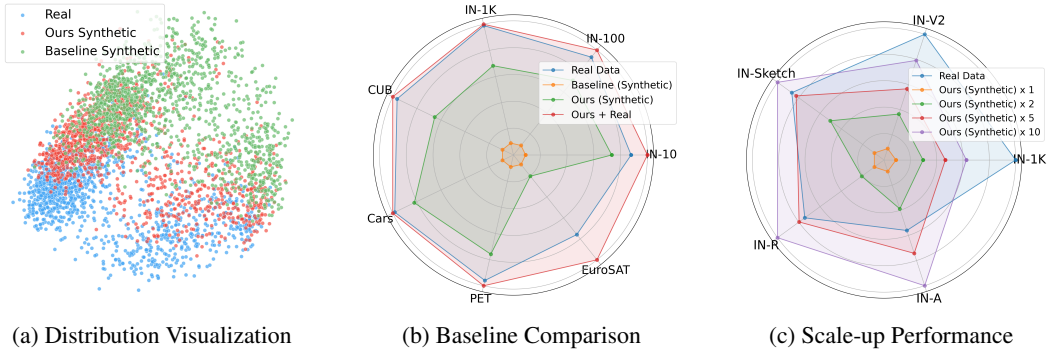


Figure 1: **Left:** Visualization of the synthetic and real ImageNet data distribution using the first two principal components of features extracted by the CLIP image encoder. Our synthetic data better aligns with real data distribution than the baseline (vanilla Stable Diffusion). **Middle:** Our synthetic data achieves better performance compared with the baseline, and can effectively augment real data across all datasets. **Right:** Scaling up synthetic training data can improve the image classification performances in both in-distribution and out-of-distribution (OOD) tasks, even outperform training with real data in OOD tasks.

Building on this foundation, we employ the state-of-the-art text-to-image diffusion model, Stable Diffusion (Rombach et al., 2022), to undertake a careful analysis and refinement of the training objectives, condition generation, and prior initialization to achieve a better alignment between synthetic and target data distributions. We empirically validate our theoretical framework and synthesis method across diverse benchmarks, covering various scenarios: (1) training exclusively with synthetic data, (2) augmenting the real training data, and (3) evaluating the scaling law between synthetic data and performance. In particular, for ImageNet1k classification using ResNet50 (He et al., 2016), training solely with synthetic data equivalent to $1 \times$ the original real data size yielded a 70.9% Top1 classification accuracy, which increases to 76.0% when using $10 \times$ synthetic data. Additionally, we explore (1) out-of-distribution (OOD) generalization and (2) privacy preservation when learning with synthetic data, and present promising results. Beyond advancing the state of the art, our findings offer insights into potential strategies for refining the training data synthesis pipeline. Our primary contributions are as follows:

- Introducing a principled distribution matching framework for training data synthesis, emphasizing two foundational aspects that drive the effectiveness of synthetic data.
- Employing the state-of-the-art text-to-image diffusion model, with a comprehensive analysis and refinement of its components, to better align synthetic and target data distributions.
- Advancing the state-of-the-art in training data synthesis for image classification tasks, while demonstrating the advantages in OOD generalization and privacy preservation.

2 BACKGROUND

2.1 TRAINING DATA SYNTHESIS

Synthesizing informative training samples remains a compelling yet challenging area of research. One line of work focuses on synthesis through pre-trained deep generative models. Early attempts (Zhang et al., 2021; Li et al., 2022; Zhao & Bilen, 2022) explore Generative Adversarial Networks (GANs) (Goodfellow et al., 2014; Brock et al., 2018) for informative and annotated training sample synthesis. Recently, diffusion models have gained more attention. He et al. (2022); Tian et al. (2023) employ synthetic data from text-conditioned diffusion models for self-supervised pre-training and few/zero-shot learning, highlighting the transfer learning capacity of synthetic training data. Also, Yuan et al. (2022); Bansal & Grover (2023); Vendrow et al. (2023) demonstrate the utility of synthetic data in out-of-distribution settings by augmenting and diversifying the training dataset. Additionally, Saryıldız et al. (2023); Lei et al. (2023); Azizi et al. (2023) utilize Stable Diffusion (Rombach et al., 2022) and Imagen (Saharia et al., 2022) with prompt engineering to synthesize class-conditioned samples, showcasing the potential of using synthetic data solely for training classification models.

Despite the promising results in various tasks, a noticeable performance gap remains between models trained on real and synthetic datasets. This difference can be attributed to the misalignment between the distributions of the synthetic training data and the target downstream data. Existing research (Sariyildiz et al., 2023; Lei et al., 2023) employs prompt engineering to bridge the domain gap, which is insufficient. Zhou et al. (2023) implement diffusion inversion to obtain synthetic images close to real ones, which is expensive and unscalable to large datasets. To understand the mechanisms underlying the efficacy of synthetic data, we aim to find the theoretical principle and further tackle the challenges associated with suboptimal training data synthetic.

Another line of work focuses on synthesizing informative training samples by distilling the large real dataset into smaller synthetic one, i.e., dataset distillation. These methods optimize synthetic images (pixels) through the minimization of meta-loss (Wang et al., 2018), gradient matching loss (Zhao et al., 2021), trajectory matching loss (Cazenavette et al., 2022) and distribution matching loss (Zhao & Bilen, 2023; Zhao et al., 2023). In particular, distribution matching approaches have gained prominence due to their model-agnostic nature. However, the intricate and expensive optimization processes of dataset distillation often pose challenges in scalability. Despite these challenges, the principled approaches of dataset distillation have proven effective and inspired our work.

2.2 DIFFUSION PROBABILISTIC MODELS

Diffusion Probabilistic Models (Sohl-Dickstein et al., 2015; Ho et al., 2020; Nichol & Dhariwal, 2021) are latent variable models that learn a data distribution $q(\mathbf{x}_0)$ by reversing a gradual noising process. They define a forward diffusion Markov process $q(\mathbf{x}_{1:T} | \mathbf{x}_0) = \prod_{t=1}^T q(\mathbf{x}_t | \mathbf{x}_{t-1})$ that uses a handcrafted Gaussian transition kernel, $q(\mathbf{x}_t | \mathbf{x}_{t-1}) = \mathcal{N}(\mathbf{x}_t; \sqrt{1 - \beta_t} \mathbf{x}_{t-1}, \beta_t \mathbf{I})$, with a noise schedule $\beta_t \in (0, 1)$, to transform the data distribution into a known prior Gaussian distribution. Then, a reverse Markovian process $p_\theta(\mathbf{x}_{0:T}) = p(\mathbf{x}_T) \prod_{t=1}^T p_\theta(\mathbf{x}_{t-1} | \mathbf{x}_t)$ is learned to gradually remove noise added in the forward process, with Gaussian transitions parameterized by a neural network: $p_\theta(\mathbf{x}_{t-1} | \mathbf{x}_t) = \mathcal{N}(\mathbf{x}_{t-1}; \boldsymbol{\mu}_\theta(\mathbf{x}_t, t), \boldsymbol{\Sigma}_\theta(\mathbf{x}_t, t))$. The training objective of the diffusion model is to minimize the KL-divergence between the joint distributions of the forward and backward processes. This can be further simplified to optimizing the standard variational bound on the negative log-likelihood of the model (Yang et al., 2022) (detailed proof can be found in Apx. A).

$$\text{KL}[q(\mathbf{x}_0, \mathbf{x}_1, \dots, \mathbf{x}_T) \| p_\theta(\mathbf{x}_0, \mathbf{x}_1, \dots, \mathbf{x}_T)] \geq \mathbb{E}[-\log p_\theta(\mathbf{x}_0)] \quad (1)$$

In practice, by marginalizing over the intermediate sampling steps, an analytic form of the forward process can be obtained: $q(\mathbf{x}_t | \mathbf{x}_0) = \mathcal{N}(\mathbf{x}_t; \sqrt{\alpha_t} \mathbf{x}_0, (1 - \alpha_t) \mathbf{I})$, where $\alpha_t := 1 - \beta_t$ and $\bar{\alpha}_t := \prod_{s=0}^t \alpha_s$. By further setting the variance in the reverse process to a non-learnable constant σ_t and choosing a specific parameterization of ϵ_θ to predict the added noise ϵ , the overall training objective becomes:

$$\mathbb{E}_{\mathbf{x}, \epsilon \sim \mathcal{N}(0, \mathbf{I}), t} \left[\frac{\beta_t^2}{2\sigma_t^2 \alpha_t (1 - \bar{\alpha}_t)} \left\| \epsilon - \epsilon_\theta(\sqrt{\bar{\alpha}_t} \mathbf{x}_0 + \sqrt{1 - \bar{\alpha}_t} \epsilon, t) \right\|^2 \right], \quad (2)$$

where $\mathbf{x}_t = \sqrt{\bar{\alpha}_t} \mathbf{x}_0 + \sqrt{1 - \bar{\alpha}_t} \epsilon$ is derived from the reparameterization of the marginal distribution $q(\mathbf{x}_t | \mathbf{x}_0)$. This objective (Ho et al., 2020) aligns with the denoising score matching loss of Score-based Generative Models (SGM) (Song & Ermon, 2019) when appropriately reweighted.

Leveraging the theoretical foundation, in this study, we focus on the state-of-the-art Latent Diffusion Model (LDM), Stable Diffusion (Rombach et al., 2022), to provide an alternative interpretation of its training objectives and generative sampling process from a distribution matching perspective for training data synthesis.

3 TRAINING DATA SYNTHESIS: A DISTRIBUTION MATCHING PERSPECTIVE

The goal of training data synthesis is to generate synthetic data from the target distribution $D := q(\mathbf{x}, \mathbf{y})$ of data \mathbf{x} and annotation \mathbf{y} . In supervised training (Sutskever, 2023; Cunningham et al., 2008), the difference between training and testing error over the whole target distribution D is bounded by the inverse of the square root of the sampled training set cardinality $|S|$ ². Please refer to Apx. B for

²The probability that the error is lower than a bound, which explicitly depends on the cardinality of the training set, is guaranteed to be higher than $1 - \delta$, where δ is small.

the detailed proof.

$$\Pr_{S \sim D^{|S|}} \left[\text{Test}_D(f) - \text{Train}_S(f) \leq \sqrt{\frac{\log |\mathcal{F}| + \log 1/\delta}{|S|}} \forall f \in \mathcal{F} \right] > 1 - \delta \quad (3)$$

For training data synthesis given a fixed model space \mathcal{F} (i.e. fixed model structure with finite parameters), a salient takeaway from Eq. (3) is the identification of two pivotal factors: **(1) Training and testing data distribution discrepancy** **(2) Cardinality of training set**. This formalizes the first principle of training data synthesis: *With infinite training samples from target distribution, the testing error will converge to the minimized training error.*

However, direct sampling from data distribution can be intractable, we instead learn a generative model p_θ , parameterized with θ , that can synthesize data following the same distribution, i.e., $p_\theta(\mathbf{x}, y) = q(\mathbf{x}, y)$ (Bishop, 2006). This effectively converts the problem of informative training data synthesis into a distribution matching problem. We can further reframe such distribution matching problems as $q(y|\mathbf{x})q(\mathbf{x}) = p_\theta(y|\mathbf{x})p_\theta(\mathbf{x})$ using Bayes rule. This allows us to separate the problem of matching a joint data-annotation distribution as two sub-problems: **(1) data distribution matching** $q(\mathbf{x}) = p_\theta(\mathbf{x})$; **(2) conditioned class likelihood matching** $q(y|\mathbf{x}) = p_\theta(y|\mathbf{x})$. Under the classification protocol, the former ensures in-distribution data synthesis, and the latter ensures a robust decision boundary between classes. Overall, the objective of training data synthesis for supervised learning can be framed as the following optimization:

$$S^* = \arg \min_{S \sim p_\theta(\mathbf{x}, y)} (D(q(\mathbf{x}), p_\theta(\mathbf{x})) + D(q(y|\mathbf{x}), p_\theta(y|\mathbf{x})) - \lambda|S|) \quad (4)$$

where S^* denotes the optimal synthetic data sampled from the learned distribution $S \sim p_\theta(\mathbf{x}, y)$. $D(\cdot, \cdot)$ is a distance measure between two distributions. The regularization term $\lambda|S|$ with $\lambda \in \mathbb{R}^+$ encourages a larger training set. Fortunately, both distribution matching problems can be solved with deep generative models. In particular, with the diffusion model, the data distribution is learned through a denoising process, and the class likelihood can be modeled through classifier or classifier-free guidance (Dhariwal & Nichol, 2021; Ho & Salimans, 2022).

Based on this theoretical framework, we perform an analysis of each component of the diffusion model in the context of distribution matching and propose potential improvements. Specifically, we introduce a distribution matching-centric synthesis framework tailored for training data synthesis, including three aspects of (1) feature distribution alignment (2) conditioned visual guidance (3) latent prior initialization.

3.1 DISTRIBUTION MATCHING WITH MAXIMUM MEAN DISCREPANCY

Firstly, we quantify the distribution discrepancy between target and synthetic data. Although the objective of KL-divergence minimization in the diffusion model has implicitly provided an upper bound for the data distribution matching (Yang et al., 2022), it is observed to be loose (Kingma et al., 2021) due to the gap between the bound and the negative log-likelihood Eq. (1). More importantly, the discrete nature of empirical distribution (i.e. data samples) in the context of training data synthesis further makes it a suboptimal measure. Instead, we measure this discrepancy with the Maximum Mean Discrepancy (MMD) (Gretton et al., 2008), which alleviates the problem of potentially biased discrete distribution as a sample test and is widely and successfully applied in dataset distillation Zhao & Bilen (2023) because of its non-parametric nature and simplicity. At the end, we find a mathematical equivalence between the training objective of diffusion model and the minimization of the MMD upper bound under certain assumptions, which allows us to further relax the variational bound and better align the data distribution in the feature space.

Consider a (real) target dataset $\mathcal{R} = \{(k_1, y_1), \dots, (k_{|\mathcal{R}|}, y_{|\mathcal{R}|})\}$ and a synthetic dataset $\mathcal{S} = \{(s_1, y_1), \dots, (s_{|\mathcal{S}|}, y_{|\mathcal{S}|})\}$. Our objective is to minimize the MMD between target data distribution $q(\mathbf{x})$ and the synthetic data distribution $p_\theta(\mathbf{x})$ represented by some feature extractor $\psi \in \mathcal{F}$.

$$\text{MMD}[\mathcal{F}, p, q] = \sup_{\|\psi_\theta\|_{\mathcal{H}} \leq 1} (\mathbb{E}_q[\psi(\mathcal{R})] - \mathbb{E}_p[\psi(\mathcal{S})]), \quad (5)$$

where ψ represents a function residing within a unit ball in the universal Reproducing Kernel Hilbert Space \mathcal{H} (RKHS) (Hilbert, 1904). By following the reproductive properties of RKHS and empirically

estimating the expectations for all distributions, we can simplify Eq. (5) to Eq. (6):

$$\text{MMD}^2[\mathcal{F}, p, q] = \left\| \frac{1}{|\mathcal{T}|} \sum_{i=1}^{|\mathcal{T}|} \psi_{\theta}(k_i) - \frac{1}{|\mathcal{S}|} \sum_{j=1}^{|\mathcal{S}|} \psi_{\theta}(s_j) \right\|_{\mathcal{H}}^2. \quad (6)$$

Please refer to Apx. C for the detailed proof.

In Latent Diffusion Model, ψ can be conceptualized as the Variational Autoencoder (VAE) with the latent embedding serving as the feature map for MMD computation. The distributions of target and synthetic data can be effectively approximated by the initial noise-free latent embedding \mathbf{x}_0 and the predicted denoised latent embedding $\mathbf{x}_{\theta}(\mathbf{x}_t, t)$. Assuming that MMD is computed within the same batch, where $|\mathcal{R}| = |\mathcal{S}| = |\mathcal{N}|$, our objective can be further refined as $\left\| \frac{1}{|\mathcal{N}|} \sum_{i=1}^{|\mathcal{N}|} (\mathbf{x} - \mathbf{x}_{\theta}(\mathbf{x}_t, t)) \right\|_{\mathcal{H}}^2$. Following Ho et al. (2020), choosing the parameterization with ϵ_{θ} as a predictor of added noise ϵ from \mathbf{x}_t in denoising, allows us to frame our distribution matching objective (DM) as Eq. (7):

$$L_{DM} := \left\| \frac{1}{|\mathcal{N}|} \sum_{i=1}^{|\mathcal{N}|} (\epsilon_0 - \epsilon_{\theta}(\mathbf{x}_t, t)) \right\|_{\mathcal{H}}^2 \leq \frac{1}{|\mathcal{N}|} \sum_{i=1}^{|\mathcal{N}|} \left\| \epsilon_0 - \epsilon_{\theta}(\mathbf{x}_t, t) \right\|_{\mathcal{H}}^2. \quad (7)$$

Since the mean and norm operations are both convex functions, by applying Jensen’s inequality, we obtain an upper bound on the original distribution matching objective under equal weighting to each time step. Note that, this expression resembles the diffusion model training loss Eq. (2). This indicates when training the diffusion model, we implicitly optimize an upper bound of the MMD between synthetic and real data distribution. Moreover, this allows us to directly optimize the objective in Eq. (7) to mitigate the looseness in the variational bound. We use this objective to augment the original diffusion model loss during finetuning, which could ensure a more aligned feature distribution under the MMD measure.

3.2 CONDITIONED GENERATION VIA TEXT-VISION GUIDANCE

Beyond the general feature-level distribution matching, i.e., $q(\mathbf{x}) = p_{\theta}(\mathbf{x})$, a pivotal aspect of training data synthesis is to ensure a congruent conditional class distribution with well-defined decision boundaries, i.e., $q(y|\mathbf{x}) = p_{\theta}(y|\mathbf{x})$. Classifier(-free) guidance (Dhariwal & Nichol, 2021; Ho & Salimans, 2022) plays a crucial role in the conditioned sampling process in the diffusion model. Under SGM framework, to match the conditioned class likelihood, we can equivalently match the score function of each distribution, i.e. $\nabla_{\mathbf{x}_t} \log q(y|\mathbf{x}) = \nabla_{\mathbf{x}_t} \log p_{\theta}(y|\mathbf{x})$, which is estimated through the noise prediction $\epsilon_{\theta}(\mathbf{x}_t)$ by reformulating the conditional score function as Eq. (8):

$$\nabla_{\mathbf{x}_t} \log p_{\theta}(y | \mathbf{x}_t) = \nabla_{\mathbf{x}_t} \log p_{\theta}(\mathbf{x}_t | y) - \nabla_{\mathbf{x}_t} \log p_{\theta}(\mathbf{x}_t) = \frac{1}{\sqrt{1 - \bar{\alpha}_t}} (\epsilon_{\theta}(\mathbf{x}_t, y) - \epsilon_{\theta}(\mathbf{x}_t)) \quad (8)$$

Most works of training data synthesis align the conditioned distribution via text-prompt engineering with class-level description (He et al., 2022), instance-level description (Lei et al., 2023), and lexical definition (Saryildiz et al., 2023). Following (Lei et al., 2023), we incorporate the class name with the BLIP2 (Li et al., 2023) caption of each instance as the text prompt. Moreover, while text condition offers certain adaptability, it ignores intrinsic visual information, including both low-level ones, e.g., exposure and saturation, and high-level ones, e.g. co-occurrence of objects and scenes. To address this, we adopt a more direct prompting strategy by conditioning on image features. In particular, we extract image features encoded with the CLIP (Radford et al., 2021) image encoder, compute the mean of image embeddings for randomly sampled images of a class, and estimate the intra-class feature distribution, i.e. the mean feature. This is then concatenated with the text embeddings for jointly finetuning the diffusion model using LoRA (Hu et al., 2021), thus injecting the extra conditional control into the cross-attention layer of the denoising UNet (Ronneberger et al., 2015). The resultant multi-modal condition (embedding) takes form in "photo of [classname], [Image Caption], [Intra-class Visual Guidance]".

3.3 LATENT PRIOR INITIALIZATION

Another key aspect in the sampling process of Latent Diffusion Model is the latent prior $p_{\theta}(\mathbf{x}_T)$ which acts as the informative guide for the reverse diffusion process, governed by Langevin dynamics (Song & Ermon, 2019; Parisi, 1981), as shown in Eq. (9):

$$\mathbf{x}_{t-1} = \mathbf{x}_t + \sqrt{2\alpha_t} \mathbf{z}_t - \alpha_t \nabla_{\mathbf{x}_t} \log p_{\theta}(\mathbf{x}_t | \mathbf{x}_T), \mathbf{z}_t \sim \mathcal{N}(\mathbf{0}, \mathbf{I}), \quad (9)$$

where $p_{\theta}(x_t|x_T)$ represents the conditional distribution of x_t given the latent prior x_T , and the corresponding score function $\nabla_{x_t} \log p_{\theta}(x_t|x_T)$ guides the Langevin dynamics towards regions of higher probability in the data distribution, ensuring the synthetic samples align closely with the target distribution. While diffusion models often employ a Gaussian distribution as the initial prior $x_T \sim q(x_T) := \mathcal{N}(x_T; \mathbf{0}, \mathbf{I})$, recent studies using latent inversion (Zhou et al., 2023; Lian et al., 2023) and learning-based prior rendering (Liao et al., 2023) have highlighted the advantages of informative non-Gaussian latent priors with better sampling speed and synthesis quality. However, obtaining such an informative prior can be expensive due to intensive computation or need for external architecture. Instead, following (Meng et al., 2021), we leverage the VAE encoder to obtain the latent code of specific real samples, which is extremely cheap. This also provides an informative latent prior initialization closely aligned with the target distribution, resulting in better synthetic samples.

4 EXPERIMENTS

Settings. We empirically evaluate the proposed distribution-matching framework and assess the utility of synthetic training data. We explore the application of synthetic data in various supervised image classification scenarios: (1) Replacing the real training set (Sec. 4.1), (2) Augmenting the real training set (Sec. 4.2), and (3) Evaluating the scaling law of synthetic training data (Sec. 4.3). We aim to validate two main factors identified in Eq. (4): *better alignment between target and synthetic data* (in scenarios 1 and 2) and the advantages of *larger training set cardinality* (in scenario 3). Then, we further explore the (4) Out-of-distribution generalization (Sec. 4.4) and (5) Privacy-preservation (Sec. 4.5) of synthetic training data. For all experiments, we finetune Stable Diffusion 1.5 (SDv1.5) (Rombach et al., 2022) with LoRA.

Datasets. We conduct benchmark experiments with ResNet50 (He et al., 2016) across three ImageNet datasets: ImageNet10 (IN-10) (Howard, 2019), ImageNet100 (IN-100) (Tian et al., 2020), and ImageNet1K (IN-1K) (Deng et al., 2009). Beyond these, we also experiment with several fine-grained image classification datasets, CUB (Wah et al., 2011), Cars (Krause et al., 2013), PET (Parkhi et al., 2012), and satellite images, EuroSAT (Helber et al., 2018).

More details of dataset specifications (Apx. D), data synthesis (Apx. E), model training (Apx. F), and experiment setting (Apx. G) are provided in the Appendix.

4.1 IMAGE CLASSIFICATION WITH SYNTHETIC DATA ONLY

We begin by assessing the informativeness of synthetic training data as a replacement for real training data on image classification tasks. To replace the real training set, we synthesize training samples with the same number as the real training set in each dataset.

As shown in Tab. 1, in comparison to real data, our synthetic data reduces the performance gap to less than 3% for small-scale dataset IN-10. In the context of the more challenging large-scale dataset, IN-1K, the performance differential remains under 10%. Regarding training data synthesis methods, our method outperforms all state-of-the-art techniques across all benchmarks. It is crucial to highlight that our synthetic data exhibits improvements of 16.8% and 28.0% in IN-1K top-1 accuracy, compared to CiP (Lei et al., 2023) and FakeIt (Sarıyıldız et al., 2023) respectively, given the same generative model backbone.

In fine-grained classification tasks, our method demonstrates a more significant improvement compared to the state-of-the-art method (FakeIt), which can be attributed to the need for a more aligned decision boundary.

Ablation Study. We next perform a more comprehensive ablation study to evaluate the efficacy of our proposed enhancements: distribution matching objective (Sec. 3.1), conditioned visual guidance (Sec. 3.2), and latent prior initialization (Sec. 3.3). Due to computational cost, we conducted the ablation study on the IN-10 and IN-100 datasets. As illustrated in Tab. 2, every proposed module contributes to remarkable performance improvement. The combination of three modules achieves the best results which outperform the baseline by 10.7% and 14.0% on IN-10 and IN-100 respectively.

Table 1: **Synthetic Image Classification Performance** Top-1 accuracies of ResNet50 reported on seven datasets. The upper part indicates training with synthetic data only, and the lower part indicates joint training with combined real and synthetic data.

	Model	IN-10	IN-100	IN-1K	CUB	Cars	PET	EuroSAT
<i>Training without real data</i>								
BigGAN (Brock et al., 2018)	BigGAN	-	-	42.7				
VQ-VAE-2 (Razavi et al., 2019)	VQ-VAE	-	-	54.8				
CDM (Ho et al., 2022)	CDM	-	-	63.0				
FakeIt (Sarıyıldız et al., 2023)	SDv1.5	-	-	42.9	33.7	47.1	75.9	94.0
Imagen (Azizi et al., 2023)	Imagen	-	-	69.2				
CiP (Lei et al., 2023)	SDv1.5	79.4	62.4	54.1				
OURS	SDv1.5	90.5	80.0	70.9	64.3	81.8	89.2	94.6
Δ with the previous state-of-the-art		+10.1	+17.6	+1.7	+30.6	+34.7	+13.3	+0.6
<i>Training with real data</i>								
Baseline real data only	-	93.0	86.3	79.6	81.5	89.5	93.2	97.6
OURS + real data	SDv1.5	95.1	88.2	79.9	83.5	90.3	94.0	98.9
Δ with the real data		+2.1	+1.9	+0.3	+2.0	+0.8	+0.8	+1.3

Table 2: **Ablation study** on proposed improvements with IN-10 and IN-100 Top-1 accuracy.

Latent Prior Sec. 3.3	Visual Guidance Sec. 3.2	Distribution Matching Sec. 3.1	Finetune	ImageNette	ImageNet100
				79.8	66.0
			✓	80.8	73.3
	✓		✓	82.3	74.0
		✓	✓	81.2	73.8
	✓	✓	✓	82.9	75.1
✓				88.0	76.3
✓	✓		✓	89.5	79.3
✓		✓	✓	88.9	79.8
✓	✓	✓	✓	90.5	80.0

4.2 AUGMENTING REAL DATA WITH SYNTHETIC DATA

We study whether the synthetic data can serve as dataset augmentation. We compare the models trained with only real data and those trained with both real and synthetic data. As shown in lower part of Tab. 1, we observe improvements across all benchmarks when combining the synthetic and real data. Especially, our synthetic data boosts the performances by 2.1% and 1.9% on IN-10 and IN-100 datasets respectively. This validates that our synthetic data align well with the real data distribution.

4.3 SCALING UP SYNTHETIC TRAINING DATA

Besides data distribution alignment, training set cardinality is another key factor influencing the utility of synthetic data identified in Eq. (4). Fortunately, it is easy to synthesize more data for deep generative model. In the experiment, we scale up the synthetic dataset and train the image classifiers using increasing amounts of synthetic data, ranging from $1\times$ to $10\times$ the size of the original real dataset. As shown in Fig. 2, solely scaling up the synthetic dataset enables the image classification performance to surpass that of models trained on real data, even **without** trained on it. For the small-scale dataset IN-10, the threshold scale of synthetic data to outperform the real data is only $2.5\times$ the size of the real data. While, the challenge is greater for larger-scale dataset IN-100. To surpass the real data efficacy, synthetic data with $6.5\times$ size is needed on IN-100. As shown in Tab. 3, we also scale up synthetic training images for the large dataset IN-1K, which has 1.3M real samples. The results show that the trend of increasing image classification accuracy along with the increasing synthetic data, still holds, where we achieve 72.82% and 76.00% with $2\times$ and $10\times$ ImageNet-1K size, respectively. By scaling up

Table 3: **Scaling-up synthetic ImageNet-1K.**

Synthetic vs. real data size	Real data?	Top-1	Top-5
$\times 1$ (1.3M)		70.9	89.9
$\times 2$ (2.6M)		72.9	91.1
$\times 5$ (6.4M)		74.5	92.1
$\times 10$ (13M)		76.0	93.1
$\times 1$ (1.3M)	✓	79.6	94.6

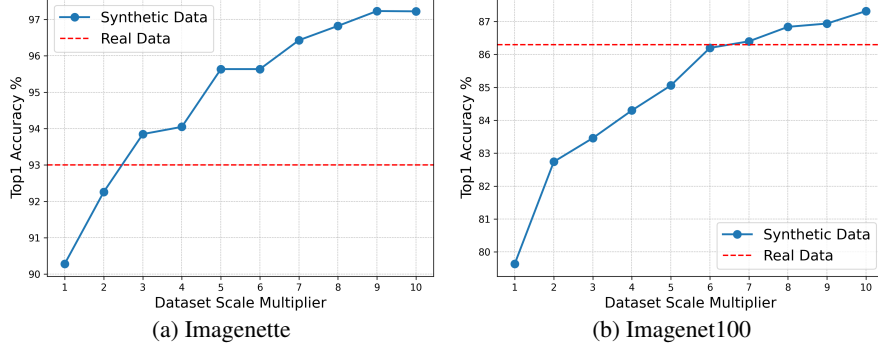


Figure 2: **Effect of Scaling Up Synthetic Dataset** Top-1 image classification performance with synthetic data only (indicated by blue solid curve) increases with synthetic dataset size, eventually outperforming real data (indicated by red dash line). The horizontal axis represents the amount of synthetic data used as multiples of the original real dataset size.

synthetic data, we reduce the gap between real and synthetic data down to 3.6% in top-1 accuracy and more encouraging 1.5% in top-5 accuracy.

4.4 GENERALIZATION TO OUT-OF-DISTRIBUTION DATA

We also investigate the Out-of-distribution (OOD) generalization performance on four OOD variants of ImageNet: (1) ImageNet-v2 (IN-v2) (Recht et al., 2019) (2) ImageNet-Sketch (IN-Sketch) (Wang et al., 2019) (3) ImageNet-R (IN-R) (Hendrycks et al., 2021a) (4) ImageNet-A (IN-A) (Hendrycks et al., 2021b). We test the ResNet50 (He et al., 2016) trained with in-distribution real data (i.e. ImageNet-1K training set) or synthetic data (i.e. the generative model is only tuned on ImageNet-1K training set like above experiments) on the OOD test sets.

Table 4: **OOD Generalization Performance.** $\times k$ indicates training solely with the synthetic dataset of scale k times that of real dataset. Top-1 and 5 classification accuracies are reported.

	ImageNet-v2 (Recht et al., 2019)		ImageNet-Sketch (Wang et al., 2019)		ImageNet-R (Hendrycks et al., 2021a)		ImageNet-A (Hendrycks et al., 2021b)	
	Top-1	Top-5	Top-1	Top-5	Top-1	Top-5	Top-1	Top-5
<i>Training without real data</i>								
FakeIt Sanyildiz et al. (2023)	43.0	70.3	16.6	35.2	26.3	45.3	3.6	15.1
CiP Lei et al. (2023)	53.8	80.5	18.5	35.5	33.6	51.1	5.2	21.7
OURS	67.2	88.0	21.9	38.2	35.4	51.9	4.5	23.5
OURS $\times 2$	69.5	89.2	25.2	43.0	36.1	52.5	6.8	29.2
OURS $\times 5$	71.1	90.6	27.8	46.2	39.7	56.3	9.4	34.9
<i>Training with real data</i>								
Baseline real data only	74.7	92.2	28.1	45.8	39.4	54.1	8.1	34.7
OURS + real data	75.7	92.7	29.0	46.8	40.5	55.9	9.0	36.4

As illustrated in Tab. 4, we observe that when training with $1\times$ synthetic data only, our method achieves the best generalization performance across three out of four benchmarks, outperforming previous synthesis strategies. When jointly training with real data, our synthetic data further boosts the OOD generalization performance of real data. More importantly, when we scale up the synthetic data, its OOD generalization performance exceeds that of real data, e.g. on ImageNet-R and ImageNet-A, even before achieving comparable performance on the in-distribution test set. This further highlights the promising utility of synthetic training data in enhancing OOD generalization.

4.5 PRIVACY ANALYSIS

Synthetic training data is a promising solution to privacy-preserving learning. In this subsection, we examine the privacy-preserving nature of our synthetic data from the perspectives of both privacy attacks and visual similarity. More experiment details are provided in Apx. G.4.

Membership Inference Attack. We implement the membership inference attack that enables an adversary to query a trained model and determine whether a specific example is part of the model’s training set. Specifically, we follow the state-of-the-art Likelihood Ratio Attack (LiRA) Carlini

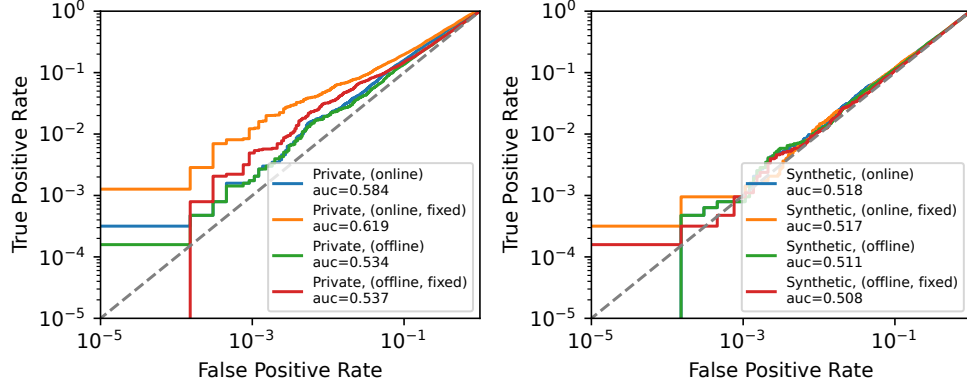


Figure 3: **Membership Inference Attack (MIA) Performance with LiRA.** LiRA achieves a TPR of 0.001% at a low FPR of 0.1% when applied to synthetic data, while the results for private data is 0.01%, which indicates training with synthetic data is much more privacy-preserving.




Figure 4: **Visualization on synthetic and retrieved real data with SSCD.** The synthesized data does not exhibit evident copying or memorization.

et al. (2022) and report the MIA results for two training approaches: the privacy training dataset and synthetic data, in the low false-positive rate regime. To account for training duration, we conduct 10 sampling iterations. Concretely, we initially divide the privacy data in IN-10 into two halves: member data and non-member data. We only employ LoRA to finetune the diffusion model on the member data, then generate synthetic data of equal size. Subsequently, we train a ResNet50 on synthetic data. As depicted in Fig. 3, regardless of online attack, offline attack, or fixed variance scenarios, the model trained on synthetic data demonstrates superior defense against MIA.

Visual Similarity. We follow the previous works (Zhang et al., 2023; Somepalli et al., 2023) and employ the Self-Supervised Content Duplication (SSCD) (Pizzi et al., 2022) method for content plagiarism detection. SSCD is a self-supervised approach based on SimCLR (Chen et al., 2020), utilizing InfoNCE loss (Oord et al., 2018), entropy regularization of latent space representation, and various data augmentation techniques. We use the ResNeXt101 model trained on the DISC dataset (Douze et al., 2021) For a given query image and all reference images, we infer through the detection model to obtain a 1024-dimensional feature vector representation for each image then normalize each vector using L2 normalization.

By computing the inner product between the query feature and each reference feature, we obtain the similarity between them. Subsequently, we select the the top five reference features with the highest similarity to the query feature, in order to retrieve the corresponding images. Then, we rank the similarity and present the top 3 images with their corresponding real data in Fig. 4. From the figure, it can be observed that there are no apparent issues of copy or memorization Carlini et al. (2023). At least visually, these synthesized images should provide sufficient privacy protection.

5 CONCLUSION

In this work, we propose a principled theoretical framework for training data synthesis from a distribution-matching perspective. Based on this, we empirically push the limit of synthetic training data by advancing the state-of-the-art performances over diverse image classification benchmarks. We also demonstrate promising benefits of improving the OOD generalization and privacy preservation performances by training models with our synthetic data.

REFERENCES

- Nachman Aronszajn. Theory of reproducing kernels. *Transactions of the American mathematical society*, 68(3):337–404, 1950. 15
- Shekoofeh Azizi, Simon Kornblith, Chitwan Saharia, Mohammad Norouzi, and David J Fleet. Synthetic data from diffusion models improves imagenet classification. *arXiv preprint arXiv:2304.08466*, 2023. 1, 2, 7, 16
- Hritik Bansal and Aditya Grover. Leaving reality to imagination: Robust classification via generated datasets. *arXiv preprint arXiv:2302.02503*, 2023. 1, 2
- Victor Besnier, Himalaya Jain, Andrei Bursuc, Matthieu Cord, and Patrick Pérez. This dataset does not exist: training models from generated images. In *ICASSP 2020-2020 IEEE International Conference on Acoustics, Speech and Signal Processing (ICASSP)*, pp. 1–5. IEEE, 2020. 1
- Christopher M. Bishop. *Pattern Recognition and Machine Learning*. Springer, New York, NY, 2006. 4
- Andrew Brock, Jeff Donahue, and Karen Simonyan. Large scale gan training for high fidelity natural image synthesis. *arXiv preprint arXiv:1809.11096*, 2018. 2, 7, 16
- Nicholas Carlini, Steve Chien, Milad Nasr, Shuang Song, Andreas Terzis, and Florian Tramer. Membership inference attacks from first principles. In *2022 IEEE Symposium on Security and Privacy (SP)*, pp. 1897–1914. IEEE, 2022. 8
- Nicholas Carlini, Jamie Hayes, Milad Nasr, Matthew Jagielski, Vikash Sehwal, Florian Tramer, Borja Balle, Daphne Ippolito, and Eric Wallace. Extracting training data from diffusion models. In *32nd USENIX Security Symposium (USENIX Security 23)*, pp. 5253–5270, 2023. 9
- George Cazenavette, Tongzhou Wang, Antonio Torralba, Alexei A. Efros, and Jun-Yan Zhu. Dataset distillation by matching training trajectories. In *Proceedings of the IEEE/CVF Conference on Computer Vision and Pattern Recognition*, 2022. 3
- Ting Chen, Simon Kornblith, Mohammad Norouzi, and Geoffrey Hinton. A simple framework for contrastive learning of visual representations. In *International conference on machine learning*, pp. 1597–1607. PMLR, 2020. 9
- Pádraig Cunningham, Matthieu Cord, and Sarah Jane Delany. *Supervised Learning*, pp. 21–49. Springer Berlin Heidelberg, Berlin, Heidelberg, 2008. ISBN 978-3-540-75171-7. doi: 10.1007/978-3-540-75171-7_2. 1, 3, 14
- Jia Deng, Wei Dong, Richard Socher, Li-Jia Li, Kai Li, and Li Fei-Fei. Imagenet: A large-scale hierarchical image database. In *2009 IEEE Conference on Computer Vision and Pattern Recognition*, pp. 248–255, 2009. doi: 10.1109/CVPR.2009.5206848. 1, 6, 15, 16, 17
- Prafulla Dhariwal and Alexander Nichol. Diffusion models beat gans on image synthesis. *Advances in neural information processing systems*, 34:8780–8794, 2021. 4, 5
- Matthijs Douze, Giorgos Tolias, Ed Pizzi, Zoë Papakipos, Lowik Chaneussot, Filip Radenovic, Tomas Jenicek, Maxim Maximov, Laura Leal-Taixé, Ismail Elezi, et al. The 2021 image similarity dataset and challenge. *arXiv preprint arXiv:2106.09672*, 2021. 9, 17
- Ian Goodfellow, Jean Pouget-Abadie, Mehdi Mirza, Bing Xu, David Warde-Farley, Sherjil Ozair, Aaron Courville, and Yoshua Bengio. Generative adversarial nets. *Advances in neural information processing systems*, 27, 2014. 2
- Arthur Gretton, Karsten Borgwardt, Malte J Rasch, Bernhard Scholkopf, and Alexander J Smola. A kernel method for the two-sample problem. *arXiv preprint arXiv:0805.2368*, 2008. 4
- Kaiming He, Xiangyu Zhang, Shaoqing Ren, and Jian Sun. Deep residual learning for image recognition. In *Proceedings of the IEEE conference on computer vision and pattern recognition*, pp. 770–778, 2016. 2, 6, 8, 16

-
- Ruifei He, Shuyang Sun, Xin Yu, Chuhui Xue, Wenqing Zhang, Philip Torr, Song Bai, and Xiaojuan Qi. Is synthetic data from generative models ready for image recognition? *arXiv preprint arXiv:2210.07574*, 2022. 1, 2, 5
- Patrick Helber, Benjamin Bischke, Andreas Dengel, and Damian Borth. Introducing eurosat: A novel dataset and deep learning benchmark for land use and land cover classification. In *IGARSS 2018-2018 IEEE International Geoscience and Remote Sensing Symposium*, pp. 204–207. IEEE, 2018. 6, 15, 16
- Dan Hendrycks, Steven Basart, Norman Mu, Saurav Kadavath, Frank Wang, Evan Dorundo, Rahul Desai, Tyler Zhu, Samyak Parajuli, Mike Guo, Dawn Song, Jacob Steinhardt, and Justin Gilmer. The many faces of robustness: A critical analysis of out-of-distribution generalization. *ICCV*, 2021a. 8, 17
- Dan Hendrycks, Kevin Zhao, Steven Basart, Jacob Steinhardt, and Dawn Song. Natural adversarial examples. *CVPR*, 2021b. 8, 17
- David Von Hilbert. Grundzüge einer allgemeinen theorie der linearen integralgleichungen, von david hilbert. 1904. 4
- Jonathan Ho and Tim Salimans. Classifier-free diffusion guidance. *arXiv preprint arXiv:2207.12598*, 2022. 4, 5
- Jonathan Ho, Ajay Jain, and Pieter Abbeel. Denoising diffusion probabilistic models. *Advances in neural information processing systems*, 33:6840–6851, 2020. 3, 5
- Jonathan Ho, Chitwan Saharia, William Chan, David J Fleet, Mohammad Norouzi, and Tim Salimans. Cascaded diffusion models for high fidelity image generation. *The Journal of Machine Learning Research*, 23(1):2249–2281, 2022. 7, 16
- Wassily Hoeffding. Probability inequalities for sums of bounded random variables. *The collected works of Wassily Hoeffding*, pp. 409–426, 1994. 14
- Jeremy Howard. Imagewang, 2019. URL <https://github.com/fastai/imagenette/>. 6, 15, 16
- Edward J Hu, Yelong Shen, Phillip Wallis, Zeyuan Allen-Zhu, Yanzhi Li, Shean Wang, Lu Wang, and Weizhu Chen. Lora: Low-rank adaptation of large language models. *arXiv preprint arXiv:2106.09685*, 2021. 5, 16
- Diederik Kingma, Tim Salimans, Ben Poole, and Jonathan Ho. Variational diffusion models. *Advances in neural information processing systems*, 34:21696–21707, 2021. 4
- Jonathan Krause, Michael Stark, Jia Deng, and Li Fei-Fei. 3d object representations for fine-grained categorization. In *Proceedings of the IEEE International Conference on Computer Vision (ICCV) Workshops*, June 2013. 6, 15, 16, 17
- Shiye Lei, Hao Chen, Sen Zhang, Bo Zhao, and Dacheng Tao. Image captions are natural prompts for text-to-image models. *arXiv preprint arXiv:2307.08526*, 2023. 1, 2, 3, 5, 6, 7, 8, 16
- Daiqing Li, Huan Ling, Seung Wook Kim, Karsten Kreis, Sanja Fidler, and Antonio Torralba. Big-datasetgan: Synthesizing imagenet with pixel-wise annotations. In *Proceedings of the IEEE/CVF Conference on Computer Vision and Pattern Recognition*, pp. 21330–21340, 2022. 1, 2
- Junnan Li, Dongxu Li, Silvio Savarese, and Steven Hoi. Blip-2: Bootstrapping language-image pre-training with frozen image encoders and large language models. *arXiv preprint arXiv:2301.12597*, 2023. 5, 15
- Long Lian, Boyi Li, Adam Yala, and Trevor Darrell. Llm-grounded diffusion: Enhancing prompt understanding of text-to-image diffusion models with large language models. *arXiv preprint arXiv:2305.13655*, 2023. 6
- Ting-Hsuan Liao, Songwei Ge, Yiran Xu, Yao-Chih Lee, Badour AlBahar, and Jia-Bin Huang. Text-driven visual synthesis with latent diffusion prior. *arXiv preprint arXiv:2302.08510*, 2023. 6

-
- Tsung-Yi Lin, Michael Maire, Serge Belongie, James Hays, Pietro Perona, Deva Ramanan, Piotr Dollár, and C Lawrence Zitnick. Microsoft coco: Common objects in context. In *Computer Vision–ECCV 2014: 13th European Conference, Zurich, Switzerland, September 6–12, 2014, Proceedings, Part V 13*, pp. 740–755. Springer, 2014. [1](#)
- Chenlin Meng, Yutong He, Yang Song, Jiaming Song, Jiajun Wu, Jun-Yan Zhu, and Stefano Ermon. Sdedit: Guided image synthesis and editing with stochastic differential equations. *arXiv preprint arXiv:2108.01073*, 2021. [6](#)
- Alexander Quinn Nichol and Prafulla Dhariwal. Improved denoising diffusion probabilistic models. In *International Conference on Machine Learning*, pp. 8162–8171. PMLR, 2021. [3](#)
- Aaron van den Oord, Yazhe Li, and Oriol Vinyals. Representation learning with contrastive predictive coding. *arXiv preprint arXiv:1807.03748*, 2018. [9](#)
- G. Parisi. Correlation functions and computer simulations. *Nuclear Physics B*, 180(3):378–384, 1981. ISSN 0550-3213. doi: [https://doi.org/10.1016/0550-3213\(81\)90056-0](https://doi.org/10.1016/0550-3213(81)90056-0). [5](#)
- Omkar M. Parkhi, Andrea Vedaldi, Andrew Zisserman, and C. V. Jawahar. Cats and dogs. In *IEEE Conference on Computer Vision and Pattern Recognition*, 2012. [6](#), [15](#), [16](#)
- Ed Pizzi, Sreya Dutta Roy, Sugosh Nagavara Ravindra, Priya Goyal, and Matthijs Douze. A self-supervised descriptor for image copy detection. In *Proceedings of the IEEE/CVF Conference on Computer Vision and Pattern Recognition*, pp. 14532–14542, 2022. [9](#)
- Alec Radford, Jong Wook Kim, Chris Hallacy, Aditya Ramesh, Gabriel Goh, Sandhini Agarwal, Girish Sastry, Amanda Askell, Pamela Mishkin, Jack Clark, et al. Learning transferable visual models from natural language supervision. In *International conference on machine learning*, pp. 8748–8763. PMLR, 2021. [5](#)
- Ali Razavi, Aaron Van den Oord, and Oriol Vinyals. Generating diverse high-fidelity images with vq-vae-2. *Advances in neural information processing systems*, 32, 2019. [7](#), [16](#)
- Benjamin Recht, Rebecca Roelofs, Ludwig Schmidt, and Vaishal Shankar. Do imagenet classifiers generalize to imagenet? In *International conference on machine learning*, pp. 5389–5400. PMLR, 2019. [8](#), [17](#)
- Robin Rombach, Andreas Blattmann, Dominik Lorenz, Patrick Esser, and Björn Ommer. High-resolution image synthesis with latent diffusion models. In *Proceedings of the IEEE/CVF conference on computer vision and pattern recognition*, pp. 10684–10695, 2022. [2](#), [3](#), [6](#), [15](#)
- Olaf Ronneberger, Philipp Fischer, and Thomas Brox. U-net: Convolutional networks for biomedical image segmentation. In *Medical Image Computing and Computer-Assisted Intervention–MICCAI 2015: 18th International Conference, Munich, Germany, October 5–9, 2015, Proceedings, Part III 18*, pp. 234–241. Springer, 2015. [5](#)
- Chitwan Saharia, William Chan, Saurabh Saxena, Lala Li, Jay Whang, Emily L Denton, Kamyar Ghasemipour, Raphael Gontijo Lopes, Burcu Karagol Ayan, Tim Salimans, et al. Photorealistic text-to-image diffusion models with deep language understanding. *Advances in Neural Information Processing Systems*, 35:36479–36494, 2022. [2](#)
- Mert Bülent Sariyıldız, Karteek Alahari, Diane Larlus, and Yannis Kalantidis. Fake it till you make it: Learning transferable representations from synthetic imagenet clones. In *Proceedings of the IEEE/CVF Conference on Computer Vision and Pattern Recognition (CVPR)*, pp. 8011–8021, June 2023. [1](#), [2](#), [3](#), [5](#), [6](#), [7](#), [8](#), [16](#)
- Jascha Sohl-Dickstein, Eric Weiss, Niru Maheswaranathan, and Surya Ganguli. Deep unsupervised learning using nonequilibrium thermodynamics. In *International conference on machine learning*, pp. 2256–2265. PMLR, 2015. [3](#)
- Gowthami Somepalli, Vasu Singla, Micah Goldblum, Jonas Geiping, and Tom Goldstein. Diffusion art or digital forgery? investigating data replication in diffusion models. In *Proceedings of the IEEE/CVF Conference on Computer Vision and Pattern Recognition*, pp. 6048–6058, 2023. [9](#)

-
- Yang Song and Stefano Ermon. Generative modeling by estimating gradients of the data distribution. *Advances in neural information processing systems*, 32, 2019. 3, 5
- Ilya Sutskever. An observation on generalization, 2023. 1, 3, 14
- Yonglong Tian, Dilip Krishnan, and Phillip Isola. Contrastive multiview coding. In *Computer Vision—ECCV 2020: 16th European Conference, Glasgow, UK, August 23–28, 2020, Proceedings, Part XI 16*, pp. 776–794. Springer, 2020. 6, 15, 16
- Yonglong Tian, Lijie Fan, Phillip Isola, Huiwen Chang, and Dilip Krishnan. Stablerep: Synthetic images from text-to-image models make strong visual representation learners. *arXiv preprint arXiv:2306.00984*, 2023. 1, 2
- Joshua Vendrow, Saachi Jain, Logan Engstrom, and Aleksander Madry. Dataset interfaces: Diagnosing model failures using controllable counterfactual generation. *arXiv preprint arXiv:2302.07865*, 2023. 2
- C. Wah, S. Branson, P. Welinder, P. Perona, and S. Belongie. Caltech-ucsd birds-200-2011 (cub-200-2011). Technical Report CNS-TR-2011-001, California Institute of Technology, 2011. 6, 15, 16, 17
- Haohan Wang, Songwei Ge, Zachary Lipton, and Eric P Xing. Learning robust global representations by penalizing local predictive power. In *Advances in Neural Information Processing Systems*, pp. 10506–10518, 2019. 8, 17
- Tongzhou Wang, Jun-Yan Zhu, Antonio Torralba, and Alexei A Efros. Dataset distillation. *arXiv preprint arXiv:1811.10959*, 2018. 3
- Ross Wightman, Hugo Touvron, and Hervé Jégou. Resnet strikes back: An improved training procedure in timm. *arXiv preprint arXiv:2110.00476*, 2021. 16
- Ling Yang, Zhilong Zhang, Yang Song, Shenda Hong, Runsheng Xu, Yue Zhao, Yingxia Shao, Wentao Zhang, Bin Cui, and Ming-Hsuan Yang. Diffusion models: A comprehensive survey of methods and applications. *arXiv preprint arXiv:2209.00796*, 2022. 3, 4, 14
- Jianhao Yuan, Francesco Pinto, Adam Davies, Aarushi Gupta, and Philip Torr. Not just pretty pictures: Text-to-image generators enable interpretable interventions for robust representations. *arXiv preprint arXiv:2212.11237*, 2022. 1, 2
- Jie Zhang, Xiaohua Qi, and Bo Zhao. Federated generative learning with foundation models. *arXiv preprint arXiv:2306.16064*, 2023. 9
- Yuxuan Zhang, Huan Ling, Jun Gao, Kangxue Yin, Jean-Francois Lafleche, Adela Barriuso, Antonio Torralba, and Sanja Fidler. Datasetgan: Efficient labeled data factory with minimal human effort. In *Proceedings of the IEEE/CVF Conference on Computer Vision and Pattern Recognition*, pp. 10145–10155, 2021. 1, 2
- Bo Zhao and Hakan Bilen. Synthesizing informative training samples with GAN. *NeurIPS 2022 Workshops SyntheticData4ML*, 2022. 1, 2
- Bo Zhao and Hakan Bilen. Dataset condensation with distribution matching. *IEEE/CVF Winter Conference on Applications of Computer Vision (WACV)*, 2023. 3, 4
- Bo Zhao, Konda Reddy Mopuri, and Hakan Bilen. Dataset condensation with gradient matching. In *International Conference on Learning Representations*, 2021. URL <https://openreview.net/forum?id=mSAKhLYLSsl>. 3
- Ganlong Zhao, Guanbin Li, Yipeng Qin, and Yizhou Yu. Improved distribution matching for dataset condensation. In *Proceedings of the IEEE/CVF Conference on Computer Vision and Pattern Recognition*, pp. 7856–7865, 2023. 3
- Yongchao Zhou, Hshmat Sahak, and Jimmy Ba. Training on thin air: Improve image classification with generated data. *arXiv preprint arXiv:2305.15316*, 2023. 1, 3, 6

A MINIMIZATION OF KL-DIVERGENCE OBJECTIVE IN DIFFUSION PROBABILISTIC MODEL

Consider the training objective of the diffusion model, minimization of KL-divergence between the joint distributions of forward and backward process q and p_θ over all time steps:

$$\text{KL}(q(\mathbf{x}_0, \mathbf{x}_1, \dots, \mathbf{x}_T) \| p_\theta(\mathbf{x}_0, \mathbf{x}_1, \dots, \mathbf{x}_T)) \quad (10)$$

By definition of KL-divergence and the property of Markovian transition, we can further decompose the expression in time (Yang et al., 2022):

$$\text{KL}(q \| p_\theta) = \mathbb{E}_q \left[-\log p(\mathbf{x}_T) - \sum_{t=1}^T \log \frac{p_\theta(\mathbf{x}_{t-1} | \mathbf{x}_t)}{q(\mathbf{x}_t | \mathbf{x}_{t-1})} \right] + \text{const} \quad (11)$$

Using Jensen's inequality, we can derive:

$$\text{KL}(q(\mathbf{x}_0, \mathbf{x}_1, \dots, \mathbf{x}_T) \| p_\theta(\mathbf{x}_0, \mathbf{x}_1, \dots, \mathbf{x}_T)) \geq -\log p_\theta(\mathbf{x}_0) + \text{const} \quad (12)$$

The objective in training is to maximize the variational lower bound (VLB) of the log-likelihood of the data \mathbf{x}_0 , which is equivalent to minimizing the negative VLB as in Eq. (1).

B TRAINING DATA SYNTHESIS FOR SUPERVISED LEARNING

Consider the following formulation of supervised learning (Sutskever, 2023; Cunningham et al., 2008):

$$\Pr_{S \sim D^{|S|}} \left[\text{Test}_D(f) - \text{Train}_S(f) \leq \sqrt{\frac{\log |\mathcal{F}| + \log 1/\delta}{|S|}} \forall f \in \mathcal{F} \right] > 1 - \delta \quad (13)$$

where D denotes the distribution of the whole target dataset and S is a training subset of D . \mathcal{F} represents all potential functional space, which can be represented by a neural network with a fixed structure, where each unique combination of parameter values corresponds to a unique f . The training and test errors are defined as $\text{Train}_S(f) = \frac{1}{|S|} \sum_{(X_i, Y_i) \in S} L(f(X_i), Y_i)$ and $\text{Test}_D(f) = \frac{1}{|D|} \sum_{(X_i, Y_i) \in D} L(f(X_i), Y_i)$, respectively. Mathematically, it is evident that when the training loss is minimal and the training set cardinality significantly exceeds the model parameters, the test loss will also be notably low.

We now prove this proposition. Consider the formulation of test error:

$$\begin{aligned} \Pr_{S \sim D^{|S|}} [\text{Test}_D(f) - \text{Train}_S(f) \geq t \text{ for some } f \in \mathcal{F}] &\leq \sum_{f \in \mathcal{F}} \Pr_{S \sim D^{|S|}} [\text{Test}_D(f) - \text{Train}_S(f) \geq t] \\ &= \sum_{f \in \mathcal{F}} \Pr_{S \sim D^{|S|}} \left[\frac{1}{|S|} \sum (L_i - \mathbb{E}[L]) \geq t \right] \\ &\leq |\mathcal{F}| \exp(-2|S|t^2) \end{aligned} \quad (14)$$

The first step is a straightforward extension of the original formulation. The second step employs Hoeffding's inequality (Hoeffding, 1994). Given a series of independent random variables X_1, X_2, \dots, X_n bounded by $a_i \leq X_i \leq b_i$, Hoeffding's inequality states:

$$\Pr \left[\sum_{i=1}^n X_i - \mathbb{E} \left[\sum_{i=1}^n X_i \right] \geq t \right] \leq \exp \left(-\frac{2t^2}{\sum_{i=1}^n (b_i - a_i)^2} \right) \quad (15)$$

It bounds the probability that the sum of independent bounded random variables deviates from its expected value beyond a set limit. Consider each $L_i - \mathbb{E}[L]$ as a bounded random variable, capturing the deviation of a specific data point's loss from its expected value. By assuming a bounded loss function L_i , which is valid as we can project any unbounded loss function monotonically to a bounded range of $[0, 1]$ through sigmoid function, we obtain the upper bound on the probability of

this disparity surpassing threshold t , culminating in the expression $|\mathcal{F}| \exp(-2|S|t^2)$. This implies the convergence of test error to zero when the size of the training dataset goes to infinite:

$$\lim_{|S| \rightarrow \infty} \Pr \left[\sup_{f \in \mathcal{F}} (\text{Test}_D(f) - \text{Train}_S(f)) > \varepsilon \right] = 0 \quad (16)$$

which eventually validates our statement on the implication of training data synthesis.

C MAXIMUM MEAN DISCREPANCY (MMD) IN RKHS

The Maximum Mean Discrepancy (MMD) in a Reproducing Kernel Hilbert Space (RKHS) (Aronszajn, 1950) \mathcal{H} provides a metric to measure the difference between two probability distributions.

$$\text{MMD}[\mathcal{F}, p, q] = \sup_{\|\psi_\vartheta\|_{\mathcal{H}} \leq 1} (\mathbb{E}_q[\psi_\vartheta(\mathcal{T})] - \mathbb{E}_p[\psi_\vartheta(\mathcal{S})]) \quad (17)$$

$$\text{MMD}[\mathcal{F}, p, q] = \sup_{\|\psi_\vartheta\|_{\mathcal{H}} \leq 1} \langle \mu_{\mathcal{T}} - \mu_{\mathcal{S}}, \psi_\vartheta \rangle_{\mathcal{H}} \quad (18)$$

$$\text{MMD}^2[\mathcal{F}, p, q] = \left[\sup_{\|\psi_\vartheta\|_{\mathcal{H}} \leq 1} \langle \mu_{\mathcal{T}} - \mu_{\mathcal{S}}, \psi_\vartheta \rangle_{\mathcal{H}} \right]^2 \quad (19)$$

$$\text{MMD}^2[\mathcal{F}, p, q] = \|\mu_{\mathcal{T}} - \mu_{\mathcal{S}}\|_{\mathcal{H}}^2 \quad (20)$$

In Eq. (17), the MMD between distributions p and q is formulated as the supremum of the difference of expectations under these distributions, constrained by the norm of the function ψ_ϑ in the RKHS. This difference can be further expanded using the inner product in the RKHS, leading to an expression in terms of the mean embeddings of the distributions, as shown in Eq. (18). Squaring the MMD gives us a more interpretable metric, which is the squared distance between the mean embeddings of the two distributions in the RKHS, as depicted in Eq. (19) and Eq. (20). This leads to the derivation from Eq. (5) to Eq. (6) in Sec. 3.1.

D DATASET DETAILS

We adopt seven datasets in total across different settings: ImageNette (IN-10) (Howard, 2019), ImageNet100 (IN-100) (Tian et al., 2020), and ImageNet1K (IN-1K) (Deng et al., 2009), CUB (Wah et al., 2011), Cars (Krause et al., 2013), PET (Parkhi et al., 2012), EuroSAT (Helber et al., 2018). The detailed dataset statistics are specified in Tab. 5.

Table 5: Detailed Dataset Statistics.

	IN-10	IN-100	IN-1K	CUB	Cars	PETS	EuroSAT
Dataset Size	14197	141971	1419712	11788	16,185	7349	27000
Training Data Size	12811	128116	1281167	5994	8144	3680	21600
Test Data Size	1000	10000	100000	5794	8041	3669	5400
No. Classes	10	100	1000	200	196	37	7
Domain	Natural Image	Natural Image	Natural Image	Fine-grain Bird	Fine-grain Cars	Pet Breed	Satellite Image

E TRAINING DATA SYNTHESIS DETAILS

We use Stable Diffusion v1.5 (Rombach et al., 2022) across all benchmarks. Unless specified (i.e. we specifically scale up synthetic data in Sec. 4.3), we generate an equal amount of synthetic data samples as in the corresponding real dataset for both replacing and augmenting real training data. The stable diffusion generation parameters are specified in Tab. 6. We use text prompt mentioned in Sec. 3.2, of the form "photo of [classname], [Image Caption], [Intra-class Visual Guidance]" for ImageNet dataset (IN-10, IN-100, IN-1K); for the rest four datasets, we do not use the image caption generated with BLIP2 (Li et al., 2023). Also, all generations use a uniform set of negative prompts "distorted, unrealistic, blurry, out of frame".

Table 6: Hyperparameters used in training data synthesis.

Model	Sampling steps	Scheduler	Guidance scale	Img strength	Image size
Stable Diffusion v1.5	30	UniPC	2.0	0.75	512×512

For fine-tuning the Stable Diffusion, we use Low-Rank Adaptation (LoRA) (Hu et al., 2021) with the MMD augmented objective Sec. 3.1 and inject the visual guidance Sec. 3.2. The fine-tuning hyperparameters used are specified in Tab. 7. We use the loss function mentioned in Sec. 3.1, where

Table 7: Hyperparameters used in LoRA fine-tuning

Rank	Epoch	Learning Rate	Batch Size	SNR- γ	Image size
Stable Diffusion v1.5	300	1e-4	8×8	0.75	512×512

we augment the MMD distribution matching loss with the simple diffusion model training objective as in Eq. (21), we choose $\gamma = 0.05$.

$$L_{overall} = L_{DM} + L_{simple} = \frac{1}{|\mathcal{N}|} \sum_{i=1}^{|\mathcal{N}|} \|(\epsilon_0 - \epsilon_{\theta}(x_t, t))\|_{\mathcal{H}}^2 + \gamma \left\| \frac{1}{|\mathcal{N}|} \sum_{i=1}^{|\mathcal{N}|} (\epsilon_0 - \epsilon_{\theta}(x_t, t)) \right\|_{\mathcal{H}}^2 \quad (21)$$

F DOWNSTREAM IMAGE CLASSIFICATION TRAINING DETAILS

We adopt ResNet-50 (He et al., 2016) through all benchmarks in the image classification task. For all three ImageNet datasets, we train the classifier model from scratch. Follow the training recipe of (Lei et al., 2023) and (Wightman et al., 2021), the training hyperparameters are specified in Tab. 8

G EXPERIMENT SETTING DETAILS AND MORE RESULTS

G.1 IMAGE CLASSIFICATION WITH SYNTHETIC DATA ONLY

We compare with the baselines of previous works on synthetic ImageNet data for supervised image classification. All baselines synthesize equal amounts of data as real datasets. The accuracies reported are from the original baseline papers, except for FakeIt (Sarıyıldız et al., 2023) in CUB (Wah et al., 2011), Cars (Krause et al., 2013), PET (Parkhi et al., 2012), and EuroSAT (Helber et al., 2018). The number reported is based on our implementation of the method with the base prompt "a photo/image of [classname]".

Note that there is a difference in the generation resolution among different methods. In particular BigGAN-deep (Brock et al., 2018), VQ-VAE-2 (Razavi et al., 2019), and CDM (Ho et al., 2022), as reported in (Azizi et al., 2023), use image resolution of 256×256 . CiP (Lei et al., 2023), FakeIt (Sarıyıldız et al., 2023), and our method uses image resolution of 512×512 . Imagen (Azizi et al., 2023) uses image resolution of 1024×1024 . Even though we resize all samples in downstream training to 224×224 , the generation resolution still has influences as reported in (Azizi et al., 2023) potentially due to the generation details and quality. Thus, comparing our method and non-Stable Diffusion baselines can potentially be an unfair comparison. However, our main focus in training data synthesis is in comparison with real data and the comparison between ours and other Stable Diffusion-based method show our framework leads to improved synthetic data informativeness to close the gap between real and synthetic data.

G.2 AUGMENTING REAL DATA WITH SYNTHETIC DATA

For CUB (Wah et al., 2011), Cars (Krause et al., 2013), and PET (Parkhi et al., 2012) datasets, we use a pre-trained ResNet-50 due to the scarcity of data to train a decent ResNet-50 classifier. For EuroSAT (Helber et al., 2018), ImageNette (IN-10) (Howard, 2019), ImageNet100 (IN-100) (Tian et al., 2020), and ImageNet1K (IN-1K) (Deng et al., 2009) we train the model from scratch. We augment the real data with an equal amount of synthetic data, which effectively raises the amount of training by two.

Table 8: Training Hyperparameters of Different Dataset.

	IN-10	IN-100	IN-1K	CUB	CARS	PETS	EuroSAT
Train Res \rightarrow Test Res	224 \rightarrow 224	224 \rightarrow 224	224 \rightarrow 224	448 \rightarrow 448	448 \rightarrow 448	224 \rightarrow 224	448 \rightarrow 448
Epochs	200	200	300	200	200	200	200
Batch size	128×8	128×8	512×8	128×8	128×8	128×8	128×8
Optimizer	SGD	SGD	LAMB	SGD	SGD	SGD	SGD
LR	0.1	0.1	5e-3	0.1	0.1	0.1	0.1
LR decay	multistep	multistep	cosine	multistep	multistep	multistep	multistep
decay rate	0.2	0.2	0.2	0.2	0.2	0.2	0.2
decay epochs	50/100/150	50/100/150	-	50/100/150	50/100/150	50/100/150	50/100/150
Weight decay	5e-4	5e-4	0.02	5e-4	5e-4	5e-4	5e-4
Warmup epochs	-	-	5	-	-	-	-
Label smoothing	-	-	0.1	-	-	-	-
Dropout	x	x	x	x	x	x	x
Stoch. Depth	x	x	0.05	x	x	x	x
H. flip	-	-	✓	-	-	-	-
Rand Augment	x	x	7 / 0.5	x	x	x	x
Mixup alpha	x	x	0.2	x	x	x	x
Cutmix alpha	x	x	1.0	x	x	x	x
CE loss \rightarrow BCE loss	x	x	✓	x	x	x	x
Mixed precision	✓	✓	✓	✓	✓	✓	✓

G.3 GENERALIZATION TO OUT-OF-DISTRIBUTION DATA

We train the image classifier on synthetic in-distribution synthetic and real ImageNet-1K and then test on four Out-of-Distribution test sets: (1) ImageNet-v2 (IN-v2) (Recht et al., 2019), which is a different ImageNet test set collected on purpose to eliminate the effect of adaptive overfitting for original ImageNet test set; ImageNet-Sketch (IN-Sketch) (Wang et al., 2019), which contains sketch of ImageNet classes with black and white scheme only; ImageNet-R (IN-R) (Hendrycks et al., 2021a), which contains renditions of ImageNet classes such as art, cartoon, graphics, etc.; and ImageNet-A (IN-A) (Hendrycks et al., 2021b), which contain natural adversarial examples for ResNet models trained with ImageNet-1K training set. In particular, ImageNet-A and ImageNet-R only contain 200 classes as a subset of ImageNet-1K, thus we only consider the output logits of the image classifier over these sub-classes.

G.4 PRIVACY ANALYSIS

Visual Appearance For the visual appearance experiment, we use the ResNeXt101 model trained on the DISC dataset (Douze et al., 2021) provided by the official <https://github.com/facebookresearch/sscd-copy-detection/tree/main> as our detection model.

H FURTHER DISCUSSION

H.1 SIGNIFICANT OF CLASS-LIKELIHOOD MATCHING IN FINE-GRAINED CLASSIFICATION

In Sec. 4.1, we observe a more significant advantage of our synthetic data over fine-grain classification tasks (i.e. CUB (Wah et al., 2011), Cars (Krause et al., 2013)) than natural image classification (i.e. ImageNet (Deng et al., 2009)) in comparison to baseline. This is due to the requirement of more detailed decision boundaries among classes. This highlights the importance of the class-likelihood alignment $q(y|\mathbf{x}) = p_\theta(y|\mathbf{x})$. This also indicates solely increasing in the capacity of the generative model in synthesizing high-quality images is insufficient to handle hard image classification without explicit alignment between the joint distribution between image and annotation.

H.2 BETTER OUT-OF-DISTRIBUTION GENERALIZATION PERFORMANCE

In the assessment of OOD generalization performance Sec. 4.4, we find that with scaling-up ImageNet-1K performance, although the in-distribution performance of training with synthetic data is still inferior to real data, the OOD generalization performance already outperforms the real counterpart at an earlier breaking point (i.e. in ImageNet-R (IN-R) (Hendrycks et al., 2021a) and ImageNet-A (IN-A) (Hendrycks et al., 2021b)). While we synthesize training data to reproduce the target data distribution, the superior OOD generalization for models trained on synthetic data indicates a greater potential for synthetic data in strengthening the OOD generalization performance.