

Evolutionarity of MHD shock waves in collisionless plasma with heat fluxes

V.D. Kuznetsov, A. I. Osin

^a*IZMIRAN, Kaluzhskoye hwy. 4, Troitsk, 108840, Moscow, Russia*

Abstract

The evolutionarity conditions for the MHD shock waves are considered within the framework of the 8-moment approximation for collisionless plasma with heat fluxes. In the general case, evolutionarity diagrams are obtained depending on the relative magnitude of the Alfvén wave velocity in front of or behind the shock wave front. The evolutionarity conditions for parallel shock waves are analyzed using previously obtained solutions for parallel MHD shock waves in collisionless plasma with heat fluxes. On the plane of dimensionless parameters characterizing plasma velocity and heat flux in front of the shock wave, the regions of evolutionarity are determined for the fast and slow shock waves propagating along the magnetic field.

Keywords: collisionless plasma, shock waves, heat fluxes, evolutionarity

1. Introduction

Observations of solar wind plasma discovered non-maxwellian particle distribution and heat fluxes [1, 2] which should be taken into account in the study of linear wave phenomena as well as shock waves. The account of heat fluxes along the magnetic field leads to the system of 8-moment approximation for the collisionless plasma [3, 4, 5, 6, 7, 8]. Small amplitude waves in this approximation have been studied in [4, 9, 6, 8] while the only solution for MHD shock waves was obtained for the case of parallel shock waves propagating along the magnetic field [10]. Conditions have also been found for the parameters in front of such waves when instabilities are generated behind the shock leading to plasma turbulence [11].

Email address: osin@izmiran.ru (A. I. Osin)

The evolutionarity of shock waves in collisionless plasma was studied within the framework of the Chew-Goldberger-Low (CGL) model of anisotropic magnetohydrodynamics in [12, 13, 14, 15]. Below we will consider the evolutionarity of MHD shock waves in collisionless plasma with heat fluxes (8-moment approximation) which has not been previously studied and present corresponding evolutionarity diagrams. In the special case of shock waves propagating perpendicular to the direction of magnetic field the solution coincides with results obtained for the CGL equations [12, 13]. For parallel shock waves the regions of their evolutionarity are determined and expressed in the form of conditions for the upstream shock wave parameters.

2. Basic equations

As the basic system of equations for an anisotropic plasma with heat fluxes we will use equations of the 8-moment approximation for collisionless plasma in a strong magnetic field [4, 10]. These equations, with the exception of two equations for heat fluxes, can be written in divergent form. In particular, the equations of energy and magnetic moment conservation have the following form

$$\frac{\partial}{\partial t} \left(\frac{p_{\parallel}}{2} + p_{\perp} + \frac{\rho v^2}{2} + \frac{B^2}{8\pi} \right) + \nabla \cdot \left[\left(\frac{p_{\parallel}}{2} + 2p_{\perp} + \frac{\rho v^2}{2} + \frac{B^2}{4\pi} \right) \mathbf{v} + \left(p_{\parallel} - p_{\perp} - \frac{B^2}{4\pi} \right) \mathbf{v}_{\parallel} + (q^{\parallel} + q^{\perp}) \frac{\mathbf{B}}{B} \right] = 0.$$

$$\frac{\partial}{\partial t} \left(\frac{p_{\perp}}{B} \right) + \nabla \cdot \left(\frac{p_{\perp}}{B} \mathbf{v} + \frac{q^{\perp}}{B^2} \mathbf{B} \right) = 0.$$

where $\rho, v, p_{\parallel}, p_{\perp}$ are standard notations for plasma density, velocity, parallel and perpendicular pressure with respect to direction of magnetic field \mathbf{B} , $\mathbf{v}_{\parallel} = (\mathbf{v} \cdot \mathbf{B})\mathbf{B}/B^2$ - longitudinal plasma velocity and q^{\parallel}, q^{\perp} - fluxes of parallel and perpendicular thermal energy along the magnetic field \mathbf{B}

$$q^{\parallel} = \int \frac{m\nu_{\parallel}^2}{2} \nu_{\parallel} f(\boldsymbol{\nu}) d^3\nu \quad , \quad q^{\perp} = \int \frac{m\nu_{\perp}^2}{2} \nu_{\parallel} f(\boldsymbol{\nu}) d^3\nu$$

where $\boldsymbol{\nu}$ is chaotic part of the plasma particle velocity, $f(\boldsymbol{\nu})$ is the distribution function with even part in ν_{\parallel} being bi-Maxwellian.

The Rankine–Hugoniot (RH) boundary conditions at the shock wave front in an anisotropic plasma with heat fluxes follow from the integral equations of the mass, momentum, energy and magnetic moment conservation, supplemented with relations following from the Maxwell's equations - continuity of the normal component of the magnetic field B_n and the tangential component of the electric field \mathbf{E}_τ

$$m = [\rho v_n] = 0 \quad (1)$$

$$\left[p_\perp + \frac{m^2}{\rho} + \frac{B_\tau^2}{8\pi} + \frac{B_n^2}{B^2}(p_\parallel - p_\perp) \right] = 0 \quad (2)$$

$$\left[m\mathbf{v}_\tau + \left(p_\parallel - p_\perp - \frac{B^2}{4\pi} \right) \frac{B_n\mathbf{B}_\tau}{B^2} \right] = 0 \quad (3)$$

$$m \left[U + \frac{m^2}{2\rho^2} + \frac{p_\perp}{\rho} + \frac{v_\tau^2}{2} + \frac{B_n^2}{B^2} \frac{(p_\parallel - p_\perp)}{\rho} + \frac{B_\tau^2}{4\pi\rho} \right] + B_n \left[\frac{p_\parallel - p_\perp - B^2/(4\pi)}{B^2} (\mathbf{B}_\tau \cdot \mathbf{v}_\tau) + \frac{q^\parallel + q^\perp}{B} \right] = 0 \quad (4)$$

$$\left[\frac{p_\perp}{B} v_n + \frac{q^\perp}{B^2} B_n \right] = 0 \quad (5)$$

$$[B_n] = 0 \quad , \quad B_n[\mathbf{v}_\tau] = m \left[\frac{\mathbf{B}_\tau}{\rho} \right] \quad (6)$$

where B_n , \mathbf{B}_τ , v_n и \mathbf{v}_τ - correspondingly normal and tangential components of magnetic field and velocity, brackets denote a jump in magnitude across the shock: $[x] = x_2 - x_1$.

The system of RH relations (1)-(6) is not closed since nine scalar equations are not enough to determine eleven unknown quantities behind the shock given the eleven quantities in front of the shock even if shock velocity D_n is known. The above system of relations should be supplemented with two more relations including heat fluxes q^\parallel and q^\perp . The corresponding conservation laws at the discontinuity are generally unknown but to study the evolutionarity of shock waves, following [16], it is sufficient to assume that they have the form of a general functional relationship between the parameters of plasma before and after the shock front and consider various cases of such dependence which affect evolutionarity. These additional relations F_1 and F_2 can be written as

$$F_1(\rho_1, p_{\parallel 1}, p_{\perp 1}, q_1^{\parallel}, q_1^{\perp}, \mathbf{v}_1, \mathbf{B}_1, \rho_2, p_{\parallel 2}, p_{\perp 2}, q_2^{\parallel}, q_2^{\perp}, \mathbf{v}_2, \mathbf{B}_2, D_n) = 0 \quad (7)$$

$$F_2(\rho_1, p_{\parallel 1}, p_{\perp 1}, q_1^{\parallel}, q_1^{\perp}, \mathbf{v}_1, \mathbf{B}_1, \rho_2, p_{\parallel 2}, p_{\perp 2}, q_2^{\parallel}, q_2^{\perp}, \mathbf{v}_2, \mathbf{B}_2, D_n) = 0 \quad (8)$$

where D_n is the velocity of the shock wave in the laboratory frame of reference, the indices 1, 2 correspond to the values of the quantities ahead and behind the shock front.

In the case of a parallel shock wave, when the magnetic field drops out of boundary conditions, the energies associated with longitudinal and transverse degrees of freedom are separately conserved, equations for the fluxes of longitudinal (q^{\parallel}) and transverse (q^{\perp}) thermal energies along the magnetic field take conservative form and can be used instead of (7)-(8) to obtain the solution of RH relations [10].

3. Counting the outgoing waves

It is well known that in MHD requirement of entropy increase across the shock front is not enough to select stable, physically realizable (evolutionary) solutions. Evolutionarity means that the problem of small perturbation of the flow on both sides of the shock and perturbation of the shock front itself can be uniquely resolved.

To carry out the evolutionarity analysis, we use the method of counting the number of disturbances (small amplitude waves) escaping from the front of discontinuity [17, 18, 19, 20, 21, 22]. Linearizing 11 boundary conditions (1)-(8) with respect to small perturbations (including the perturbation of the shock velocity δD_n), 11 equations are obtained relating the perturbed MHD quantities ahead of the front ($\delta \rho_1, \delta p_{\parallel 1}, \delta p_{\perp 1}, \delta q_1^{\parallel}, \delta q_1^{\perp}, \delta \mathbf{v}_1, \delta \mathbf{B}_1$) with quantities behind the front ($\delta \rho_2, \delta p_{\parallel 2}, \delta p_{\perp 2}, \delta q_2^{\parallel}, \delta q_2^{\perp}, \delta \mathbf{v}_2, \delta \mathbf{B}_2$) – 23 quantities in total, 11 on each side of the shock front plus shock velocity perturbation δD_n . Excluding the shock velocity perturbation δD_n using (1) from the linearized equations, as well as δB_x using the equation for the normal component of the magnetic field (6), a system of nine linear equations is obtained relating twenty quantities, the amplitudes of small perturbations

$$\begin{aligned} &\delta \rho_1, \delta p_{\parallel 1}, \delta p_{\perp 1}, \delta q_1^{\parallel}, \delta q_1^{\perp}, \delta v_{x1}, \delta v_{y1}, \delta v_{z1}, \delta B_{y1}, \delta B_{z1}, \\ &\delta \rho_2, \delta p_{\parallel 2}, \delta p_{\perp 2}, \delta q_2^{\parallel}, \delta q_2^{\perp}, \delta v_{x2}, \delta v_{y2}, \delta v_{z2}, \delta B_{y2}, \delta B_{z2} \end{aligned}$$

Taking into account the coplanarity theorem [23, 24, 25], which is valid in our case due to the fact that equations (3) and (6) remain identical to CGL, the frame of reference and the orientation of the yz axes can be chosen so that on both sides of the front $D_n = 0, B_z = 0, v_z = 0$ (the magnetic field and plasma velocity both lie in the xy plane), the x axis is normal to the shock front.

Small disturbances disrupt the equilibrium state of the shock front resulting in MHD waves diverging in both directions. If the RH boundary conditions at the shock front make it possible to unambiguously determine the amplitudes of outgoing waves, then the discontinuity is evolutionary. From nine equations it is possible to uniquely determine the amplitudes of nine diverging waves (the initial disturbance evolution problem has a unique solution). Otherwise, if the number of outgoing waves is greater or less than the number of equations, there are no solutions or there are infinitely many of them, the discontinuity is non-evolutionary and splits into disturbances of finite amplitude (the initial assumption of the smallness of disturbances is invalid). Thus, the problem of evolutionarity comes down to counting the number of linear waves leaving the front of the shock wave and comparing it with the number of equations (linearized RH relations).

4. Linear waves

The study of small amplitude (linear) waves in a collisionless plasma with heat fluxes using system of equations of the 8-moment (zero Larmor radius) approximation gives five types of linear waves (a_i^\pm) propagating in both directions [4, 9, 6]. The full tenth-order dispersion relation in this approximation can be factorized to give the Alfvén (transverse) mode which does not depend on heat fluxes ($a_A^+ = a_A^-$)

$$a_A^2 = V_A^2(1 - (\beta_\parallel - \beta_\perp)/2) \cos^2 \theta. \quad (9)$$

where $V_A^2 = B^2/4\pi\rho$, $\beta_{\parallel,\perp} = 8\pi p_{\parallel,\perp}/B^2$, θ - the angle between vectors \mathbf{k} and \mathbf{B} , and four asymmetric (with respect to the direction of heat fluxes, $a_i^+ \neq a_i^-$) magnetoacoustic waves related by the general dispersion equation of the eighth-order – fast magnetoacoustic wave $F(a_f^\pm)$, slow magnetoacoustic wave $S(a_s^\pm)$, and two intermediate magnetoacoustic waves $I_a(a_{Ia}^\pm)$ and $I_b(a_{Ib}^\pm)$, a total of 10 waves in both directions on each side of the shock front, 20 waves on both sides of the front in both directions. Phase polars and relative

magnitudes of phase velocities for magnetoacoustic waves and for the Alfvén wave for specific values of plasma parameters are given in [4].

For parallel propagation ($\theta = 0$), the dispersion equation for magnetoacoustic modes can be factorized, giving three different modes - a transverse (symmetric) mode, the phase velocity of which coincides with that of the Alfvén wave

$$a_A^2 = V_A^2(1 - (\beta_{\parallel} - \beta_{\perp})/2). \quad (10)$$

two asymmetric (with respect to the direction of heat fluxes) modes, into which CGL acoustic and entropy modes [26] convert due to the heat flux q^{\parallel} , given by the dispersion equation [4, 10, 11] (see Fig. 1)

$$y^4 - 6y^2 - 4\mathfrak{x}_{\parallel}y + 3 = 0. \quad (11)$$

where $y = (\omega/ka_{\parallel})$, $a_{\parallel}^2 = p_{\parallel}/\rho$, $\mathfrak{x}_{\parallel} = 2q^{\parallel}/(p_{\parallel}a_{\parallel})$ and the third, incompressible “thermal” ($\delta p_{\perp}, \delta q^{\perp}$) mode - the CGL entropy wave [26] modified by the heat flux q^{\perp} , with phase velocity [4]

$$a_T^2 = a_{\parallel}^2. \quad (12)$$

From equation (11) it follows that the mode antiparallel to heat flux direction is unstable when $|\mathfrak{x}_{\parallel}| > \mathfrak{x}_{\parallel}^* = \sqrt{2\sqrt{2} - 2} \approx 0.91$ [4, 6, 10].

5. Evolutionarity. General case

In the CGL theory, as well as in the usual MHD, there are two out of seven linearized RH relations which (in the special frame of reference) contain only δv_z and δB_z related to Alfvén perturbations and five remaining linear equations containing other quantities but not δv_z or δB_z . Same property is true for the system under consideration. The linearized equations (1)-(6) of the system of RH relations at the discontinuity split into two independent subsystems - equations (3) and (6) for the amplitudes of disturbances $\delta v_z, \delta B_z$ in Alfvén waves (they do not include perturbation of the discontinuity velocity δD_n and they are independent of other equations) and equations for the amplitudes of disturbances of other quantities related to magnetoacoustic waves. The evolutionarity of the discontinuity in this case is given by the overlapping evolutionarity conditions with respect to magnetoacoustic and Alfvén perturbations [19].

Since linearized equations (7)-(8) obviously contain quantities $\delta q^{\parallel}, \delta q^{\perp}$ (perturbations of heat fluxes) and therefore cannot contain values δv_z and

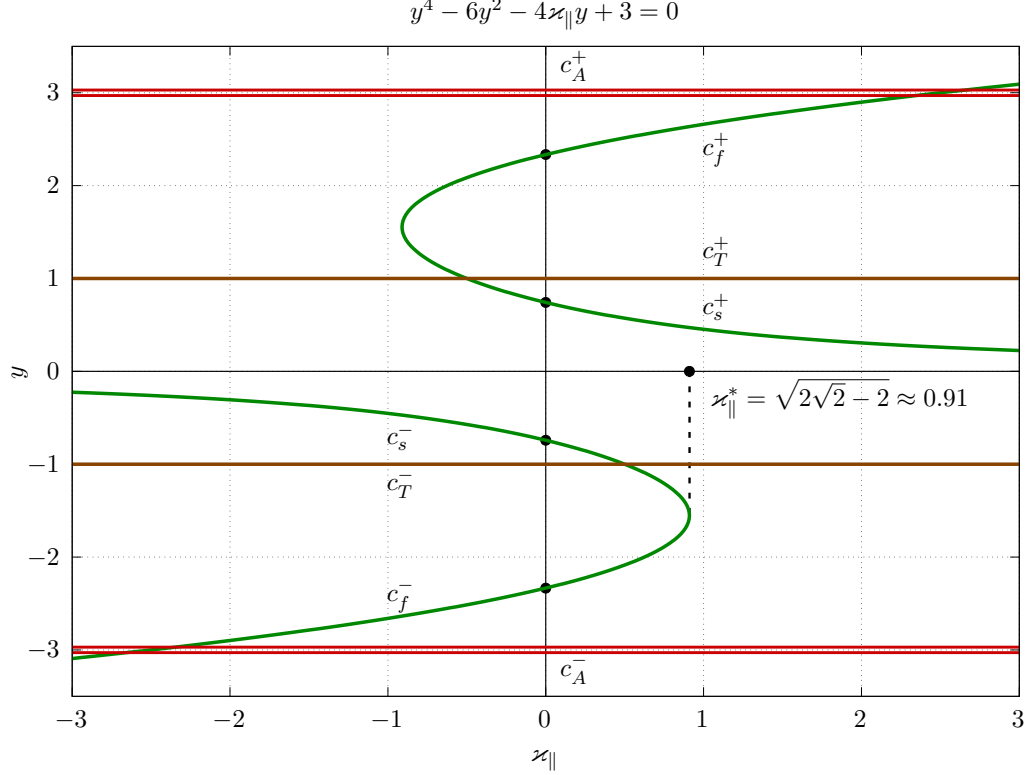


Figure 1: Dimensionless phase velocities $c_i^{\pm} = a_i^{\pm}/a_{\parallel}$ versus dimensionless heat flux \varkappa_{\parallel} for $c_A^{\pm} = \pm 3$.

δB_z alone (or only one of them), related to Alfvén perturbations, the following options for grouping equations affecting the evolutionarity are possible (total number of equations = number of equations for Alfvén waves + number of equations for magnetoacoustic waves + number of equations for heat fluxes):

1) ($9 = 2 + 5 + 2 = 2 + 7$) Both linearized equations (7) and (8) do not contain quantities δv_z , δB_z related to the Alfvén perturbations. In this case, two equations relate amplitudes of the Alfvén waves while seven more equations - amplitudes of the remaining waves. For the evolutionarity with respect to the Alfvén waves, two outgoing waves are required. Seven outgoing waves are required for the magnetoacoustic waves.

2) ($9 = 2 + 5 + 2 = 9$) Both equations (7) and (8) or one of them contains quantities δv_z , δB_z or one of them plus other quantities. In this case, nine equations for amplitudes are not separated and evolutionarity requires nine

waves leaving the front. A detailed discussion of the above two cases (1,2) for $\theta \neq 0$ and corresponding diagrams are given in the Appendix A.

6. Evolutionarity of parallel shock waves

For $\theta = 0$, in the system of nine linear equations $\mathbf{v}_\tau = 0, \mathbf{B}_\tau = 0$, and in addition to the two independent equations for (transverse) Alfvén perturbations δv_z and δB_z , there are two more independent equations for δv_y and δB_y corresponding to the degenerate transverse magnetoacoustic wave, the phase velocity of which coincides with the Alfvén velocity. Since the velocities of these waves coincide, we have the option ($9 = 2 + 5 + 2 = 4 + 5$) of four equations for transverse perturbations (for evolutionarity it is necessary to have four outgoing waves out of eight) and five equations for the remaining quantities (five outgoing waves out of twelve required).

In this particular case the two-parameter solution $Y_\pm(M_1, \varkappa_{\parallel 1})$ of the RH relations was obtained in [10]

$$Y_\pm = \frac{1}{2} + \frac{1}{M_1^2} \pm \sqrt{D}, \quad D = \frac{M_1^4 - 8\varkappa_{\parallel 1}M_1 + 6}{12M_1^4} \quad (13)$$

where $Y = \{u\} = u_2/u_1$, $M_1 = u_1/a_{\parallel 1}$ (“thermal Mach number”) and $\varkappa_{\parallel 1}$ is the dimensionless heat flux. As has been noted above, the phase velocity of one of the transverse magnetoacoustic waves coincides with the Alfvén velocity (the double root of the dispersion equation) and we have four equations for the transverse amplitudes $\delta v_{y,z}$ and $\delta B_{y,z}$ and five equations for the remaining disturbances. The three of five linear modes, namely fast and slow magnetoacoustic and thermal mode can be identified by dimensionless velocities c_f, c_s, c_T ($c_T = \pm 1$, see Fig. 1). Since three waves moving with the stream in front of the shock ($c_{f1}^+, c_{s1}^+, c_{T1}^+$) are always incoming while three similar waves behind the shock front ($c_{f2}^+, c_{s2}^+, c_{T2}^+$) are always outgoing, evolutionarity in relation to these waves requires two more (counter-streaming) outgoing waves out of six on both sides, three on each side. For the two outgoing waves we have three different cases - (2/0), (1/1), (0/2) - according to the number of outgoing waves in front of/behind the shock. As thermal linear wave c_T may be greater ($\varkappa_{\parallel} < 0.5$) or less ($\varkappa_{\parallel} > 0.5$) than the slow magnetoacoustic wave c_s , we will mark the first option by t ($c_T > c_s$), second by s ($c_s > c_T$). Thus, there are two options on each side of the shock front, four for each case, total of twelve different options. Finally, as there are two

solutions of the RH relations for parallel shocks (Y_+ and Y_- shocks), total number of different cases is 24 :

$$\begin{aligned}
(tt/2/0) : a_{s1}^- < u_1 < a_{T1}^- < a_{f1}^- , u_2 < a_{s2}^- < a_{T2}^- < a_{f2}^- [Y_-] \\
(tt/1/1) : a_{s1}^- < a_{T1}^- < u_1 < a_{f1}^- , a_{s2}^- < u_2 < a_{T2}^- < a_{f2}^- \\
(tt/0/2) : a_{s1}^- < a_{T1}^- < a_{f1}^- < u_1 , a_{s2}^- < a_{T2}^- < u_2 < a_{f2}^- [Y_+] \\
\\
(st/2/0) : a_{T1}^- < u_1 < a_{s1}^- < a_{f1}^- , u_2 < a_{s2}^- < a_{T2}^- < a_{f2}^- \\
(st/1/1) : a_{T1}^- < a_{s1}^- < u_1 < a_{f1}^- , a_{s2}^- < u_2 < a_{T2}^- < a_{f2}^- \\
(st/0/2) : a_{T1}^- < a_{s1}^- < a_{f1}^- < u_1 , a_{s2}^- < a_{T2}^- < u_2 < a_{f2}^- [Y_+] \\
\\
(ts/2/0) : a_{s1}^- < u_1 < a_{T1}^- < a_{f1}^- , u_2 < a_{T2}^- < a_{s2}^- < a_{f2}^- [Y_-] \\
(ts/1/1) : a_{s1}^- < a_{T1}^- < u_1 < a_{f1}^- , a_{T2}^- < u_2 < a_{s2}^- < a_{f2}^- \\
(ts/0/2) : a_{s1}^- < a_{T1}^- < a_{f1}^- < u_1 , a_{T2}^- < a_{s2}^- < u_2 < a_{f2}^- \\
\\
(ss/2/0) : a_{T1}^- < u_1 < a_{s1}^- < a_{f1}^- , u_2 < a_{T2}^- < a_{s2}^- < a_{f2}^- \\
(ss/1/1) : a_{T1}^- < a_{s1}^- < u_1 < a_{f1}^- , a_{T2}^- < u_2 < a_{s2}^- < a_{f2}^- [Y_-][Y_+] \\
(ss/0/2) : a_{T1}^- < a_{s1}^- < a_{f1}^- < u_1 , a_{T2}^- < a_{s2}^- < u_2 < a_{f2}^- [Y_+]
\end{aligned} \tag{14}$$

The above conditions can also be displayed in the form of diagrams on (u_1, u_2) plane (Fig. 2). The first condition in each of the above cases also defines a region on the plane of upstream parameters (M_1, \varkappa_1) while second condition defines a region on the plane of downstream parameters (M_2, \varkappa_2) . Using the solution (13) of RH relations the reverse functions can be used to map the downstream state (and thus the second condition) into the upstream state: $(M_2, \varkappa_2) \rightarrow (M_1, \varkappa_1)$ [27]. The intersection of these two regions defines a region of evolutionarity although in some cases the intersection may be empty. The obtained evolutionarity regions are necessary but not sufficient for an evolutionary shock solution to exist. Any evolutionary solution should satisfy one of these conditions, the upstream parameters (M_1, \varkappa_1) should belong to the intersection of these regions. The meaningful solution $Y_{\pm}(M_1, \varkappa_{||1})$ also only exists if $D > 0, Y > 0$ and parallel pressure behind the shock is positive, $P = \{p_{||}\} > 0$. The stability condition $|\varkappa_{||1}| < \varkappa_{||}^*$ (in front of the shock) must be met so that the surrounding plasma was stable

while condition $|\varkappa_{\parallel 2}| < \varkappa_{\parallel}^*$ (behind the shock front) is required for the stationary solutions to exist. Cases with nonempty intersection (evolutionary) are marked in (14) by the Y_{\pm} , corresponding to the type of the shock solution and are also marked by the left-slanted hatching on Fig. 2. The case $(ss/1/1)$ demonstrates the existence of slow ($M_1 \approx c_{s1}^-$) evolutionary stable rarefaction shocks for Y_+ . Slow evolutionary and stable compression Y_- solutions also exist in this region (Fig. 3).

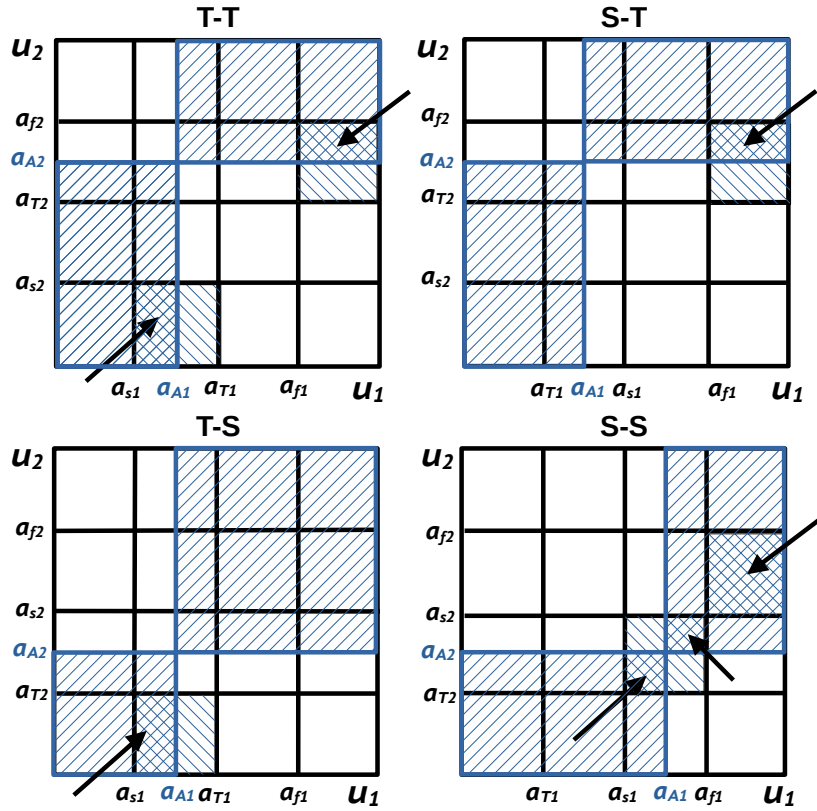


Figure 2: Regions of evolutionarity (double hatching) for parallel shock waves on (u_1, u_2) plane

Since one double (two amplitudes) Alfvén wave behind the shock front is always outgoing, another double outgoing wave is necessary for the evolutionarity with respect to Alfvén waves, either in front or behind the shock

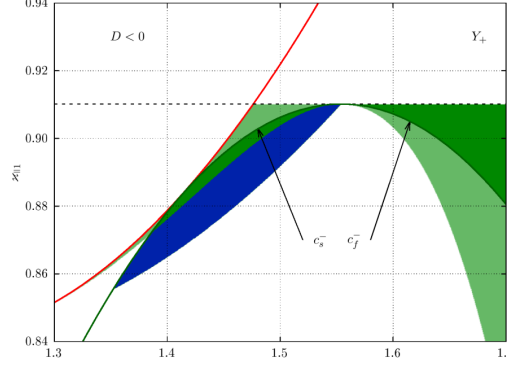


Figure 3: Slow rarefaction evolutionary stable shock waves of Y_+ type (thin dark green region near c_s^-). Dark blue region corresponds to evolutionary rarefaction shock waves with ion-acoustic instability behind the front.

front, which is determined by the following conditions

$$\begin{aligned} u_1 &< a_{A1}, u_2 < a_{A2} \\ u_1 &> a_{A1}, u_2 > a_{A2} \end{aligned} \quad (15)$$

The addition of these regions to (u_1, u_2) diagrams (Fig. 2, right-slanted hatching) defines combined regions of evolutionarity (double-hatching regions).

As has already been noted, using the solution obtained in [10], the parameters of the plasma behind the shock can be expressed in terms of the parameters in front of the shock. In this case, the evolutionarity conditions with respect to Alfvén waves (15) can be explicitly written in the form of conditions on the parameters ahead of the front.

$$M_1^2 \leq A_1^2 \Leftrightarrow M_1^2 \leq \frac{2}{\beta_{\parallel 1}} + \frac{\beta_{\perp 1}}{\beta_{\parallel 1}} - 1 \quad (16)$$

$$M_2^2 \leq A_2^2 \Leftrightarrow M_1^2 \leq \frac{2}{\beta_{\parallel 1}} + \frac{\beta_{\perp 1}}{\beta_{\parallel 1}} \{p_{\perp}\} - 1 \quad (17)$$

where $M_{1,2} = u_{1,2}/a_{\parallel 1,2}$, $A_{1,2} = a_{A1,2}/a_{\parallel 1,2}$ and $\{p_{\perp}\} = p_{\perp 2}/p_{\perp 1}$ is the ratio of perpendicular pressure values at the shock front which is expressed through the parameters ahead of the front [10].

In Fig. 4,5 the evolutionarity regions for Y_- and Y_+ shock waves are shown on the parameter plane $(M_1, x_{\parallel 1})$ separately with respect to magnetoacoustic waves (Fig. 4), and with respect to all waves (i.e. including Alfvén

modes, Fig. 5) when $A_1 = 1.4$ for the Y_- shock wave and $A_1 = 3$ for the Y_+ shock wave. Areas of evolutionarity are shown in dark green/blue colors. For Y_- , compression waves ($Y_- < 1$) with $M_1 > c_s^-$ and $M_1 < 1, M_2 < 1$ or $M_1 > 1, M_2 > 1$ (two areas in dark green color on Fig. 4) are evolutionary and stable, they lie entirely within stability region $|\varkappa_{\parallel,2}| < \varkappa_{\parallel}^*$ (green). Rarefaction Y_- solutions ($Y_- > 1$) are not evolutionary. For Y_+ , the evolutionarity region for compression waves ($Y_+ < 1$) is the dark green and dark blue region but the latter region is unstable behind the front.

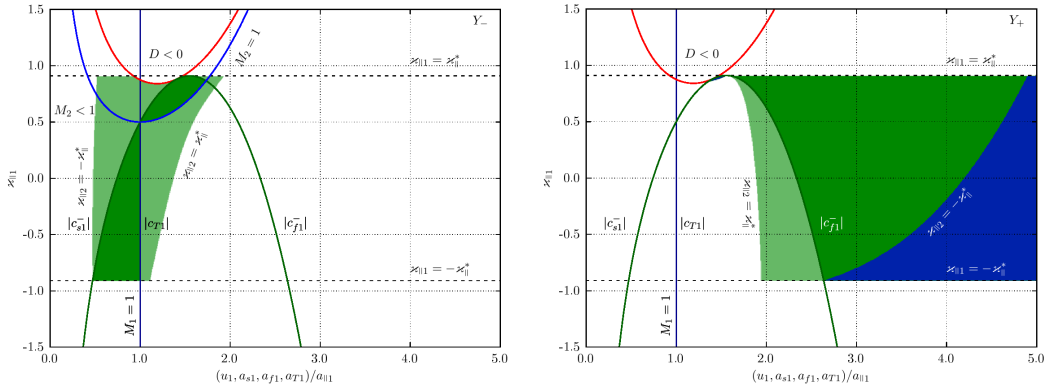


Figure 4: Regions of evolutionarity (dark green/blue) in relation to magnetoacoustic perturbations for Y_- and Y_+ shock waves. Stable evolutionary shocks are in dark green.

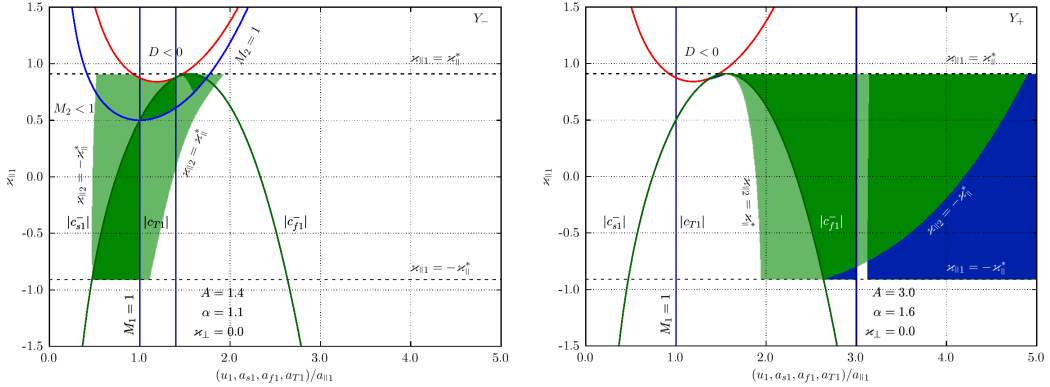


Figure 5: Regions of evolutionarity (dark green/blue) in relation to magnetoacoustic and Alfvén perturbations for Y_- and Y_+ shock waves. Stable evolutionary shocks are in dark green.

7. Results

Boundary conditions at the shock front are considered for the system of MHD equations describing collisionless anisotropic plasma with heat fluxes (8-moment approximation). For the boundary conditions related to the heat fluxes, their general functional dependence on variables was used and possible cases of such dependence affecting evolutionarity were considered. For several special cases, conditions for the evolutionarity of shock waves are obtained in the form of relations for the plasma flow velocity in front of the shock (u_1) and behind it (u_2) and corresponding diagrams on the plane (u_1, u_2) are presented. The evolutionarity of super-Alfvénic and sub-Alfvénic shock waves, which can have different velocities with respect to the phase velocities of magnetoacoustic waves, is shown.

For parallel shock waves, when one of the magnetoacoustic waves degenerates into a transverse Alfvén wave, conditions for their evolutionarity are obtained and, using previously obtained solution for jumps in quantities at the front of these shock waves, these conditions are expressed in terms of parameters ($M_1, \alpha_{\parallel 1}$) of the plasma in front of the shock. Evolutionarity conditions are satisfied for the fast compression shock waves $M_1 > c_f$ and for the slow compression shock waves for which flow velocity is below ($M_1 < c_{T1}, M_2 < c_{T2}$) or above ($M_1 > c_{T1}, M_2 > c_{T2}$) thermal velocity c_T both in front and behind shock front. Slow ($M_1 \approx c_s$) rarefaction shock waves are also found to be evolutionary and stable in a restricted region of parameters.

8. Conclusions

The regions of evolutionarity of MHD shock waves in collisionless plasma with heat fluxes are determined which allow for the existence of super-Alfvénic and sub-Alfvénic shock waves. Five linear waves existing in this MHD model for different values of the magnetic field allows one to classify shock waves as slow, intermediate and fast. For the previously found solution for parallel shock wave an overlap of the regions of stability and evolutionarity is determined and shown on the plane of parameters in front of the shock front.

Appendix A. General case ($\theta \neq 0$)

Below, when describing magnetoacoustic waves, we use the notation from [4].

Case 1. ($9 = 2 + 7$). The evolutionarity condition requires that there were two outgoing Alfvén waves and seven outgoing magnetoacoustic waves. Since behind the shock front one Alfvén wave is always outgoing, the condition for two outgoing Alfvén waves correspond to the following conditions

1.1) $u_1 < a_{A1}, u_2 < a_{A2}$ - second outgoing Alfvén wave ahead of the front

1.2) $u_1 > a_{A1}, u_2 > a_{A2}$ - second outgoing Alfvén wave behind the front

In the same way, four magnetoacoustic waves behind the shock front propagating downstream, are outgoing, so the following inequalities correspond to the existence of three additional outgoing magnetoacoustic waves

1.3) $a_{s1} < u_1 < a_{Ib1}, u_2 < a_{s2}$ - three outgoing waves (I_{a1}, I_{b1}, F_1) in front of the shock, no outgoing waves behind the shock (the variant of 3/0, 3 fastest waves in front of the shock).

1.4) $a_{Ib1} < u_1 < a_{Ia1}, a_{s2} < u_2 < a_{Ib2}$ - two outgoing waves in front (I_{b1}, F_1), one behind the front (S_2) (the variant of 2/1, 2 fastest waves in front, 1 slowest behind the front).

1.5) $a_{Ia1} < u_1 < a_{f1}, a_{Ib2} < u_2 < a_{Ia2}$ - one outgoing wave in front (F_1), two outgoing waves behind the front (S_2, I_{b2}) (the variant of 1/2, 1 fastest wave in front, 2 slowest waves behind the front).

1.6) $a_{f1} < u_1, a_{Ia2} < u_2 < a_{f2}$, - no outgoing waves in front, three outgoing waves behind the front (S_2, I_{b2}, I_{a2}), (the variant 0/3, 3 slowest waves behind the front).

In the diagrams Fig. A.6, A.7, A.8, A.9 regions of evolutionarity on the plane (u_1, u_2) correspond to the regions of intersecting hatchings in the rectangles determined by the above conditions. Point A defines position of Alfvén velocities in front of the shock wave front and behind it. In total, taking into account that $a_A \leq a_f$, we have 16 options for the location of point A. The diagrams give only general idea of the 56 regions of evolutionarity of the shock wave since wave velocities behind the shock front depend on the parameters in front of the shock and in general case such dependence is unknown.

On Fig. A.6 evolutionarity regions include fast ($u_1 > a_{f1}$) and intermediate ($a_{s1} < u_1 < a_{f1}$) superalfvenic shock waves ($u_1 > a_{A1}$), On Fig. A.7, A.8, A.9 – fast and intermediate superalfvenic and intermediate subalfvenic ($u_1 < a_{A1}$) shock waves.

Case 2. ($9 = 2 + 5 + 2 = 9$) For the evolutionarity, nine outgoing waves are

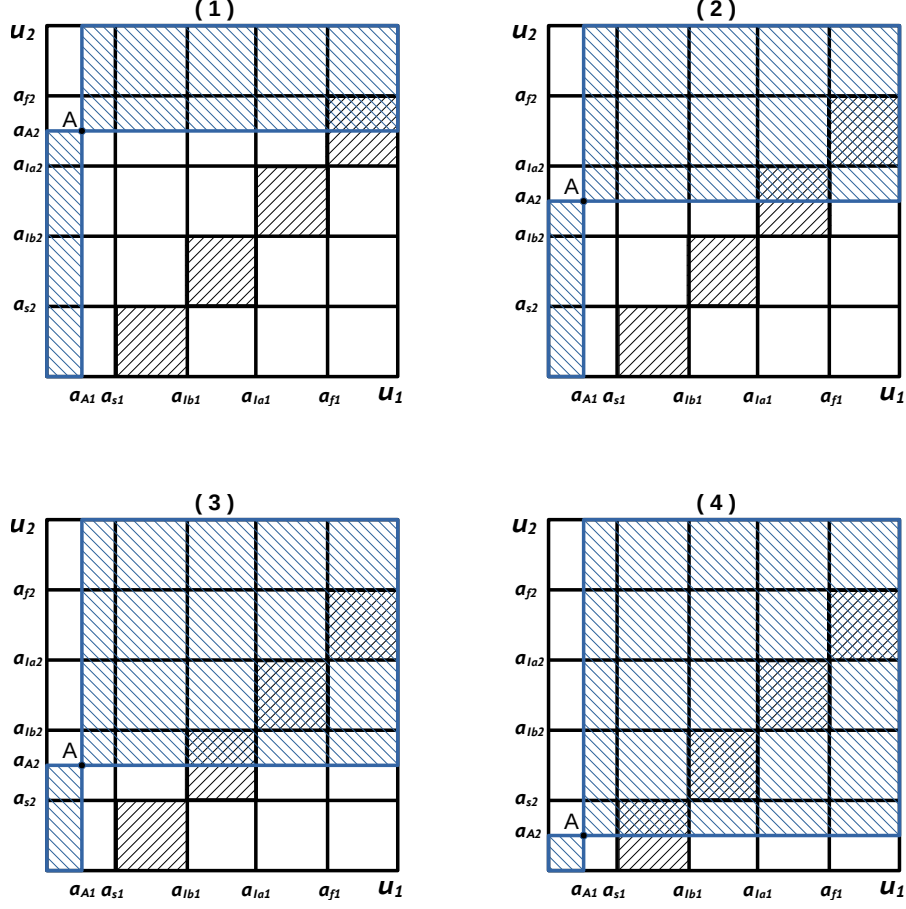


Figure A.6: 1-4

required since Alfvén and magnetoacoustic waves in this case do not separate. Five waves behind the front are always outgoing, additional four outgoing waves are needed. Possible options are 4/0, 3/1, 2/2, 1/3 and 0/4 (fastest in front of the shock/slowest behind the shock). Since phase velocities of magnetoacoustic waves have well-defined relative positions and phase velocity of the Alfvén wave relative to them can take any value provided $a_A \leq a_f$, there are 80 different options that affect the evolutionarity (16 options for the position of point A as in Case 1, each having 5 options for outgoing waves - 4/0, 3/1, 2/2, 1/3 and 0/4). All these cases can be considered by analogy

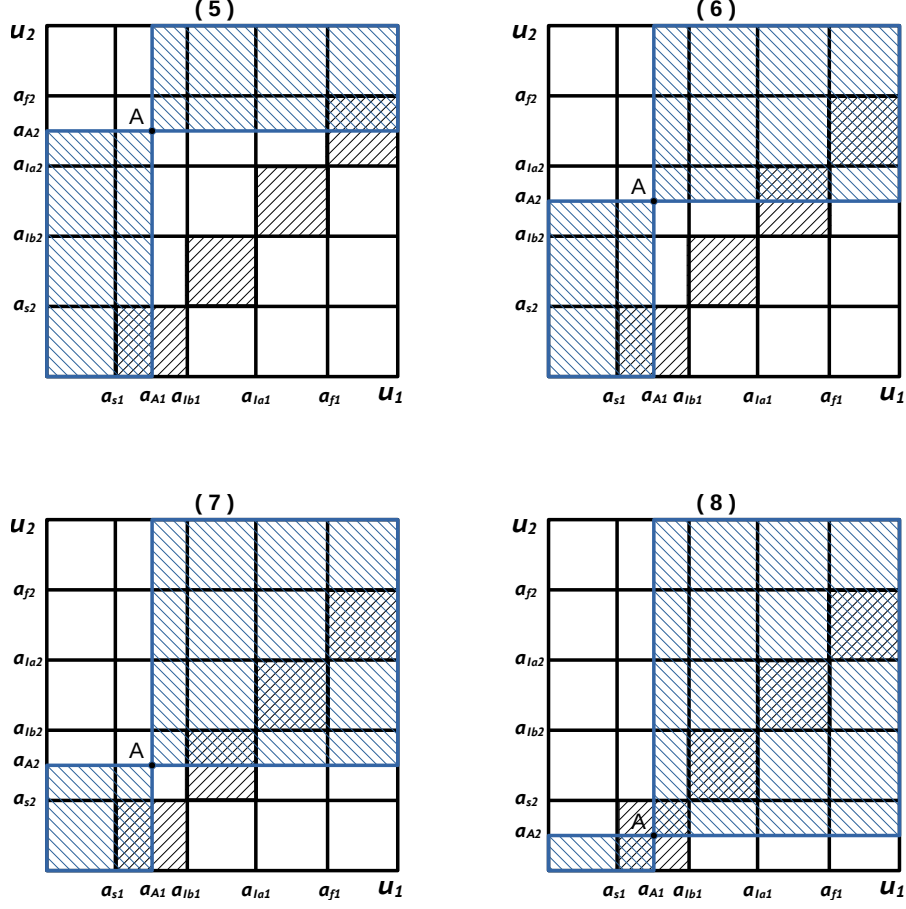


Figure A.7: 5-8

with Case 1 so we will not present all of them here. We shall only present two extreme cases - low Alfven velocity in front of the shock and high Alfven velocity behind the front (Case 2.1) and vice versa (Case 2.2).

Case 2.1. $a_{A1} < a_{s1}, a_{Ia2} < a_{A2} < a_{F2}$

Variant 2.1.1. (4/0)

$a_{A1} < u_1 < a_{s1}$ four outgoing waves in front

$u_2 < a_{s2}$ no additional outgoing waves behind the front

Variant 2.1.2. (3/1)

$a_{s1} < u_1 < a_{Ib1}$, three outgoing waves in front

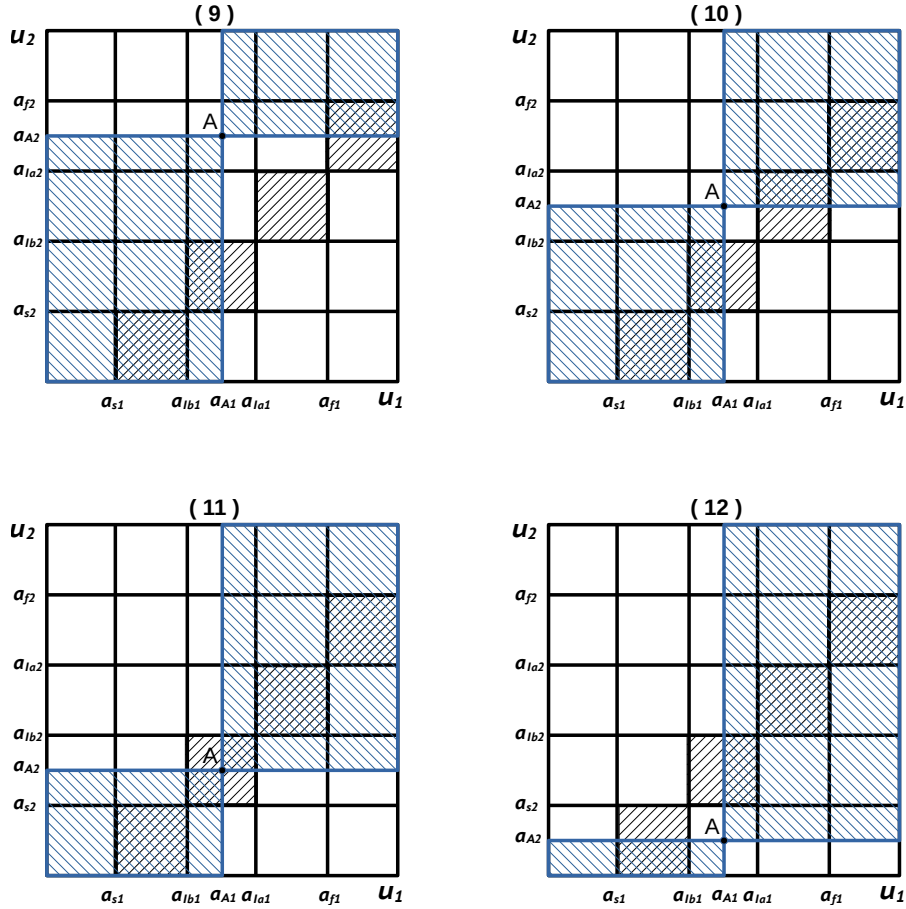


Figure A.8: 9-12.

- $a_{s2} < u_2 < a_{Ib2}$ one additional outgoing wave behind the front
- Variant 2.1.3. (2/2)
- $a_{Ib1} < u_1 < a_{Ia1}$ two outgoing waves in front of the shock
- $a_{Ib2} < u_2 < a_{Ia2}$ two additional outgoing waves behind the front
- Variant 2.1.4. (1/3)
- $a_{Ia1} < u_1 < a_{f1}$, one outgoing wave in front
- $a_{Ia2} < u_2 < a_{A2}$ three additional outgoing waves behind the front
- Variant 2.1.5. (0/4)
- $a_{f1} < u_1$ no outgoing waves in front

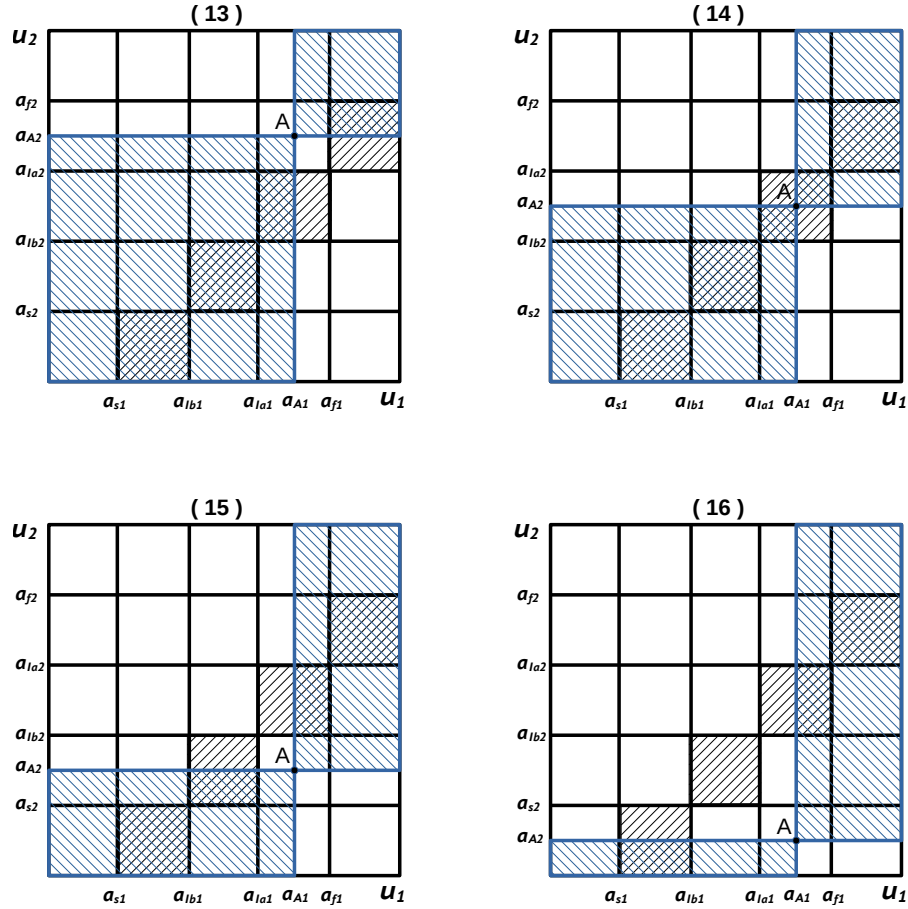


Figure A.9: 13-16

$a_{A2} < u_2 < a_{f2}$ four additional outgoing waves behind the front

Case 2.2. $a_{Ia1} < a_{A1} < a_{f1}, a_{A2} < a_{s2}$

Variant 2.2.1. (4/0)

$a_{s1} < u_1 < a_{Ib1}$, four outgoing waves in front

$u_2 < a_{A2}$ no additional outgoing waves behind the front

Variant 2.2.2. (3/1)

$a_{Ib1} < u_1 < a_{Ia1}$ three outgoing waves in front

$a_{A2} < u_2 < a_{s2}$ one additional wave behind the front

Variant 2.2.3. (2/2)

$a_{Ia1} < u_1 < a_{A1}$ two outgoing waves in front

$a_{s2} < u_2 < a_{Ib2}$ two additional outgoing waves behind the front

Variant 2.2.4. (1/3)

$a_{A1} < u_1 < a_{f1}$, one outgoing wave in front

$a_{Ib2} < u_2 < a_{Ia2}$ three additional outgoing waves behind the front

Variant 2.2.5. (0/4)

$a_{f1} < u_1$ no outgoing waves in front

$a_{Ia2} < u_2 < a_{f2}$ four additional outgoing waves behind the front

On Fig. A.10 double hatching show areas of evolutionarity for the cases 2.1 and 2.2 In the general case, for a shock wave propagating at an arbitrary

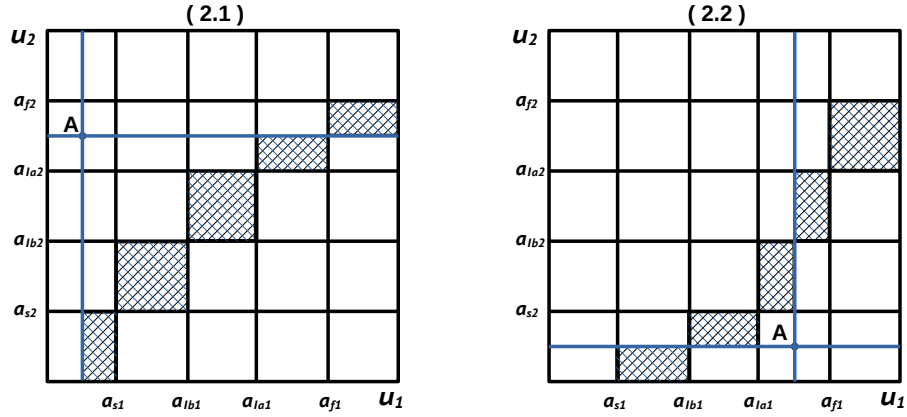


Figure A.10: Cases 2.1, 2.2

angle to the background magnetic field, the identification of wave modes and their speeds, as well as the relationship between them, depend on various plasma parameters. The above evolutionarity analysis was performed in the most general form – the boundaries of the regions in the diagrams are shown schematically, since all quantities along the vertical axis depend on u_1 and other quantities ahead of the front.

References

- [1] A. J. Hundhausen, Direct observations of solar-wind particles, Space Science Reviews 8 (1968) 690–749.

- [2] Y. C. Whang, Higher moment equations and the distribution function of the solar-wind plasma, *J. Geophys. Res.* 76 (31) (1971) 7503–7507.
- [3] V. N. Oraevskii, R. Chodura, W. Feneberg, Hydrodynamic equations for plasmas in strong magnetic fields—I. collisionless approximation, *Plasma Physics* 10 (1968) 819–828.
- [4] T. Namikawa, H. Hamabata, Propagation of hydromagnetic waves through a collisionless, heat-conducting plasma, *J. Plasma Phys.* 26 (part 1) (1981) 95–121.
- [5] V. N. Oraevskii, Y. V. Konikov, G. V. Khazanov, Transport Processes in the Anisotropic Near-Earth Plasma [in Russian], Nauka, Moscow, 1985.
- [6] V. Y. Zakharov, Small-amplitude waves in a magnetized collisionless plasma [in russian], in: *Magnetohydrodynamics of a Collisionless Plasma in a Strong Magnetic Field*, MSU, Moscow, 1988, pp. 48–70.
- [7] J. J. Ramos, Dynamic evolution of the heat fluxes in a collisionless magnetized plasma, *Phys. Plasmas* 10 (9) (2003) 3601–3607. doi:<https://doi.org/10.1063/1.1595648>.
- [8] V. D. Kuznetsov, N. S. Dzhalilov, Sixteen-moment approximation for a collisionless space plasma: Waves and instabilities, *Plasma Physics Reports* 35 (11) (2009) 962–975. doi:<https://doi.org/10.1134/S1063780X09110063>.
- [9] M. R. Barkhudarov, V. Y. Zakharov, Study of small magnetohydrodynamic disturbances in collisionless plasma [in russian], *Vestn. Mosk. Univ. Ser. 1 Mat. Mech* (4) (1987) 82–86.
- [10] V. D. Kuznetsov, A. I. Osin, On the parallel shock waves in collisionless plasma with heat fluxes, *Phys. Lett. A* 382 (31) (2018) 2052–2054. doi:<https://doi.org/10.1016/j.physleta.2018.05.029>.
- [11] V. D. Kuznetsov, A. I. Osin, On the shock induced instabilities in collisionless plasma, *Phys. Lett. A* 384 (12) (2020) 126346. doi:<https://doi.org/10.1016/j.physleta.2020.126346>.
- [12] Y. M. Lynn, Discontinuities in an anisotropic plasma, *Phys. Fluids* 10 (10) (1967) 2278–2280. doi:<https://doi.org/10.1063/1.1762025>.

- [13] S. Morioka, J. R. Spreiter, Evolutionary conditions for shock waves in collisionless plasma and stability of the associated flow, *J. Plasma Phys.* 2 (3) (1968) 449–463. doi:<https://doi.org/10.1017/S0022377800003937>.
- [14] F. M. Neubauer, Jump relations for shocks in an anisotropic magnetized plasma, *Z. Physik* 237 (1970) 205–223.
- [15] V. Y. Zakharov, Possibility of rarefaction shocks in anisotropic plasma, *Fluid Dynamics* 24 (4) (1989) 625–628. doi:<https://doi.org/10.1007/BF01052429>.
- [16] V. B. Baranov, M. D. Kartalev, Evolutionality of shock waves in the Chew – Goldberger – Low approximation, *Fluid Dynamics* 7 (6) (1972) 1028–1030. doi:<https://doi.org/10.1007/bf01176127>.
- [17] A. I. Akhiezer, G. I. Liubarskii, R. V. Polovin, The stability of shock waves in magnetohydrodynamics, *Sov. Phys. JETP* 35(8) (3) (1959) 507–511.
- [18] V. M. Kontorovich, On the interaction between small disturbances and discontinuities in magnetohydrodynamics and on the stability of shock waves, *Sov. Phys. JETP* 35(8) (5) (1959) 851–858.
- [19] S. I. Syrovatskii, The stability of shock waves in magnetohydrodynamics, *Sov. Phys. JETP* 35(8) (6) (1959) 1024–1027.
- [20] A. I. Akhiezer, *Plasma Electrodynamics*, Vol. 1 and 2, Pergamon Press, Oxford, 1975.
- [21] A. G. Kulikovskiy, G. A. Liubimov, *Magnetohydrodynamics*, Addison-Wesley, 1965.
- [22] R. V. Polovin, V. P. Demutskii, *Fundamentals of Magnetohydrodynamics*, Springer, New York, 1990.
- [23] D. S. Colburn, C. Sonett, Discontinuities in the solar wind, *Space Science Rev.* 5 (1966) 439–506.
- [24] J. K. Chao, Interplanetary collisionless shock waves, Rep. CSR TR–70–3, Mass. Inst. of Technol., Cent. for Space Res., Cambridge (1970).

- [25] R. P. Lepping, P. Argentiero, Single spacecraft method of estimating shock normals, *J. Geophys. Res.* 76 (19) (19) 4349–4359.
- [26] B. Abraham-Shrauner, Propagation of hydromagnetic waves through an anisotropic plasma, *J. Plasma Phys.* 1 (3) (1967) 361–378.
- [27] V. D. Kuznetsov, A. I. Osin, Heat fluxes in collisionless magnetohydrodynamic shock waves, *Geomagnetism and Aeronomy* 60 (7) (2020) 804–810. doi:<https://doi.org/10.1134/S0016793220070154>.