

FedRec+: Enhancing Privacy and Addressing Heterogeneity in Federated Recommendation Systems

Lin Wang, Zhichao Wang, Xi Leng, Xiaoying Tang

Abstract—Preserving privacy and reducing communication costs for edge users pose significant challenges in recommendation systems. Although federated learning has proven effective in protecting privacy by avoiding data exchange between clients and servers, it has been shown that the server can infer user ratings based on updated non-zero gradients obtained from two consecutive rounds of user-uploaded gradients. Moreover, federated recommendation systems (FRS) face the challenge of heterogeneity, leading to decreased recommendation performance. In this paper, we propose FedRec+, an ensemble framework for FRS that enhances privacy while addressing the heterogeneity challenge. FedRec+ employs optimal subset selection based on feature similarity to generate near-optimal virtual ratings for pseudo items, utilizing only the user’s local information. This approach reduces noise without incurring additional communication costs. Furthermore, we utilize the Wasserstein distance to estimate the heterogeneity and contribution of each client, and derive optimal aggregation weights by solving a defined optimization problem. Experimental results demonstrate the state-of-the-art performance of FedRec+ across various reference datasets.

I. INTRODUCTION

Recommender systems have experienced significant advancements in recent years, enabling personalized recommendations for users [28]. However, traditional centralized recommender systems raise concerns about privacy leakage and data integration limitations, as they rely on a central server to store user data [21; 17]. On the other hand, federated learning (FL) is a distributed learning scheme that ensures privacy preservation by allowing participants to collaboratively train a machine learning model without sharing data [14]. The combination of federated learning and recommendation systems gives rise to federated recommendation systems (FRS), offering a promising solution for privacy-preserving recommendations [22].

FRS addresses privacy and data security concerns by decentralizing the recommendation process. User data remains localized on individual devices or servers, and models are trained locally without sharing data. This decentralized approach enhances user privacy and fosters trust. Various approaches, such as federated matrix factorization [1; 12], federated collaborative filtering [4; 5], and federated deep learning [15], distribute the training process across each local parity and aggregate gradients on a central server.

However, privacy preservation remains a major challenge in FRS. Although data decentralization reduces privacy risks

compared to conventional data-center training, transmitted gradients between parties can still leak user privacy [26]. To address this, various privacy protection mechanisms, including pseudo items [10], homomorphic encryption [2; 11], secret sharing [11], and differential privacy [4; 26], have been incorporated into FRS. Pseudo-item method, in particular, has gained attention due to its low computation and communication costs. By uploading gradients of both interacted and randomly sampled unrated items, Pseudo items prevent the server from inferring user interactions, as shown in Figure 2. However, existing pseudo-item methods suffer from limitations such as introducing significant noise or imposing high communication burdens [10; 9].

Another challenge in FRS is the heterogeneity across local datasets and models, which complicates the aggregation of local recommendations into a coherent global recommendation [6].

Therefore, in this work, we are primarily interested in addressing two challenges in FRS: (1) *Design an effective pseudo items method that is low noise as well as low communication cost.* (2) *Design an aggregation algorithm to address the heterogeneity challenge in FRS.* To effectively address these challenges, we propose an innovative framework called **FedRec+**, which includes an improved pseudo items method that uses feature similarity to select a subset for virtual rate assignment and an optimal aggregation strategy based on the Wasserstein Distance, as illustrated in Figure 1. FedRec+ effectively preserves client privacy with low computation and communication costs and alleviates the heterogeneity problem in FRS. FedRec+ guarantees convergence with a controllable noise term.

The contributions of this paper are summarized as follows:

- We propose FedRec+, a privacy-enhancing FRS algorithm with explicit feedback. FedRec+ utilizes feature similarity to generate low-noise pseudo items and incorporates an optimal aggregation strategy derived from the Wasserstein distance between the global and local models to address the statistical heterogeneity problem.
- We provide a convergence analysis of FedRec+, demonstrating a convergence rate of $\mathcal{O}(\frac{1}{\sqrt{T}} + \frac{1}{T})$. This analysis explicitly highlights the impact of the pseudo-item method and the Wasserstein Distance based aggregation method on the convergence results.
- We evaluate FedRec+’s performance using public datasets and find that it excels in recommendation performance. Additionally, our ablation study explores the impact of the number of pseudo items.

The authors are with the School of Science and Engineering, The Chinese University of Hong Kong (Shenzhen), Shenzhen 518172, China (email: linwang1.zhichaowang, xileng@link.cuhk.edu.cn, tangxiaoying@cuhk.edu.cn).

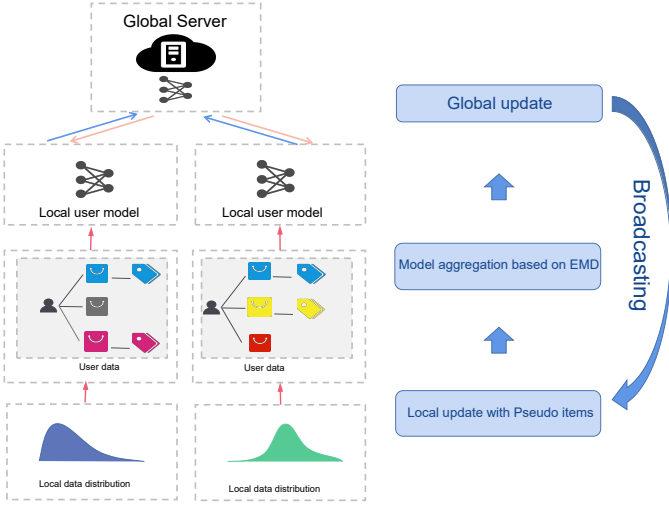


Fig. 1: **Framework of FedRec+**. FedRec+ consists of a privacy-preserving component and a dynamic aggregation component. Specifically, (1) it incorporates an enhanced pseudo-items method to safeguard the privacy of interacted items, and (2) it employs an optimal aggregation strategy to address the heterogeneity challenge.

A. Related Work

Several works have explored the use of federated learning in the context of recommendation systems. [1] propose a federated collaborative filtering method for recommendation systems. Other works that follow this line of research include [4; 15; 5]. Additionally, deep learning-based FedRS models have been proposed to leverage user data while ensuring privacy compliance [26].

a) FRS with Pseudo Items: To address privacy concerns in FRS, the use of pseudo items has been proposed. [10] Introduce the concept of pseudo items to protect users' interacted information. However, the vanilla approach of randomly selecting unrated items as pseudo items introduces significant noise. [9] Divide clients into different groups, where one group records the gradients of unrated items uploaded by another group, effectively reducing the noise caused by unrated items. However, this approach requires additional communication and storage costs between users, which can lead to privacy leakage issues [13]. [11] Combine secret sharing and pseudo items mechanisms to provide stronger privacy guarantees, while [26] combine pseudo items and Local Differential Privacy (LDP) mechanisms to protect user interaction behaviors and ratings in FRS. However, none of these methods effectively address the challenge of large noise from pseudo items while maintaining a low communication cost. In this paper, we propose FedRec+ that leverages each client's own data information to select optimal unrated items, minimizing noise without requiring communication between users.

b) FRS with Aggregation: While aggregation algorithms for federated learning (FL) have been extensively studied for various purposes such as convergence acceleration [24; 3], fairness enhancement [25], and robustness improvement [19], limited research has been conducted on aggregation algorithms specifically tailored for FRS. [18] Propose FedFast, a federated recommendation model with improved aggregation and update

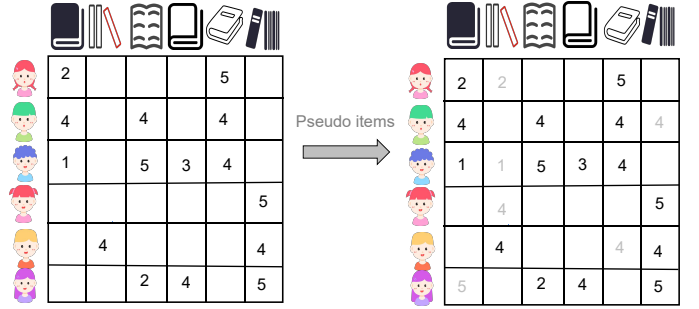


Fig. 2: **Illustration of pseudo-item method.** To maintain privacy during rating data gradient uploads, the gradients of rated and unrated items are mixed to prevent privacy leaks, safeguarding sensitive information and ensuring privacy protection.

policies. However, there has been no dedicated work addressing the heterogeneity problem in FRS from an aggregation perspective. In this paper, we propose an aggregation algorithm for FRS that utilizes Wasserstein Distance to constrain the objective, effectively tackling the heterogeneity challenge.

II. SYSTEM MODEL AND ALGORITHM

In this section, we first state the problem setup (Sec II-A), and after explaining the FedRec+ algorithm 1 (Sec II-B and Sec II-C), we present our theoretical result along with the underlying assumptions (Sec III).

Notations: Following the commonly used notations in probabilistic matrix factorization [7], the rating of a user u to an item i is calculated as the inner product of their latent feature vectors, i.e., $\hat{r}_{ui} = \mathbf{U}_u \mathbf{V}_i^\top$, where $\mathbf{U}_u \in \mathbb{R}^{1 \times d}$ and $\mathbf{V}_i \in \mathbb{R}^{1 \times d}$ are the latent feature vectors of user u and item i , respectively. The ground-truth rating of item i by user u is denoted as r_{ui} . The sets of rated and unrated items for user u are represented as \mathcal{I}_u and \mathcal{I}'_u , respectively. The local and global learning rates are denoted as η_L and η , respectively. $b \in [0, B]$ and $k \in [0, K]$ are local batch and local epoch respectively. Boldface characters are used to represent vectors.

A. Problem Setup

Before presenting our approach, we provide an overview of the federated matrix factorization (FedMF) algorithm.

In a recommender system, the goal is to fill in missing values of a rating matrix $\mathbf{R} \in \mathbb{R}^{n \times m}$. Matrix factorization (MF) is a widely used approach that decomposes the matrix into two low-rank matrices. The rating r_{ui} that user u gives to item i can be approximated as:

$$\hat{r}_{ui} = \mathbf{U}_u \mathbf{V}_i^\top, \quad (1)$$

where \mathbf{V}_i represents the latent factors of item i , and \mathbf{U}_u represents the latent factors of user u . The latent factors are learned by minimizing a loss function that incorporates the known ratings and regularization terms:

$$\min_{\mathbf{V}_i, \mathbf{U}_u} \frac{1}{2} \sum_{(u,i) \in \mathcal{I}_{u,i}} (r_{ui} - \mathbf{U}_u \mathbf{V}_i^\top)^2 + \lambda (\|\mathbf{V}_i\|_2^2 + \|\mathbf{U}_u\|_2^2), \quad (2)$$

where $\mathcal{I}_{u,i}$ represents the set of user-item pairs with known ratings, and λ is the regularization coefficient. Stochastic gradient descent is utilized to update each parameter:

$$\mathbf{V}_i \leftarrow \mathbf{V}_i - \eta_L \cdot (\lambda \cdot \mathbf{V}_i - e_{ui} \cdot \mathbf{U}_u), \quad (3)$$

$$\mathbf{U}_u \leftarrow \mathbf{U}_u - \eta_L \cdot (\lambda \cdot \mathbf{U}_u - e_{ui} \cdot \mathbf{V}_i), \quad (4)$$

where $e_{ui} = r_{ui} - \mathbf{U}_u \mathbf{V}_i^\top$ is the prediction error, and η_L is the local learning rate.

The vanilla FedMF algorithm [1] extends MF to a federated setting. In FedMF, the item latent factors $\{\mathbf{V}_i\}_{i \in \mathcal{I}}$ are stored on the central server, while each user's latent factors \mathbf{U}_u are kept on the local party. The training process consists of the following steps, which are repeated until the convergence of model parameters: (1) The local party downloads item i 's latent factors \mathbf{V}_i from the server. (2) The local party updates the user's latent factors \mathbf{U}_u using its private local data \mathbf{r}_u . (3) The local party computes the gradients of each item's latent factors $\mathbf{g}_{ui} = \lambda \cdot \mathbf{V}_i - e_{ui} \cdot \mathbf{U}_u$ with \mathbf{r}_u and the updated \mathbf{U}_u . (4) The local party sends \mathbf{g}_{ui} to the server. (5) The server aggregates the gradients $\sum_{u \in \mathcal{U}} \mathbf{g}_{ui}$ and updates \mathbf{V}_i .

However, the vanilla FedMF algorithm suffers from privacy leakage due to the transmitted gradients. The server continuously receives the gradients of the item i 's latent vector from user u at step $t-1$ and step t :

$$\mathbf{g}_{u,i}^{t-1} = \lambda \cdot \mathbf{V}_i^{t-1} - e_{ui}^{t-1} \cdot \mathbf{U}_u^{t-1}, \quad (5)$$

$$\mathbf{g}_{u,i}^t = \lambda \cdot \mathbf{V}_i^t - e_{ui}^t \cdot \mathbf{U}_u^t, \quad (6)$$

where \mathbf{V}_i^{t-1} and \mathbf{V}_i^t represent the item i 's latent factors at step $t-1$ and step t respectively, and \mathbf{U}_u^{t-1} and \mathbf{U}_u^t represent the user u 's latent factors at step $t-1$ and step t respectively. The server also knows the update rule for the user's latent factors:

$$\mathbf{U}_u^t = \mathbf{U}_u^{t-1} + \gamma \cdot \sum_{i \in \mathcal{I}_u} (\lambda \cdot \mathbf{U}_u^{t-1} - e_{ui}^t \cdot \mathbf{V}_i^t), \quad (7)$$

where \mathcal{I}_u represents the set of items that user u has rated. Combining these equations, the server can solve for the unknown variables, revealing private raw ratings of each user [8].

To address the gradient leakage problem of vanilla FedMF, several secure FedMF algorithms have been proposed. One such algorithm is FedRec [10], which introduces a hybrid filling (HF) strategy to randomly sample unrated items and mix them with rated items. The stochastic gradient descent of FedRec is as follows:

$$\nabla V^{\text{HF}}(u, i) = \begin{cases} (\mathbf{U}_u \cdot \mathbf{V}_i^T - r_{ui}) \mathbf{U}_u + \lambda \mathbf{V}_i, & y_{ui} = 1, \\ (\mathbf{U}_u \cdot \mathbf{V}_i^T - r'_{ui}) \mathbf{U}_u + \lambda \mathbf{V}_i, & y_{ui} = 0. \end{cases} \quad (8)$$

where r_{ui} and r'_{ui} are the true observed rating and the virtual rating of user u to item i , respectively.

While FedRec ensures privacy protection in rating prediction, the random sampling of items in the hybrid filling strategy introduces noise to the recommendation model, leading to potential performance impacts. This serves as the motivation to develop a lossless version of FedRec, which is crucial for practical deployment in real-world applications.

B. Feature similarity for pseudo items

While FedRec ensures privacy protection in rating prediction, the hybrid filling strategy, which involves randomly sampling items, introduces noise that impacts performance. To address this, we aim to design a low-noise scheme for assigning rates to unrated items.

Inspired by feature selection techniques utilizing feature similarity [16], we aim to select items with characteristics most similar to the rated items for assigning virtual rates. Feature similarity enables the exploration of hidden relationships in the feature space among recommended items [20]. For instance, assuming that some unrated items in the dataset share similar features with rated items having a specific score, the virtual scores of these similar unrated items would be close to that specific score. To reduce noise while maintaining privacy protection, we selectively choose pseudo items that closely align with a user's existing ratings for hybrid filling.

To learn user and item features, we employ an encoder. For instance, let $E_r = \text{Encoder}(\mathbf{V}_i^r)$ represent the feature of a rated item and $E_{un} = \text{Encoder}(\mathbf{V}_i^{un})$ represent the feature of an unrated item. We calculate the cosine similarity between these features. Considering $E_r = [x_1, x_2, \dots, x_n]$ and $E_{un} = [y_1, y_2, \dots, y_n]$, the cosine similarity θ measures the angle between the two vectors and is defined as follows:

$$\text{Sim}(E_r, E_{un}) = \cos \theta = \frac{\sum_{i=1}^n (x_i \cdot y_i)}{\sqrt{\sum_{i=1}^n x_i^2} \cdot \sqrt{\sum_{i=1}^n y_i^2}}. \quad (9)$$

By selecting the top-k unrated items with the most similar features to the scored items, we obtain low-noise pseudo items. These virtual rates, based on latent relationships in the item feature space, introduce less noise compared to randomly assigned scores or randomly averaged virtual scores.

C. Wasserstein Distance for Aggregation

In this section, we present the derivation of aggregation weights based on Wasserstein distance to address the challenge of statistical heterogeneity in FRS, as depicted in Figure 3.

Wasserstein distance [23] is a metric on probability distributions inspired by the problem of optimal transport. It is particularly suitable for measuring high-dimensional distributions, even in the absence of overlap. It quantifies the dissimilarity between local models and the global model. Wasserstein distance of two distribution μ and ν is defined as:

$$\mathcal{W}_p(\mu, \nu) = \inf_{\gamma \in \Gamma(\mu, \nu)} \mathbb{E}_{(\mathbf{x}, \mathbf{y}) \sim \gamma} [\|\mathbf{x} - \mathbf{y}\|_p], \quad (10)$$

which generally lacks a closed-form solution. However, if we consider the L2-norm as the geometric metric and simplify the

Algorithm 1 FedRec+

Require: Initialize the model parameters \mathbf{V}_i , \mathbf{U}_u , global and local learning rate η and η_L , number of training rounds T .

Ensure: Trained model \mathbf{V}_i and \mathbf{U}_u

- 1: **for** $t = 1, \dots, T$ **do**
- 2: **for** Each client $u \in U$, in parallel **do**
- 3: Sample top-k unrated items \mathcal{I}'_u based on feature similarity (9) and assign them virtual rates.
- 4: **for** $k = 0, \dots, K - 1$ **do**
- 5: Update the user's latent factors \mathbf{U}_u using (4), average on both rated and unrated items.
- 6: Get gradients $\mathbf{g}_{u,i}^{t,k}$ (6) from both the selected unrated and rated items $i \in \mathcal{I} \cup \mathcal{I}'$.
- 7: Local update: $\mathbf{V}_u^{t,k+1} = \mathbf{V}_u^{t,k} - \eta_L \mathbf{g}_{u,i}^{t,k}$.
- 8: Send $\Delta_t^i = \mathbf{V}_i^{t,K} - \mathbf{V}_i^{t,0} = -\eta_L \sum_{k=0}^{K-1} \mathbf{g}_{u,i}^{t,k}$ to server
- 9: **for** Server **do**
- 10: Server updates \mathbf{V}_i and sends to clients:
- 11: $\mathbf{V}_i^{t+1} = \mathbf{V}_i^t + \eta \sum_{u \in U} p_u \Delta_t^i$, where p_u is based on (23).

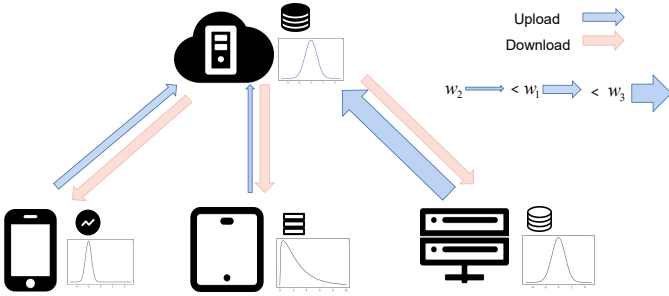


Fig. 3: **Illustration of aggregation weights under heterogeneous data.** The aggregation weight is determined inversely proportional to the Wasserstein distance. As the distributions of the local model and global model become closer, the aggregation weight increases accordingly.

problem to a Gaussian distribution, an analytic solution for the distance can be obtained:

$$d^2 = \|\boldsymbol{\mu}_1 - \boldsymbol{\mu}_2\|_2^2 + \text{tr} \left(\left(\boldsymbol{\Sigma}_1^{\frac{1}{2}} - \boldsymbol{\Sigma}_2^{\frac{1}{2}} \right)^2 \right). \quad (11)$$

Here, $\boldsymbol{\mu}_1$, $\boldsymbol{\Sigma}_1$ represent the mean and variance of the first distribution, while $\boldsymbol{\mu}_2$, $\boldsymbol{\Sigma}_2$ represent the mean and variance of the second distribution.

Assuming that each client's aggregation weight is denoted by p_u , the server aggregates local models $\mathbf{w}_{t+1}^1, \dots, \mathbf{w}_{t+1}^{|U|}$ to compute the global model using the following equation:

$$\bar{\mathbf{w}} = \sum_{u=1}^m p_u \mathbf{w}_{t+1}^u. \quad (12)$$

where $|U| = m$ represents the number of users in FRS.

The distance between the aggregated model and the true global model can be formalized as:

$$D = \mathbf{W}_2(p_{\bar{\mathbf{w}}}(\mathbf{w}), p_{\mathbf{w}_g}(\mathbf{w})), \quad (13)$$

where \mathbf{w}_g represents the optimal model parameters based on the global distribution, i.e., the distribution of data gathered from all participants. We derive an upper bound for equation (13):

$$\begin{aligned} D &= \mathbf{W}_2(p_{\bar{\mathbf{w}}}(\mathbf{w}), p_{\mathbf{w}_g}(\mathbf{w})) \\ &= \inf_{\gamma \in \Gamma(p_{\bar{\mathbf{w}}}, p_{\mathbf{w}_g})} \mathbb{E}_{(\mathbf{x}, \mathbf{y}) \sim \gamma} [\|\mathbf{x} - \mathbf{y}\|_2] \\ &\leq m \sum_{u=1}^m p_u^2 \inf_{\gamma_u \in \Gamma(p_{\mathbf{w}_K^u}, p_{\mathbf{w}_g})} \mathbb{E}_{(\mathbf{x}_u, \mathbf{y}_u) \sim \gamma_u} [\|\mathbf{x}_u - \mathbf{y}_u\|_2]. \end{aligned} \quad (14)$$

In the above equation, we split $\|\mathbf{x} - \mathbf{y}\|_2$ as $\|\sum_{u=1}^m p_k (\mathbf{x}_k - \mathbf{y}_k)\|_2$, where each pair $(\mathbf{x}_k, \mathbf{y}_k)$ is supported on $\Gamma(p_{\mathbf{w}_K^k}, p_{\mathbf{w}_g})$. The inequality relies on the Cauchy-Schwarz inequality and the independence of \mathbf{w}_K^u . By bounding the distance, we establish an upper bound for the gap between the aggregated model and the true global model. Consequently, minimizing the above upper bound effectively approximates the objective of minimizing equation (13).

Lemma II.1. *Let $\xi_{u,k}$ be a sample from a local dataset uniformly at random. For a sufficiently large batch size B , the finite-dimensional vector $\mathbf{g} = g_1, g_2, \dots, g_K$ converges to a joint distribution approximately according to the Central Limit Theorem, where $g_k = \frac{1}{B} \sum_{b=1}^B \nabla_{\mathbf{w}} F(\mathbf{w}_k, \xi_{k,b})$ for $k \in \{1, 2, \dots, K\}$. This implies that, with mini-batch stochastic gradient descent, the sum of all local updates converges to a Gaussian distribution.*

Proof. For any constant of the local epoch K , we can rewrite gradient vector \mathbf{g} as

$$\mathbf{g} = \frac{1}{B} \sum_{b=1}^B (\nabla_{\mathbf{w}} F(\mathbf{w}_1, \boldsymbol{\xi}_{1,b}), \dots, \nabla_{\mathbf{w}} F(\mathbf{w}_K, \boldsymbol{\xi}_{K,b})), \quad (15)$$

let $\tilde{\mathbf{g}}_b = (\nabla_{\mathbf{w}} F(\mathbf{w}_1, \boldsymbol{\xi}_{1,b}), \dots, \nabla_{\mathbf{w}} F(\mathbf{w}_K, \boldsymbol{\xi}_{K,b}))$, then we have:

$$\mathbf{g} = \frac{1}{B} \sum_{k=1}^B \tilde{\mathbf{g}}_b. \quad (16)$$

As long as the gradient norm is upper bounded and K is finite, $\tilde{\mathbf{g}}_b$ follows some complex distribution with bounded covariance matrix. Since $\boldsymbol{\xi}_{k,b}$ is sampled independently from the same distribution, \mathbf{g} is the mean vector of $\tilde{\mathbf{g}}_1, \dots, \tilde{\mathbf{g}}_B$, which are independent and identically distributed (i.i.d.) random vectors. Therefore, according to the Central Limit Theorem, \mathbf{g} converges to $\mathcal{N}(\boldsymbol{\mu}, \boldsymbol{\Sigma})$ in distribution. \square

Lemma II.1 implies that, with mini-batch stochastic gradient descent, the sum of all local updates converges to a Gaussian distribution, i.e.:

$$\bar{\mathbf{g}} = \mathbf{w}_K - \mathbf{w}_1 = \sum_{k=1}^K \mathbf{g}_k = \mathbf{1}^T \mathbf{g}, \quad (17)$$

where $\bar{\mathbf{g}}$ is a linear transformation of a joint Gaussian vector, thus it conforms to a Gaussian distribution. As the Gaussian distribution is determined by the mean vector and the covariance matrix, our next goal is to estimate these variables.

Based on (17), we know that the total gradient distribution is approximated by the sum of independent random vectors, i.e. $\bar{\mathbf{g}} = \mathbf{w}_K - \mathbf{w}_1 = \sum_{k=1}^K \eta \mathbf{g}_k = \eta_L \mathbf{1}^T \mathbf{g}$, where η_L is the local learning rate. Therefore, the corresponding parameters can be estimated as $\boldsymbol{\mu} = \eta_L \sum_{k=1}^K \mathbb{E}[\mathbf{g}_k] \doteq K \eta_L \mathbb{E}[\mathbf{g}_1]$ and $\boldsymbol{\Sigma} = \eta_L^2 \sum_{k=1}^K \boldsymbol{\Sigma}_k \doteq K \eta_L^2 \boldsymbol{\Sigma}_1$. Here, index 1 represents a random user, and $\mathbb{E}[\mathbf{g}_1]$ and $\boldsymbol{\Sigma}_1$ represent the average gradients and average variance of client 1. In particular, based on the relationship between the covariance matrix, correlation matrix, and the mean vector, we can obtain $\Sigma_k = \mathbb{E}[g_k g_k^T] - \mathbb{E}[g_k] \mathbb{E}[g_k^T]$, where $g_k = \frac{1}{B} \sum_{b=1}^B \nabla F(x, \xi_{k,b})$.

Furthermore, implied by Lemma II.1, the global gradient distribution converges to $\mathcal{N}(\boldsymbol{\mu}_g, \frac{\boldsymbol{\Sigma}_g}{B})$. Therefore, to minimize the distance between the aggregated model and the global model, we can formulate an optimization problem as follows:

$$\begin{aligned} \min_{p_k} D &= \sum_{u=1}^m p_u^2 \left(\|\eta \boldsymbol{\mu}_g - \eta_L K \boldsymbol{\mu}_u\|^2 + \text{tr}(\mathbf{M}^2) \right) \\ \text{s.t. } \mathbf{M} &= \left(\frac{\eta^2 \boldsymbol{\Sigma}_g}{B} \right)^{\frac{1}{2}} - \left(\frac{K^2 \eta_L^2 \boldsymbol{\Sigma}_u}{B} \right)^{\frac{1}{2}}, \sum_{u=1}^m p_u = 1, p_u \geq 0. \end{aligned} \quad (18)$$

Proposition II.2. *The optimal server aggregation weights that minimize the distribution distance between the aggregated model and the ideal global model, using Wasserstein Distance, are given by:*

$$p_u^* = \frac{\frac{1}{\|K \eta_L \boldsymbol{\mu}_u - \eta \boldsymbol{\mu}_g\|^2 + \text{tr}(\mathbf{M}^2)}}{\sum_{u=1}^m \frac{1}{\|K \eta_L \boldsymbol{\mu}_u - \eta \boldsymbol{\mu}_g\|^2 + \text{tr}(\mathbf{M}^2)}}. \quad (19)$$

Proof. It can be seen that (18) is a convex optimization problem, which we use the Karush–Kuhn–Tucker (KKT) conditions to solve. Introducing Lagrange multipliers $\lambda_u \in \mathbb{R}$ for the inequality constraints $p_u \geq 0$, and a multiplier $\nu \in \mathbb{R}$ for the equality constraint $\sum_u p_u = 1$, we have

$$\begin{aligned} \lambda_u \geq 0, \lambda_u p_u = 0, \sum_{u \in [m]} p_u = 1, \quad p_u \geq 0, \\ 2 \left(\|\eta \boldsymbol{\mu}_g - \eta_L K \boldsymbol{\mu}_u\|^2 + \text{tr}(\mathbf{M}^2) \right) p_u - \lambda_u + \nu = 0. \end{aligned} \quad (20)$$

Since $\sum_{u \in [m]} p_u = 1$, there exists u_0 such that $p_{u_0} > 0$. Thus we have $\lambda_{u_0} = 0$, which yields $\nu = -2 \left(\|\eta \boldsymbol{\mu}_g - \eta_L K \boldsymbol{\mu}_{u_0}\|^2 + \text{tr}(\mathbf{M}^2) \right) p_{u_0} < 0$. Therefore, $p_u > 0$ always holds because if $p_u = 0$, it leads to $2 \left(\|\eta \boldsymbol{\mu}_g - \eta_L K \boldsymbol{\mu}_u\|^2 + \text{tr}(\mathbf{M}^2) \right) p_u - \lambda_u + \nu < 0$ which violates the condition in (20). As a result, we have $\lambda_u = 0, \forall u \in [m]$. Furthermore,

$$p_u = -\frac{\nu}{2 \left(\|\eta \boldsymbol{\mu}_g - \eta_L K \boldsymbol{\mu}_u\|^2 + \text{tr}(\mathbf{M}^2) \right)}, \quad \forall u \in [m]. \quad (21)$$

By plugging (21) into $\sum_{u \in [m]} p_u = 1$, we have

$$\nu = -\frac{2}{\sum_u 1 / \left(\|\eta \boldsymbol{\mu}_g - \eta_L K \boldsymbol{\mu}_u\|^2 + \text{tr}(\mathbf{M}^2) \right)}. \quad (22)$$

Plugging (22) back into (21) completes the proof. \square

However, considering the increased communication traffic and computational complexity introduced by the covariance matrix, we need to simplify the procedure. Note that

$$\lim_{B \rightarrow +\infty} p_u^* = \frac{1}{\sum_u \frac{\|K \eta_L \boldsymbol{\mu}_u - \eta \boldsymbol{\mu}_g\|^2}{\|K \eta_L \boldsymbol{\mu}_u - \eta \boldsymbol{\mu}_g\|^2}}. \quad (23)$$

Hence, with a sufficiently large batch size, we can use (23) to estimate the optimal aggregation probability. Thus, we have derived an optimal aggregation strategy using the Wasserstein distance to address the challenge of heterogeneity in FRS.

III. THEORETICAL ANALYSIS

In this section, to ease the theoretical analysis, we redefine some notations: the parameter of the model is \mathbf{x} instead of \mathbf{U} and \mathbf{V} , and use index $i \in [1, \dots, m], k \in [1, K], t \in [0, T]$ to indicate user, local epoch, and communication round. The optimization objective of FRS is formulated as follows:

$$\min_{\mathbf{x} \in \mathbb{R}^d} f(\mathbf{x}) = \mathbb{E}_{i \sim \mathcal{P}} [F_i(\mathbf{x})], \quad (24)$$

where $F_i(\mathbf{x}) \triangleq \mathbb{E}_{\xi \sim P_i} [F_i(\mathbf{x}, \xi)]$. Here, \mathcal{P} represents the overall data distribution of entire client distribution, $\mathbf{x} \in \mathbb{R}^d$ is the model parameter, $F_i(\mathbf{x})$ represents the local loss function at client i and P_i is the underlying distribution of local dataset at client i . In general, $P_i \neq P_j$ if $i \neq j$ due to data heterogeneity. However, the loss function $F(\mathbf{x})$ or full gradient $\nabla F(\mathbf{x})$ can not be directly computed as the exact distribution of data is unknown in general. Hence, one often consider the following empirical risk minimization (ERM) problem in the form of finite-sum instead:

$$\min_{\mathbf{x} \in \mathbb{R}^d} f(\mathbf{x}) = \sum_{i \in S_t} p_i F_i(\mathbf{x}), \quad (25)$$

where $F_i(\mathbf{x}) = \frac{1}{|D_i|} \sum_{\xi \in D_i} F_i(\mathbf{x}, \xi)$. Here, S_t is the selected client set in each round and p_i is the aggregation weights of clients.

To ease the theoretical analysis of our work, we use the following widely used assumptions:

Assumption 1 (L-Smooth). *There exists a constant $L > 0$, such that $\|\nabla F_i(x) - \nabla F_i(y)\| \leq L \|x - y\|, \forall x, y \in \mathbb{R}^d$, and $i = 1, 2, \dots, m$.*

Assumption 2 (Unbiased Local Gradient Estimator and Local Variance). *Let ξ_t^i be a random local data sample in the round t at client i : $\mathbb{E}[\nabla F_i(\mathbf{x}_t, \xi_t^i)] = \nabla F_i(\mathbf{x}_t), \forall i \in [m]$. There exists a constant bound $\sigma_L > 0$, satisfying $\mathbb{E}[\|\nabla F_i(\mathbf{x}_t, \xi_t^i) - \nabla F_i(\mathbf{x}_t)\|^2] \leq \sigma_L^2$.*

Assumption 3 (Bound Gradient Dissimilarity). *For any set of weights $\{w_i \geq 0\}_{i=1}^m$ with $\sum_{i=1}^m w_i = 1$, there exist constants $\sigma_G^2 \geq 0$ and $A \geq 0$ such that $\sum_{i=1}^m w_i \|\nabla F_i(\mathbf{x})\|^2 \leq (A^2 + 1) \|\sum_{i=1}^m w_i \nabla F_i(\mathbf{x})\|^2 + \sigma_G^2$.*

The above three assumptions are commonly used in both non-convex optimization and FL literature, see e.g. [6; 27]. For Assumption 3, if all local loss functions are identical, then we have $A = 0$ and $\sigma_G = 0$.

Since there are both rated items and pseudo items, $\nabla F_i(\mathbf{x}_{t,k}^i) = \frac{1}{B} \sum_{b \in B} \nabla F(\mathbf{x}_{t,k}^i, \xi_b) = \alpha \frac{1}{B^r} \sum_{b^r \in B^r} \nabla F(\mathbf{x}_{t,k}^i, \xi_{b^r}) + (1 - \alpha) \frac{1}{B^u} \sum_{b^u \in B^u} \nabla F(\mathbf{x}_{t,k}^i, \xi_{b^u}) = \alpha \nabla \bar{F}(\mathbf{x}_{t,k}^i) + (1 - \alpha) \tilde{F}(\mathbf{x}_{t,k}^i)$, where B^r and B^u represent the rated items and unrated items, respectively. $B = B^r \cup B^u$ represents total items. $\alpha = \frac{B^r}{B}$ is the relative ratio of rated items in all user's items.

Assumption 4 (Gradient Difference Bound). *In each round, we assume that the gradient of the pseudo item is denoted as $\nabla \tilde{F}(\mathbf{x}_{t,k}^i)$, while its true gradient is denoted as $\nabla \bar{F}(\mathbf{x}_{t,k}^i)$. The gap of the approximation satisfies the following conditions: $\mathbb{E} \|\nabla \bar{F}(\mathbf{x}_{t,k}^i) - \nabla \tilde{F}(\mathbf{x}_{t,k}^i)\|^2 \leq \rho^2, \forall i, t, k$.*

Theorem III.1 (Convergence rate). *Under Assumption 1- 4, and let constant local and global learning rate η_L and η be chosen such that $\eta_L < \min(1/(8LK), C)$, where C is obtained from the condition that $\frac{1}{2} - 10L^2 \frac{1}{m} \sum_{i=1}^m K^2 \eta_L^2 (A^2 + 1) (\chi_{\mathbf{p} \| \mathbf{w}}^2 A^2 + 1) > C > 0$, and $\eta \leq 1/(\eta_L L)$. The expected gradient norm of FedRec+ is bounded as follows:*

$$\min_{t \in [T]} \mathbb{E} \|\nabla f(\mathbf{x}_t)\|^2 \leq 2 \left[\chi_{\mathbf{w} \| \mathbf{p}}^2 A^2 + 1 \right] \left(\frac{f_0 - f_*}{c\eta\eta_L K T} + \Phi \right) + 2\chi_{\mathbf{w} \| \mathbf{p}}^2 \sigma_G^2, \quad (26)$$

where $f_0 = f(\mathbf{x}_0)$, $f_* = f(\mathbf{x}_*)$, and

$$\Phi = \frac{1}{c} \left[\frac{5\eta_L^2 K L^2}{2} (\sigma_L^2 + 6K\sigma_G^2 + 6K(1 - \alpha)^2 \rho^2) + \frac{\eta_L L}{2} (\sigma_L^2 + (1 - \alpha)^2 \rho^2) + 20L^2 K^2 (A^2 + 1) \eta_L^2 \chi_{\mathbf{w} \| \mathbf{p}}^2 \sigma_G^2 \right].$$

where $\chi_{\mathbf{w} \| \mathbf{p}}^2 = \sum_{i=1}^m (w_i - p_i)^2 / p_i$ represents the chi-square divergence between vectors $\mathbf{w} = [\frac{1}{m}, \dots, \frac{1}{m}]$ and $\mathbf{p} = [p_1, \dots, p_m]$. Observe that when all clients have uniform data distribution, we have $\mathbf{p} = \mathbf{w}$ such that $\chi^2 = 0$.

Corollary III.2. *Suppose η_L and η are $\eta_L = \mathcal{O}\left(\frac{1}{\sqrt{TKL}}\right)$ and $\eta = \mathcal{O}\left(\sqrt{Km}\right)$ such that the conditions mentioned above are satisfied. Then for sufficiently large T , the iterates of FedRec+ satisfy:*

$$\begin{aligned} \min_{t \in [T]} \|\nabla f(\mathbf{x}_t)\|^2 &\leq \mathcal{O}\left(\frac{(f_0 - f_*)}{\sqrt{mKT}}\right) \\ &+ \mathcal{O}\left(\frac{\sqrt{m}(\sigma_L^2 + (1 - \alpha)^2 \rho^2)}{2\sqrt{KT}}\right) + \mathcal{O}\left(\frac{20(A^2 + 1)\chi_{\mathbf{w} \| \mathbf{p}}^2 \sigma_G^2}{T}\right) \\ &+ \mathcal{O}\left(\frac{5(\sigma_L^2 + 6K\sigma_G^2 + 6K(1 - \alpha)^2 \rho^2)}{2KT}\right) + 2\chi_{\mathbf{w} \| \mathbf{p}}^2 \sigma_G^2. \end{aligned} \quad (27)$$

Remark III.3 (Effects of pseudo items and reweight aggregation). *The noise error introduced by pseudo items is denoted by ρ . It is observed that a larger value of $1 - \alpha$ corresponds to a larger noise, implying that using more pseudo items leads to increased noise. The non-vanishing term $\chi_{\mathbf{w} \| \mathbf{p}}^2 \sigma_G^2$ represents the aggregation error arising from an unbiased aggregation distribution. In other words, there is always an error term present in the convergence rate as long as the aggregation algorithm exhibits bias.*

Proof Sketch: Using the following two lemmas, we can finish the proof. In particular, based on the Lemma III.4, we bound the gradient norm of $\nabla f(\mathbf{x}_t)$ by the norm of $\nabla \tilde{f}(\mathbf{x}_t)$, and then utilize Lemma III.5 we derive the upper bound for $\nabla \tilde{f}(\mathbf{x}_t)$.

Lemma III.4 (Gradient distance between pseudo items and rated items.). *For any model parameter \mathbf{x} , the difference between the gradients of $f(\mathbf{x})$ and $\tilde{f}(\mathbf{x})$ can be bounded as follows:*

$$\|\nabla f(\mathbf{x}) - \nabla \tilde{f}(\mathbf{x})\|^2 \leq \chi_{\mathbf{w} \| \mathbf{p}}^2 \left[A^2 \|\nabla \tilde{f}(\mathbf{x})\|^2 + \kappa^2 \right], \quad (28)$$

$f(x)$ is the true objective with $f(x) = \sum_{i=1}^m w_i f_i(x)$ where \mathbf{w} is usually average of all clients, i.e., $\mathbf{w} = \frac{1}{m}$. $\tilde{f}(x) = \sum_{i=1}^m p_i f_i(x)$ is the surrogate objective with the reweight aggregation probability \mathbf{p} .

Proof.

$$\nabla f(\mathbf{x}) - \nabla \tilde{f}(\mathbf{x}) = \sum_{i=1}^m \frac{w_i - p_i}{\sqrt{p_i}} \cdot \sqrt{p_i} \left(\nabla f_i(\mathbf{x}) - \nabla \tilde{f}(\mathbf{x}) \right). \quad (29)$$

Applying Cauchy-Schwarz inequality, it follows that

$$\begin{aligned} \|\nabla f(\mathbf{x}) - \nabla \tilde{f}(\mathbf{x})\|^2 &\leq \left[\sum_{i=1}^m \frac{(w_i - p_i)^2}{p_i} \right] \left[\sum_{i=1}^m p_i \|\nabla f_i(\mathbf{x}) - \nabla \tilde{f}(\mathbf{x})\|^2 \right] \\ &\leq \chi_{\mathbf{w} \| \mathbf{p}}^2 \left[A^2 \|\nabla \tilde{f}(\mathbf{x})\|^2 + \sigma_G^2 \right], \end{aligned} \quad (30)$$

where the last inequality uses Assumption 3. Note that

$$\begin{aligned} \|\nabla f(\mathbf{x})\|^2 &\leq 2\|\nabla f(\mathbf{x}) - \nabla \tilde{f}(\mathbf{x})\|^2 + 2\|\nabla \tilde{f}(\mathbf{x})\|^2 \\ &\leq 2 \left[\chi_{\mathbf{w} \| \mathbf{p}}^2 A^2 + 1 \right] \|\nabla \tilde{f}(\mathbf{x})\|^2 + 2\chi_{\mathbf{p} \| \mathbf{w}}^2 \sigma_G^2. \end{aligned} \quad (31)$$

As a result, we obtain:

$$\begin{aligned} \min_{t \in [T]} \|\nabla f(\mathbf{x}_t)\|^2 &\leq \frac{1}{T} \sum_{t=0}^{T-1} \|\nabla f(\mathbf{x}_t)\|^2 \\ &\leq 2 \left[\chi_{\mathbf{w} \| \mathbf{p}}^2 A^2 + 1 \right] \frac{1}{T} \sum_{t=0}^{T-1} \|\nabla \tilde{f}(\mathbf{x}_t)\|^2 + 2\chi_{\mathbf{w} \| \mathbf{p}}^2 \sigma_G^2 \\ &\leq 2 \left[\chi_{\mathbf{w} \| \mathbf{p}}^2 A^2 + 1 \right] \epsilon_{\text{opt}} + 2\chi_{\mathbf{w} \| \mathbf{p}}^2 \sigma_G^2, \end{aligned} \quad (32)$$

where ϵ_{opt} denotes the optimization error. \square

Lemma III.5 (Local updates bound.). *For any step-size satisfying $\eta_L \leq \frac{1}{8LK}$, we can have the following results:*

$$\mathbb{E} \|\mathbf{x}_{t,k}^i - \mathbf{x}_t\|^2 \leq 5K \left(\eta_L^2 \sigma_L^2 + 6K\eta_L^2 (1 - \alpha)^2 \rho^2 + 6K\eta_L^2 \sigma_G^2 \right) + 30K^2 (A^2 + 1) \eta_L^2 \|\nabla f(\mathbf{x}_t)\|^2.$$

Proof.

$$\begin{aligned}
& \mathbb{E}_t \|x_{t,k}^i - x_t\|^2 \\
& \mathbb{E}_t \|x_{t,k-1}^i - x_t - \eta_L((1-\alpha)\nabla F(x_{t,k-1}^i; \xi_{b^u}) \\
& + \alpha\nabla F(x_{t,k-1}^i; \xi_{b^r}) - (1-\alpha)\nabla \bar{F}_i(x_{t,k-1}^i) - \alpha\nabla \bar{F}_i(x_{t,k-1}^i)) \\
& + (1-\alpha)\nabla \tilde{F}_i(x_{t,k-1}^i) - (1-\alpha)\nabla \tilde{F}_i(x_{t,k-1}^i) + \nabla F_i(x_{t,k-1}^i) \\
& - \nabla F_i(x_t) + \nabla F_i(x_t))\|^2 \\
& \leq (1 + \frac{1}{2K-1})\mathbb{E}_t \|x_{t,k-1}^i - x_t\|^2 \\
& + (1-\alpha)^2\eta_L^2\mathbb{E}\|\nabla F(x_{t,k-1}^i; \xi_{b^u}) - \nabla \tilde{F}_i(x_{t,k-1}^i)\|^2 \\
& + \alpha^2\eta_L^2\mathbb{E}\|\nabla F(x_{t,k-1}^i; \xi_{b^r}) - \nabla \bar{F}_i(x_{t,k-1}^i)\|^2 \\
& + 6K(1-\alpha)^2\eta_L^2\mathbb{E}\|\nabla \tilde{F}_i(x_{t,k-1}^i) - \bar{F}_i(x_{t,k-1}^i)\|^2 \\
& + 6K\eta_L^2\mathbb{E}\|\nabla F_i(x_{t,k-1}^i) - \nabla F_i(x_t)\|^2 + 6K\eta_L^2\mathbb{E}\|\nabla F_i(x_t)\|^2 \\
& \leq (1 + \frac{1}{K-1})\mathbb{E}_t \|x_{t,k-1}^i - x_t\|^2 + \eta_L^2\sigma_L^2 + 6K\eta_L^2(1-\alpha)^2\rho^2 \\
& + 6K\eta_L^2\sigma_G^2 + 6K\eta_L^2(A^2+1)\|\nabla f(x_t)\|^2. \tag{33}
\end{aligned}$$

Unrolling the recursion, we obtain:

$$\begin{aligned}
\mathbb{E}_t \|x_{t,k}^i - x_t\|^2 & \leq \sum_{p=0}^{k-1} (1 + \frac{1}{K-1})^p [\eta_L^2\sigma_L^2 + 6K\eta_L^2(1-\alpha)^2\rho^2 \\
& + 6K\eta_L^2\sigma_G^2 + 6K(A^2+1)\|\eta_L\nabla f(x_t)\|^2] \\
& \leq (K-1) \left[(1 + \frac{1}{K-1})^K - 1 \right] [\eta_L^2\sigma_L^2 \\
& + 6K\eta_L^2(1-\alpha)^2\rho^2 + 6K\eta_L^2\sigma_G^2 + 6K(A^2+1)\|\eta_L\nabla f(x_t)\|^2] \\
& \leq 5K(\eta_L^2\sigma_L^2 + 6K\eta_L^2(1-\alpha)^2\rho^2 + 6K\eta_L^2\sigma_G^2) \\
& + 30K^2(A^2+1)\eta_L^2\|\nabla f(x_t)\|^2. \tag{34}
\end{aligned}$$

□

IV. NUMERICAL RESULTS

In this section, we present simulation results to validate the performance of the FedRec+ and compare it with the vanilla pseudo method (FedRec). We use two widely used benchmark datasets for recommendation including ML-100K and ML-1M. ML100K contains 100, 000 ratings of 1, 682 movies from 943 users; ML1M contains 1, 000, 209 ratings of 3, 952 movies from 6, 040 users, while both have rating levels of $[1, 2, \dots, 5]$. We process each dataset follows the setting in [9]: (i) randomly dividing the dataset into five equal parts, (ii) using four parts for training and one part for testing, (iii) repeating this process four times to obtain five distinct sets of training and test data. Our experimental analysis is based on these five datasets, and we report the average performance across all five.

In our experiment, we use the PMF [17] as the backbone model and we use three commonly used evaluation metrics, i.e., MAE, RMSE, and NMSE, for performance evaluation.

Table I demonstrates the superior performance of FedRec+ over FedRec across all three recommendation metrics. This indicates our proposed algorithm is effective.

Figure 4 illustrates the impact of varying numbers of pseudo items on ML1M. It indicates that higher numbers of pseudo items result in increased noise and consequently worse performance, aligning with our theoretical analysis.

TABLE I: Recommendation performance of FedRec and FedRec+ in ML1M and ML100K.

Data	Algorithm	MAE	RMSE	NMSE
ML-1M	FedRec	0.8962±0.0002	1.1178±0.0003	0.0893±0.0005
	FedRec+	0.8929±0.0002	1.1014±0.0003	0.0879±0.0009
ML-100K	FedRec	1.0120±0.0002	1.3179±0.0021	0.1236±0.0009
	FedRec+	0.9109±0.0021	1.1713±0.0022	0.1006±0.0008

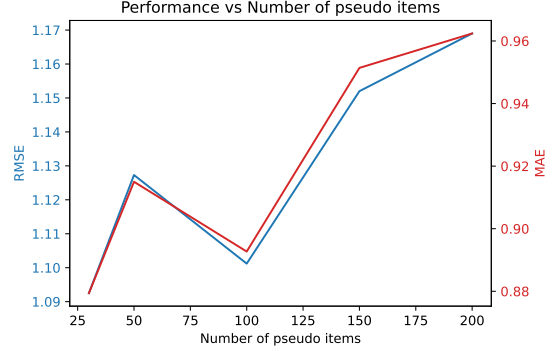


Fig. 4: Performance of FedRec+ under different numbers of pseudo items.

V. CONCLUSION AND FUTURE WORKS

This paper focuses on the problem of privacy-aware federated recommendation with explicit feedback. We propose FedRec+, a privacy-preserving framework that addresses this issue. FedRec+ utilizes feature similarity to generate low-noise pseudo items without client communication. Furthermore, we employ the Wasserstein Distance to optimize the aggregation probability, which helps handle the heterogeneity of the federated recommendation system. Convergence analysis is conducted to demonstrate the impact of pseudo items and aggregation probability. FedRec+ is a versatile solution that can be combined with other privacy-aware recommendation methods, such as differential privacy [4]. Our experimental results, based on public datasets, validate the effectiveness of FedRec+.

VI. ACKNOWLEDGEMENTS

This work is supported in part by the National Natural Science Foundation of China under Grant No. 62001412, in part by the funding from Shenzhen Institute of Artificial Intelligence and Robotics for Society, in part by the Shenzhen Key Lab of Crowd Intelligence Empowered Low-Carbon Energy Network (Grant No. ZDSYS20220606100601002), and in part by the Guangdong Provincial Key Laboratory of Future Networks of Intelligence (Grant No. 2022B1212010001).

REFERENCES

- [1] Muhammad Ammad-Ud-Din, Elena Ivannikova, Suleiman A Khan, Were Oyomno, Qiang Fu, Kuan Eeik Tan, and Adrian Flanagan. Federated collaborative filtering for privacy-preserving personalized recommendation system. *arXiv preprint arXiv:1901.09888*, 2019.

- [2] Di Chai, Leye Wang, Kai Chen, and Qiang Yang. Secure federated matrix factorization. *IEEE Intelligent Systems*, 36(5):11–20, 2020.
- [3] Shengbo Chen, Cong Shen, Lanxue Zhang, and Yuanmin Tang. Dynamic aggregation for heterogeneous quantization in federated learning. *IEEE Transactions on Wireless Communications*, 20(10):6804–6819, 2021.
- [4] Koustabh Dolui, Illapha Cuba Gyllensten, Dietwig Lowet, Sam Michiels, Hans Hallez, and Danny Hughes. Towards privacy-preserving mobile applications with federated learning: The case of matrix factorization (poster). In *Proceedings of the 17th Annual International Conference on Mobile Systems, Applications, and Services*, pages 624–625, 2019.
- [5] Hongsheng Hu, Gillian Dobbie, Zoran Salcic, Meng Liu, Jianbing Zhang, and Xuyun Zhang. A locality sensitive hashing based approach for federated recommender system. In *2020 20th IEEE/ACM International Symposium on Cluster, Cloud and Internet Computing (CCGRID)*, pages 836–842. IEEE, 2020.
- [6] Sai Praneeth Karimireddy, Satyen Kale, Mehryar Mohri, Sashank Reddi, Sebastian Stich, and Ananda Theertha Suresh. Scaffold: Stochastic controlled averaging for federated learning. In *International Conference on Machine Learning*, pages 5132–5143. PMLR, 2020.
- [7] Yehuda Koren, Robert Bell, and Chris Volinsky. Matrix factorization techniques for recommender systems. *Computer*, 42(8):30–37, 2009.
- [8] Daniel Lazard. Thirty years of polynomial system solving, and now? *Journal of symbolic computation*, 44(3):222–231, 2009.
- [9] Feng Liang, Weike Pan, and Zhong Ming. Fedrec++: Lossless federated recommendation with explicit feedback. In *Proceedings of the AAAI conference on artificial intelligence*, volume 35, pages 4224–4231, 2021.
- [10] Guanyu Lin, Feng Liang, Weike Pan, and Zhong Ming. Fedrec: Federated recommendation with explicit feedback. *IEEE Intelligent Systems*, 36(5):21–30, 2020.
- [11] Zhaohao Lin, Weike Pan, and Zhong Ming. Fr-fmss: Federated recommendation via fake marks and secret sharing. In *Proceedings of the 15th ACM Conference on Recommender Systems*, pages 668–673, 2021.
- [12] Shuchang Liu, Shuyuan Xu, Wenhui Yu, Zuohui Fu, Yongfeng Zhang, and Amelie Marian. Fedct: Federated collaborative transfer for recommendation. In *Proceedings of the 44th international ACM SIGIR conference on research and development in information retrieval*, pages 716–725, 2021.
- [13] Xiaoyuan Liu, Hongwei Li, Guowen Xu, Zongqi Chen, Xiaoming Huang, and Rongxing Lu. Privacy-enhanced federated learning against poisoning adversaries. *IEEE Transactions on Information Forensics and Security*, 16:4574–4588, 2021.
- [14] Brendan McMahan, Eider Moore, Daniel Ramage, Seth Hampson, and Blaise Aguera y Arcas. Communication-efficient learning of deep networks from decentralized data. In *Artificial intelligence and statistics*, pages 1273–1282. PMLR, 2017.
- [15] Lorenzo Minto, Moritz Haller, Benjamin Livshits, and Hamed Haddadi. Stronger privacy for federated collaborative filtering with implicit feedback. In *Fifteenth ACM Conference on Recommender Systems*, pages 342–350, 2021.
- [16] Pabitra Mitra, CA Murthy, and Sankar K. Pal. Unsupervised feature selection using feature similarity. *IEEE transactions on pattern analysis and machine intelligence*, 24(3):301–312, 2002.
- [17] Andriy Mnih and Russ R Salakhutdinov. Probabilistic matrix factorization. *Advances in neural information processing systems*, 20, 2007.
- [18] Khalil Muhammad, Qinqin Wang, Diarmuid O’Reilly-Morgan, Elias Tragos, Barry Smyth, Neil Hurley, James Geraci, and Aonghus Lawlor. Fedfast: Going beyond average for faster training of federated recommender systems. In *Proceedings of the 26th ACM SIGKDD International Conference on Knowledge Discovery & Data Mining*, pages 1234–1242, 2020.
- [19] Krishna Pillutla, Sham M Kakade, and Zaid Harchaoui. Robust aggregation for federated learning. *IEEE Transactions on Signal Processing*, 70:1142–1154, 2022.
- [20] Wenbin Qian, Yinsong Xiong, Jun Yang, and Wenhao Shu. Feature selection for label distribution learning via feature similarity and label correlation. *Information Sciences*, 582:38–59, 2022.
- [21] Steffen Rendle. Factorization machines with libfm. *ACM Transactions on Intelligent Systems and Technology (TIST)*, 3(3):1–22, 2012.
- [22] Zehua Sun, Yonghui Xu, Yong Liu, Wei He, Yali Jiang, Fangzhao Wu, and Lizhen Cui. A survey on federated recommendation systems. *arXiv preprint arXiv:2301.00767*, 2022.
- [23] Cédric Villani et al. *Optimal transport: old and new*, volume 338. Springer, 2009.
- [24] Lin Wang, Yongxin Guo, Tao Lin, and Xiaoying Tang. Delta: Diverse client sampling for fast federated learning. 2022.
- [25] Lin Wang, Zhichao Wang, and Xiaoying Tang. Fedeba+: Towards fair and effective federated learning via entropy-based model. *arXiv preprint arXiv:2301.12407*, 2023.
- [26] Chuhan Wu, Fangzhao Wu, Yang Cao, Yongfeng Huang, and Xing Xie. Fedgcn: Federated graph neural network for privacy-preserving recommendation. *arXiv preprint arXiv:2102.04925*, 2021.
- [27] Haibo Yang, Minghong Fang, and Jia Liu. Achieving linear speedup with partial worker participation in non-iid federated learning. *arXiv preprint arXiv:2101.11203*, 2021.
- [28] Liu Yang, Ben Tan, Vincent W Zheng, Kai Chen, and Qiang Yang. Federated recommendation systems. *Federated Learning: Privacy and Incentive*, pages 225–239, 2020.