

# MoCheQoS: Automated Analysis of Quality of Service Properties of Communicating Systems <sup>\*</sup>

Carlos G. Lopez Pombo<sup>1\*\*</sup>, Agustín E. Martínez Suñé<sup>2</sup>, Emilio Tuosto<sup>3</sup>

<sup>1</sup> Centro Interdisciplinario de Telecomunicaciones, Electrónica, Computación y Ciencia Aplicada, Universidad Nacional de Río Negro - Sede Andina and CONICET

<sup>2</sup> CONICET–UBA. Instituto de Investigación en Ciencias de la Computación

<sup>3</sup> Gran Sasso Science Institute

**Abstract** We present *MoCheQoS*, a bounded model checker to analyse (QoS) properties of message-passing systems. Building on the dynamic temporal logic, the choreographic model, and the bounded model checking algorithm defined in our ICTAC 2023 paper, *MoCheQoS* enables the static analysis of QoS properties of systems built out from the composition of services. We consider QoS properties on measurable application-level attributes as well as resource consumption metrics, for example those relating monetary cost to memory usage. The implementation of the tool is accompanied by an experimental evaluation. More precisely, we present two case studies meant to evaluate the applicability of *MoCheQoS*; the first is based on the AWS cloud while the second analyses a communicating system automatically extracted from code. Additionally, we consider synthetically generated experiments to assess the scalability of *MoCheQoS*. These experiments showed that our model can faithfully capture and effectively analyse QoS properties in industrial-strength scenarios.

## 1 Introduction

Monolithic applications are steadily giving way to distributed cooperating components implemented as services. This transition was accelerated by the software-as-a-service motto triggered in the 21<sup>st</sup> century by the service-oriented computing (SOC) paradigm, later evolved in e.g., cloud, fog, or edge computing. These paradigms envisage software systems as applications running over globally available computational and networking infrastructures to procure services that can be composed on the fly so that, collectively, they can fulfil given goals [1].

Key to this trend are *Service Level Agreements* (SLAs) that express the terms and conditions under which services interact. An essential element covered by

---

<sup>\*</sup> Part of the material in this paper has been published at the 26<sup>th</sup>. International Symposium on Formal Methods – FM 2024 where the companion artifact was awarded the *Available* and *Reusable* badges.

<sup>\*\*</sup> On leave from Instituto de Ciencias de la computación CONICET–UBA and Departamento de Computación, Facultad de Ciencias Exactas y Naturales, Universidad de Buenos Aires.

SLAs are the quantitative constraints specifying non-functional behaviour of services. For example, the current SLA and pricing scheme for the AWS Lambda service [2,3] declare constraints on quantifiable attributes. To the best of our knowledge, the standard practice is to informally specify the SLA of each service provided and then use run-time verification (like monitoring) to check quantitative non-functional properties. This approach makes it difficult to check system-level properties because SLAs (besides being informal) do not specify conditions on the composition of services.

Since their introduction in [4], choreographies stood out for a neat separation of concerns: choreographic models abstract away local computations focusing on the communications among participants; therefore, they are spot on for services since they reconcile the ‘atomistic’ view at the services’ interactions level with the ‘holistic’ view at the system level. Indeed, choreographies require to specify a high-level description of interactions (the *global view*) and relate it to a description of services’ behaviour (the *local view*). These are distinctive features of the choreographic framework presented in [5] to provide reasoning capabilities about the QoS of communicating systems, starting from the QoS of the underlying services. The basic idea in [5] is: (i) to specify constraints on quality attributes of local states of services and (ii) to verify through a bounded model-checking algorithm system-level QoS properties expressed in  $\mathcal{QL}$ , a specific dynamic logic where temporal modalities are indexed with *global choreographies* (g-choreographies [6], a formal model of global views of choreographies). A simple example can illustrate this. Let **A** be a service that converts files to various formats and invokes a storage service **B** to save the results of requests; both **A** and **B** charge customers depending on the size of stored data (as done e.g. by Amazon’s DynamoDB service). The request of **A** to **B** can be abstracted away with two finite-state machines whose states are decorated with constraints on the two quality attributes: monetary cost (*c*) and data size (*s*) as follows:

$$\left\{ \begin{array}{l} c \leq 5, \\ s = 0 \end{array} \right\} q_0 \xrightarrow{AB!s} q_1 \left\{ \begin{array}{l} 5 \leq c \leq 10, \\ s < 3 \end{array} \right\} \quad \text{and} \quad \left\{ \begin{array}{l} c = 0, \\ s = 0 \end{array} \right\} q_0' \xrightarrow{AB?s} q_1' \left\{ \begin{array}{l} 10 \leq s \leq 50, \\ c = 0.01 \cdot s \end{array} \right\}$$

Intuitively, the formulae associated to states constraint the quality attributes upon the local computation executed in the states. For instance, both services store no data in their initial state; computation in **A** may cost up to five units before the request to **B**, which has no cost ( $c = 0$ ) in  $q_0'$  since it is just waiting to execute the input. If, as we assume, communication is asynchronous, then the composition of **A** and **B** yields a run like  $\pi : s_0 \xrightarrow{AB!s} s_1 \xrightarrow{AB?s} s_2$  where first **A** sends the message and then **B** received it. Then, the system-level QoS of the composition of **A** and **B** would be the result of *aggregating* the constraints on *c* and *s* along the run  $\pi$ .

**Structure & Contributions** A main contribution of this paper is a tool to support the static analysis technique of QoS properties of message-passing systems. More precisely, we implement the bounded model-checking algorithm introduced in [5] (and summarised in Sec. 2) in a tool called **MoCheQoS** (after **Model-Checker for QoS** properties). By combining the SMT solver Z3 [7] and the choreographic development toolchain **ChorGram** [8,9,10] (as discussed in Sec. 3), **MoCheQoS** can

model-check QoS properties expressed in  $\mathcal{QL}$ , the dynamic temporal logic of [5]. **MoCheQoS** is publicly available at [11].

A key feature of our approach is that the analysis of QoS properties of systems builds on the QoS constraints specified on the components of the system; as seen in the example above, **MoCheQoS** features the capability of aggregating QoS constraints along the computation of systems.

Another contribution is the empirical evaluation of our approach (Sec. 4), which is done through: (a) a case study borrowed from the AWS Cloud [12], (b) a case study borrowed from the literature [13] where communication protocols are automatically extracted from code, and (c) synthetic examples designed to evaluate the scalability of **MoCheQoS**.

After discussing related work (Sec. 5), we draw conclusions and suggest future work (Sec. 6). Auxiliary material is relegated to appendixes.

## 2 Preliminaries

We fix a set  $\mathcal{P}$  of *participants* (identifying interacting services) and a set  $\mathcal{M}$  of (types of) *messages* such that  $\mathcal{P} \cap \mathcal{M} = \emptyset$ . The communication model of **MoCheQoS** hinges on *QoS-extended communicating finite-state machines* [5] (qCFSMs for short). A CFSM [14] is a finite state automaton whose transitions are labelled by output or input actions. An output action  $AB!m$  (resp. input action  $AB?m$ ) specifies the output (resp. input) of a message  $m$  from  $A$  to  $B$  (resp. received by  $B$  from  $A$ ). A qCFSM is a CFSM where *QoS specifications*, that is first-order formulae predicating over QoS attributes, decorate states.<sup>4</sup>

*Example 1.* Let  $\Gamma_A = \{5 \leq \text{mem} \leq 10, \text{cost} = 0.2 \cdot \text{mem}\}$  and  $\Gamma_B = \{\text{mem} = 0, \text{cost} = 1\}$  be two QoS specifications. In the system made of the qCFSMs



participant  $A$  first sends message  $x$  to  $B$ , then  $B$  and  $A$  exchange messages  $y$  and  $z1$  an unbounded number of times, and finally  $A$  sends message  $z2$  to  $B$ .  $\diamond$

A *QoS-extended communicating system* (qCS for short) is a map assigning a qCFSM to participants in  $\mathcal{P}$ ; for instance, the map  $S$  where  $S(A) = M_A$  and  $S(B) = M_B$  are the qCFSM of Example 1 is a communicating system. Since QoS specifications do not affect communications, the semantics of qCSs is as the one of communicating systems. Let us recall how CFSMs interact.

Communicating systems are asynchronous: the execution of an output action  $AB!m$  allows the sender  $A$  to continue even if the receiver  $B$  is not ready to receive; message  $m$  is appended in an infinite FIFO buffer, the *channel*  $AB$ , from where  $B$  can consume  $m$ . Formally, given a communicating system  $S$  on  $\mathcal{P}$ , we define a labelled transition system (LTS) whose transitions relate *configurations* and communication actions. A configuration is a pair  $\langle \mathbf{q}; \mathbf{b} \rangle$  where  $\mathbf{q}$  and  $\mathbf{b}$

<sup>4</sup> Unlike CFSMs, qCFSMs feature *accepting* states, represented here as double circles.

respectively maps each participant  $A$  to a state of  $S(A)$  and each channel to a sequence of messages; state  $q(A)$  keeps track of the state of machine  $S(A)$  and buffer  $b(AB)$  yields the messages sent from  $A$  to  $B$  and not yet consumed. Let  $s_0$  denote the *initial* configuration where, for all  $A \in \mathcal{P}$ ,  $q(A)$  is the initial state of  $S(A)$  and  $b(AB)$  is the empty sequence for all channels  $AB$ .

A configuration  $\langle q ; b \rangle$  *reaches* another configuration  $\langle q' ; b' \rangle$  *with a transition*  $\ell$  if there is a message  $m \in \mathcal{M}$  such that either (1) or (2) below holds:

- |  |   |
|--|---|
| 1. $\ell = AB!m$ with $q(A) \xrightarrow{\ell}_A q'$ and<br>a. $q' = q[A \mapsto q']$<br>b. $b' = b[AB \mapsto b(AB).m]$ | 2. $\ell = AB?m$ with $q(B) \xrightarrow{\ell}_B q'$ and<br>a. $q' = q[B \mapsto q']$ and<br>b. $b = b'[AB \mapsto m.b'(AB)]$ |
|--|---|

in (1)  $m$  is sent on  $AB$  while in (2) it is received. Machines and buffers not involved in the transition are left unchanged. We write  $s \xrightarrow{\ell} s'$  when  $s$  reaches  $s'$ .

Let  $S$  be a communicating system, a sequence  $\pi = (s_i, \ell_i, s_{i+1})_{i \in I}$  where  $I$  is an initial segment of natural numbers (i.e.,  $i-1 \in I$  for each  $0 < i \in I$ ) is a run of  $S$  if  $s_i \xrightarrow{\ell_i} s_{i+1}$  is a transition of  $S$  for all  $i \in I$ . The set of runs of  $S$  is denoted as  $\Delta_S^\infty$  and the set of runs of length  $k$  is denoted as  $\Delta_S^k$ . Note that  $\Delta_S^\infty$  may contain runs of infinite length, the set of finite runs of  $S$  is the union of all  $\Delta_S^k$  and will be denoted as  $\Delta_S$ . Given a run  $\pi$ , we define  $\mathcal{L}[\pi]$  to be the sequence of labels  $(\ell_i)_{i \in I}$ . The *language* of  $S$  is the set  $\mathcal{L}[S] = \{\mathcal{L}[\pi] \mid \pi \in \Delta_S^\infty\}$ . Finally,  $prf : \Delta_S^\infty \rightarrow 2^{\Delta_S}$  maps each run  $\pi \in \Delta_S^\infty$  to its set of finite prefixes. As usual, for all  $\pi \in \Delta_S^\infty$ , the empty prefix  $\epsilon$  belongs to  $prf(\pi)$ . For convenience, we will occasionally write  $s_0 \xrightarrow{\ell_0} s_1 \dots s_n \xrightarrow{\ell_n} s_{n+1}$  for finite sequences.

The logic  $\mathcal{QL}$  is introduced in [5] to express system-level QoS properties. Akin *DLTL* [15],  $\mathcal{QL}$  is basically a linear temporal logic where atomic formulae, ranged over by  $\psi$ , constrain quantitative attributes, and the ‘until’ modality is restricted to specific runs. The syntax of  $\mathcal{QL}$  is given by the grammar:

$$\Phi ::= \top \mid \psi \mid \neg\Phi \mid \Phi \vee \Phi \mid \Phi \text{ U}^G \Phi$$

where  $\top$  is the truth value ‘true’,  $\neg$  and  $\vee$  are the usual connectives for logical negation and disjunction, and the index  $G$  of the ‘until’ modality is a *global choreography* (g-choreographies for short) [6] meant to restrict the set of runs to be considered for the satisfiability of formulae<sup>5</sup>. G-choreographies can be thought of as regular expressions on the alphabet  $\{\text{break}\} \cup \{A \rightarrow B : m \mid A, B \in \mathcal{P}, m \in \mathcal{M}\}$  where, **break** is used to stop iterations and  $A \rightarrow B : m$  represents an interaction where  $A$  and  $B$  exchange message  $m$ . We let  $_+ \_$ ,  $\_*$ , and  $\_;$  respectively denote choice operator, Kleene star, and sequential composition (with  $\_;$  taking precedence over  $\_+ \_$ ).

*Example 2.* The g-choreography  $G_{\text{sys}} = A \rightarrow B : x ; B \rightarrow A : y ; G_{\text{exch}}^* ; A \rightarrow B : z2$  corresponds to the qCS in Example 1 with  $G_{\text{exch}} = A \rightarrow B : z1 ; B \rightarrow A : y$  specifying the exchange of messages **z1** and **y** between  $A$  and  $B$ .  $\diamond$

<sup>5</sup> Logical connectives  $\wedge$  and  $\implies$  are defined as usual while possibility  $\langle G \rangle \Phi$  and necessity  $[G] \Phi$  are defined as  $\top \text{ U}^G \Phi$  and  $\neg \langle G \rangle \neg \Phi$  respectively.

A g-choreography  $G$  induces a causality relation on the underlying communication whereby the output of an interaction precedes the corresponding input and, for the sequential composition  $G;G'$  the actions in  $G$  precede those in  $G'$  when executed by a same participant. The *language*  $\mathcal{L}[G]$  of a g-choreography  $G$  consists of all possible sequences of communication actions compatible with the causal relation induced by  $G$  (note that  $\mathcal{L}[G]$  is prefix-closed). We write  $\hat{\mathcal{L}}[G]$  for the set of sequences in  $\mathcal{L}[G]$  that are not proper prefixes of any other sequence in  $\mathcal{L}[G]$ . The technical definition of  $\mathcal{L}[G]$ , immaterial here, can be found in [6].<sup>6</sup> The next example builds on Example 1 to illustrate how to express a QoS property in  $\mathcal{QL}$ .

*Example 3 (QoS properties).* The runs of the system where where  $A$  and  $B$  exchange message  $\mathbf{z1}$  and  $\mathbf{y}$  three times can be specified by the g-choreography  $G_3 = A \rightarrow B : \mathbf{x}; B \rightarrow A : \mathbf{y}; G_{\text{exch}}; G_{\text{exch}}; G_{\text{exch}}$  where  $G_{\text{exch}}$  is defined in Example 2. Then the  $\mathcal{QL}$  formula  $\Phi \equiv [G_3](\text{cost} > 0) \implies [G_3; G_{\text{exch}}^*](\text{cost} \leq \text{mem} \cdot 10)$  holds either if the first three exchanges do not have positive cost or if the cost of every subsequent exchange falls within the specified bounds.  $\diamond$

The models of  $\mathcal{QL}$  are defined in terms of runs of a QoS-extended communicating systems and an *aggregation function* [5] that formalises the conditions for a QoS property to hold in a run. The aggregation function, denoted below as  $\text{agg}_S$  depends on application-dependent binary *aggregation operators* that define how QoS attributes accumulate along a run. Hereafter, we assume that each QoS attribute has an associated aggregation operator.

A configuration is *accepting* if all participants are in a accepting state; a *completion* of a run  $\pi$  of a system  $S$  is a sequence  $\pi'$  ending in an accepting configuration such that  $\pi\pi' \in \Delta_S^\infty$ . A QoS property  $\Phi$  is *satisfiable* in  $S$  if there exists a run  $\pi \in \Delta_S^\infty$  with an accepting configuration such that  $\langle \pi, \epsilon \rangle \models_S \Phi$  holds, where relation  $\langle -, \cdot \rangle \models_S -$  is defined as follows:

$$\begin{aligned} \langle \pi, \pi' \rangle \models_S \psi &\text{ iff } \text{agg}_S(\pi') \vdash_{RCF} \psi \quad \text{if } \psi \text{ atomic and } \pi' \in \text{prf}(\pi) \\ \langle \pi, \pi' \rangle \models_S \neg\Phi &\text{ iff } \langle \pi, \pi' \rangle \models_S \Phi \text{ does not hold} \\ \langle \pi, \pi' \rangle \models_S \Phi_1 \vee \Phi_2 &\text{ iff } \langle \pi, \pi' \rangle \models_S \Phi_1 \text{ or } \langle \pi, \pi' \rangle \models_S \Phi_2 \\ \langle \pi, \pi' \rangle \models_S \Phi_1 \text{ U}^G \Phi_2 &\text{ iff there is a completion } \pi'' \text{ of } \pi' \text{ such that} \\ &\mathcal{L}[\pi''] \in \hat{\mathcal{L}}[G], \langle \pi, \pi'' \rangle \models_S \Phi_2 \text{ and, for all} \\ &\pi''' \in \text{prf}(\pi''), \text{ if } \pi''' \neq \pi'' \text{ then } \langle \pi, \pi''\pi''' \rangle \models_S \Phi_1. \end{aligned}$$

To handle atomic formulae, the first clause leverages *real-closed fields* (RCFs), a decidable formalisation of the first-order theory of real numbers [16, Thm. 37], that we use as a basis for expressing such QoS constraints [5]; we interfaced MoCheQoS with the state-of-the-art SMT solver Z3 [7] to check the validity of these constraints (i.e.,  $\vdash_{RCF}$ ). The ‘until’ modality requires  $\Phi_2$  to hold at some point along  $\pi$ , i.e. on a run  $\pi''$  where completion  $\pi''$  follow run  $\pi$ , with  $\Phi_1$

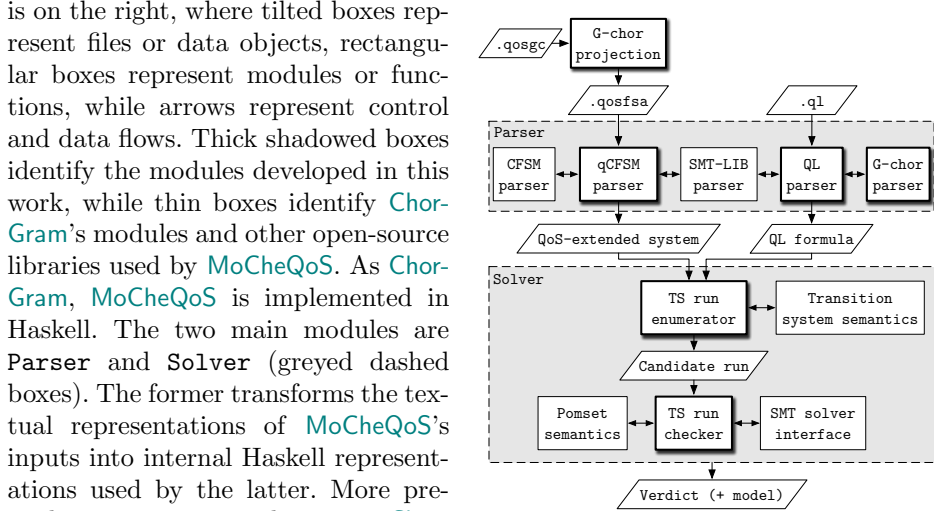
<sup>6</sup> As an example, consider  $S$  from and Example 1 and  $G_{\text{sys}}$  from Example 2; we have  $\mathcal{L}[G_{\text{sys}}] \subset \mathcal{L}[S]$  since  $G_{\text{sys}}$  requires that  $\mathbf{z1}$  is sent at least one time, while  $S$  allows executions where  $\mathbf{z1}$  is not exchanged.

satisfied up to that point and  $\pi''$  compatible with  $G$ . A run  $\pi''$  is compatible with a g-choreography  $G$  if it belongs to its language  $\hat{\mathcal{L}}[G]$ .

A QoS property  $\Phi$  is *satisfiable* in  $S$  if there exists a run  $\pi \in \Delta_S^\infty$  such that  $\langle \pi, \epsilon \rangle \models_S \Phi$ , and it is *valid* (denoted as  $\models_S \Phi$ ) if, for all runs  $\pi \in \Delta_S^\infty$  that contain a final configuration,  $\langle \pi, \epsilon \rangle \models_S \Phi$ . The semi-decision algorithm presented in [5] takes as input a QoS property  $\Phi$ , a communicating system  $S$  and a bound  $k$ , and returns *true* if and only if there exists a run  $\pi$  of length at most  $k$  such that  $\langle \pi, \epsilon \rangle \models_S \Phi$ . The algorithm iterates over all runs of length at most  $k$  and, for each of them, it calls an auxiliary procedure that checks whether the run satisfies the QoS property by recursively following the definition of  $\models_S$  presented above.

### 3 A bounded Model Checker for QoS

We now present the architecture of **MoCheQoS**; a detailed presentation of its command line interface and the relevant file formats is in the accompanying artefact submission. A graphical representation of the architecture



is on the right, where tilted boxes represent files or data objects, rectangular boxes represent modules or functions, while arrows represent control and data flows. Thick shadowed boxes identify the modules developed in this work, while thin boxes identify **ChorGram**'s modules and other open-source libraries used by **MoCheQoS**. As **ChorGram**, **MoCheQoS** is implemented in Haskell. The two main modules are **Parser** and **Solver** (greyed dashed boxes). The former transforms the textual representations of **MoCheQoS**'s inputs into internal Haskell representations used by the latter. More precisely, **qCFSM parser** leverages **ChorGram**'s **CFSM parser** to process a textual description of the system from a `.qosfsa` file. Likewise, **QL parser** leverages **G-chor parser** (**ChorGram**'s g-choreographies parser) to process a `.ql` file containing a simple textual description of the  $QL$  formula to verify. Both modules rely on the **SMT-LIB parser**, Haskell's `smt-lib` package. The format of `.qosfsa` files is an extension of **ChorGram**'s `.fsa` format. This extension enables the specification of the set of QoS attributes of interest with (i) aggregation operators, (ii) QoS constraints associated to the states of machines, and (iii) accepting states of machines. Additionally, **MoCheQoS** supports an extension of **ChorGram**'s g-choreographies to directly specify in a `.qosgc` file the QoS-related information on a g-choreography that can be projected on qCFSMs. This required to adapt **ChorGram**'s **G-chor projection** and **G-chor parser** modules to support QoS specifications.

The `.ql` format borrows the g-choreography syntax of `ChorGram` for the case of the ‘until’ modality. The `Parser` module produces the `QoS-extended system` and the `QL formula` from the input files and passes them to `Solver`, our implementation of the bounded model checking algorithm in [5] (cf. Sec. 2). More precisely, `TS run enumerator` invokes `Transition system semantics` (`ChorGram`’s `TS` module) to incrementally enumerates the runs of the system (within the bound given in input parameter `k`). Then `TS run enumerator` invokes `TS run checker` on each enumerated run to check if it is a model of the `QL` formula.

Properties encompassing sub-formulas of the form  $\Phi \cup^G \Phi'$  require `TS run checker` to invoke `ChorGram`’s `PomsetSemantics` module in order to compute the language<sup>7</sup> of `G` and to check membership of runs to it. Properties involving QoS constraints of an atomic formulae require `TS run checker` to invoke the `SMT solver interface` to produce and check SMT-LIB queries. The `SMT solver interface` is composed of a modified version of Haskell’s `smt-lib` package to build the SMT-LIB query and of Haskell’s `SimpleSMT` package to call `Z3`. The SMT-LIB query produced for an atomic formula  $\psi$  allows to check whether there exists a counterexample to the entailment  $\text{agg}_S(\pi') \vdash_{RCF} \psi$ . The SMT-LIB query is then sent to `Z3` using Haskell’s `SimpleSMT` package. Finally, `Solver` returns a negative `Verdict` if the formula cannot be satisfied within the given bounds or a positive `Verdict` with a witnessing `model` (the run satisfying the `QL formula`) otherwise. To optimise computations on same inputs, `MoCheQoS` memorises the results of (a) the computation of the language of g-choreographies indexing ‘until’ operators, (b) the computation of the verdict of atomic entailment  $- \vdash_{RCF} -$ , and (c) the membership check of a run to the language of a g-choreography. Results of operations (a) and (c) are stored using a hash table, while results of operation (b) are stored using a balanced binary search tree.

## 4 Evaluation

Our empirical study aims to evaluate applicability and scalability of our approach. Towards applicability, Sec. 4.1 develops a case study adopting SLAs from the AWS cloud [12] while Sec. 4.2 borrows a case study from [13] to show how our approach can leverage automatic extraction of communicating systems. Towards scalability, Sec. 4.3 analyses `MoCheQoS` to measure its performance.

The results presented in the next sections show that our framework can model SLAs present in industrial-strength scenarios (Sec. 4.1). Notably, `MoCheQoS` can effectively verify relevant system-level QoS in such scenarios and produce counterexamples to refine a property being checked. Moreover, Sec. 4.2 `MoCheQoS` can be used to effectively analyse system-level QoS properties of communicating systems automatically extracted from code.

<sup>7</sup> Iterative sub-terms are replaced by their  $n$ -unfolding, with  $0 \leq n \leq u$ , where `u` is an input parameter of `MoCheQoS` that defaults to parameter `k`. The  $n$ -unfolding of  $G'^*$  is the sequential composition of  $G'$  with itself  $n$  times.



cumulative	pricing scheme	configuration
num. of emails	price/hour for server software	num. of CPUs
data transferred out (Kb)	price/hour for infrastructure usage	amount of memory
num. of authenticated users	price/Gb for data transfer	network performance
price for incoming mails	price/user for <b>A</b>	instance type
server execution time (s)		
total execution time (s)		

Table 1: SLA attributes for the AWS case study

#### 4.1 SLA in the Amazon cloud

The case study consists of a three-party version of the POP protocol [17] modelled after the OAuth authentication protocol [18]. More precisely, a client **C** securely accesses a remote mailbox server **S** after clearing authentication through a third party server **A**. This is specified by the g-choreography  $G_{\text{auth}} = C \rightarrow A: \text{cred}; (G_{\text{token}} + A \rightarrow C: \text{error})$  where  $G_{\text{token}}$  models the phase of the OAuth protocol where **C** acquires an authentication token granted if the credentials of the client **C** are valid; the acquired token allows **C** to prove its identity to the POP server **S**. This can be modelled as follows:

$$\begin{aligned}
G_{\text{token}} &= A \rightarrow C: \text{token}; C \rightarrow S: \text{token}; (S \rightarrow C: \text{fail} + S \rightarrow C: \text{ok}; G_{\text{POP}}) \\
G_{\text{POP}} &= G_{\text{quit}} + C \rightarrow S: \text{helo}; S \rightarrow C: \text{int}; (G_{\text{quit}} + G_{\text{read}}^*; G_{\text{quit}}) \\
G_{\text{quit}} &= C \rightarrow S: \text{quit}; S \rightarrow C: \text{bye} \\
G_{\text{read}} &= C \rightarrow S: \text{read}; S \rightarrow C: \text{size}; (\text{break} + C \rightarrow S: \text{retr}; S \rightarrow C: \text{msg}; C \rightarrow S: \text{ack})
\end{aligned}$$

We consider a system of qCFSM, one per participant, realising the g-choreography  $G_{\text{auth}}$  (cf. Fig. 4 in Appendix A). The states of the qCFSMs are decorated by QoS specifications derived by the publicly available SLAs. Specifically, we use the SLA of the Ory Network identity infrastructure [19] for **A**, the one for **C** reflects the SLA of clients of Amazon’s Simple Email Service (SES) [20], and the SLA of **S** is modelled after the iRedMail service published in the AWS marketplace [21]. We identified the attributes in Table 1, which are classified as *cumulative* if attribute values add up some numerical quantities along the execution, *pricing-scheme* for attributes specifying parameters for determining the monetary cost of the service, and *configuration* for attributes fixing the elements of the computational infrastructure required. Notice that execution time is measured in seconds, while its pricing scheme is expressed per hour. Similarly, data transfer is measured in kilobytes, while its pricing scheme is expressed per gigabyte. Thus, unit conversions will be performed when computing total costs. Our approach requires to constrain the quality attributes for each state of the participant while the constraints specified in the publicly available SLAs are relative to the whole execution. We overcome this obstacle by identifying the states in the qCFSMs which are relevant to the constraint and assigning a corresponding QoS specification to each of these states. For example, the SLA of Amazon SES specifies that the price paid for each incoming email is  $10^{-4}$  USD; this decorates the state in the client’s qCFSM where mails are received.

The value of the pricing-scheme attributes and the configuration attributes are determined by the value of the instance type attribute, which models the



	No. of states	No. of transitions
Client <b>C</b>	15	17
Server <b>S</b>	12	14
Auth. server <b>A</b>	4	3
LTS of composition	34	38

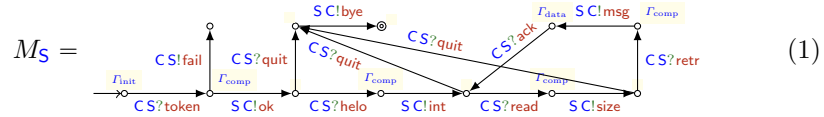
Table 2: Size of the AWS case study model

type of the *compute* instance<sup>8</sup> decided by the user when configuring the services. This relation is rendered in our model with logical implications. For example, AWS stipulates that if the selected instance type is ‘t4g.nano’<sup>9</sup> (in our model represented by the natural number 1) then the hourly rate paid for compute is 0.0042 USD; this yields the following implication to be included in the QoS specification of the initial state of the server qCFSM together with analogous implications for other instance types:

$$\text{instanceType} = 1 \implies (\text{hrRateCompute} = 0.0042 \wedge \text{CPUs} = 2 \\ \wedge \text{memoryCapacity} = 0.5 \wedge \text{networkPerformance} \leq 5)$$

In summary, the case study is composed of three qCFSMs whose QoS specifications predicate over 14 quality attributes. The size of the model is reported in Table 2 and the CFSMs are reported in Appendix A. It is worth recalling that CFSMs abstract away from local computations and focus only on the communication actions. Hence, the number of states and transitions only reflect the size of the communication protocol and not necessarily the size of the implementation.

Due to space limitations, here we only show the qCFSM for the server **S**:



where  $\Gamma_{\text{comp}} = \{0.5 < \text{execTime} < 3, \text{execTimeServer} = \text{execTime}\}$ , modeling states where the server is performing significant computations, and  $\Gamma_{\text{data}} = \{10 < \text{dataTransferredOut} < 500\}$ , modeling states where the server has sent data to the client. The specification  $\Gamma_{\text{init}}$  models the configuration of the AWS instance as stated earlier. (See full description in the Appendix A).

We now focus on some system-level properties to be checked with MoCheQoS. In this case study, we are interested in verifying the overall monetary cost of the coordinated execution of the three services. By inspecting the pricing scheme in the services SLAs, we can derive the following expression that characterizes the overall cost of an execution of the system in terms of the aggregated values of the quality attributes:

$$\text{totalCost} = (\text{execTime}/60^2) \cdot \text{hrRateCompute} + (\text{execTimeServer}/60^2) \cdot \text{hrRateServerSoftware} \\ + (\text{dataTransferredOut}/1024^2) \cdot \text{transferGBRate} + \text{usersAuth} \cdot \text{ratePerUserAuth} + \text{priceEmails}$$

<sup>8</sup> In AWS jargon, *compute* refers to computational infrastructure, i.e., virtual computers that are rented through services like Amazon Elastic Compute Cloud (EC2).

<sup>9</sup> ‘T4g’ is a family of compute instances that are powered by a specific type of processor, while the ‘nano’ suffix indicates the smallest size of the instance.

The values of `execTime` and `execTimeServer` are converted from seconds to hours, and the value of `dataTransferredOut` from kilobytes to gigabytes. We can then write the  $QL$  formula  $\Phi_1 = [G_{\text{init}}; G_{\text{msg}}] \text{totalCost} \leq 1$  where

$$\begin{aligned} G_{\text{init}} &= C \rightarrow A: \text{cred}; A \rightarrow C: \text{token}; C \rightarrow S: \text{token}; S \rightarrow C: \text{ok}; C \rightarrow S: \text{hello}; S \rightarrow C: \text{int} \\ G_{\text{msg}} &= C \rightarrow S: \text{read}; S \rightarrow C: \text{size}; C \rightarrow S: \text{retr}; S \rightarrow C: \text{msg}; S \rightarrow C: \text{ack} \end{aligned}$$

to check whether the cost of receiving one email falls below a given threshold. The validity of  $\Phi_1$  is checked by `MoCheQoS` in less than one second when using the length of any run matching the g-choreography as a bound (namely, we fix  $k = 26$ ). We can also write the formula  $\Phi_2 = [G_{\text{init}}; G_{\text{msg}}^*] \text{totalCost} \leq \text{emailsRetrieved}$  to check a relation between the total cost of an execution and the number of emails retrieved by the client. In less than one second `MoCheQoS` produces a counterexample to the validity of  $\Phi_2$  (a run where the client retrieves 0 emails). This means the cost of such an execution is not 0, which hints at the fact that there is a fixed cost for the execution of the services even if no emails are retrieved. On the formula  $\Phi_3 = [G_{\text{init}}; G_{\text{msg}}^*] \text{totalCost} \leq 1 + \text{emailsRetrieved}$  (which sets at 1 USD the fixed cost), `MoCheQoS` takes 135 seconds to report that no counterexamples were found with a bound of  $k = 100$ . A stronger requirement can be expressed by putting tighter bounds on the fixed cost and the cost per email:  $\Phi_4 = [G_{\text{init}}; G_{\text{msg}}^*] \text{totalCost} \leq 0.5 + 0.5 \cdot \text{emailsRetrieved}$ . Again, with a bound of  $k = 100$ , `MoCheQoS` takes 137 seconds to report that no counterexamples were found.

## 4.2 Model extraction

We show how to apply `MoCheQoS` on a model automatically inferred from the OCaml code of the case study presented in [13]. Fig. 1 depicts the system inferred in [13] where the user requests the master to resolve a computational problem (whose nature is inconsequential here). The master splits the problem into two tasks and sends them to the worker, which sends back to the master the solutions of each task. Before collecting the second partial results from the worker, the master sends a ‘work-in-progress’ message to the user. Finally, upon reception of the second partial result, the master combines the solutions and sends the final result to the user. The thick gray arrow in Fig. 1 is the only addition we made to the original case study so to enable the user to decide to iteratively make new requests or to stop.

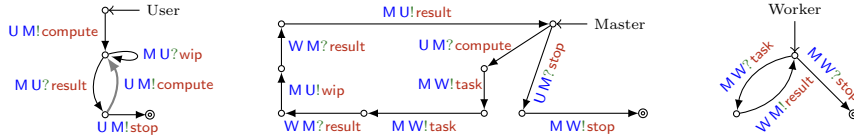


Figure 1: Communicating system of the case study presented in [13]

The QoS specifications involve price, number of tasks computed, and allocated memory, respectively denoted with  $p$ ,  $t$ , and  $\text{mem}$ . The constraints over these

Formula	Bound $k = 18$				Bound $k = 32$			
	satisfiability		validity		satisfiability		validity	
	Time (s)	Result	Time (s)	Result	Time (s)	Result	Time (s)	Result
$\Phi_1$	.3	sat	1.7	No CE	.3	sat	34	No CE
$\Phi_2$	.3	sat	1.9	No CE	.3	sat	185	No CE
$\Phi_3$	.3	sat	1.9	No CE	.3	sat	186	No CE
$\Phi_4$	.5	sat	6	No CE	.6	sat	30	CE

Table 3: Results on model extraction case study (CE = counter example)

attributes have been manually specified and assigned to the states of the qCF-SMs. For instance, we assume each problem instance (requested from the user) to require at most 5 units of memory and model this by adding a constraint over `mem` to the states where memory is allocated for the problem instance. Similarly, we assume the result of the problem to require at most 1 unit of memory. Additionally, we assume that the master charges a flat fee of 10 monetary units once the computation is completed, while the worker’s cost varies based on the size of the task. We check the following  $QL$  properties:

$$\begin{aligned} \Phi_1 &\equiv [G](t \cdot 6 \leq p < 12.5) & \Phi_3 &\equiv [G^*](1 \leq \text{mem} < 10) \\ \Phi_2 &\equiv [G^*](t \cdot 6 \leq p < 12.5) & \Phi_4 &\equiv (p \leq t \cdot 12.5) \ U^G ([G^*] p \leq 25) \end{aligned}$$

where  $G$  describes the process of computing one problem instance, starting with  $U \rightarrow M$ : `compute` and ending with  $M \rightarrow U$ : `result` (Appendix C reports the details about the models of this case study.) Formula  $\Phi_1$  uses the necessity modality to express bounds on the price of the computation of one problem instance. Formulas  $\Phi_2$  and  $\Phi_3$  use the necessity modality to express bounds on the price and the memory used after computing any number of problem instances. Formula  $\Phi_4$  states that (i) up to the computation of the first problem instance, the price falls below a bound depending on the number of tasks computed, and (ii) afterwards, the price is always bounded by 25 right after any number of computed problem instances. We applied MoCheQoS on these formulas with bounds that correspond to unfolding loops once and twice ( $k = 18$  and  $k = 32$  are, respectively, the lengths of runs where the master sends the result of one and two problem instances and the user stops). The results of the experiments are summarised in Table 3 where times are in seconds. Noticeably, for satisfiability the results with  $k = 18$  subsume those with  $k = 32$ ; also, for  $\Phi_4$ , a bound of 32 is needed to find a counterexample, which shows that the formula is satisfiable but not valid.

### 4.3 Performance

The performance of MoCheQoS depends on the cost of checking if a formula  $\Phi$  holds on any run of the system  $S$  of length at most  $k$ ; this cost is dominated by the evaluation of the ‘until’ sub-formulae<sup>10</sup>  $\Phi_1 \ U^G \ \Phi_2$  which depends on the complexity of  $G$  and of  $\Phi_1$  and  $\Phi_2$ . We therefore generate synthetic properties following the pattern  $\Phi \equiv \Phi_1 \ U^G \ \Phi_2$  and varying the size and complexity of  $G$ . Formulas  $\Phi_1$  and  $\Phi_2$  are created to cover (i) the best case (any run that matches

<sup>10</sup> This requires to query the SMT-LIB to solve QoS constraints; we use Z3 as a black-box which we cannot control; therefore, its computational costs are factored out.

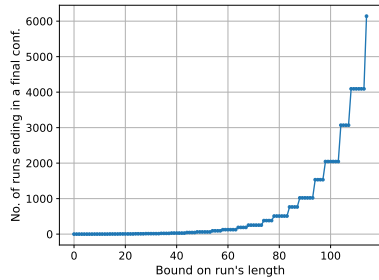
the language of  $G$  satisfies  $\Phi$ ), (ii) the worst case (no run matching the language of  $G$  satisfies  $\Phi$ ), and (iii) the ‘average’ case (only a single random run that matches the language of  $G$  satisfies  $\Phi$ ).

The performance analysis of **MoCheQoS** was driven by experiments<sup>11</sup> tailored to address the following questions:

**Loop unfolding** How does performance evolve as we increase the number of loop unfoldings in g-choreographies indexing ‘until’ sub-formulae?

**Nested choices** How does average performance evolve as we increase the number of nested choices in g-choreographies indexing ‘until’ sub-formulae?

**Loop unfolding** The experiments are performed on the set of qCFSMs described in the AWS cloud case study in Sec. 4.1. To help the reader understand the size of the problem, we show below the number of runs of this system as a function of the bound  $k$  on the size of the runs. Due to interleaving of the transitions in the asynchronous communication, the number of runs grows exponentially when the number of loop unfoldings in the POP protocol increases.



We synthetically generate six families of  $QL$  formulas with the shape  $\Phi_1 \cup^G \Phi_2$  where  $G = G_{\text{init}}; G_{\text{msg}}^n$ , for  $1 \leq n \leq 10$ , with  $G_{\text{init}}$  and  $G_{\text{msg}}$  defined as in Sec. 4.1. The first three families of formulas are constructed to be satisfiable while the last three to be unsatisfiable. The unsatisfiable formulas are constructed by guaranteeing that no run compatible with  $G$  satisfies  $\Phi_2$ . For each formula we execute **MoCheQoS** with a bound  $k = 16 + 10n$ , which guarantees that the runs of the system that match  $G$  are reached. The results are shown in Fig. 2. Fig. 2a plots the time it takes for **MoCheQoS** to find a model for the three families of satisfiable formulas as a function of  $n$ . The three families differ in how  $\Phi_1$  and  $\Phi_2$  are constructed: (i) both as atomic truth values, (ii)  $\Phi_1$  as an atomic truth value and  $\Phi_2$  as a QoS constraint, or (iii) both as QoS constraints. Fig. 2b plots the time **MoCheQoS** takes to report that no model was found for the three families of unsatisfiable formulas as a function of  $n$ . The results show that the main source of computational burden, as the number of loop unfoldings increases, is the verification of the QoS constraint in  $\Phi_1$ , the first operand of the ‘until’ operator. In Fig. 2a and Fig. 2b, this is manifested by the green line growing significantly faster than the other two lines. The explanation for this is that, due to the semantics of the ‘until’, the verification of  $\Phi_1$  has to be performed in every prefix of the run and, when  $\Phi_1$  is a QoS constraint, each verification is done by calling **Z3** with a different SMT-LIB query.

**Nested choices** To evaluate the performance of **MoCheQoS** in the presence of nested choices indexing ‘until’ sub-formulae, we will construct synthetic systems

<sup>11</sup> We used **Z3** v4.10.2 and an 8-cores MacBook Pro (Apple M1) with 16GB of memory.

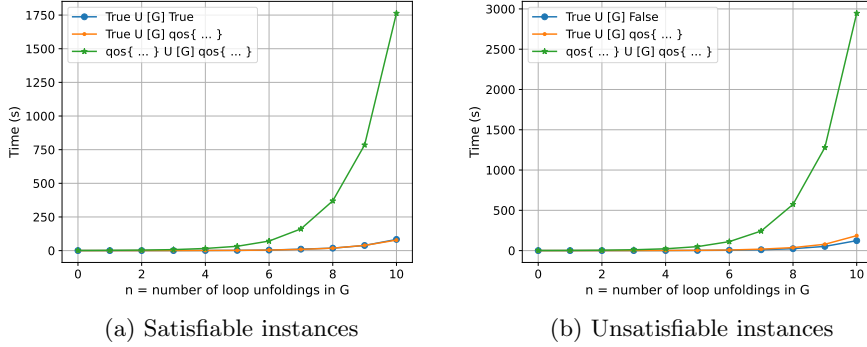


Figure 2: Execution time to analyse (un)satisfiable ‘until’ formulas

by varying the number of nested choices in the g-choreography of the system. We consider systems of two participants taking turns in sending a message to each other; the sender of each turn chooses between two messages. Due to the branching nature of this behaviour, the number of runs in a system grows as  $2^n$  where  $n$  is the number of nested choices (i.e., the number of turns). We synthetically generate systems with this behaviour by varying  $n$  from 1 to 10. Remarkably, nested choices correspond to nested conditional statements and accepted metrics recommend to keep low the nesting level of conditional statements. In particular, an accepted upper bound of *cyclomatic complexity*<sup>12</sup> is 15, which corresponds to less than 4 nested conditional statements.

To generate these systems, we craft QoS-extended g-choreography in `.qosgc` format and then leverage `ChorGram`’s `G-chor projection` to obtain the qCFSMs of the system. The QoS specifications comprise five QoS attributes and determine unique values for them in each final state, enabling the construction of  $\mathcal{QL}$  formulas that are satisfied by only one run of the system. In this way, we can use these generated cases to evaluate the performance of `MoCheQoS` in finding the only run that satisfies a formula in a search space of exponential size in  $n$ . The formula is generated by following the pattern  $\top \cup^G \psi$ , where  $G$  matches every run of the system and  $\psi$  is a QoS constraint, determining the value of the five QoS attributes, that is satisfied by only one run. Fig. 3a shows the generated  $G$  for two nested choices. See Appendix B for a detailed view of the files used in this case study. The bound  $k$  is set high enough to guarantee that all runs of the system are reached by the analysis. For each value of  $n$ , we generate 100 different random instances of the  $\mathcal{QL}$  formula, where the only run that satisfies the formula is chosen randomly, and execute `MoCheQoS` on each instance. Fig. 3b shows the results as a boxplot per number of nested choices. Remarkably, both the average execution time and its variance grow as  $n$  increases. This is due to the fact that the difference in time between the best and worst case scenarios,

<sup>12</sup> Cyclomatic complexity [22] measures the complexity of programs according to the number of independent paths represented in the source code.

```

Bob → Alice: m0 ; {
  Alice → Bob: m0; Bob → Alice: leaf1
+
  Alice → Bob: m1; Bob → Alice: leaf2
}
+
Bob → Alice: m1; {
  Alice → Bob: m0; Bob → Alice: leaf3
+
  Alice → Bob: m1; Bob → Alice: leaf4
}

```

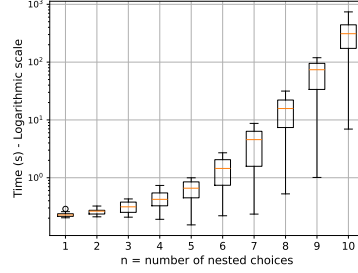
(a) Generated g-choreography for  $n = 2$ (b) Average execution time versus  $n$ 

Figure 3: Performance on the ‘average’ case for formulas with nested choices

where the model is found either in the first or the last enumerated run matching  $G$ , increases with  $n$ . The apparent bias in dispersion towards lower execution times is just a visual effect due to the logarithmic scale of the y-axis.

## 5 Related Work

We position **MoCheQoS** in the category of static analysers of system-level QoS properties. There is a vast literature on QoS, spanning a wide range of contexts and methods [23,24], QoS for choreographies [25,26], and formal models and analysis procedures that have been proposed without tool supported analysis.

A tool for the automatic analysis of QoS properties appeared in [27] where QoS specifications were expressed as theory presentations over quantitative attributes but only considering convex polytopes; this restriction is not present in our language. Unlike **MoCheQoS**, the approach in [27] relies on “monolithic” specifications of QoS, rendering hard its application to distributed systems without adding some composition mechanisms. We instead assign QoS contracts to states of communicating services and then aggregate them in order to analyse properties along executions of the whole system.

Metric functions are used in [28] to verify SLAs of client-server systems via the interactive theorem prover KeY [29]. We can deal with multiparty system and the analysis of QoS properties of **MoCheQoS** is fully automatic. Other abstract models of QoS such as quantales [30] or c-semirings [31,32,33] have been proposed. Process calculi capable of expressing SLAs appeared in [31] and in [33] without a specific analysis technique. A variant of the  $\mu$ -calculus equipped with the capability of expressing QoS properties and an analysis algorithm has been presented in [32] without an implementation.

Automatic extraction of local QoS contracts from global QoS specifications is defined and implemented in [25]; the paper proposes applications including the use of the derived contracts for monitoring but no static analysis procedure of the QoS systems’ behaviour is proposed. On the same basis, monitoring algorithms

were presented in [26] and contracts are used for run-time prediction, adaptive composition, or compliance checking.

Probabilistic model checking (PMC) [34,35] implemented in PRISM [36] features the automated analysis of quantitative properties. The main differences with respect to our work are the modelling language and the properties that can be checked. First, PMC models are usually expressed as Markov chains while MoCheQoS does not feature probabilistic information. Second, RCFs are more expressive than the reward functions adopted in [34] since they allow to express first order formulae over QoS attributes. For example, the QoS specifications shown in Sec. 4.1 cannot be expressed with PRISM’s reward functions. Finally, while in PMC properties are expressed as temporal formulae over bounds on the expected cumulative value of a reward, MoCheQoS can verify dynamic temporal formulae where atoms are first order formulae over QoS attributes and temporal modalities are indexed with g-choreographies. Our setting leads to the computation of an aggregation function that collects QoS specifications of states along a run, which is not the case in PMC. Timed automata [37] are used in UPPAAL [38] to verify real-time systems. Our QoS specifications can predicate about time but, unlike in UPPAAL, the behaviour of systems is independent of it. It is therefore not straightforward to compare MoCheQoS with tools like PMC or UPPAAL as they are designed for different purposes. Extending MoCheQoS with time and probabilities is indeed an intriguing endeavour.

## 6 Conclusions and future work

We presented MoCheQoS, a tool to verify QoS properties of message-passing systems. We build a bounded model checker upon the dynamic logic and semi-decision procedure recently presented in [5] which rely on choreographic models. To our best knowledge, MoCheQoS is the first tool to support the static analysis of QoS for choreographic models of message-passing systems. The satisfiability of QoS constraints in atomic formulas is delegated to the SMT solver Z3 while ChorGram is used to handle the choreographic models and their semantics. Notably, MoCheQoS can handle any quality attribute that takes values in the real numbers (if it is equipped with an appropriate aggregation operator), making it highly versatile. Experiments to evaluate the applicability of our approach were conducted over case studies based on the AWS cloud and on models automatically extracted from code. Experiments to evaluate the scalability of our approach were conducted over synthetically generated models and properties.

Our experiments demonstrate the effectiveness of MoCheQoS. Nevertheless, there is room for improvement. We are considering abstract semantics where runs are partitioned in equivalence classes so that we have to check only representative runs of such classes in order to tackle the computational blow up due to asynchronous communications as discussed in Sec. 4.

In scope of future work is also the definition of a domain-specific language to ease the modelling phase. For instance, such language could feature data types to express non-cumulative attributes (as those used in Sec. 4.1).



## References

1. Fiadeiro, J.L., Lopes, A., Bocchi, L.: An abstract model of service discovery and binding. *Formal Aspects of Computing* **23**(4) (2011) 433–463
2. Amazon: AWS Lambda Service Level Agreement. <https://aws.amazon.com/lambda/sla/>
3. Amazon: AWS Lambda Pricing. <https://aws.amazon.com/lambda/pricing/>
4. World Wide Web Consortium: Web Services Description Language (WSDL) Version 2.0 Part 1: Core Language. On-line Available at <https://www.w3.org/TR/wsdl20/>.
5. Lopez Pombo, C.G., Martínez Suñé, A.E., Tuosto, E.: A dynamic temporal logic for quality of service in choreographic models. In Ábrahám, E., Dubslaff, C., Tarifa, S.L.T., eds.: *Proceedings of 20th International Colloquium on Theoretical Aspects of Computing - ICTAC 2023*. Volume 14446 of *Lecture Notes in Computer Science.*, Lima, Perú, Springer-Verlag (December 2023) 119–138
6. Tuosto, E., Guanciale, R.: Semantics of global view of choreographies. *Journal of Logical and Algebraic Methods in Programming* **95** (2018) 17–40
7. de Moura, L., Bjørner, N.: Z3: an efficient SMT solver. In Ramakrishnan, C., Rehof, J., eds.: *Proceedings of 14th International Conference Tools and Algorithms for the Construction and Analysis of Systems TACAS 2008, Held as Part of the Joint European Conferences on Theory and Practice of Software, ETAPS 2008*. Volume 4963 of *Lecture Notes in Computer Science.*, Springer-Verlag (2008) 337–340
8. Coto, A., Guanciale, R., Tuosto, E.: Choreographic development of message-passing applications - A tutorial. In Bliudze, S., Bocchi, L., eds.: *Coordination Models and Languages - 22nd IFIP WG 6.1 International Conference, COORDINATION 2020, Held as Part of the 15th International Federated Conference on Distributed Computing Techniques, DisCoTec 2020, Valletta, Malta, June 15-19, 2020, Proceedings*. Volume 12134 of *Lecture Notes in Computer Science.*, Springer (2020) 20–36
9. Coto, A., Guanciale, R., Lange, J., Tuosto, E.: **ChorGram**: tool support for choreographic development. Available at <https://bitbucket.org/eMgssi/chorgram/src/master/> (2015)
10. Lange, J., Tuosto, E., Yoshida, N.: A tool for choreography-based analysis of message-passing software. In Gay, S., Ravara, A., eds.: *Behavioural Types: from Theory to Tools. Automation, Control and Robotics*. River (2017) 125–146
11. Lopez Pombo, C.G., Martínez-Suñé, A.E., Tuosto, E.: MoCheQoS: Automated Static Analysis of Quality of Service Properties of Communicating Systems - Artifact. <https://zenodo.org/doi/10.5281/zenodo.10038447>. Git repository available at <https://bitbucket.org/aemartinez/chorgram/src/mocheqos-fm24/>. (June 2024)
12. Amazon: AWS Global Infrastructure. <https://aws.amazon.com/about-aws/global-infrastructure> Accessed on March 27, 2024.
13. Imai, K., Lange, J., Neykova, R.: Kmclib: Automated Inference and Verification of Session Types from OCaml Programs. In Fisman, D., Rosu, G., eds.: *Tools and Algorithms for the Construction and Analysis of Systems*. *Lecture Notes in Computer Science*, Cham, Springer International Publishing (2022) 379–386
14. Brand, D., Zafropulo, P.: On communicating finite-state machines. *Journal of the ACM* **30**(2) (1983) 323–342
15. Henriksen, J.G., Thiagarajan, P.: Dynamic linear time temporal logic. *Annals of Pure and Applied Logic* **96**(1–3) (1999) 187–207 Originally published in [39].

16. Tarski, A.: A decision method for elementary algebra and geometry. Memorandum RM-109, RAND Corporation (1951) Later published in [40] and reprinted in [41].
17. Anonymous: Post office protocol: Version 2. On-line (1985) Available at <https://rfc-editor.org/rfc/rfc937.txt>.
18. Hardt, D.: The OAuth 2.0 Authorization Framework. On-line (2012) Available at <https://rfc-editor.org/rfc/rfc6749.txt>.
19. Ory: Ory - API-first Identity Management, Authentication and Authorization. For Secure, Global, GDPR-compliant Apps. <https://www.ory.sh/> Accessed on April 3, 2024.
20. Amazon Web Services, Inc.: Bulk Cloud Email Service - Amazon Simple Email Service - AWS. <https://aws.amazon.com/ses/> Accessed on April 3, 2024.
21. Amazon Web Services Inc.: AWS Marketplace: iRedMail (IMAP, SMTP, POP3) Email Server on Ubuntu 18.04 LTS. <https://aws.amazon.com/marketplace/pp/prodview-xswbskbnidz5e> Accessed on April 3, 2024.
22. McCabe, T.J.: A complexity measure. *IEEE Transactions on Software Engineering* **SE-2**(4) (1976) 308–320
23. Aleti, A., Buhnova, B., Grunske, L., Koziolok, A., Meedeniya, I.: Software architecture optimization methods: A systematic literature review. *IEEE Transactions on Software Engineering* **39** (2013) 658–683
24. Hayyolalam, V., Kazem, A.A.P.: A systematic literature review on QoS-aware service composition and selection in cloud environment. *Journal of Network and Computer Applications* **110** (2018) 52–74
25. Ivanović, D., Carro, M., Hermenegildo, M.V.: A constraint-based approach to quality assurance in service choreographies. In Liu, C., Ludwig, H., Toumani, F., Yu, Q., eds.: *Proceedings of 10th International Conference on Service-Oriented Computing – ICSOC 2012*. Volume 7636 of *Lecture Notes in Computer Science.*, Springer-Verlag (November 2012) 252–267
26. Kattapur, A., Georgantas, N., Issarny, V.: QoS analysis in heterogeneous choreography interactions. In Basu, S., Pautasso, C., Zhang, L., Fu, X., eds.: *Proceedings of the 11th International Conference on Service Oriented Computing – ICSOC '13*. Volume 8274 of *Lecture Notes in Computer Science.*, Springer-Verlag (December 2013) 23–38
27. Martínez Suñé, A.E., Lopez Pombo, C.G.: Automatic quality-of-service evaluation in service-oriented computing. In Nielson, H.R., Tuosto, E., eds.: *Proceedings of Coordination Models and Languages - 21st IFIP WG 6.1 International Conference, COORDINATION 2019, Held as Part of the 14th International Federated Conference on Distributed Computing Techniques, DisCoTec 2019*. Volume 11533 of *Lecture Notes in Computer Science.*, Springer-Verlag (June 2019) 221–236
28. Giachino, E., de Gouw, S., Laneve, C., Nobakht, B.: Statically and dynamically verifiable SLA metrics. In Ábrahám, E., Bonsangue, M.M., Johnsen, E.B., eds.: *Theory and Practice of Formal Methods - Essays Dedicated to Frank de Boer on the Occasion of His 60th Birthday*. Volume 9660 of *Lecture Notes in Computer Science.*, Springer (2016) 211–225
29. Din, C.C., Bubel, R., Hähnle, R.: Key-abs: A deductive verification tool for the concurrent modeling language ABS. In Felty, A.P., Middeldorp, A., eds.: *Proceedings of 25th International Conference on Automated Deduction - CADE-25*. Volume 9195 of *Lecture Notes in Computer Science.*, Springer-Verlag (August 2015) 517–526
30. Rosenthal, K.I.: *Quantales and their application*. Volume 234 of *Pitman research notes in mathematics series*. Longman Scientific & Technical (1990)

31. Buscemi, M.G., Montanari, U.: Cc-pi: A constraint-based language for specifying service level agreements. In De Nicola, R., ed.: Proceedings of 16th European Symposium on Programming, ESOP 2007, Held as Part of the Joint European Conferences on Theory and Practice of Software (ETAPS 2007). Volume 4421 of Lecture Notes in Computer Science., Springer-Verlag (2007) 18–32
32. Lluch-Lafuente, A., Montanari, U.: Quantitative  $\mu$ -calculus and CTL Based on Constraint Semirings. Electronic Notes in Theoretical Computer Science **112** (2005) 37–59 Proceedings of the Second Workshop on Quantitative Aspects of Programming Languages (QAPL 2004).
33. De Nicola, R., Ferrari, G., Montanari, U., Pugliese, R., Tuosto, E.: A Process Calculus for QoS-Aware Applications. In Jacquet, J.M., Picco, G.P., eds.: Proceedings of 7th International Conference Coordination Models and Languages, COORDINATION 2005. Volume 3454 of Lecture Notes in Computer Science., Springer-Verlag (April 2005) 33–48
34. Kwiatkowska, M.: Quantitative verification: Models, techniques and tools. In: The 6th Joint Meeting on European Software Engineering Conference and the ACM SIGSOFT Symposium on the Foundations of Software Engineering: Companion Papers. ESEC-FSE Companion '07, New York, NY, USA, Association for Computing Machinery (September 2007) 449–458
35. Baier, C., Katoen, J.P., eds.: Principles of Model Checking. The MIT Press (2008)
36. Kwiatkowska, M., Norman, G., Parker, D.: PRISM 4.0: Verification of Probabilistic Real-Time Systems. In Gopalakrishnan, G., Qadeer, S., eds.: Computer Aided Verification. Lecture Notes in Computer Science, Berlin, Heidelberg, Springer (2011) 585–591
37. Alur, R., Dill, D.L.: A theory of timed automata. Theoretical Computer Science **126**(2) (1994) 183–235
38. Larsen, K.G., Pettersson, P., Yi, W.: Uppaal in a nutshell. International Journal on Software Tools for Technology Transfer **1** (1997) 134–152
39. Henriksen, J.G., Thiagarajan, P.: Dynamic linear time temporal logic. Report Series BRICS-RS-97-8, Basic Research in Computer science (1997) Available at <https://tidsskrift.dk/brics/issue/view/2365>.
40. Tarski, A.: A Decision Method for Elementary Algebra and Geometry. University of California Press (1951) Originally published in [16] and reprinted in [41].
41. Tarski, A. In: A Decision Method for Elementary Algebra and Geometry. Springer-Verlag (1998) 24–84 Originally published in [16] and reprinted from [40].

### A SLA in the amazon cloud

In Fig. 4 and Fig. 5 we show, respectively, the qCFSMs and the QoS specifications for the three-party POP protocol used in the case study based on AWS (c.f. Sec. 4.1) and loop unfoldings experiments (c.f. Sec. 4.3). In Fig. 6 we show the transition system.

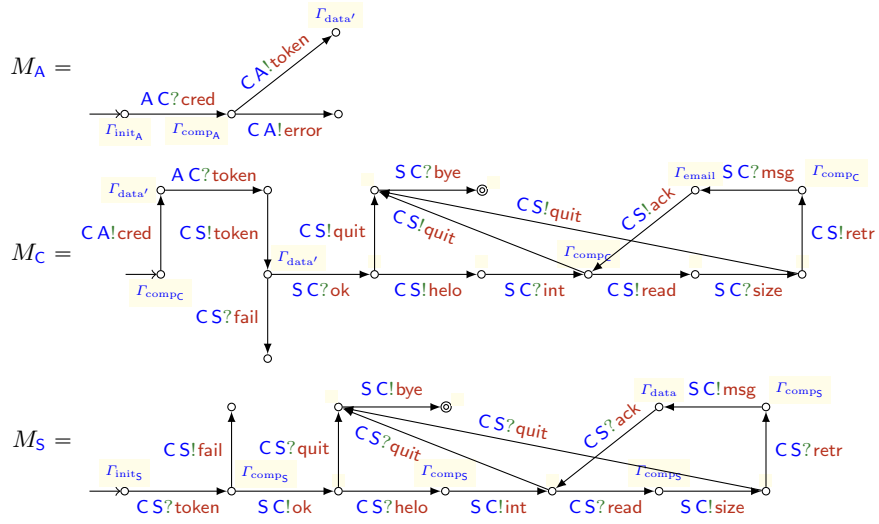


Figure 4: qCFSMs for the POP protocol.

$$\begin{aligned}
\Gamma_{\text{compA}} &= \{ 0.5 < \text{execTime} < 3 \wedge \text{usersAuth} = 1 \} \\
\Gamma_{\text{compC}} &= \{ 0.5 < \text{execTime} < 3 \} \\
\Gamma_{\text{compS}} &= \{ 0.5 < \text{execTime} < 3, \text{execTimeServer} = \text{execTime} \} \\
\Gamma_{\text{data}} &= \{ 10 < \text{dataTransferredOut} < 500 \} \\
\Gamma_{\text{data}'} &= \{ \text{dataTransferredOut} = 2 \} \\
\Gamma_{\text{email}} &= \{ \text{priceEmails} = 0.0001 \wedge \text{emailsRetrieved} = 1 \} \\
\Gamma_{\text{initA}} &= \{ \text{ratePerUserAuth} = 0.001 \} \\
\Gamma_{\text{initS}} &= \{ \text{instanceType} = 1 \implies ( \text{hrRateCompute} = 0.0042 \wedge \text{CPUs} = 2 \\
&\quad \wedge \text{memoryCapacity} = 0.5 \wedge \text{networkPerformance} \leq 5 ), \\
&\quad \text{instanceType} = 2 \implies ( \text{hrRateCompute} = 0.0084 \wedge \text{CPUs} = 2 \\
&\quad \wedge \text{memoryCapacity} = 1 \wedge \text{networkPerformance} \leq 5 ), \\
&\quad \text{instanceType} = 3 \implies ( \text{hrRateCompute} = 0.1344 \wedge \text{CPUs} = 4 \\
&\quad \wedge \text{memoryCapacity} = 16 \wedge \text{networkPerformance} \leq 5 ), \\
&\quad \text{hrRateServerSoftware} = 0.1 \wedge \text{transferGBRate} = 0.09 \wedge \text{instanceType} = 1 \}
\end{aligned}$$

Figure 5: QoS specifications for the POP protocol.

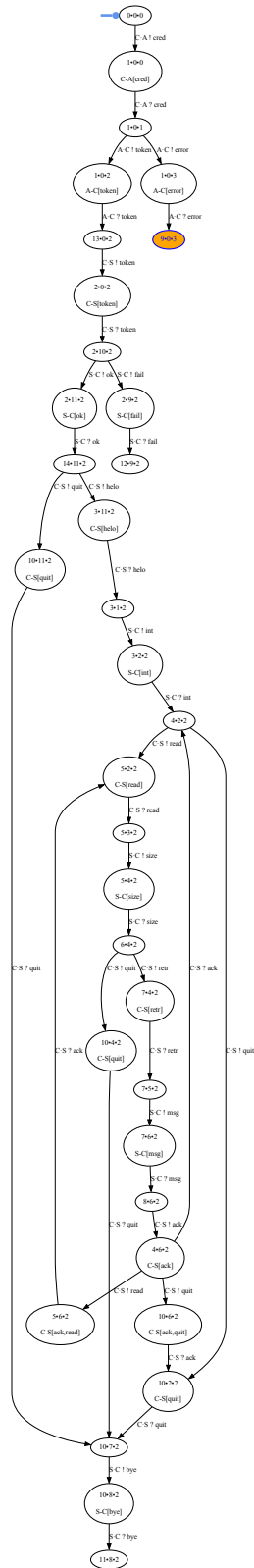


Figure 6: Transition system of the loop unfoldings case study.

## B Nested choices

In Fig. 7 we show the complete `.qosgc` file for the case study with number of nested choices = 2. This file format is the extension of the `.gc` file format, which is a sugared version of regular expressions of g-choreographies where  $G_1 + \dots + G_n$  and  $G^*$  are respectively written `sel A {G1 + ... + Gn}` and `repeat A {G}` where `A` is the participant enabled to select one of the branches or to stop the iteration. The `.qosgc` extension, as discussed in Sec. 3, contains QoS specifications directly attached to one of the four local states involved in an interaction: `sqos` denotes the state of the sender before the output action, `rqos` the state of the receiver before the input action, `sqos'` the state of the sender after the output action, and `rqos'` the state of the receiver after the input action. The `qos` environment that appears in line 25 is used to declare the QoS attributes and their aggregation operators. In Fig. 8 we show the `.ql` file for one of the formulas used in the case study with number of nested choices = 2; the value used in the QoS constraint of line 22 was randomly chosen and guaranteed to be satisfied by only one run of the system (see line 21 in Fig. 7). In Figs. 9 and 10 we show the CFSMs and transition system, respectively, for the case study in Fig. 7.

```

1 sel Bob {
2   Bob -> Alice: m0 ;
3   sel Alice {
4     Alice -> Bob: m0 ;
5     Bob -> Alice: leaf1
6     { sqos: (= x1 1) (= x2 1) (= x3 1) (= x4 1) (= x5 1) }
7     +
8     Alice -> Bob: m1 ;
9     Bob -> Alice: leaf2
10    { sqos: (= x1 2) (= x2 2) (= x3 2) (= x4 2) (= x5 2) }
11  }
12  +
13  Bob -> Alice: m1 ;
14  sel Alice {
15    Alice -> Bob: m0 ;
16    Bob -> Alice: leaf3
17    { sqos: (= x1 3) (= x2 3) (= x3 3) (= x4 3) (= x5 3) }
18    +
19    Alice -> Bob: m1 ;
20    Bob -> Alice: leaf4
21    { sqos: (= x1 4) (= x2 4) (= x3 4) (= x4 4) (= x5 4) }
22  }
23 }
24
25 qos {x1:+,x2:+,x3:+,x4:+,x5:+}

```

Figure 7: `.qosgc` file for the case study with nested choices = 2.



```

1 True U [
2 sel Bob {
3   Bob -> Alice: m0 ;
4   sel Alice {
5     Alice -> Bob: m0 ;
6     Bob -> Alice: leaf1
7   +
8     Alice -> Bob: m1 ;
9     Bob -> Alice: leaf2
10  }
11  +
12  Bob -> Alice: m1 ;
13  sel Alice {
14    Alice -> Bob: m0 ;
15    Bob -> Alice: leaf3
16  +
17    Alice -> Bob: m1 ;
18    Bob -> Alice: leaf4
19  }
20 }
21 ]
22 qos{(= x1 4) (= x2 4) (= x3 4) (= x4 4) (= x5 4)}

```

Figure 8: .ql for one of the formulas in the case study with nested choices = 2.

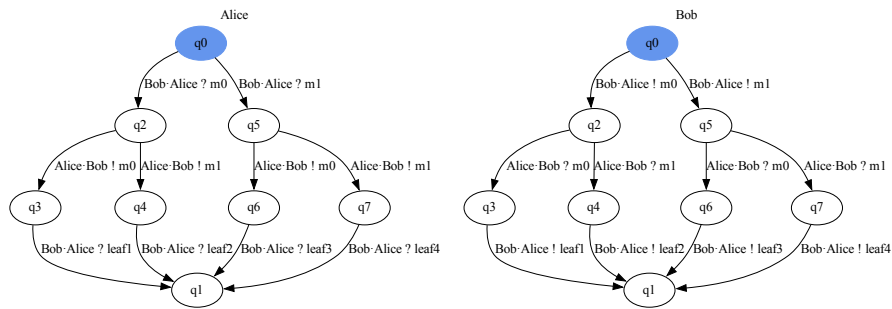


Figure 9: CFSMs of the case study with nested choices = 2.

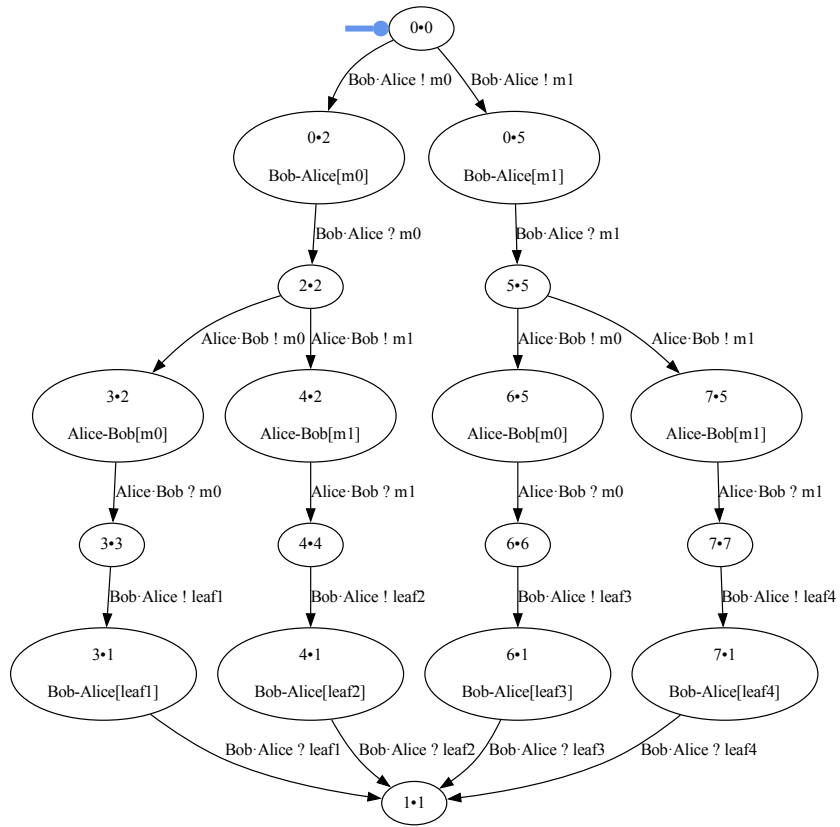


Figure 10: Transition system of the case study with nested choices = 2.

## C Model extraction

In Fig. 11 we show the complete `.qosfsa` file for the model extraction case study; the `fsa` section of the file is omitted for brevity. In Fig. 12 and Fig. 13 we show the CFSMs and transition system, respectively. In Fig. 14 we show the `.ql` file of property  $\Phi_4$  used in the case study. The g-choreographies in  $\Phi_4$  employ the parallel composition operator (`|`) which is included in the original presentation of the algorithm [5] and whose semantics is formally defined in [6].

```

1 fsa{
2   ...
3 }
4
5 qos_attributes{
6   p:+,
7   t:+,
8   pmem:max
9 }
10
11 qos_specifications{
12   U@0: (and (< 0 pmem) (< pmem 5) (= t 0) (= p 0)),
13   U@2: (and (= pmem 1) (= t 0) (= p 0)),
14
15   M@3: (and (< 0 pmem) (< pmem 10) (= t 0) (= p 0)),
16   M@6: (and (= pmem 1) (= t 0) (= p 0)),
17   M@8: (and (= pmem 1) (= p 10) (= t 0)),
18
19   W@2: (and (< 0 pmem) (< pmem (+ (/ 5 2) 1)) (= t 1) (=> (<= (- pmem 1) 1)
20     (= p 1)) (=> (> (- pmem 1) 1) (= p (* 3 (- pmem 1))))))
21 }
22 final_states{
23   U: [3],
24   M: [2],
25   W: [1]
26 }

```

Figure 11: `.qosfsa` file for the model extraction case study.

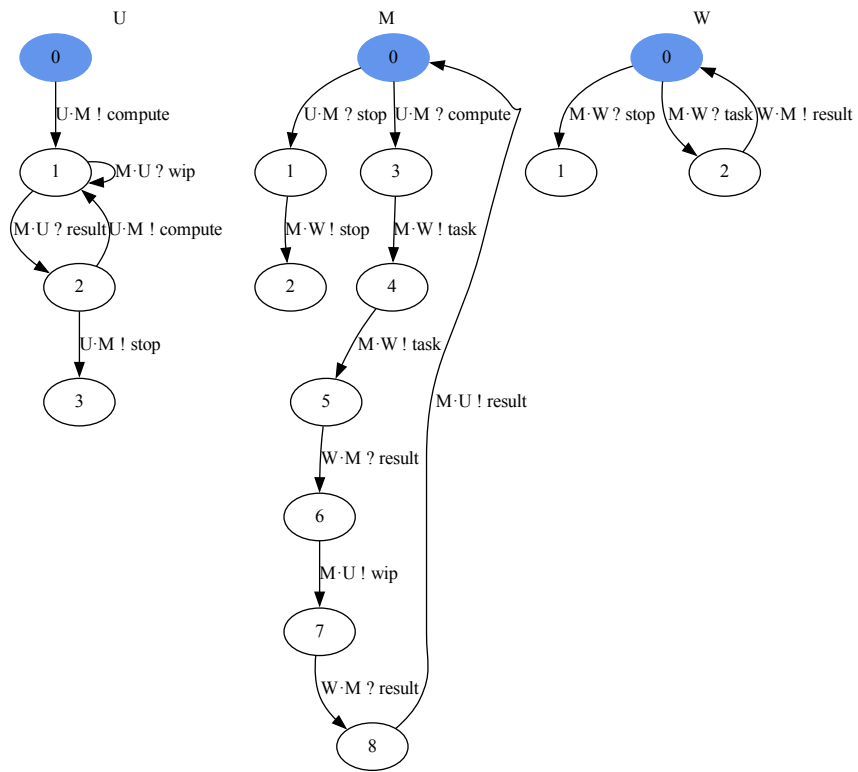


Figure 12: CFSMs for the model extraction case study.

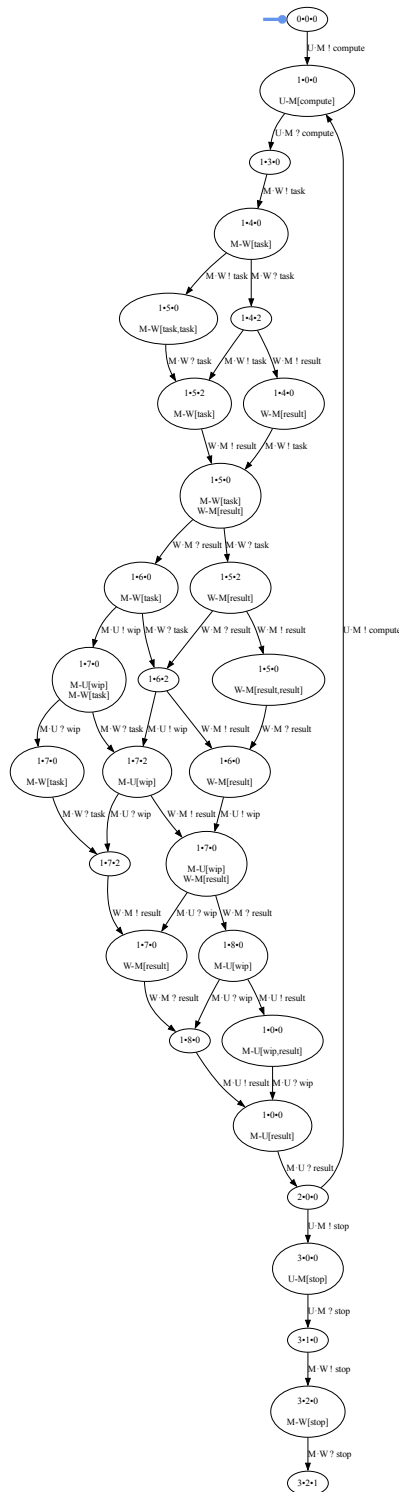


Figure 13: Transition system of the model extraction case study.

```

1 qos{(<= p (* 12.5 t))} U
2 [
3   U -> M : compute;
4   M -> W : task;
5   {
6     M -> W : task
7     |
8     W -> M : result
9   };
10  {
11    M -> U : wip
12    |
13    W -> M : result
14  };
15  M -> U : result
16 ]
17 (Not (True U
18 [
19   repeat {
20     U -> M : compute;
21     M -> W : task;
22     {
23       M -> W : task
24       |
25       W -> M : result
26     };
27     {
28       M -> U : wip
29       |
30       W -> M : result
31     };
32     M -> U : result
33   }
34 ]
35 (Not qos{(<= p (* 12.5 2))})
36 ))

```

Figure 14: .ql file of property  $\Phi_4$  for the model extraction case study.