

What Attracts Employees to Work Onsite in Times of Increased Remote Working?

Darja Smite^{1,2}, Eriks Klotins¹, Nils Brede Moe^{2,1}

¹ Blekinge Institute of Technology, Sweden; ² SINTEF, Norway

Abstract: COVID-19 pandemic has irreversibly changed the attitude towards office presence. While previously remote workers were met with skepticism and distrust, today the same applies to companies prohibiting remote working. Albeit many workspaces are half empty. In this paper, we offer insights into the role of the office, corporate policies and actions regarding remote work in eight companies: Ericsson, Knowit, SpareBank 1 Utvikling, Spotify, Storebrand, Telenor, Company-X, Company-Y, and their sites in Sweden, Norway and the UK. Our findings are twofold. First, we found that companies indeed struggle with office presence and a large share of corporate space (35-67%) is underutilized. Second, we found that the main motivator for office presence is Connection and community, followed by Material offerings, Preference and Duty. Finally, we summarize actionable advice to promote onsite work, which is likely to help many other companies to rejuvenate life in their offices.

Introduction

The Covid-19 pandemic demonstrated that working from home (WFH) is a feasible alternative to office work. In fact, due to better-than-expected WFH experiences and the change in attitude towards remote workers [1], many engineers prefer WFH flexibility over commuting to the office [2, 3]. The call for increased flexibility at the workplace resulted in many companies experimenting and adjusting their corporate policies. Companies like Atlassian, Slack, Square, and Salesforce, announced that engineers have the freedom to decide where to work and encouraged to work remotely. New corporate identities lie on a continuum between office-first, hybrid, remote-first or fully remote work arrangements for individuals and companies as a whole [2].

Emerging hybrid work habits raised a considerable debate and divided employees, employers, and the public into two fronts: proponents of office work and proponents of remote working. This debate often opposes two key values: collaboration and serendipitous encounters (for the former group) and the freedom of individual choices for where to perform the work best (for the latter group). Thousands of news articles and one year of hybrid working later, we start evidencing further significant changes at the workplace. Some companies increase the amount of remote work, such as Yelp that moved from being hybrid to all-remote, abandoned office buildings and kept one headquarters office in a "hoteling" mode [4]. Empty offices indeed make many employers reconsider their willingness to pay expensive rent and motivate downsizing decisions. Yet, some companies try to force their employees back insisting on mandatory office presence, such as Apple and Google with three days per week [5], or Twitter's full-time office work [6]. Finally, many employers do not necessarily embrace hybrid or remote working, but are not ready to force their employees back, fearing resignations [2]. This is especially true in Scandinavia, where the willingness to preserve democratic leadership are put in conflict with the willingness to

preserve a highly collaborative and innovative work culture. To lure employees back to the offices, companies often invest into massive renovation projects. Yet, the office occupancy often remains low [7]. In this article, we want to address employers who are bounded by their commitment to flexibility and for whom the need, the role and the future of the physical office space is an open question.

Our study

We report results from a multi-case study of employee motivations to work in the office in eight companies developing IT solutions. We aim to better understand the needs of engineers and inform decisions around the future role of the office. To do so, we employed a non-intrusive, opt-in approach to data collection. We solicited the reasons for office presence using a poster with empty post-it notes and a catchy call for contributions:

"You would not believe why your colleagues came to the office today. What brought YOU to the office?"

To maximize participation, the poster was put up in communal areas. With this approach we avoid biasing the responses towards neutral or socially acceptable answers if asked directly, or towards predefined response options.

The posters were available for several workdays. We collected the total of 271 post-it notes. Some notes listed several reasons for office presence. Some notes were unclear. Notes that were difficult to understand, which we failed to clarify with company representatives, were discarded. The final number of statements reached 295.

For analyzing results, we used a combination of structural, provisional, and in-vivo coding [8]. In the first pass, we read all the notes, and identified if they contained one or multiple statements (structural coding) and what the recurring statements were across the notes (in-vivo coding). From the recurring statements we identified the main categories for provisional coding in several cycles. For example, a post-it notes that mentioned "Eating waffles" and "Waffles" (in-vivo coding) were merged as "Waffles" (first cycle of provisional coding), and then merged into larger categories "Good lunch options, waffles" (second cycle) and "Food and drinks" (third cycle). All emerging categories are summarized in Figure 1.

To deepen our analysis, we collected quantitative data with office presence and occupancy (if available), visited the offices and conducted interviews with local representatives. Office presence data was collected from the access card logs; we received summarized information for selected days and/or weeks. Office visits were used to observe the workplace and office occupancy on specific days (to complement quantitative findings). During the visits we kept a diary, used in describing the company offices. During the interviews, we captured company contexts, current situation and managers' perspectives on office presence, changes in the workplace, and office perks. Finally, the resulting findings were validated by the managers.

Collected data is summarized in Table 1.

Table 1: Overview of the data

Company	Site, Location	Presence data	New work policy	Response notes	Interviews, group sessions
Ericsson	Karlskrona, Sweden	Access cards (w39 2022-w7 2023)	X	8 (Dec 19-20, 2022; Jun 23-30, 2023)	Interview with a unit manager; Written interview with a communications manager, Group discussion in the leadership forum
Knowit	Oslo, Norway	Qualitative analysis	X	26 (Dec 16&19, 2022)	Written interview with the head of R&D
Company-X *	Malmö, Sweden	Desk occupancy (w47 2022-w7 2023)	N/A	26 (Jun 13, 2023)	Written interview with the head of the startup acceleration program
Company-Y *	Lund, Sweden	Access cards (w47 2022-w7 2023)	N/A	29 (Dec 19, 2022)	Interview with a strategic partnership manager; Group discussion with five team managers
SpareBank 1 Utvikling (SB1U)	Oslo, Norway	Access cards (w6-w7 2023)	X	15 (Jan 18-23, 2023)	
Spotify	London, the UK	N/A	X	23 (Dec 15-16, 2022)	Interview with a data engineering manager; Informal discussion with a product manager
	Stockholm, Sweden	N/A	X	37 (Dec 19-20, 2022)	Interview with an engineering manager
Storebrand	Oslo, Norway	Access cards (w6-w7 2023)	X	47 (Jan 19-20, 2023)	Interviews with a HR manager
Telenor	Karlskrona, Sweden	Aggregated weekly office presence	X	17 (Dec 20, 2022)	Interview with an IT leader
	Oslo, Norway	N/A	X	43 (Jan 11-13, Jun 26-30, 2023)	Group discussion in the research unit

* Pseudonyms, based on the companies' wish to remain anonymous

Our study is subject to several limitations. Collecting post-its during the less-busy days might bias to result in specific reasons. For example, people who work in the office on Fridays (more empty days) might be driven by the unwillingness to work at home and not by the socialization or collaboration opportunities. We have addressed this by organizing the post-it collection during several days and, in some cases, different periods, as well as present aggregated results.

Eight Stories

Figure 1 summarizes corporate policies, office occupancy, renovation projects, office perks and activities that impact office presence.

Ericsson

Ericsson is a major multinational networking and telecommunications company that employs over 100'000 employees worldwide and delivers complex software-intensive systems and services to telecommunications service providers, and enterprises. We studied one Swedish site of Ericsson with around 700 employees.

After the pandemic, the company introduced remote work rules, which demand employees to work from the office *"at least 50% of the time during a calendar year"*. However, office presence is in the spotlight of corporate and local site managers, who repeatedly emphasize the importance of helping and supporting colleagues over focusing entirely on one's own tasks, as well as innovating and driving the corporate culture.

Despite the management call to increase office presence, the office remains more than half-empty, even in a small town. Underutilized services have been thus looked upon as an opportunity to cut the costs. Thus far, there have not been any downsizing (or renovations) in the office, and there is still space for everyone. But there are plans to cut the space when the office lease will be renegotiated.

To increase office presence, Ericsson management and employees themselves organize numerous office-based activities. Teams organize joint breakfasts, management organizes week-long "return to the office" events, onsite seminars, gatherings and afterworks. The effectiveness of these activities has already surfaced in that around 13% employees work more on site than remotely.

Knowit

Knowit is an IT consultancy company with a strong presence in the Nordic countries as well as other parts of Europe. This study focuses specifically on Knowit Objectnet, a subsidiary with approximately 175 consultants, and its main office in Oslo. In 2022, Knowit moved to a brand-new office in downtown Oslo, the capital of Norway.

The majority of consultants work directly with clients, often on-site at the client's location. However, they also have the option to work remotely from home or from the newly renovated main office in Oslo, which officially opened in the spring of 2022. The employees are allowed to make these decisions autonomously, taking customer needs into account. The main office has intentionally been designed with fewer workstations than the total number of employees, aiming to serve as a space for physical meetings, work-related activities, and fostering social connections among colleagues. The new office no longer provides free parking.

The employees work in teams and, when deciding whether to work from home or onsite, they are expected to prioritize team's efficiency over individual efficiency. Management clearly communicates their preference for employees to be present in the office, actively contributing to the work environment. This emphasis on office presence is driven by their commitment to building a strong company culture and fostering a sense of community, which is perceived as more challenging to achieve when everyone works remotely.

Company-X

Company-X is an innovative branch of Company-Y employing around 40 engineers and a large network of Company-Y experts behind who develop and deliver a complete smart office solution for customers in various industries.

As an innovative company, Company-X values office presence and considers it as a prerequisite for creativity. However, there is no formally required presence, as the company management is against forcing onsite work.

During the pandemic, Company-X moved into a new office and focused on creating an attractive workplace that people would like to go to. The office is easy to reach and has a 360-degree panorama view from the 24th floor over the south Sweden and the coast of Denmark, as well as a balance of work areas and socialization areas. Besides, to foster social gatherings, the office offers cake or ice cream during the all-hands meetings and afterwork events once a month. Admittedly, if all would show up in the office to work on a regular day,

everybody would no longer have a desk with a large screen, but there is still room for everybody due to a variety of seating solutions.

Company-Y

Company-Y is a multinational conglomerate corporation that employs over 100'000 employees worldwide. We studied one Swedish site of Company-Y with around 500 employees.

The post-pandemic hybrid work policy in the company site in Sweden permits WFH two-three days per week. Office presence is seen by the management as a catalyst for collaborative, problem-solving and creative work, as well as efficient decision making.

The initial return to the office at Company-Y was slow, which motivated mandatory office presence. Yet, average weekly office presence does not exceed 50%. One potential factor that perhaps hindered commute was the cancellation of the free parking and free charging stations for electrical vehicles. However, generally, remote work is associated more with the focus on individual preferences.

Three major actions were taken to change this attitude. First, to increase the density of employees in the office and make the environment seem more social, Company-Y downsized the office space. This action was also followed by renovations, making the offices cozier and improving the local canteen. Finally, Company-Y cultivates "We over I" culture and coach teams to have team days with co-presence.

SpareBank 1 Utvikling

SB1U is a Norwegian software company owned by an alliance of banks that employs 25 software teams developing and maintaining the top-rated mobile banking application in Norway.

Office presence at SB1U is seen as the key to innovation, as well as the prerequisite for maintaining efficiency, cooperation, interaction in the teams and a social environment in general. Starting from July 2022, a new national regulation mandates that employees and employers must establish a written agreement outlining the extent to which remote work is allowed. Following extensive internal deliberation, SB1U decided on the 50% minimum office presence. Due to extra capacity in the office as people worked from home, SB1U decided not to expand the office space when hiring 100 more people. This meant that most could not have their own desk anymore and on days with high office presence, some could end up without a desk.

To balance individual, team, and organizational needs in the new flexible work life, SB1U allocated fixed zones for teams. This allowed in the absence of personal desks and fewer seats still manage to facilitate everyone. After all, someone is always away, and seats can be borrowed nearby. To increase office attractiveness, SB1U also improved bicycle parking and organizes onsite-only meetings, afterwork events, and invites pop-up barista.

Spotify

Spotify is a major music streaming service provider employing almost 10'000 employees, of which roughly 1/5 are engineers who develop and maintain digital music, podcast, and video services. Spotify has five main R&D sites, of which our study included two – in Stockholm and London.

After the pandemic, Spotify has announced the new "Work from Anywhere" policy, permitting employees to choose where to work from upon manager's approval, including the possibility for international relocation. The company intention is to become remote-first. This means that the main purpose of the office is to support those who find it problematic to work remotely and provide socialization opportunities and space for occasional onsite activities.

The main challenges at Spotify, in both locations, include low office occupancy. The pre-pandemic office capacity coupled with very low office presence resulted in offices feeling empty, which decreases the motivation to commute to the office for those interested in socialization and collaboration. Further, London-based employees often belong to team based in Sweden, and thus do not have teammates locally.

To address these challenges, Spotify sites organize onsite events for employees across different departments, and offer a variety of office perks, starting with very central office locations, and followed by numerous socialization spaces (whole floors), free snacks and beverages, fulltime barista, free lunches in the UK.

Storebrand

Storebrand is a Norwegian financial services company with over 2'000 employees. The company operates in the Nordic markets and delivers pension, savings, insurance and banking products to individuals, businesses, and public enterprises. Our study focused on one Norwegian site of Storebrand with 1500 employees.

To satisfy individual needs and maintain low retention after the pandemic, Storebrand introduced a very flexible work policy with only one exception – fully remote is not an option. Storebrand laid its strategy already before the end of the pandemic. The company intentionally fosters discussions over rules to build habits around sound reasoning and co-operation rather than strict policies.

Hybrid strategy at Storebrand was based on a belief that a one-size-fits-all solution does not exist and even one, lasting solution for the same team can be utopic. Instead, management focuses on team-based flexibility, and promotes regular discussions of the need for and importance of co-presence. Besides, Storebrand introduced several measures to revamp the office. At the end of the pandemic, the office was renovated to reflect the changes that happened during the two years of forced WFH. Several pilots were initiated, including dedicated focus area called “the library” and bookable team areas to ensure close seating on the co-presence days. “Company Tuesdays” was launched as a co-presence day featuring work-related events, knowledge sharing forums and office perks (mostly food and drinks). This was later pivoted to “Happy Fridays”, not to attract more people on Fridays, but to make Fridays a good day for those who chose to come. The company plans to pivot the idea again, focusing on Mondays. All these efforts, notably without mandatory office days, made Storebrand succeed with achieving the highest office occupancy among the companies in our study.











Telenor

Telenor is one of the leading telecommunications companies headquartered in Norway with around 16'000 employees. The company owns and operates mobile networks in Scandinavian and several Asian countries. In our study, we included a smaller Telenor site in Karlskrona, Sweden, and a large site in Oslo, Norway.

Remote work at Telenor is not centrally regulated and each country has their own local regulations. In Norway, Telenor employees are 3'000 In Sweden, employees are expected to work at least 2 days onsite. At the same time, office is promoted as the place to cultivate company culture, loyalty and team building.

Despite the rules for mandatory presence, in many departments, office presence is not strictly enforced, leading to having employees who work entirely remotely. Due to relatively low office presence, the role of the office is also a reoccurring topic of discussion.

Telenor puts emphasis on the collaborative culture and teamwork, supported by the slogan “We go before Ego”. Another ongoing initiative to make Telenor offices economical and attractive, is office renovation, which has already started. The renewed offices will have focus areas, phone booth, meeting rooms, recreation and socialization areas, and be based on a free sitting.

		Ericsson	Knowit	Company X	Company Y	SBU1	Spotify	Spotify	Storebrand	Telenor	Telenor
											
		Karlskrona	Oslo	Malmö	Lund	Oslo	Stockholm	London	Oslo	Karlskrona	Oslo
Policy	Attitude	Remote-friendly	Flexible	Remote-friendly	Remote-friendly	Remote-friendly	Flexible	Flexible	Flexible	Remote-friendly	Flexible
	Permitted amount of remote work	50:50% in a year		Flexible, negotiated	2-3 days/week	50:50%	Up to 100%	Up to 100%	Fully remote is not an option	Max 3 days/week	
Occupancy	Weekly average	<div><div>22</div></div>	<div><div>Around 70%</div></div>	<div><div>30%</div></div>	<div><div>44%</div></div>	<div><div>47%</div></div>	<div><div>N/A</div></div>	<div><div>N/A</div></div>	<div><div>55%</div></div>	<div><div>N/A</div></div>	
	Min (weekly)	<div><div>25</div></div>	<div><div>Below 70%</div></div>	<div><div>24</div></div>	<div><div>39%</div></div>	<div><div>46%</div></div>	<div><div>N/A</div></div>	<div><div>N/A</div></div>	<div><div>54%</div></div>	<div><div>N/A</div></div>	
	Max (weekly)	<div><div>19</div></div>	<div><div>Around 80%</div></div>	<div><div>37%</div></div>	<div><div>47%</div></div>	<div><div>48%</div></div>	<div><div>N/A</div></div>	<div><div>N/A</div></div>	<div><div>55%</div></div>	<div><div>N/A</div></div>	
	Weekday average	<div><div>18</div><div>26</div><div>26</div><div>24</div><div>15</div></div>	<div><div></div><div></div><div></div><div></div><div></div></div>	<div><div>34</div><div>36</div><div>30</div><div>32</div><div>15</div></div>	<div><div>36</div><div>55</div><div>55</div><div>45</div><div>29</div></div>	<div><div>42</div><div>59</div><div>60</div><div>50</div><div>25</div></div>	<div><div>N/A</div></div>	<div><div>N/A</div></div>	<div><div>52</div><div>65</div><div>64</div><div>62</div><div>35</div></div>	<div><div>58</div><div>58</div><div>63</div><div>46</div><div>23</div></div>	<div><div>N/A</div></div>
Perks	Food and drinks	Free coffee, tea	Free coffee, tea	Free coffee, tea Free fruit, Occasion. treats (ice cream, cake)	Free coffee, tea Free fruit	Free coffee, tea	Barista coffee Free snacks and beverages	Barista coffee Free snacks, beverages, lunch	Free coffee, tea Free fruit	Free coffee, tea Occasion. treats (buns, candy)	Free coffee, tea
	Office activities					Gym	Gym, table tennis, shuffleboards	Various sport & video games	Gym and sport arena		Table tennis
	View				Spectacular view			Spectacular view			
	Location	Central, harbour	Central	Suburbs, nice area	Suburbs	Central	Central	Central	Suburbs, nice area	Nice area, seafront	Suburbs, seafront
Changes	Renovations	Hybrid-friendly meeting rooms, canteen made open to public	New, better office, Many social areas	New, better office	Renovated office, WFH zones, new socialization zones, better canteen	Fixed team areas; Open socialization zones, office	New socialization areas with sofas, Quite zones	New socialization areas with sofas, Quite zones	More space, new colors, plants, new desk setup, newly equipped meeting rooms, future office pilots	(Major renovation plans)	
	Size	Fewer desks		Downsized		Fewer desks	Fewer desks		(Downsizing plan)		
	Parking	Limited places	Just bicycle parking		No free parking	Better bicycle parking					
	Tool support	Booking system		Booking system	Booking system						
Activities	Formal events	Group “return-to-office” events, seminars	Subject group meetings, Monthly unit meetings	All-hands meetings	All-hands meetings, breakfast seminars	Some onsite- only meetings, tech conference	Top managers in the office; Seminars				Lunch seminars
	Informal events	Afterwork events, team breakfasts	Waffles and beer on Fridays	Monthly afterwork	Regular afterwork	Afterwork events, pop-up barista	Musicians as guests	Musicians as guests	Company Tuesday, Happy Friday, afterwork	Afterwork events	
Office occupancy heatmap scale: <div><div>1-10</div><div>11-20</div><div>21-30</div><div>31-40</div><div>41-50</div><div>51-60</div><div>61-70</div><div>71-80</div><div>81-90</div><div>90-100</div></div>											

Office occupancy heatmap scale: 1-10 11-20 21-30 31-40 41-50 51-60 61-70 71-80 81-90 91-100

Figure 1: Overview of the companies and their offices, attractions, perks and activities that impact office presence

What brings employees to the office?

Our analysis of self-reported reasons for office presence indirectly validates which office attractions matter, grouped into four major categories (see Figure 2): Connection and community, Material offerings, Preference (for working in the office), and Duty. Interestingly, we found that motivation can be positive – reasons to come to the office (for example, a good workplace in the office), and negative – reasons not to work from home (for example, a poor workplace at home).

The most common reason for onsite work is related to Connection and community (101 votes), i.e., to socialize and collaborate. Respondents in this category report practical reasons to be onsite (meeting people, teamwork) along with emotional reasons (energy, spontaneity, informality, and peer support).

The second important category of reasons to visit the office comprises material offerings related to the workspace, location as well as office perks. Respondents in this category, report being drawn to the office by good coffee, better lunch options, especially free food, better

physical workspace, and office location. Some respondents come in when having errands around the office. Interestingly, while material reasons may seem entirely practical, we find emotional reasons here too (waffles and wonderful view).

In the third group, we find general preferences for office work, such as increased productivity, separation of work and personal life and avoidance of distractions at home. For some, in this category, productivity is associated with physical office conditions, while for others it is more emotional – the stimulating atmosphere and social pressure.

Finally, the fourth group comprises duties that draw respondents to work onsite (appointments), the general sense of duty, mandatory presence and access to physical infrastructure.

The mentioned reasons surely are company dependent. For example, not every company offers barista coffee or a spectacular sea view. Similarly, not all companies promote teamwork and onsite activities. However, we believe that the aggregated list of reasons provides a good indication of what matters in the eyes of employees.

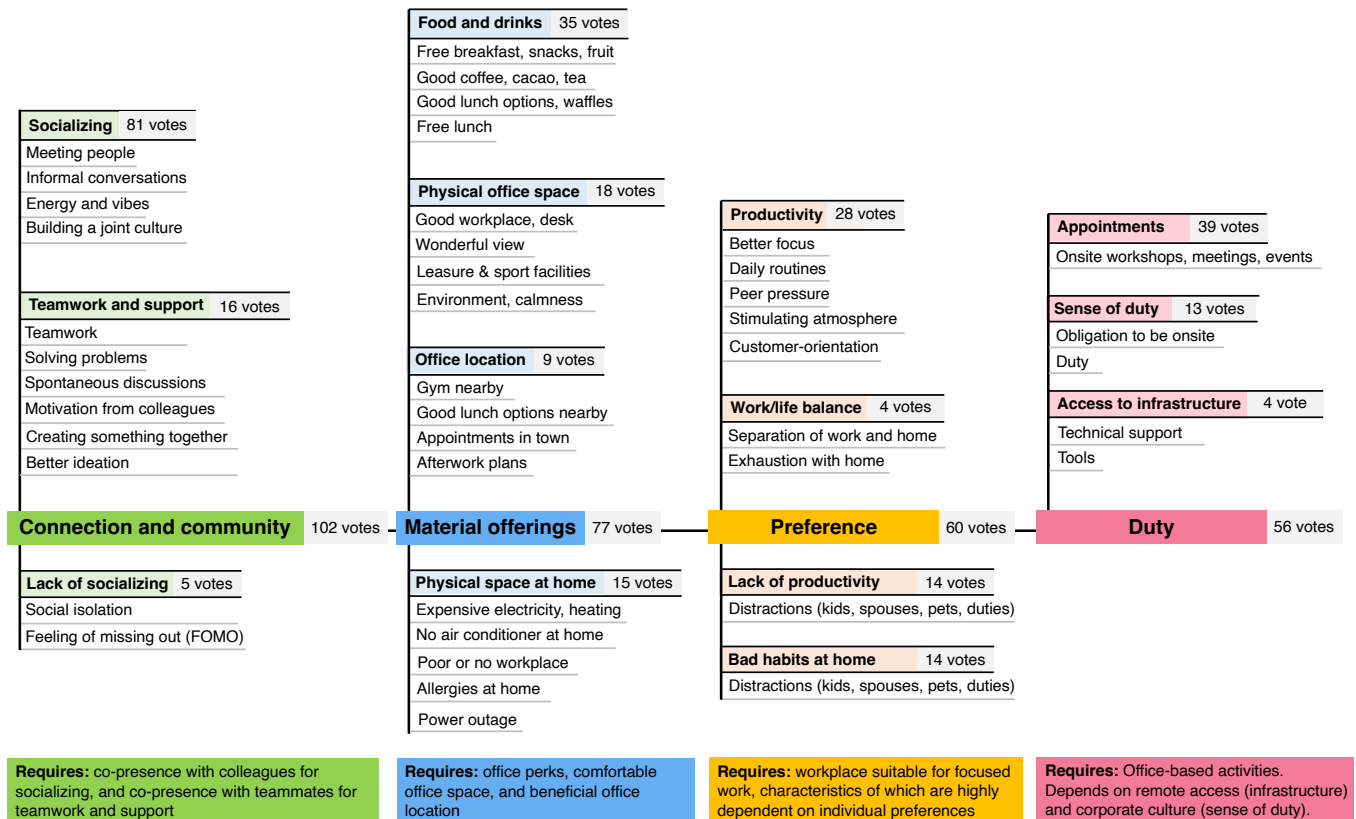


Figure 2: The main motivations for office presence ordered by importance (based on the number of supporting votes). The upper part of the graph depicts positive motivation (reasons to come to the office) while the bottom part depicts negative motivation (reasons not to WFH).

Practical implications for the office

Office presence in many companies is still a challenge. Strategies to deal with the half-empty offices vary from forcing mandatory presence to downsizing the office. Many, however, chose to find ways to attract employees to work onsite.

One may reasonably question the importance of maintaining the office as a shared space where employees “need” to spend their workdays. Is there anything that we today cannot achieve through computer-mediated interaction? We found these to include the source of energy, strong peer support, and the place for building joint culture. Some also complained about distractions and expressed preferences for onsite work. Otherwise, we found two main motivations for office presence – Connection and community and Material offerings, which are the two core corporate value propositions stimulating short term positive experiences at work.

Connection and community is the most prominent motivation for office presence. Research shows that these contribute to the sense of belonging, which not only makes employees to want to work together, but also helps to retain employees in long term [9]. To foster connection and community, companies shall cultivate good relationships and offer an energizing company culture. Obviously, these are hard to achieve when everybody works remotely, or there are too few onsite employees. To summarize, we suggest:

Stimulate co-presence through mandatory office days or mutual agreements in the teams and work groups.

Support formation of interest groups by providing onsite facilities (gym, video-gaming), equipment (table tennis) or paying for corporate offsite classes and memberships

Organize onsite activities, formal (seminars, regular meetings) and informal (afterwork events, special guests)

Material offerings is the second most frequently mentioned motivators for onsite work. Although office perks are easier to implement, they might not provide lasting experiences or have a prominent impact on retention [9], we found that office perks were not unimportant. Many of the reasons in this category acted as hygiene factors rather than motivators [10]. These pointed to dissatisfaction with home environment (distractions, poor or no workplace, expensive

electricity, no air conditioner) or to factors that were superior at work (good coffee / lunch options, wonderful view). Fairly, those who could eventually upgrade their home office or buy a better coffee machine might no longer be motivated to work onsite. Interestingly, the lack of certain offerings at the office on a specific day can demotivate people to work onsite. One amusing example at Knowit was that office presence was higher when the local canteen served waffles and lower on days serving vegetarian food. Finally, material offerings also included the office location. We learned that central locations close to many important municipal and entertainment services helps to increase office presence. To summarize, we suggest:

Ensure an attractive and comfortable work desk, workplace for employees who are willing to work onsite

Ensure good food and drink options at the workplace, and lunch options; free perks are of extra benefit

Locate the office strategically, close to municipal and entertainment services and within ease of reach

References

- [1] Šmite, D., Moe, N. B., Klotins, E., Gonzalez-Huerta, J.. From Forced Working-From-Home to Voluntary Working-From-Anywhere: Two Revolutions in Telework, *Journal of Systems and Software*, 2023, 195: 111509.
- [2] Šmite, D., Moe, N.B., Hildrum, J., Gonzalez Huerta, J., Mendez, D. Work-From-Home is Here to Stay: Call for Flexibility in Post-Pandemic Work Policies, *Journal of Systems and Software*, 2023, 195: 111552.
- [3] Barrero, J.M., Bloom, N., Davis, S.J.. Let Me Work From Home, or I Will Find Another Job. University of Chicago, Becker Friedman Institute for Economics Working Paper, 2021-87, 2021
- [4] Stern, J., From Remote Work to Hybrid Work: The Tech You'll Need to Link Home and Office. March 14, 2021. Wall Street Journal. Available online: <https://www.wsj.com/articles/from-remote-work-to-hybrid-work-the-tech-youll-need-to-link-home-and-office-11615726801>
- [5] Tsipursky, G., Google And Apple's Return To Office Policies Promote Myth Of Losing Social Capital In Hybrid Work, Nov 22, 2022. Forbes. Available online: <https://www.forbes.com/sites/glebtsipursky/2022/11/22/google-and-apples-myth-of-losing-social-capital-in-hybrid-work/>
- [6] Milmo, D., and Hern, A., Elon Musk scraps Twitter's work from home policy, Nov 10, 2022. The Guardian. Available online: <https://www.theguardian.com/technology/2022/nov/10/elon-musk-scraps-twitter-work-home-staff>
- [7] Šmite, D., Moe, N. B., Tkalich, A., Hanssen, G. K., Nydal, K. Nøkleberg Sandbæk, J., Wasskog Aamo, H., Olsdatter Hagaseth, A., Aleksander

Bekke, S., Holte, M. Half-Empty Offices in Flexible Work Arrangements: Why are Employees Not Returning?, In proceedings of the PROFES conference, short paper, 2022, pp 252–261.

[8] Saldana, J. The coding manual for qualitative researchers, pp. 1-440, 2021.

[9] Mortensen M, Edmondson AC. Rethink Your Employee Value Proposition, Harvard Business Review, 2023, 101 (1-2): 45-49.

[10] Herzberg F. Motivation-hygiene theory. Organizational behavior one: Essential theories of motivation and leadership, eds JB Miner, ME Sharpe Inc, New York. 2005, 2(4):61-74.

About the Authors



Darja Šmite is a professor of software engineering at the Blekinge Institute of Technology in Sweden, where she leads research efforts on remote work, distributed software development, and outsourcing. Her research interests include WFH, virtual and hybrid teams, large-scale agile, team performance, autonomy, and organizational decentralisation. Šmite received a PhD in Computer Science from University of Latvia.

She is a part time research scientist at SINTEF in Norway, prior to her academic career, Šmite has worked as a software engineer, systems analyst and IT consultant in Latvia. Contact her at darja.smite@bth.se.



Eriks Klotins is a senior researcher at the Blekinge Institute of Technology in Sweden. He earned his PhD from the same institute in 2019 on Software Engineering practices in start-up companies. Before joining academia, Eriks had extensive experience in various engineering roles. Since 2020, his primary focus has been on continuous software engineering. Specifically, how large organizations can streamline their software delivery processes and practices

to maximize internal efficiency, customer value delivery, and sustainability. Contact him at eriks.klotins@bth.se



Nils Brede Moe is a chief scientist at SINTEF in Norway. He works with software process improvement, intellectual capital, innovation, autonomous teams, agile and global software development, and digital transformation. He has led several nationally funded software engineering research projects covering organizational, sociotechnical, and global/distributed aspects. Moe received a Dr. Philos. in Computer Science from the Norwegian

University of Science and Technology and holds an adjunct position at the Blekinge Institute of Technology in Sweden. Contact him at nils.b.moe@sintef.no