

# OPTIMAL HÖLDER CONVERGENCE OF A CLASS OF SINGULAR STEADY STATES TO THE BAHOURI-CHEMIN PATCH

YUPEI HUANG AND CHILIN ZHANG

**ABSTRACT.** Singular steady states are important objects in obtaining ill-posedness results for 2D incompressible Euler equations. In [14], a family of singular steady states near the Bahouri-Chemin patch was introduced. In this paper, we obtain the optimal convergence results for the singular steady states constructed in [14] to the Bahouri-Chemin patch. We first derive a boundary Harnack principle, and then obtain the optimal convergence results using the singular integral representation based on Green's function.

## 1. INTRODUCTION

The 2D incompressible Euler equations are a fundamental model to describe the motion of fluid:

$$(1.1) \quad \begin{aligned} \omega_t + u \cdot \nabla \omega &= 0, \\ u &= \nabla^\perp \Delta^{-1} \omega, \text{ where } \nabla^\perp = (-\partial_y, \partial_x), \end{aligned}$$

here  $u$  is the velocity of the fluid and  $\omega$  represents the vorticity of the fluid. In this paper, we study the solutions of the 2D incompressible Euler equations on the flat torus  $\mathbb{T}^2$ . It is well known that if the initial vorticity is bounded, there exists a global-in-time solution to (1.1) and the vorticity stays bounded ([28]). Meanwhile, the Cauchy problem of the 2D incompressible Euler equations with more singular initial data remains a fundamental and interesting question, as many physical relevant data fall into this category (for example, vortex sheets [27]).

It is a challenging problem to determine whether (1.1) is ill-posed when the initial vorticity lies in a more singular space. In [5], the authors proved the norm inflation for the 2D incompressible Euler equation when the initial vorticity lies in  $H^1(\mathbb{T}^2)$ . Later, in [15], the authors provided a simplified proof of this result. Subsequently, in [21], the author

extended the norm inflation result to the class of vorticities in  $W^{1,p}$  for  $p > 1$ . A common feature of [15] and [21] is that they studied the case where the initial vorticity was close to a specific singular steady state in  $\mathbb{T}^2$ , known as the Bahouri-Chemin patch. Their results rely heavily on the singular behavior of the velocity field of the Bahouri-Chemin patch. This approach motivates the study of singular steady states to obtain ill-posedness results for the 2D incompressible Euler equations.

To investigate steady states of the 2D incompressible Euler equations, a natural way is to introduce the stream function  $\psi := \Delta^{-1}\omega$ . Then  $\psi$  satisfies the equation:

$$(1.2) \quad \nabla^\perp \psi \cdot \nabla \Delta \psi = 0.$$

There is a great variety of solutions to (1.2), and an important family of them satisfies the semilinear elliptic equations  $\Delta \psi = F(\psi)$ . In fact, semilinear elliptic equations have been widely used to construct steady states of the 2D incompressible Euler equations (see [7], [8], and [9]). In this context, we also highlight the previous work in [14].

In the case of the Bahouri-Chemin patch, the stream function is given by  $\psi_0(x_1, x_2) = \Delta^{-1}(-\text{sgn}(x_1)\text{sgn}(x_2))$ . It is straightforward to verify that  $\psi_0$  satisfies the following semilinear elliptic equation:

$$(1.3) \quad \Delta \psi_0 = -\text{sgn}(\psi_0).$$

In [14], the authors introduced a singular approximation of (1.3) to construct singular steady states near the Bahouri-Chemin patch. More precisely, they introduced a symmetry class of functions in the first quadrant of torus  $\mathbb{T}^{++}$  (see the precise definition in the Notation section). The symmetry class is defined as

$$\begin{aligned} \mathcal{K} := & \{ \phi | \phi(x_1, x_2) = -\phi(x_1, -x_2) = -\phi(-x_1, x_2) = \phi(x_2, x_1) \} \\ & \cap \{ \phi | \phi(x_1, x_2) \geq \psi_0(x_1, x_2), \text{ for } (x_1, x_2) \in \mathbb{T}^{++} \}. \end{aligned}$$

By studying the solutions  $\phi_\epsilon \in \mathcal{K}$  to the semilinear elliptic equations:

$$(1.4) \quad \Delta \phi_\epsilon = G_\epsilon(\phi_\epsilon) \text{ in } \mathbb{T}^{++},$$

the authors constructed a sequence of singular steady states  $\phi_\epsilon \in \mathcal{K}$  converging to  $\psi_0$  in  $C^1(\mathbb{T}^2)$ . A key element in their work was the introduction of a barrier function. The

particular choice of  $G_\epsilon$  in (1.4) was an odd function satisfying

$$G_\epsilon(t) = \begin{cases} -\epsilon^s/t^s, & 0 < t < \epsilon, \\ -1, & t \geq \epsilon. \end{cases}$$

The specific form of  $G_\epsilon$  inspired the authors to construct a barrier function  $\Psi$ , which is an odd-odd symmetric homogeneous solution of degree  $\frac{2}{1+s}$  for the equation

$$(1.5) \quad \Delta \Psi_\epsilon = -\frac{\epsilon^s}{\Psi_\epsilon^s} \text{ in } \mathbb{R}^2.$$

In [14], the authors gave a lower bound for  $\phi_\epsilon$  near the origin in  $\mathbb{T}^{++}$  using  $\Psi_\epsilon$ :

**Theorem 1.1.** *There is a constant  $C$ , such that for solutions  $\phi_\epsilon$  to (1.4) in  $\mathcal{K}$ , we have*

$$\phi_\epsilon(x) \geq \Psi_\epsilon(x), \text{ for } x \in B_{C\sqrt{\epsilon}} \cap \mathbb{T}^{++}.$$

We will recall the details of  $\Psi_\epsilon$  in Lemma A.3 in the Appendix, and it will be used later. The specific expression of  $G_\epsilon$ , together with Theorem 1.1, provides an upper bound of  $\Delta(\phi_\epsilon)$ . Then, using standard potential theory, the authors proved that  $\phi_\epsilon$  converges to  $\psi_0$  in  $C^1$ .

The purpose of this work is to investigate in greater detail the singular steady states constructed in [14]. The qualitative estimates of these singular steady states may be useful in proving ill-posedness results for the 2D Euler equations.

We now present the statements of our main results.

**1.1. Main Results.** In this paper, we establish the following three main results concerning the solution  $\phi_\epsilon$  of equation (1.4). First, we sharpen the estimate of the stream functions  $\phi_\epsilon$  in Theorem 1.1.

**Theorem 1.2.** *There exists a fixed constant  $\sigma \in (0, \frac{s}{100})$  such that for sufficiently small  $\epsilon$ , and for any  $x \in \mathbb{T}^{++}$  satisfying*

$$|x| \leq \frac{\sqrt{\epsilon}}{-\ln \epsilon},$$

*we have*

$$\Psi_\epsilon(x) \leq \phi_\epsilon(x) \leq \Psi_\epsilon(x) \left(1 + \epsilon^{-\sigma} |x|^\sigma\right),$$

where  $\Psi_\epsilon$  is the barrier function satisfying (1.5).

Based on Theorem 1.2, we derive the following asymptotic expansion of  $\phi_\epsilon$ .

**Theorem 1.3.** *Let  $\alpha_s = \frac{1-s}{1+s}$ , for sufficiently small  $\epsilon$ , there exist constants  $C$  and  $\sigma_0$  depending on  $s$  such that*

$$(1.6) \quad \|\phi_\epsilon - \Psi_\epsilon - \psi_0\|_{C^{1,\alpha_s+\sigma_0}(\mathbb{T}^2 \cap B_{\frac{1}{3}}(0))} \leq C\epsilon^{\frac{s}{4}},$$

where  $\psi_0$  is the stream function of the Bahouri-Chemin patch satisfying (1.3).

Based on the quantitative estimates above, we now obtain sharp convergence results for our singular steady states with respect to the Bahouri-Chemin patch.

**Theorem 1.4.** *For sufficiently small  $\epsilon$ , we give the following results concerning  $\phi_\epsilon$ :*

- **Continuity of  $\phi_\epsilon$  with respect to  $\epsilon$ :**  $\phi_\epsilon$  is continuous in  $\epsilon$  in the topology of  $C^{1,\alpha_s}(\mathbb{T}^2)$ , where  $\alpha_s = \frac{1-s}{1+s}$ .
- **Sharp convergence of  $\phi_\epsilon$  to  $\psi_0$ :**  $\phi_\epsilon \notin C^{1,\beta}(\mathbb{T}^2)$  for any  $\beta > \alpha_s$ . Moreover,  $\phi_\epsilon$  converges to  $\psi_0$  in  $C^{1,\alpha_s}(\mathbb{T}^2)$  as  $\epsilon \rightarrow 0$ .

**1.2. The Key Method: the Boundary Harnack Principle.** The key method to obtain Theorem 1.2 is to develop the following boundary Harnack principle for the semilinear elliptic equation  $\Delta u = -u^{-s}$ .

**Theorem 1.5** (Boundary Harnack Principle). *Let  $0 < s < 1$ , and suppose  $u \geq \Psi$  satisfies*

$$\begin{aligned} \Delta u &= -u^{-s} \quad \text{in } B_R \cap \mathbb{R}^{++}, \\ u(x_1, x_2) &= 0, \quad \text{if } x_1 = 0 \text{ or } x_2 = 0. \end{aligned}$$

*Then, there exist constants  $C, \sigma > 0$  depending only on  $s$  such that for any  $x \in B_{R/2} \cap \mathbb{R}^{++}$ , we have*

$$\frac{u}{\Psi}(x) - 1 \leq CR^{-\frac{2}{1+s}} |x|^\sigma \cdot \max_{B_R} u.$$

*Here,  $\Psi$  is a shorthand for  $\Psi_1$ , which is a non-negative homogeneous solution of  $\Delta \Psi = -\Psi^{-s}$ .*

The idea was initially inspired by Krylov [24] and Allen-Shahgholian [1]. For example, let  $L = A^{ij}\partial_{ij}$  or  $L = \operatorname{div}(A\nabla)$  be a uniformly elliptic operator. If  $u$  satisfies

$$Lu = f \in L^\infty \quad \text{in } B_1^+, \quad u|_{x_n=0} = 0,$$

then the ratio  $u/x_n$  is Hölder continuous in  $B_{1/2}^+$ .

Another type of boundary Harnack principle, as studied by Kemper [23], concerns the Hölder regularity of the ratio  $u_1/u_2$  above a Lipschitz graph  $\Gamma$ , where  $u_1, u_2 \geq 0$  satisfy

$$\Delta u_i = 0 \quad \text{in } \{x_n \geq \Gamma(x')\}, \quad u_i|_\Gamma = 0.$$

This type of boundary Harnack principle can be extended to operators  $L$  with measurable coefficients (see [6, 16]) and to more general domains such as Hölder domains (see [3, 4, 22]).

In this paper, due to the natural scaling of (1.4), we start by analyzing the case where  $\epsilon = 1$ . We define

$$w := \frac{\phi_1}{\Psi_1} - 1,$$

which satisfies the following inequality:

$$(1.7) \quad \operatorname{div}(\Psi^2 \nabla w) \geq \Psi^{1-s} w.$$

By studying the regularity theory of (1.7), we establish Theorem 1.5. However, the main challenge in analyzing (1.7) is that the weight  $\Psi^2$  is degenerate.

A standard approach to handling degenerate equations is to check whether the degenerate weight  $\lambda(x)$  belongs to the  $A_2$ -Muckenhoupt class, which requires that for any ball  $B$ ,

$$\left( \frac{1}{|B|} \int_B \lambda \right) \cdot \left( \frac{1}{|B|} \int_B \lambda^{-1} \right) \leq C.$$

The classical  $H^1$  theory for uniformly elliptic PDEs extends to equations with  $A_2$ -Muckenhoupt weights; see [17, 18, 19]. However, in our setting, the weight  $\Psi^2$  does not belong to the  $A_2$ -Muckenhoupt class.

There are two approaches to studying a non- $A_2$ -Muckenhoupt weighted degenerate equation. One approach is to introduce a weighted Sobolev space  $H_\lambda^1$ , where the seminorm

is defined as

$$\|w\|_{H_\lambda^1}^2 := \int_{\Omega} \lambda |\nabla w|^2 dx.$$

Subsequently, they perform analysis within this weighted space (see [12, 13] for reference).

The other approach is to perturb the operator

$$A_\epsilon^{ij} = A^{ij} + \epsilon \delta^{ij}$$

and then obtain regularity estimates independent of  $\epsilon$  (see [25, 26]). Our study of the equation (1.7) primarily follows the first approach.

**1.3. Notations.** Throughout this paper, we reserve certain characters for specific quantities according to the following conventions:

- $\mathbb{T}^2$ : The flat torus defined as  $[-\frac{1}{2}, \frac{1}{2}]^2 / \sim$ , where  $(x_1, x_2) \sim (y_1, y_2)$  if there exists a pair  $(m, n) \in \mathbb{Z}^2$  such that  $(x_1, x_2) = (y_1 + m, y_2 + n)$ .
- $\mathbb{T}^{++}$ : The first quadrant of the flat torus, given by  $\{0 < x_1 < \frac{1}{2}, 0 < x_2 < \frac{1}{2}\}$ .
- $\mathcal{I}^2$ : The standard cube in  $\mathbb{R}^2$ , defined as

$$\mathcal{I}^2 = \left[-\frac{1}{2}, \frac{1}{2}\right] \times \left[-\frac{1}{2}, \frac{1}{2}\right].$$

- $\mathbb{R}^{++}$ : The first quadrant in the whole space, given by  $\{x_1 > 0, x_2 > 0\}$ .
- $\chi_A(x)$ : The characteristic function of a set  $A$ .
- $\text{sgn}(x)$ : The sign function, defined as

$$\text{sgn}(x) = \begin{cases} -1, & x < 0, \\ 1, & x \geq 0. \end{cases}$$

- $\mathcal{G}$ : The Green's function of the Laplacian on the torus. We recall some properties of the Green's function in Lemma A.1 in the appendix.
- $\Delta^{-1}$ : The inverse Laplacian, defined as

$$\Delta^{-1}f = f * \mathcal{G}.$$

- $\psi_0$ : The stream function of the Bahouri-Chemin patch, given by

$$\psi_0 = \Delta^{-1}[-\text{sgn}(x_1)\text{sgn}(x_2)].$$

- $\Psi_\epsilon$ : The barrier function constructed in Lemma 3.5 of [14]. (We recall Lemma 3.5 in the Appendix.) In particular, for  $\epsilon = 1$ , we simply write  $\Psi := \Psi_1$ .

- $\sigma$ : A positive constant that first appears in Theorems 1.3 and 1.5.
- $\alpha_s$ : Defined as

$$\alpha_s = \frac{1-s}{1+s},$$

which is related to the optimal convergence result in Theorem 1.4.

- $x$ : A vector whose Cartesian expression is  $(x_1, x_2)$ .
- $|\cdot|$ : For notational convenience, we use  $|\cdot|$  ambiguously to denote the absolute value of a scalar and the standard norm in the flat torus.
- $\|\cdot\|$ : Similarly, we use  $\|\cdot\|$  to represent either the Euclidean norm in  $\mathbb{R}^2$  or the norm of a certain functional space, depending on the context.
- **Constants**  $c(\delta), \dots$ : Throughout this paper, we use lowercase letters such as  $c(\delta)$  to denote constants that may depend on the parameter  $\delta$ , particularly in Section 2.
- **Constants**  $C, \dots$ : For convenience, we use the uppercase letter such as  $C$  to denote constants that are independent of  $\delta$ . Those values may vary from line to line.

**1.4. Organization of the Paper.** In Section 2, we prove Theorem 1.5 by analyzing the equation satisfied by

$$w = \frac{u}{\Psi} - 1,$$

as given in the equation (1.7) (and later in (2.2)). In this section, we develop an  $H^1$  theory for the equation (2.2) that includes establishing an  $L^\infty$  estimate and proving a weak Harnack principle.

In Section 3, based on Theorem 1.5, we first derive the asymptotic expansion of  $\phi_\epsilon$  near the origin. We then substitute this expansion into the Green function formulation to complete the proof of Theorem 1.3. The proof of Theorem 1.4 is presented subsequently.

Finally, in the Appendix we recall several useful facts and provide an extension of the boundary Harnack principle.

## 2. THE BOUNDARY HARNACK PRINCIPLE

In this section, we will prove Theorem 1.5 with  $R = 1$ :

**Theorem 2.1.** *Let  $0 < s < 1$  and  $u \geq \Psi$  satisfy*

$$\begin{aligned}\Delta u &= -u^{-s} \text{ in } B_1 \cap \mathbb{R}^{++}, \\ u(x_1, x_2) &= 0, \text{ if } x_1 = 0 \text{ or } x_2 = 0.\end{aligned}$$

*Then there exist constants  $C, \sigma > 0$  depending only on  $s$ , such that for any  $x \in B_{1/2} \cap \mathbb{R}^{++}$ , we have*

$$w := \frac{u}{\Psi} - 1 \leq C|x|^\sigma \max_{B_1} u,$$

*where  $\Psi = \Psi_1$  is defined in (1.5).*

**Remark 2.1.** *We note that the condition  $u \geq \Psi$  can be replaced by  $u \geq 0$ , leading to similar estimates. The proof of this alternative is interesting and will be presented in the Appendix.*

*Proof of Theorem 1.5.* Given Theorem 2.1, Theorem 1.5 follows from a scaling argument by studying  $u_R(x) = R^{-\frac{2}{1+s}}u(Rx)$ .  $\square$

The remainder of this section is devoted to proving Theorem 2.1.

**2.1. The Equation Satisfied by the Ratio**  $w = \frac{u}{\Psi} - 1$ . We now proceed to prove Theorem 2.1. The method is to study the ratio

$$(2.1) \quad w := \frac{u}{\Psi} - 1 \geq 0.$$

It satisfies the inequalities (2.2) and (2.3) below:

**Lemma 2.1.** *Under the setting of Theorem 2.1, we have*

$$(2.2) \quad \operatorname{div}(\Psi^2 \nabla w) \geq \Psi^{1-s} w.$$

*Consequently, we get*

$$(2.3) \quad \operatorname{div}(\Psi^2 \nabla w) \geq 0.$$

*Proof.* By direct computation, we obtain

$$\Psi \Delta u = \operatorname{div}(\Psi^2 \nabla w) + \Psi(1 + w) \Delta \Psi.$$



By substituting  $\Delta u = -u^{-s}$  and  $\Delta \Psi = -\Psi^{-s}$ , we have

$$\operatorname{div}(\Psi^2 \nabla w) = \Psi^{1-s} \frac{(1+w)^{1+s} - 1}{(1+w)^s} = \Psi^{1-s} f(w)w,$$

where

$$f(w) := \frac{(1+w)^{1+s} - 1}{(1+w)^s w} \geq 1 \quad \text{for any } w \geq -1.$$

□

We also note that the function  $w$  defined in (2.1) is  $L^2$  integrable.

**Lemma 2.2** ( $L^2$  finiteness). *Suppose  $u \in L^\infty(B_R \cap \mathbb{R}^{++})$ ,  $u \geq \Psi$ , and*

$$\Delta u = -u^{-s}, \quad u|_{\partial \mathbb{R}^{++}} = 0,$$

*then  $u/\Psi \in L^2(B_{1/2} \cap \mathbb{R}^{++})$ .*

*Proof.* Since  $u \geq \Psi$ , we have  $|\Delta u| \leq \Psi^{-s}$ . In particular,  $\Delta u \in L^{p-\delta}(B_1 \cap \mathbb{R}^{++})$  for any small  $\delta > 0$ , where  $p = \frac{1+s}{s}$ .

By the Schauder estimates, we obtain  $u \in C^1$ . Then as  $u = 0$  on the coordinate axes, we conclude that  $u(x) = O(\min\{x_1, x_2\})$ . Using the asymptotic behavior of  $\Psi$  from Lemma A.3, we conclude that

$$\int_{B_{1/2} \cap \mathbb{R}^{++}} \left( \frac{u}{\Psi} \right)^2 dx < \infty.$$

□

We now adapt the definition of weak solutions from Chapter 8 of [20].

**Definition 2.1** (Weak solution, adapted from Chapter 8 of [20]). *We say that a function  $w \in H_{\text{loc}}^1(B_1 \cap \mathbb{R}^{++}) \cap L^2(B_1 \cap \mathbb{R}^{++})$  is a weak solution to*

$$\operatorname{div}(\Psi^2 \nabla w) \geq f,$$

*if*

$$\int_{B_1 \cap \mathbb{R}^{++}} \Psi^2 \nabla w \cdot \nabla g \, dx \leq - \int_{B_1 \cap \mathbb{R}^{++}} f g \, dx.$$

for every test function  $g \in H^1(\mathbb{R}^{++})$  with  $g \geq 0$  and compact support in  $B_1$ , in the sense that  $g$  vanishes on the set  $\partial(\mathbb{R}^{++} \cap B_1) \setminus (\{x_1 = 0\} \cup \{x_2 = 0\})$  (See the figure 2.1 for an illustration for the support of  $g$ ).

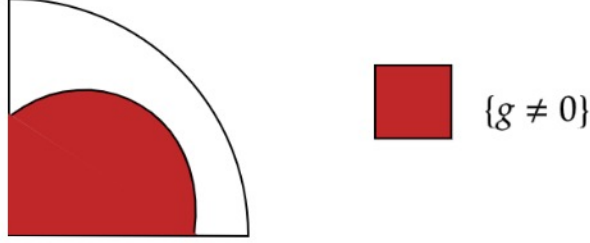


FIGURE 2.1. illustrative figure for the support of  $g$

Note that we do not require  $g$  to vanish on the coordinate axes.

Next, we derive the  $L^\infty$  estimate for the ratio  $w$ , which is a weak solution to (2.2) and (2.3).

**2.2.  $L^\infty$  Estimate of the Ratio.** In this subsection, we establish an interior  $L^\infty$  estimate for the function  $w$  defined in (2.1). We start from stating the main result concerning the  $L^\infty$  bound.

**Proposition 2.1** ( $L^\infty$  estimate). *Assume that  $w \in H_{loc}^1(B_1 \cap \mathbb{R}^{++})$  is a weak solution of (2.3) (See Definition 2.1). If  $w \geq 0$  and*

$$\int_{B_1 \cap \mathbb{R}^{++}} w^2 dx < \infty,$$

then

$$\|w\|_{L^\infty(B_{\frac{1}{2}} \cap \mathbb{R}^{++})}^2 \leq C \int_{B_1 \cap \mathbb{R}^{++}} \Psi^2 w^2 dx.$$

To prove Proposition 2.1, we employ the De Giorgi - Nash - Moser iteration method. We first establish a version of the Caccioppoli inequality and a suitable Sobolev inequality.

**Lemma 2.3** (Caccioppoli inequality). *Assume that  $w \geq 0$  is a weak solution of (2.3) in  $B_1 \cap \mathbb{R}^{++}$ , and that*

$$\int_{B_1 \cap \mathbb{R}^{++}} w^2 dx < \infty.$$

*Let  $\eta \in C_c^\infty(B_1)$  be a cutoff function with  $0 \leq \eta \leq 1$ , which doesn't have to vanish on the set  $\{x_1 = 0\} \cup \{x_2 = 0\}$  (Similar to the test function  $g$  in Definition 2.1). Then*

$$\int_{B_1 \cap \mathbb{R}^{++}} \Psi^2 |\nabla(\eta w)|^2 dx \leq C \int_{B_1 \cap \mathbb{R}^{++}} \Psi^2 w^2 |\nabla \eta|^2 dx.$$

*Proof.* Let  $\eta_h = \eta \cdot \iota_h$ , where  $\iota_h$  is another smooth cutoff function satisfying

$$\iota_h|_{\{\Psi \geq h\}} = 1, \quad \iota_h|_{\partial \mathbb{R}^{++} \cap B_1} = 0, \quad |\nabla \iota_h| \leq \frac{C}{h}.$$

Clearly,  $\Psi^2 |\nabla \iota_h|^2 \leq C \chi_{\{\Psi \leq h\}}$ .

By multiplying both sides of the inequality  $\operatorname{div}(\Psi^2 \nabla w) \geq 0$  by  $\eta_h^2 w$  and integrating over  $B_1 \cap \mathbb{R}^{++}$ , we have

$$\int_{B_1 \cap \mathbb{R}^{++}} \Psi^2 (|\nabla(\eta_h w)|^2 - w^2 |\nabla \eta_h|^2) dx = \int_{B_1 \cap \mathbb{R}^{++}} \Psi^2 \nabla w \cdot \nabla(\eta_h^2 w) dx \leq 0.$$

Using the facts that  $0 \leq \eta \leq 1$  and  $\Psi^2 |\nabla \iota_h|^2 \leq C \chi_{\{\Psi \leq h\}}$ , we obtain

$$\int_{B_1 \cap \mathbb{R}^{++}} \Psi^2 |\nabla(\eta w)|^2 \chi_{\{\Psi \geq h\}} dx \leq C \int_{B_1 \cap \mathbb{R}^{++}} \Psi^2 w^2 |\nabla \eta|^2 dx + C \int_{B_1 \cap \mathbb{R}^{++}} w^2 \chi_{\{\Psi \leq h\}} dx.$$

The desired inequality follows by sending  $h \rightarrow 0$  and applying the Fatou's lemma.  $\square$

**Lemma 2.4** (Weighted Sobolev inequality). *Assume that  $w \in H_{\text{loc}}^1(\mathbb{R}^{++})$  and  $w \rightarrow 0$  as  $r \rightarrow \infty$ . Then*

$$C \int_{\mathbb{R}^{++}} \Psi^2 |\nabla w|^2 dx \geq \frac{\int_{\mathbb{R}^{++}} \Psi^4 w^4 dx}{\int_{\mathbb{R}^{++}} \Psi^2 w^2 dx} \geq \frac{\int_{\mathbb{R}^{++}} \Psi^2 w^2 dx}{\int_{\mathbb{R}^{++}} \chi_{\{w \neq 0\}} dx}.$$

*Proof.* We first claim that under the same assumptions, the following weighted  $W^{1,1}$  Sobolev inequality holds:

$$(2.4) \quad C \int_{\mathbb{R}^{++}} \Psi^2 |\nabla w| dx \geq \left( \int_{\mathbb{R}^{++}} \Psi^4 w^2 dx \right)^{1/2}.$$

Applying this inequality to  $w^2$  and using the Cauchy-Schwarz inequality, we obtain

$$\int_{\mathbb{R}^{++}} \Psi^4 w^4 dx \leq C \left( \int_{\mathbb{R}^{++}} \Psi^2 w |\nabla w| dx \right)^2 \leq C \left( \int_{\mathbb{R}^{++}} \Psi^2 w^2 dx \right) \left( \int_{\mathbb{R}^{++}} \Psi^2 |\nabla w|^2 dx \right).$$

□

The proof of the  $W^{1,1}$  Sobolev inequality (2.4) is provided below.

*Proof of inequality (2.4).* Based on the asymptotic behavior of  $\Psi$  from Lemma A.3, we first introduce an equivalent weight

$$\tilde{\Psi} = r^{\frac{2}{s+1}} \sin(2\theta),$$

and prove a version of (2.4) with  $\Psi$  replaced by  $\tilde{\Psi}$ . We then use polar coordinates  $(r, \theta)$  with  $r \geq 0$  and  $0 \leq \theta \leq \frac{\pi}{2}$  to parametrize  $\mathbb{R}^{++}$ , and define the rays

$$L_\theta = \left\{ x \in \mathbb{R}^{++} : \frac{x_2}{x_1} = \tan \theta \right\}$$

(see Figure 2.2, line ①). We now correspondingly define the quantities

$$E = \int_{\mathbb{R}^{++}} \tilde{\Psi}^2 |\nabla w| dx_1 dx_2, \quad E(\theta) = \int_{L_\theta} r \tilde{\Psi}^2 |\nabla w| dr, \quad I(\theta) = \int_{L_\theta} r \tilde{\Psi}^4 w^2 dr.$$

Since  $dx_1 dx_2 = r dr d\theta$ , we have

$$\int_0^{\pi/2} E(\theta) d\theta = E.$$

Therefore, it suffices to prove for all  $\theta \in [0, \pi/2]$ , we have

$$(2.5) \quad \sqrt{2} E(\theta) E \geq I(\theta).$$

By integrating along the ray  $L_\theta$  (see Figure 2.2, line ①), we have

$$(2.6) \quad r \tilde{\Psi}^2 |w(r, \theta)| \leq r \tilde{\Psi}^2(r, \theta) \int_r^\infty |\partial_r w(\rho, \theta)| d\rho \leq \int_r^\infty \rho \tilde{\Psi}^2(\rho, \theta) |\partial_r w(\rho, \theta)| d\rho \leq E(\theta).$$

On the other hand, since  $\tilde{\Psi}$  is monotonically increasing in both  $x_1$  and  $x_2$ , by integrating vertically (line ② in Figure 2.2), we get

$$(2.7) \quad \tilde{\Psi}^2(x_1, x_2) |w(x_1, x_2)| \leq \tilde{\Psi}^2(x_1, x_2) \int_{x_2}^{\infty} |\partial_2 w(x_1, h)| dh \leq \int_{x_2}^{\infty} \tilde{\Psi}^2(x_1, h) |\partial_2 w(x_1, h)| dh.$$

For  $(x_1, x_2) \in L_\theta$  with  $0 \leq \theta \leq \frac{\pi}{4}$ , we integrate (2.7) and get

$$\int_{L_\theta} \tilde{\Psi}^2 |w| dr \leq \frac{1}{\cos \theta} \int_{L_\theta} \tilde{\Psi}^2 |w| dx_1 \leq \sqrt{2} E.$$

Then by symmetry, we have

$$(2.8) \quad \int_{L_\theta} \tilde{\Psi}^2 |w| dr \leq \sqrt{2} E, \text{ for all } \theta \in [0, \frac{\pi}{2}].$$

Combining (2.6) and (2.8), we obtain

$$I(\theta) \leq \left( \sup_{L_\theta} r \tilde{\Psi}^2 |w(r, \theta)| \right) \int_{L_\theta} \tilde{\Psi}^2 |w| dr \leq \sqrt{2} E(\theta) E,$$

which completes the proof of (2.5).

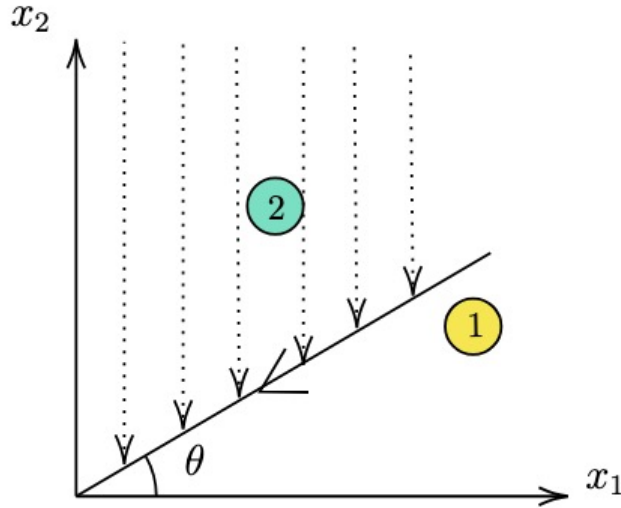


FIGURE 2.2. Integration along lines ① and ② yields estimates (2.6) and (2.7), respectively.

□

*Proof of Proposition 2.1.* Assume

$$\int_{B_1 \cap \mathbb{R}^{++}} \Psi^2 w^2 \leq \varepsilon_0$$

for some sufficiently small  $\varepsilon_0$ . It suffices to show that  $w \leq 1$  in  $B_{1/2}$ . For  $k \geq 1$ , define

$$t_k = 1 - 2^{-k}, \quad r_k = \frac{1}{2} + 2^{-k},$$

and set

$$w_k = (w - t_k)_+, \quad A_k = \int_{B_{r_k} \cap \mathbb{R}^{++}} \Psi^2 w_k^2.$$

Note that  $A_1, A_2 \leq \varepsilon_0$ , and our goal is to show that

$$\lim_{k \rightarrow \infty} A_k = 0,$$

provided  $\varepsilon_0$  is small.

Let  $\eta_k$  be a family of cutoff functions (to be inserted in Lemma 2.3) satisfying

$$\text{supp}(\eta_k) = B_{r_k} \cap \mathbb{R}^{++}, \quad \eta_k|_{B_{r_{k+1}} \cap \mathbb{R}^{++}} = 1, \quad |\nabla \eta_k| \leq C2^k.$$

Then, by applying the Caccioppoli inequality, we have

$$\int_{B_{r_k} \cap \mathbb{R}^{++}} \Psi^2 |\nabla(\eta_k w_k)|^2 \leq C4^k \int_{B_{r_k} \cap \mathbb{R}^{++}} \Psi^2 w_k^2.$$

Next, we apply the Sobolev inequality from Lemma 2.4 to  $\eta_k w_k$  and we get

$$\int_{B_{r_{k+1}} \cap \mathbb{R}^{++}} \Psi^2 w_k^2 \leq C4^k \left( \int_{B_{r_k} \cap \mathbb{R}^{++}} \Psi^2 w_k^2 \right) \left( \int_{B_{r_k} \cap \mathbb{R}^{++}} \chi_{\{w_k > 0\}} \right).$$

Since  $w_{k+1} \leq w_k$ , we have

$$A_{k+1} \leq \int_{B_{r_{k+1}} \cap \mathbb{R}^{++}} \Psi^2 w_k^2.$$

On the other hand, we note that

$$\{w_k > 0\} = \{w_{k-1} > t_k - t_{k-1} = 2^{-k}\}.$$

As a consequence,

$$A_{k-1} \geq \int_{B_{r_k} \cap \mathbb{R}^{++}} \Psi^2 w_{k-1}^2 \geq 4^{-k} \int_{B_{r_k} \cap \mathbb{R}^{++}} \Psi^2 \chi_{\{w_k > 0\}}.$$

Since  $B_{r_k} \cap \mathbb{R}^{++} \subseteq B_2 \cap \mathbb{R}^{++}$ , by applying Hölder's inequality, we get

$$\begin{aligned} \int_{B_{r_k} \cap \mathbb{R}^{++}} \chi_{\{w_k > 0\}} &\leq \left( \int_{B_{r_k} \cap \mathbb{R}^{++}} \Psi^2 \chi_{\{w_k > 0\}} \right)^{\frac{1}{p}} \left( \int_{B_2 \cap \mathbb{R}^{++}} \Psi^{-\frac{2}{p-1}} \right)^{\frac{p-1}{p}} \\ &\leq C \left( \int_{B_{r_k} \cap \mathbb{R}^{++}} \Psi^2 \chi_{\{w_k > 0\}} \right)^{1/p} \leq C (4^k A_{k-1})^{1/p}, \end{aligned}$$

for a sufficiently large  $p$ . By combining these estimates, we have the following inductive inequality

$$A_{k+1} \leq C 16^k A_k A_{k-1}^{1/p}.$$

Taking logarithms on both sides, we can show if  $A_1, A_2$  are small, we have  $A_k \rightarrow 0$  as  $k \rightarrow \infty$ .  $\square$

**2.3. Weak Harnack Principle of the Ratio.** In this section we introduce and prove a weak Harnack principle.

**Proposition 2.2** (Weak Harnack Principle). *Assume that  $w \in H_{loc}^1$  is defined in the circular sector  $B_1 \cap \mathbb{R}^{++}$  with  $w \leq 1$ , and satisfies*

$$\int_{B_1 \cap \mathbb{R}^{++}} w^2 dx < \infty.$$

*If  $w$  is a weak solution to (2.3) and  $w$  satisfies*

$$\int_{B_1 \cap \mathbb{R}^{++}} \Psi^2 \chi_{\{w \leq 0\}} dx \geq \delta,$$

*then*

$$(2.9) \quad w \leq 1 - c(\delta) \quad \text{in } B_{1/2} \cap \mathbb{R}^{++},$$

*where  $c(\delta)$  is a positive constant depending only on  $\delta$ .*

To prove Proposition 2.2, we first state a version of isoperimetric inequality:

**Lemma 2.5** (Bi-partition Isoperimetric Inequality). *For every  $\delta > 0$ , there exists  $\sigma(\delta) > 0$  such that for every function  $w \in H_{loc}^1$  satisfying*

$$\int_{B_1 \cap \mathbb{R}^{++}} \Psi^2 \chi_{\{w \leq 0\}} dx \geq \delta \int_{B_1 \cap \mathbb{R}^{++}} \Psi^2 dx \quad \text{and} \quad \int_{B_1 \cap \mathbb{R}^{++}} \Psi^2 \chi_{\{w \geq 1\}} dx \geq \delta \int_{B_1 \cap \mathbb{R}^{++}} \Psi^2 dx,$$

we have the following inequality:

$$\int_{B_1 \cap \mathbb{R}^{++}} \Psi^2 |\nabla w| dx \geq \sigma(\delta).$$

*Proof.* Let  $h = h(\delta) > 0$  be sufficiently small so that

$$\int_{B_1 \cap \mathbb{R}^{++}} \Psi^2 \chi_{\{\Psi < h(\delta)\}} dx \leq \frac{\delta}{2} \int_{B_1 \cap \mathbb{R}^{++}} \Psi^2 dx.$$

Then, in the region

$$\Omega := \{\Psi \geq h(\delta)\} \cap B_1 \cap \mathbb{R}^{++},$$

it follows that

$$(2.10) \quad \int_{\Omega} \Psi^2 \chi_{\{w \leq 0\}} dx \geq \frac{\delta}{2} \int_{B_1 \cap \mathbb{R}^{++}} \Psi^2 dx.$$

From the equation (2.10),

$$\int_{\Omega} \chi_{\{w \leq 0\}} dx \geq \frac{1}{\|\Psi\|_{L^\infty(B_1 \cap \mathbb{R}^{++})}^2} \int_{\Omega} \Psi^2 \chi_{\{w \leq 0\}} dx \geq \frac{\delta}{2\|\Psi\|_{L^\infty(B_1 \cap \mathbb{R}^{++})}^2} \int_{B_1 \cap \mathbb{R}^{++}} \Psi^2 dx := c_1(\delta).$$

Similarly, we also obtain

$$(2.11) \quad \int_{\Omega} \chi_{\{w \geq 1\}} dx \geq c_1(\delta).$$

Let us denote

$$\text{avg}_{\Omega} w = \frac{1}{|\Omega|} \int_{\Omega} w(x) dx.$$

If  $\text{avg}_{\Omega} w \leq \frac{1}{2}$ , we apply (2.11) and conclude

$$\int_{\Omega} \left| w - \text{avg}_{\Omega} w \right| dx \geq \frac{1}{2} \int_{\Omega} \chi_{\{w \geq 1\}} dx \geq \frac{c_1(\delta)}{2}.$$

By symmetry, we have the following lower bound estimate:

$$\int_{\Omega} \left| w - \text{avg}_{\Omega} w \right| dx \geq \frac{c_1(\delta)}{2}.$$

We then apply the standard Poincaré inequality to  $w$  in  $\Omega$ , and obtain

$$\int_{\Omega} |\nabla w| dx \geq \frac{1}{C} \int_{\Omega} \left| w - \text{avg}_{\Omega} w \right| dx \geq \frac{c_1(\delta)}{2C}.$$



Finally, since  $\Psi \geq h(\delta)$  in  $\Omega$ , we have

$$\int_{B_1 \cap \mathbb{R}^{++}} \Psi^2 |\nabla w| dx \geq h(\delta)^2 \int_{\Omega} |\nabla w| dx \geq \frac{c_1(\delta)h(\delta)^2}{2C} =: \sigma(\delta).$$

□

Now we are able to prove Proposition 2.2.

*Proof of Proposition 2.2.* For  $k \geq 1$ , we first define

$$t_k = 1 - 2^{-k} \quad \text{and} \quad w_k = 2 \left( \frac{w - t_k}{1 - t_k} \right)_+, \quad \bar{w}_k = \min\{w_k, 1\}.$$

Let us denote

$$r(\delta) = \frac{\delta}{\pi \|\Psi\|_{L^\infty(B_1)}^2},$$

then

$$\begin{aligned} \int_{B_{1-r(\delta)} \cap \mathbb{R}^{++}} \Psi^2 \chi_{\{\bar{w}_k \leq 0\}} dx &\geq \int_{B_{1-r(\delta)} \cap \mathbb{R}^{++}} \Psi^2 \chi_{\{w \leq 0\}} dx - \int_{(B_1 \setminus B_{1-r(\delta)}) \cap \mathbb{R}^{++}} \Psi^2 dx \\ &\geq \delta - \|\Psi\|_{L^\infty(B_1)}^2 \cdot \left| (B_1 \setminus B_{1-r(\delta)}) \cap \mathbb{R}^{++} \right| \geq \frac{\delta}{2}. \end{aligned}$$

By choosing the cutoff function  $\eta(x) \geq 0$  supported in  $B_1 \cap \mathbb{R}^{++}$  satisfying

$$\eta = 1 \text{ in } B_{1-r(\delta)} \cap \mathbb{R}^{++}, \quad |\nabla \eta| \leq 2r(\delta)^{-1},$$

in Lemma 2.3 and using the fact  $0 \leq w_k \leq 2$ , there exists some uniform  $C_1$ , such that

$$\begin{aligned} (2.12) \quad &\int_{B_{1-r(\delta)} \cap \mathbb{R}^{++}} \Psi^2 |\nabla \bar{w}_k|^2 dx \leq \int_{B_{1-r(\delta)} \cap \mathbb{R}^{++}} \Psi^2 |\nabla w_k|^2 dx \\ &\leq \int_{B_1 \cap \mathbb{R}^{++}} \Psi^2 |\nabla (\eta w_k)|^2 dx \leq \int_{B_1 \cap \mathbb{R}^{++}} \Psi^2 w_k^2 |\nabla \eta|^2 dx \\ &\leq \frac{16}{r(\delta)^2} \int_{B_1 \cap \mathbb{R}^{++}} \Psi^2 dx \leq C_1 r(\delta)^{-2}. \end{aligned}$$

Note that the truncated functions  $w_k$  are all weak solutions to (2.3), by Proposition 2.1, there exists a uniformly small  $C_2$ , such that if  $\int_{B_{1-r(\delta)} \cap \mathbb{R}^{++}} \Psi^2 \chi_{\{\bar{w}_k \geq 0\}} dx \leq C_2$ , we have

$$w_k \leq \frac{1}{10} \quad \text{in } B_{1/2} \cap \mathbb{R}^{++}.$$

Let us denote

$$K_0 = 100 \left[ \frac{C_1 r(\delta)^{-2}}{\sigma(\min\{\frac{\delta}{2}, C_2\})^2} \int_{B_1 \cap \mathbb{R}^{++}} \Psi^2 dx \right] + 100,$$

where  $\sigma(\cdot)$  is the function obtained in Lemma 2.5. We now claim that

$$(2.13) \quad \int_{B_{1-r(\delta)} \cap \mathbb{R}^{++}} \Psi^2 \chi_{\{\bar{w}_k \geq 0\}} dx \leq C_2, \text{ for all } k \geq K_0.$$

Based on the above claim, by choosing  $c(\delta) = 2^{-K_0-100}$  in the desired estimate (2.9), we have  $w_{K_0} \leq \frac{1}{10}$  in  $B_{1/2} \cap \mathbb{R}^{++}$ . This implies

$$w \leq 1 - 2^{-K_0} + \frac{2^{-K_0}}{20} \leq 1 - c(\delta) \text{ in } B_{1/2} \cap \mathbb{R}^{++},$$

and we finish the proof.

Now we are going to prove the claim (2.13). Suppose on the contrary, that the claim is not true. Then, by Lemma 2.5, we have

$$\int_{B_{1-r(\delta)} \cap \mathbb{R}^{++}} \Psi^2 |\nabla \bar{w}_k| dx \geq \sigma\left(\min\{\frac{\delta}{2}, C_2\}\right), \text{ for every } k \leq K_0.$$

This, together with the bound in (2.12) and the Cauchy-Schwartz inequality, implies that

$$(2.14) \quad \int_{B_{1-r(\delta)} \cap \mathbb{R}^{++}} \Psi^2 \chi_{\{t_k < w < t_{k+1}\}} dx \geq \frac{\sigma(\min\{\frac{\delta}{2}, C_2\})^2}{C_1 r(\delta)^{-2}}.$$

Since the regions  $\{t_k < w < t_{k+1}\}$  are pairwise disjoint, by summing the inequality (2.14) over  $k = 1, 2, \dots, K_0$ , we find that

$$\int_{B_{1-r(\delta)} \cap \mathbb{R}^{++}} \Psi^2 dx \geq \sum_{k=1}^{K_0} \int_{B_{1-r(\delta)} \cap \mathbb{R}^{++}} \Psi^2 \chi_{\{t_k < w < t_{k+1}\}} dx > 100 \int_{B_1 \cap \mathbb{R}^{++}} \Psi^2 dx,$$

which is a contradiction. Then, we prove the claim (2.13).  $\square$

**2.4. Proof of Theorem 2.1.** We now prove Theorem 2.1 by studying the ratio

$$w = \frac{u}{\Psi} - 1.$$

In the proof, we make use of the following consequence of the ABP estimate.

**Lemma 2.6.** *Assume that  $A \in C^1$  is a  $2 \times 2$  symmetric matrix satisfying  $\lambda I \leq A \leq \Lambda I$  for some positive constants  $\lambda$  and  $\Lambda$ . Suppose that  $u$  satisfies*

$$\operatorname{div}(A \nabla u) \geq \chi_S \quad \text{in } B_1,$$

where  $S \subset B_1$  is a measurable set with

$$|B_1 \setminus S| \leq \delta,$$

and where  $\delta > 0$  is a small number depending on the matrix  $A$ . Then there exists  $\sigma > 0$ , depending only on  $A$ , such that

$$\max_{B_{1/2}} u \leq \max_{B_1} u - \sigma.$$

By Lemma 2.6, the positivity of the right-hand side of (2.2) implies the following lemma.

**Lemma 2.7.** *Assume  $0 \leq w \leq 1$  is a weak solution of (2.2) in  $B_1 \cap \mathbb{R}^{++}$ . Then there exist  $\sigma, \delta > 0$ , such that*

$$\int_{B_1 \cap \mathbb{R}^{++}} \Psi^2 \chi_{\{w \leq 1-\sigma\}} dx \geq \delta.$$

*Proof.* If there exists some constant  $\delta$  independent of the choice of  $w$ , such that

$$\int_{B_1 \cap \mathbb{R}^{++}} \Psi^2 \chi_{\{w \leq 1/2\}} dx \geq \delta,$$

we have already proven the Lemma (in this case,  $\sigma = \frac{1}{2}$ ). Otherwise, suppose that for some sufficiently small  $\delta$ ,

$$(2.15) \quad \int_{B_1 \cap \mathbb{R}^{++}} \Psi^2 \chi_{\{w \leq 1/2\}} dx \leq \delta.$$

Now we consider the interior disk

$$\mathcal{D} = \left\{ (x_1 - \frac{1}{2})^2 + (x_2 - \frac{1}{2})^2 \leq \frac{1}{100} \right\},$$

as illustrated in the figure below.

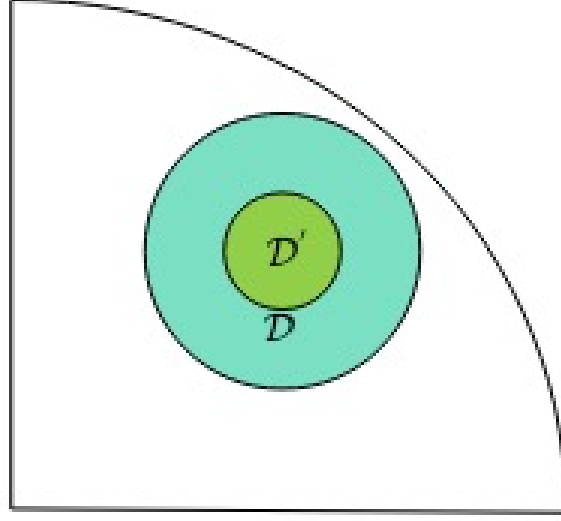


FIGURE 2.3. Illustrative figure for the domain  $\mathcal{D}$

In the set

$$S = \mathcal{D} \cap \{w \geq 1/2\},$$

the right-hand side of (2.2) satisfies

$$\Psi^{1-s}w \geq C,$$

for a uniformly small constant  $C > 0$ . By (2.15) and that  $\Psi$  has a positive lower bound in  $\mathcal{D}$ , when  $\delta$  is sufficiently small, the set  $\mathcal{D} \setminus S$  has small measure. Consequently, by applying Lemma 2.6 to (2.2) in the disk  $\mathcal{D}$ , there exists some  $\sigma > 0$  such that

$$w \leq \max_{x \in \mathcal{D}} w(x) - \sigma \leq 1 - \sigma$$

in the smaller disk

$$\mathcal{D}' = \left\{ (x_1 - \tfrac{1}{2})^2 + (x_2 - \tfrac{1}{2})^2 \leq \tfrac{1}{400} \right\}.$$

Then, as  $\delta_1$  is sufficiently small, we have

$$\int_{B_1 \cap \mathbb{R}^{++}} \Psi^2 \chi_{\{w \leq 1-\sigma\}} dx \geq \int_{\mathcal{D}'} \Psi^2 dx \geq \delta,$$

thus proving the lemma. □

Now we give the proof of Theorem 2.1. The idea is to incorporate Lemma 2.7 with the weak Harnack principle (Proposition 2.2).

*Proof of Theorem 2.1.* By Lemma 2.2 and Proposition 2.1, we have

$$\|w\|_{L^\infty(B_{1/2} \cap \mathbb{R}^{++})} \leq C \max_{B_1 \cap \mathbb{R}^{++}} u.$$

We now denote

$$M := \max_{B_{1/2} \cap \mathbb{R}^{++}} w.$$

Then, we apply Proposition 2.2 to the function

$$v(x) := w(x) - (1 - \sigma_1)M,$$

where  $\sigma_1$  is the constant from Lemma 2.7. Consequently, we obtain

$$\max_{B_{1/4} \cap \mathbb{R}^{++}} w \leq (1 - \sigma_2)M,$$

for some  $\sigma_2 < \sigma_1$ .

We notice that if  $w(x)$  satisfies equation (2.2), then as  $\Psi$  has the homogeneous degree  $\frac{2}{1+s}$ ,  $w_r(x) = w(rx)$  also satisfies (2.2). Then, by iterating the oscillation reduction argument above on balls  $B_{2^{-k}} \cap \mathbb{R}^{++}$ , we deduce that there exist constants  $C > 0$  and  $\sigma > 0$  (with  $\sigma \leq \log_{1/2}(1 - \sigma_2)$ ) such that

$$w(x) \leq C |x|^\sigma M \leq C |x|^\sigma \max_{B_1 \cap \mathbb{R}^{++}} u.$$

This completes the proof of Theorem 2.1. □

### 3. SHARP REGULARITY AND THE OPTIMAL CONVERGENCE OF $\phi_\epsilon$

In this section, we prove the continuity of  $\phi_\epsilon$  with respect to  $\epsilon$  in  $C^{1, \alpha_s}(\mathbb{T}^2) := C^{1, \frac{1-s}{1+s}}(\mathbb{T}^2)$  topology, and establish the sharp convergence rate of  $\phi_\epsilon \rightarrow \psi_0$  in the same space as  $\epsilon \rightarrow 0$ .

**3.1. Proof of Theorem 1.2.** We now prove Theorem 1.2. The key observation is that  $\phi_\epsilon$  and  $\Psi_\epsilon$  satisfy the same PDE near the origin, as shown by the following localization lemma:

**Lemma 3.1** (Domain localization). *For sufficiently small  $\epsilon > 0$ , the following estimate holds in the rescaled neighborhood:*

$$\phi_\epsilon(x) \leq \epsilon \quad \text{for all } x \in \mathbb{T}^{++} \cap B_{R(\epsilon)}, \quad \text{where } R(\epsilon) := \frac{\sqrt{\epsilon}}{-\ln \epsilon}.$$

*Proof.* We begin with the decomposition:

$$\phi_\epsilon = \left(\phi_\epsilon - \frac{\epsilon}{2}\right)_+ + \min\left\{\phi_\epsilon, \frac{\epsilon}{2}\right\} \leq \left(\phi_\epsilon - \frac{\epsilon}{2}\right)_+ + \frac{\epsilon}{2}.$$

Based on the above decomposition, it suffices to establish the following bound for the truncated function  $\phi_{\text{cut}} := (\phi_\epsilon - \epsilon/2)_+$ :

$$(3.1) \quad \phi_{\text{cut}}(x) \leq \frac{\epsilon}{2} \quad \text{for } |x| \leq R(\epsilon) := \frac{\sqrt{\epsilon}}{-\ln \epsilon}.$$

We notice that  $\phi_{\text{cut}}$  satisfies the following differential inequality in the weak sense:

$$\Delta \phi_{\text{cut}} \geq 2^s \Delta \psi_0 \quad \text{in } [0, \frac{1}{2}]^2,$$

with both  $\phi_{\text{cut}}$  and  $\psi_0$  vanishing on  $\partial([0, \frac{1}{2}]^2)$ . It then follows from the maximum principle that

$$\phi_{\text{cut}}(x) \leq 2^s \psi_0(x) \quad \text{in } [0, \frac{1}{2}]^2.$$

The required estimate (3.1) then follows from the asymptotic behavior of  $\psi_0$  near the origin as in Lemma A.2.  $\square$

*Proof of Theorem 1.2.* The lower bound  $\phi_\epsilon \geq \Psi_\epsilon$  follows immediately from Theorem 1.1. For the upper bound, we proceed as follows.

By Lemma 3.1, we have the pointwise estimate:

$$\phi_\epsilon(x) \leq \epsilon \quad \text{for } x \in \mathbb{T}^{++} \cap B_{R(\epsilon)}, \quad R(\epsilon) := \frac{\sqrt{\epsilon}}{-\ln \epsilon}.$$

We now consider the rescaled function:

$$\Phi_\epsilon(y) := \frac{1}{\epsilon} \phi_\epsilon(\sqrt{\epsilon}y), \quad y = \frac{x}{\sqrt{\epsilon}} \in B_{\rho(\epsilon)} \cap \mathbb{R}^{++}, \quad \rho(\epsilon) := \frac{1}{-\ln \epsilon}.$$

This scaling ensures that  $0 \leq \Phi_\epsilon(y) \leq 1$  and  $\Delta_y \Phi_\epsilon = -\Phi_\epsilon^{-s}$  in  $B_{\rho(\epsilon)} \cap \mathbb{R}^{++}$ .

By Theorem 1.5, we obtain the following ratio estimate:

$$\frac{\Phi_\epsilon(y)}{\Psi(y)} - 1 \leq C \left| \frac{y}{\rho(\epsilon)} \right|^\sigma \rho(\epsilon)^{-\frac{2}{1+s}} \|\Phi_\epsilon\|_{L^\infty(B_{\rho(\epsilon)} \cap \mathbb{R}^{++})} \leq C \left| \frac{y}{\rho(\epsilon)} \right|^\sigma \rho(\epsilon)^{-\frac{2}{1+s}}.$$

Now we rescale back to original variables in the sense that  $x = \sqrt{\epsilon}y$ ,  $R(\epsilon) = \sqrt{\epsilon}\rho(\epsilon)$ . We then conclude that for  $|x| \leq R(\epsilon)$  and  $\epsilon \leq \epsilon_0$ ,

$$\frac{\phi_\epsilon(x)}{\Psi_\epsilon(x)} - 1 \leq C \left| \frac{x}{R(\epsilon)} \right|^\sigma \rho(\epsilon)^{-\frac{2}{1+s}} = C \epsilon^{-\sigma/2} |x|^\sigma |\ln \epsilon|^{\sigma - \frac{2}{1+s}} \leq \epsilon^{-\sigma} |x|^\sigma.$$

□

**3.2. Proof of Theorem 1.3.** We present the proof of Theorem 1.3 in this section by combining Lemma A.1 with Theorem 1.2. The key strategy involves analyzing the difference function  $\phi_\epsilon - \Psi_\epsilon$ , whose Laplacian  $\Delta(\phi_\epsilon - \Psi_\epsilon)$  exhibits better integrability properties compared to  $\Delta\phi_\epsilon$  alone.

*Proof of Theorem 1.3.* We first denote  $\mathcal{I}^2$  as the standard cube in  $\mathbb{R}^2$ :

$$\mathcal{I}^2 = \left[-\frac{1}{2}, \frac{1}{2}\right] \times \left[-\frac{1}{2}, \frac{1}{2}\right],$$

and define

$$R_\epsilon(y) := G_\epsilon(\phi_\epsilon)(y) - \frac{\epsilon^s}{\Psi_\epsilon^s} + \operatorname{sgn}(y_1) \operatorname{sgn}(y_2).$$

Then, we have the following decomposition:

$$\begin{aligned}
(3.2) \quad & \nabla(\phi_\epsilon - \Psi_\epsilon - \psi_0)(\tilde{x}) - \nabla(\phi_\epsilon - \Psi_\epsilon - \psi_0)(x) \\
&= \int_{\mathbb{T}^2} \left( \left( \nabla \mathcal{G}(\tilde{x}, y) - \frac{(\tilde{x} - y)}{|\tilde{x} - y|^2} \right) - \left( \nabla \mathcal{G}(x, y) - \frac{(x - y)}{|x - y|^2} \right) \right) [G_\epsilon(\phi_\epsilon)(y) + \text{sgn}(y_1) \text{sgn}(y_2)] dy \\
&+ \left( \int_{\tilde{x} + (\mathcal{I}^2)^c} \frac{\tilde{x} - y}{\|\tilde{x} - y\|^2} \frac{\epsilon^s}{\Psi_\epsilon^s} dy - \int_{x + (\mathcal{I}^2)^c} \frac{x - y}{\|x - y\|^2} \frac{\epsilon^s}{\Psi_\epsilon^s} dy \right) + \int_{B_{2|x-\tilde{x}|}(x) \cap \mathbb{T}^2} \left( \frac{\tilde{x} - y}{|\tilde{x} - y|^2} - \frac{x - y}{|x - y|^2} \right) R_\epsilon(y) dy \\
&+ \int_{B_{2|x-\tilde{x}|}(x)} \frac{\tilde{x} - y}{|\tilde{x} - y|^2} R_\epsilon(y) dy + \int_{B_{2|x-\tilde{x}|}(x)} \frac{x - y}{|x - y|^2} R_\epsilon(y) dy \\
&:= E_1 + E_2 + I_1 + I_2 + I_3, \text{ here } \|\cdot\| \text{ represent the Euclidean norm in } \mathbb{R}^2.
\end{aligned}$$

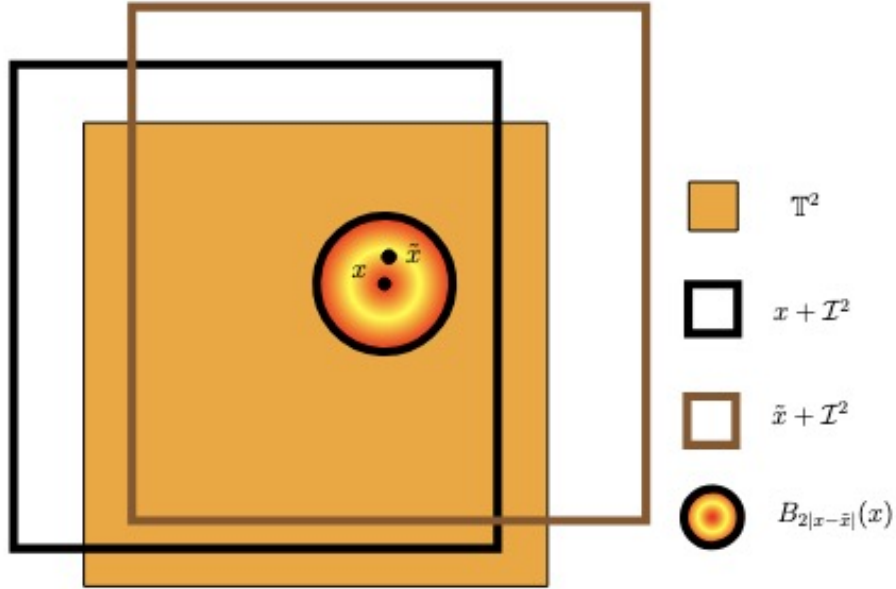


FIGURE 3.1. Illustrative figure for the domain division in estimating (3.2)

Using Lemma A.1, we obtain

$$\begin{aligned}
|E_1| &\leq C|x - \tilde{x}| \int_{\mathbb{T}^2} |G_\epsilon(\phi_\epsilon) + \text{sgn}(y_1) \text{sgn}(y_2)| dy \\
&\leq C|x - \tilde{x}| \int_{\{\psi_0 < \epsilon\} \cap Q} \frac{\epsilon^s}{\Psi_\epsilon^s} dy \leq C|x - \tilde{x}| \int_{\{\psi_0 < \epsilon\} \cap Q} \frac{\epsilon^s}{\psi_0^s} dy = O(\epsilon^s |x - \tilde{x}|)
\end{aligned}$$



### Estimate of $E_2$

Let us denote  $S_x = x + (\mathcal{I}^2)^c$  and  $S_{\tilde{x}} = \tilde{x} + (\mathcal{I}^2)^c$ . From our assumptions, for all  $y \in S_x \cap S_{\tilde{x}}$ , by fundamental theorem of calculus, we have

$$\left\| \frac{x - y}{\|x - y\|^2} - \frac{\tilde{x} - y}{\|\tilde{x} - y\|^2} \right\| \leq \frac{C\|x - \tilde{x}\|}{\|y\|^2}.$$

Furthermore, we have

$$\begin{aligned} |E_2| &\leq \left| \int_{S_x \cap S_{\tilde{x}}} \left( \frac{x - y}{\|x - y\|^2} - \frac{\tilde{x} - y}{\|\tilde{x} - y\|^2} \right) \frac{\epsilon^s}{\Psi_\epsilon^s} dy \right| \\ &\quad + \int_{S_x \Delta S_{\tilde{x}}} \left( \frac{1}{\|x - y\|} + \frac{1}{\|\tilde{x} - y\|} \right) \frac{\epsilon^s}{|\Psi_\epsilon^s|} dy \\ &:= E_{21} + E_{22} \end{aligned}$$

First, we have

$$E_{21} \leq C\|x - \tilde{x}\| \int_{S_x \cap S_{\tilde{x}}} \frac{\epsilon^{\frac{s}{s+1}}}{r^{\frac{2+4s}{s+1}} \sin^s(2\theta)} dy_1 dy_2 = O(\epsilon^{\frac{s}{s+1}} |x - \tilde{x}|).$$

In addition, as  $|S_x \Delta S_{\tilde{x}}| \leq C|x - \tilde{x}|$ , we end up with

$$E_{22} \leq C \int_{S_x \Delta S_{\tilde{x}}} \frac{\epsilon^s}{|\Psi_\epsilon|^s} dy \leq C \int_{S_x \Delta S_{\tilde{x}}} \frac{\epsilon^{\frac{s}{s+1}}}{r^{\frac{2s}{s+1}} |\sin^s(2\theta)|} dy \leq C\epsilon^{\frac{s}{s+1}} |x - \tilde{x}|.$$

Therefore,  $|E_2| = O(\epsilon^{\frac{s}{s+1}} |x - \tilde{x}|)$ .

### Estimate of $I_1$

Let us define the domain  $\Omega := B_{2|x-\tilde{x}|(x)}^c \cap \{(y_1, y_2) \mid \frac{1}{2} > y_1 > y_2 > 0\}$ . By the fundamental theorem of calculus and various symmetry assumptions, to obtain an upper bound for  $I_1$ , it suffices to control

$$|x - \tilde{x}| \int_{\Omega} \frac{1}{|x - y|^2} |R_\epsilon(\phi_\epsilon)(y)| dy.$$

We first divide  $\Omega$  into two regions:

$$\Omega_\epsilon := \Omega \cap \left\{ y \mid |y| \leq \frac{\epsilon^{1/2}}{\ln(1/\epsilon)} \right\} \text{ as } \Omega_\epsilon^c := \Omega \setminus \Omega_\epsilon.$$

This leads to the decomposition:

$$\begin{aligned}
& |x - \tilde{x}| \int_{\Omega} \frac{|R_{\epsilon}(\phi_{\epsilon})(y)|}{|x - y|^2} dy \\
& \leq |x - \tilde{x}| \left( \int_{\Omega_{\epsilon}} \frac{|R_{\epsilon}(\phi_{\epsilon})(y) + 1|}{|x - y|^2} dy \right) + |x - \tilde{x}| \int_{\Omega_{\epsilon}} \frac{1}{|x - y|^2} dy \\
& + |x - \tilde{x}| \int_{\Omega_{\epsilon}^c} \frac{1}{|x - y|^2} \frac{\epsilon^s}{|\Psi_{\epsilon}|^s} dy + |x - \tilde{x}| \int_{\Omega_{\epsilon}^c} \frac{|G_{\epsilon}(\phi_{\epsilon})(y) - 1|}{|x - y|^2} dy \\
& := J_1 + J_2 + J_3 + J_4.
\end{aligned}$$

See the figure below for the domain division in calculating  $I_1$ .

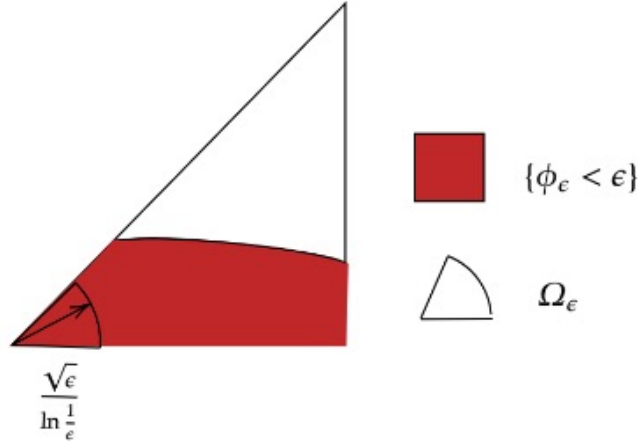


FIGURE 3.2. Illustrative figure for the domain division for calculating  $I_1$ .

Estimate of  $J_1$ : By Theorem 1.2 and Hölder's inequality with exponent  $\frac{1}{p} = \frac{2s}{s+1} - \frac{\sigma}{2}$ , we obtain

$$\begin{aligned}
J_1 & \leq \epsilon^{\frac{s}{s+1}-\sigma} |x - \tilde{x}| \int_{\Omega_{\epsilon}} \frac{1}{|x - y|^{\frac{2}{s+1} + \frac{\sigma}{2}}} \left( \frac{1}{|y_2|^{\frac{2s}{1+s}-\sigma}} \frac{1}{|x - y|^{\frac{2s}{s+1}-\frac{\sigma}{2}}} \right) dy \\
& \leq \epsilon^{\frac{s}{s+1}-\sigma} |x - \tilde{x}| \left| \int_{\Omega_{\epsilon}^c} \frac{1}{|x - y|^{\frac{2p^*}{s+1} + \frac{p^*\sigma}{2}}} dy \right|^{\frac{1}{p^*}} \left| \int_{\Omega_{\epsilon}^c} \left( \frac{1}{|y_2|^{\frac{2s}{1+s}-\sigma}} \frac{1}{|x - y|^{\frac{2s}{s+1}-\frac{\sigma}{2}}} \right)^p dy \right|^{\frac{1}{p}} \\
& \leq C \epsilon^{\frac{s}{s+1}-\sigma} |x - \tilde{x}|^{\frac{1-s}{1+s} + \frac{\sigma}{2}}.
\end{aligned}$$

Estimate for  $J_2$ : By applying Hölder's inequality with  $\frac{1}{p} = \frac{1}{1+s} + \frac{\sigma}{4}$ , we have

$$J_2 \leq |x - \tilde{x}| \left( \int_{\Omega_\epsilon} \frac{1}{|x - y|^{2p}} dy \right)^{\frac{1}{p}} |\Omega_\epsilon|^{\frac{1}{p^*}} \leq \epsilon^{\frac{s}{1+s} - 2\sigma} |x - \tilde{x}|^{\frac{1-s}{1+s} + \frac{\sigma}{2}}.$$

Estimate for  $J_3$ : Using Hölder's inequality with  $\frac{1}{p} = s + \frac{s(1-s)}{s+1} - \frac{\sigma}{2}$ , we get

$$\begin{aligned} J_3 &= \epsilon^{\frac{s}{4}} |x - \tilde{x}| \int_{\Omega_\epsilon^c} \frac{1}{|x - y|^{2-s-\delta}} \left( \frac{1}{|x - y|^{s+\delta}} \frac{1}{|y_2|^s} \right) dy \\ &\leq \epsilon^{\frac{s}{4}} |x - \tilde{x}| \left( \int_{\Omega_\epsilon^c} \frac{1}{|x - y|^{(2-s-\delta)p^*}} dy \right)^{\frac{1}{p^*}} \left( \int_{\Omega_\epsilon^c} \left[ \frac{1}{|x - y|^{(s+\delta)p}} \frac{1}{|y_2|^{sp}} \right] dy \right)^{\frac{1}{p}} \\ &\leq C \epsilon^{\frac{s}{4}} |x - \tilde{x}|^{\frac{1-s}{1+s} + \frac{\sigma}{2}}. \end{aligned}$$

Estimate for  $J_4$ : By Hölder's inequality with  $\frac{1}{p} = \frac{1}{1+s} + \frac{\sigma}{4}$ , we get

$$\begin{aligned} J_4 &\leq \epsilon^s |x - \tilde{x}| \int_{\{\psi_0 < \epsilon\} \cap \Omega} \frac{1}{|x - y|^2} \frac{1}{|\psi_0(y)|^s} dy \\ &\leq \epsilon^s |x - \tilde{x}| \left( \int_{\{\psi_0 < \epsilon\} \cap \Omega} \frac{1}{|x - y|^{2p}} dy \right)^{\frac{1}{p}} \left( \int_{\{\psi_0 < \epsilon\} \cap \Omega} \frac{1}{|\psi_0|^{p^*s}(y)} dy \right)^{\frac{1}{p^*}} \\ &\leq \epsilon^s |x - \tilde{x}|^{\frac{1-s}{1+s} + \frac{\sigma}{2}}. \end{aligned}$$

Combining these estimates, we end up with

$$|I_1| \leq C \epsilon^{\frac{s}{4}} |x - \tilde{x}|^{\frac{1-s}{1+s} + \frac{\sigma}{2}}.$$

### Estimate of $I_2$ :

We define  $\tilde{\Omega} := B_{2|x-\tilde{x}|}(x) \cap \{0 < y_2 < y_1 < \frac{1}{2}\}$ . By symmetry assumptions, to obtain a upper bound for  $I_2$ , it suffices to control  $\int_{\tilde{\Omega}} \frac{|R_\epsilon(y)|}{|\tilde{x}-y|} dy$ . Partition  $\tilde{\Omega}$  into

$$\tilde{\Omega}_\epsilon := \tilde{\Omega} \cap \{y \mid |y| \leq \epsilon^{1/2} / \ln(1/\epsilon)\} \text{ and } \tilde{\Omega}_\epsilon^c := \tilde{\Omega} \setminus \tilde{\Omega}_\epsilon.$$

This gives the decomposition:

$$\begin{aligned} \int_{\tilde{\Omega}} \frac{|R_\epsilon(y)|}{|\tilde{x}-y|} dy &= \int_{\tilde{\Omega}_\epsilon} \frac{|R_\epsilon(y) + 1|}{|x - y|} dy + \int_{\tilde{\Omega}_\epsilon} \frac{1}{|x - y|} dy + \int_{\tilde{\Omega}_\epsilon^c} \frac{1}{|x - y|} \frac{\epsilon^s}{|\psi_0|^s} dy + \int_{\tilde{\Omega}_\epsilon^c} \frac{|G_\epsilon(\phi_\epsilon)(y) - 1|}{|x - y|} dy \\ &:= M_1 + M_2 + M_3 + M_4. \end{aligned}$$

See the figure below for the domain division in estimating  $I_2$ .

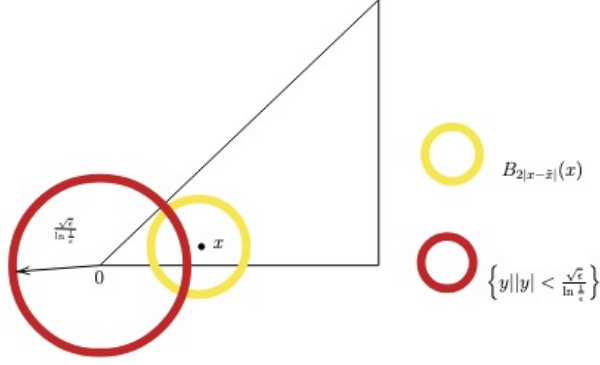


FIGURE 3.3. Illustrative figure for the domain division for calculating  $I_2$ .

Estimate of  $M_1$ : Again by Theorem 1.2 and Hölder inequality with  $\frac{1}{p} = \frac{2s}{s+1} - \frac{\sigma}{2}$ , we have

$$\begin{aligned}
M_1 &\leq \epsilon^{\frac{s}{s+1}-\sigma} \int_{\tilde{\Omega}_\epsilon} \frac{1}{|x-y|^{\frac{1-s}{s+1}+\frac{\sigma}{2}}} \left( \frac{1}{|x-y|^{\frac{2s}{s+1}-\frac{\sigma}{2}}} \frac{1}{|y_2|^{\frac{2s}{s+1}-\sigma}} \right) dy \\
&\leq \epsilon^{\frac{s}{s+1}-\sigma} \left( \int_{\tilde{\Omega}_\epsilon} \left( \frac{1}{|x-y|^{\frac{1-s}{s+1}+\frac{\sigma}{2}}} \right)^{p^*} dy \right)^{\frac{1}{p^*}} \left( \int_{\tilde{\Omega}_\epsilon} \left( \frac{1}{|x-y|^{\frac{2s}{s+1}-\frac{\sigma}{2}}} \frac{1}{|y_2|^{\frac{2s}{s+1}-\sigma}} \right)^p dy \right)^{\frac{1}{p}} \\
&\leq C \epsilon^{\frac{s}{s+1}-\sigma} |x - \tilde{x}|^{\frac{1-s}{1+s}+\frac{\sigma}{2}}.
\end{aligned}$$

Estimate for  $M_2$ : Using Hölder inequality with  $\frac{1}{p} = \frac{1}{1+s} + \frac{\sigma}{4}$ , we get

$$M_2 \leq \left( \int_{\tilde{\Omega}_\epsilon} \frac{1}{|x-y|^p} dy \right)^{\frac{1}{p}} |\Omega_\epsilon|^{\frac{1}{p^*}} \leq C \epsilon^{\frac{s}{1+s}-2\sigma} |x - \tilde{x}|^{\frac{1-s}{1+s}+\frac{\sigma}{2}}.$$

Estimate for  $M_3$ : By Hölder inequality with  $\frac{1}{p} = s + \frac{s(1-s)}{s+1} - \frac{\sigma}{2}$ , we have

$$\begin{aligned}
M_3 &= \epsilon^{\frac{s}{4}} \int_{\tilde{\Omega}_\epsilon^c} \frac{1}{|x-y|^{1-s-\delta}} \left( \frac{1}{|x-y|^{s+\delta}} \frac{1}{|y_2|^s} \right) dy \\
&\leq \epsilon^{\frac{s}{4}} \left( \int_{\tilde{\Omega}_\epsilon^c} \frac{1}{|x-y|^{(1-s-\delta)p^*}} dy \right)^{\frac{1}{p^*}} \left( \int_{\tilde{\Omega}_\epsilon^c} \left[ \frac{1}{|x-y|^{(s+\delta)p}} \frac{1}{|y_2|^{sp}} \right] dy \right)^{\frac{1}{p}} \\
&\leq C \epsilon^{\frac{s}{4}} |x - \tilde{x}|^{\frac{1-s}{1+s}+\frac{\sigma}{2}}.
\end{aligned}$$

Estimate for  $M_4$ : Applying Hölder inequality with  $\frac{1}{p} = \frac{1}{1+s} + \frac{\sigma}{4}$ , we have

$$\begin{aligned} M_4 &\leq \epsilon^s \int_{\{\psi_0 < \epsilon\} \cap \Omega} \frac{1}{|x-y|} \frac{1}{|\psi_0(y)|^s} dy \\ &\leq \epsilon^s \left( \int_{\{\psi_0 < \epsilon\} \cap \Omega} \frac{1}{|x-y|^p} dy \right)^{\frac{1}{p}} \left( \int_{\{\psi_0 < \epsilon\} \cap \Omega} \frac{1}{|\psi_0|^{p^*s}(y)} dy \right)^{\frac{1}{p^*}} \\ &\leq C \epsilon^s |x - \tilde{x}|^{\frac{1-s}{1+s} + \frac{\sigma}{2}}. \end{aligned}$$

As a result, we have the following.

$$|I_2| \leq \epsilon^{\frac{\epsilon}{4}} |x - \tilde{x}|^{\frac{1-s}{s+1} + \frac{\sigma}{2}}.$$

Similarly, we have

$$|I_3| \leq \epsilon^{\frac{\epsilon}{4}} |x - \tilde{x}|^{\frac{1-s}{s+1} + \frac{\sigma}{2}}.$$

Now we have proved

$$|\nabla(\phi_\epsilon - \Psi_\epsilon - \psi_0)(\tilde{x}) - \nabla(\phi_\epsilon - \Psi_\epsilon - \psi_0)(x)| \leq C \epsilon^{\frac{s}{s+1}} |x - \tilde{x}| + \epsilon^{\frac{s}{4}} |x - \tilde{x}|^{\frac{1-s}{s+1} + \frac{\sigma}{2}}.$$

By setting  $\sigma_0 = \frac{\sigma}{2}$ , we now obtain the desired estimate in Theorem 1.3.  $\square$

**3.3. Proof of Theorem 1.4.** In this section, We are going to complete the proof of Theorem 1.4, establishing both the continuity of  $\phi_\epsilon$  in  $\epsilon$  and its optimal convergence to  $\psi_0$ .

*Proof of Theorem 1.4. Part 1: Continuity of  $\phi_\epsilon$  in  $\epsilon$ .* Assume by contradiction that  $\phi_\epsilon$  is not continuous at some  $\epsilon_0 > 0$  in the  $C^{1,\alpha_s}(\mathbb{T}^2) := C^{1,\frac{1-s}{1+s}}(\mathbb{T}^2)$  topology. By the symmetry of  $\phi_\epsilon$ , there exist  $\delta > 0$  and a sequence  $\epsilon_n \rightarrow \epsilon_0$  such that

$$\|\phi_{\epsilon_0} - \phi_{\epsilon_n}\|_{C^{1,\alpha_s}(\mathbb{T}^2 \cap B_{1/3}(0))} \geq \frac{1}{10} \|\phi_{\epsilon_0} - \phi_{\epsilon_n}\|_{C^{1,\alpha_s}(\mathbb{T}^2)} > \frac{\delta}{10}.$$

Due to the decomposition  $\phi_\epsilon = \Psi_\epsilon + (\phi_\epsilon - \Psi_\epsilon)$  and the continuity of  $\Psi_\epsilon$  in  $\epsilon$ , we may assume

$$\|(\phi_{\epsilon_n} - \Psi_{\epsilon_n}) - (\phi_{\epsilon_0} - \Psi_{\epsilon_0})\|_{C^{1,\alpha_s}(\mathbb{T}^2 \cap B_{1/3}(0))} > \frac{\delta}{20}.$$

As in (1.6),  $\phi_\epsilon - \Psi_\epsilon$  is uniformly bounded in  $C^{1,\alpha_s+\sigma}(\mathbb{T}^2 \cap B_{1/3}(0))$ . Thus, along a subsequence  $\{\phi_{\epsilon'_n}\}$ , there exists  $\tilde{\phi}_{\epsilon_0}$  in  $C^{1,\alpha_s}$ ,  $\phi_{\epsilon'_n}$  converges to  $\tilde{\phi}_{\epsilon_0}$  in  $C^{1,\alpha_s}(\mathbb{T}^2)$ . Moreover,  $\tilde{\phi}_{\epsilon_0}$  satisfies the equation

$$(3.3) \quad \|\tilde{\phi}_{\epsilon_0} - \phi_{\epsilon_0}\|_{C^{1,\alpha_s}(\mathbb{T}^2)} \geq \|\tilde{\phi}_{\epsilon_0} - \phi_{\epsilon_0}\|_{C^{1,\alpha_s}(\mathbb{T}^2 \cap B_{1/3}(0))} \geq \frac{\delta}{20}.$$

However, since  $\phi_{\epsilon_n} = \Delta^{-1}(G_{\epsilon_n}(\phi_{\epsilon_n}))$ , the limit  $\tilde{\phi}_{\epsilon_0}$  satisfies:

- $\Delta \tilde{\phi}_{\epsilon_0} = G_{\epsilon_0}(\tilde{\phi}_{\epsilon_0})$  in  $\mathbb{T}^2$
- $\tilde{\phi}_{\epsilon_0}$  is odd-odd symmetric
- $\tilde{\phi}_{\epsilon_0}(x) \geq 0$  for  $x \in \mathbb{T}^{++}$

By the maximum principle in [10],  $\phi_{\epsilon_0}$  is the unique non-negative solution to (1.4) in  $\mathbb{T}^{++}$ , yielding  $\tilde{\phi}_{\epsilon_0} = \phi_{\epsilon_0}$ , which contradicts (3.3).

**Part 2: Optimal Convergence to  $\psi_0$ .** We note first Lemma A.3 shows that

$$(3.4) \quad \lim_{\epsilon \rightarrow 0} \|\Psi_\epsilon\|_{C^{1,\alpha_s}(\mathbb{T}^2)} = 0 \quad \text{and} \quad \Psi_\epsilon \notin C^{1,\beta} \text{ for any } \beta > \alpha_s.$$

Due the decomposition  $\phi_\epsilon = \Psi_\epsilon + (\phi_\epsilon - \Psi_\epsilon)$ , we apply Theorem 1.3 and obtain

$$\lim_{\epsilon \rightarrow 0} \|\phi_\epsilon - \psi_0\|_{C^{1,\alpha_s}(\mathbb{T}^2 \cap B_{1/3}(0))} = 0.$$

We can now use the odd-odd symmetry and periodicity of  $\phi_\epsilon$  and  $\psi_0$  to extend the above convergence result to all points of  $\mathbb{T}^2$ :

$$\lim_{\epsilon \rightarrow 0} \|\phi_\epsilon - \psi_0\|_{C^{1,\alpha_s}(\mathbb{T}^2)} = 0.$$

For any  $\beta \in (\alpha_s, \alpha_s + \sigma)$ , we observe that:

- $(\phi_\epsilon - \tilde{\psi}_\epsilon) \in C^{1,\beta}$  near the origin
- $\Psi_\epsilon \notin C^{1,\beta}$  by (3.4)

Thus, we have shown  $\phi_\epsilon \notin C^{1,\beta}(\mathbb{T}^2)$ , proving the optimality of the  $\alpha_s$ -regularity.  $\square$

## APPENDIX A. USEFUL TECHNICAL RESULTS

We collect the key technical results used in proving our main theorems.

**Lemma A.1** (Green's Function on  $\mathbb{T}^2$ ). *The Green's function for the Laplacian on  $\mathbb{T}^2$  admits the decomposition:*

$$\mathcal{G}(x, y) = \frac{1}{2\pi} \ln |x - y| + f(x - y),$$

where  $f \in C^\infty(\mathbb{T}^2 \times \mathbb{T}^2)$  is a smooth function. Here,  $|x - y|$  denotes the periodic distance on  $\mathbb{T}^2$ . See [11] for proof.

**Lemma A.2** (Bahouri-Chemin Patch). *Let  $\psi_0$  be the stream function for the Bahouri-Chemin patch. Near the origin, in polar coordinates  $(r, \theta)$  it satisfies:*

$$\psi_0(r, \theta) \sim -r^2 \ln r \cdot \sin(2\theta).$$

For complete details, see [2].

**Lemma A.3** (Barrier Function). *There exists a solution  $\Psi_\epsilon$  to the boundary value problem:*

$$\begin{cases} \Delta \Psi = -\frac{\epsilon^s}{\tilde{\psi}^s} & \text{in } \mathbb{R}^{++}, \\ \Psi = 0 & \text{on } \partial\mathbb{R}^{++}. \end{cases}$$

with the following characteristics:

- *Regularity:*  $\Psi_\epsilon \in C_{loc}^{1, \alpha_s}(\mathbb{R}^2)$  for  $\alpha_s = \frac{1-s}{1+s}$
- *Growth rate estimate in polar coordinate:*

$$\frac{1}{C} \epsilon^{\frac{s}{s+1}} r^{\frac{2}{s+1}} \sin(2\theta) < \Psi_\epsilon(r, \theta) < C \epsilon^{\frac{s}{s+1}} r^{\frac{2}{s+1}} \sin(2\theta)$$

The proof of Lemma A.3 is contained in [14].

## APPENDIX B. GENERALIZATION OF THEOREM 2.1

We now extend Theorem 2.1 by relaxing the lower bound assumption from  $u \geq \Psi$  to  $u \geq 0$ . The generalized result is as follows:

**Theorem B.1.** *Let  $0 < s < 1$  and suppose  $u \geq 0$  satisfies:*

$$\begin{cases} \Delta u = -u^{-s} & \text{in } B_1 \cap \mathbb{R}^{++}, \\ u(x_1, x_2) = 0 & \text{if } x_1 = 0 \text{ or } x_2 = 0. \end{cases}$$

*Then there exist constants  $C, \sigma > 0$  (depending only on  $s$ ) such that for all  $x \in B_{1/2} \cap \mathbb{R}^{++}$ :*

$$(B.1) \quad -C|x|^\sigma \leq \frac{u(x)}{\Psi(x)} - 1 \leq C|x|^\sigma \max_{B_1} u,$$

*where  $\Psi = \Psi_1$  is the homogeneous solution defined in (1.5).*

*Proof.* Let  $w = u/\Psi - 1$  as in (2.1), and decompose it into positive and negative parts:

$$w^+ = \max\{w, 0\}, \quad w^- = \max\{-w, 0\}.$$

**Step 1:  $L^2$  estimates.** By construction,  $0 \leq w^- \leq 1$ , so  $w^-$  is automatically  $L^2$ -integrable. For  $w^+$ , we construct a barrier function  $v$  satisfying:

$$\begin{cases} \Delta v = -v^{-s} & \text{in } B_1 \cap \mathbb{R}^{++}, \\ v|_{\partial(B_1 \cap \mathbb{R}^{++})} = \max\{u, \Psi\}. \end{cases}$$

Since  $v \geq (1 + w^+)\Psi$ , Lemma 2.2 yields:

$$\|w^+\|_{L^2(B_{3/4} \cap \mathbb{R}^{++})} \leq \|v/\Psi\|_{L^2(B_{3/4} \cap \mathbb{R}^{++})} < \infty.$$

Moreover,  $w^\pm$  are both weak solutions to equations (2.2) and (2.3).

**Step 2: Convergence analysis.** Applying the proof methodology of Theorem 2.1 separately to  $w^+$  and  $w^-$ :

- (1) For  $w^+ \geq 0$ : We follow every single step in the proof of Theorem 2.1, obtaining the upper bound in (B.1) with the  $\max_{B_1} u$  factor.
- (2) For  $w^- \geq 0$ : The  $L^\infty$  estimate (Proposition 2.1) is omitted since  $w^- \leq 1$  holds by construction, and the remaining steps proceed identically to establish the lower bound.

The combination of these two cases yields the two-sided estimate (B.1). □



## ACKNOWLEDGEMENT

The authors would like to thank Columbia University for organizing the conference on free-boundary problems to bring the authors together. The guidance from Ovidiu Savin about the boundary Harnack principle helped the authors come up with the idea in this paper. We thank Jing An for providing suggestions in writing the paper. The authors would thank Tarek Elgindi for constant support.

## CLARIFICATION

**Data availability.** Data sharing is not applicable to this article as no data sets were generated or analyzed during the current study.

**Conflicts of interest.** The authors have no conflict of interest to declare for this article.

**Ethic approval.** Not applicable.

**Funding.** This research received no specific grant from any funding agency in the public, commercial, or not-for-profit sectors.

## REFERENCES

- [1] Mark Allen and Henrik Shahgholian. A new boundary harnack principle (equations with right hand side). *Archive for Rational Mechanics and Analysis*, 234:1413–1444, 2019.
- [2] Hajer Bahouri and J. Y. Chemin. Equations de transport relatives à des champs de vecteurs non-lipschitziens et mécanique des fluides. *Archive for Rational Mechanics and Analysis*, 127:159–181, 1994.
- [3] Richard F. Bass and Krzysztof Burdzy. A boundary Harnack principle in twisted Hölder domains. *Ann. of Math. (2)*, 134(2):253–276, 1991.
- [4] Richard F. Bass and Krzysztof Burdzy. The boundary harnack principle for non-divergence form elliptic operators. *Journal of The London Mathematical Society-second Series*, 50:157–169, 1994.
- [5] Jean Bourgain and Dong Li. Strong ill-posedness of the incompressible euler equation in borderline sobolev spaces. *Inventiones mathematicae*, 201:97–157, 2015.
- [6] L. Caffarelli, E. Fabes, S. Mortola, and S. Salsa. Boundary behavior of nonnegative solutions of elliptic operators in divergence form. *Indiana Univ. Math. J.*, 30(4):621–640, 1981.

- [7] Antoine Choffrut and Vladimír Sverák. Local structure of the set of steady-state solutions to the 2d incompressible euler equations. *Geometric and Functional Analysis*, 22:136–201, 2012.
- [8] Peter Constantin, Theodore D Drivas, and Daniel Ginsberg. Flexibility and rigidity in steady fluid motion. *Communications in Mathematical Physics*, 385(1):521–563, 2021.
- [9] Michele Coti Zelati, Tarek M Elgindi, and Klaus Widmayer. Stationary structures near the kolmogorov and poiseuille flows in the 2d euler equations. *Archive for Rational Mechanics and Analysis*, 247(1):12, 2023.
- [10] Manuel del Pino. A global estimate for the gradient in a singular elliptic boundary value problem. *Proceedings of The Royal Society A: Mathematical, Physical and Engineering Sciences*, 122:341–352, 1992.
- [11] Sergey Denisov. Double exponential growth of the vorticity gradient for the two-dimensional euler equation. *Proceedings of the American Mathematical Society*, 143(3):1199–1210, 2015.
- [12] Hongjie Dong and Tuoc Phan. On parabolic and elliptic equations with singular or degenerate coefficients. *Indiana Univ. Math. J.*, 72(4):1461–1502, 2023.
- [13] Hongjie Dong and Tuoc Phan. Weighted mixed-norm  $l$  estimates for equations in non-divergence form with singular coefficients: The dirichlet problem. *Journal of Functional Analysis*, 285:109964, 03 2023.
- [14] Tarek M Elgindi and Yupei Huang. Regular and singular steady states of 2d incompressible euler equations near the bahouri-chemin patch. *arXiv preprint arXiv:2207.12640*, 2022.
- [15] Tarek Mohamed Elgindi and In-Jee Jeong. Ill-posedness for the incompressible euler equations in critical sobolev spaces. *Annals of PDE*, 3:1–19, 2017.
- [16] E. Fabes, N. Garofalo, S. Marín-Malave, and S. Salsa. Fatou theorems for some nonlinear elliptic equations. *Rev. Mat. Iberoamericana*, 4(2):227–251, 1988.
- [17] E. Fabes, D. Jerison, and C. Kenig. The Wiener test for degenerate elliptic equations. *Ann. Inst. Fourier (Grenoble)*, 32(3):vi, 151–182, 1982.
- [18] E. B. Fabes, C. E. Kenig, and D. Jerison. Boundary behavior of solutions to degenerate elliptic equations. In *Conference on harmonic analysis in honor of Antoni Zygmund, Vol. I, II (Chicago, Ill., 1981)*, Wadsworth Math. Ser., pages 577–589. Wadsworth, Belmont, CA, 1983.
- [19] Eugene B. Fabes, Carlos E. Kenig, and Raul P. Serapioni. The local regularity of solutions of degenerate elliptic equations. *Comm. Partial Differential Equations*, 7(1):77–116, 1982.
- [20] David Gilbarg, Neil S Trudinger, David Gilbarg, and NS Trudinger. *Elliptic partial differential equations of second order*, volume 224. Springer, 1977.
- [21] In-Jee Jeong. Loss of regularity for the 2d euler equations. *Journal of Mathematical Fluid Mechanics*, 23:1–11, 2021.
- [22] David S. Jerison and Carlos E. Kenig. Boundary behavior of harmonic functions in nontangentially accessible domains. *Adv. in Math.*, 46(1):80–147, 1982.
- [23] John T. Kemper. A boundary harnack principle for lipschitz domains and the principle of positive singularities. *Communications on Pure and Applied Mathematics*, 25:247–255, 1972.

- [24] Nicolai V. Krylov. Boundedly nonhomogeneous elliptic and parabolic equations. *Mathematics of The USSR-izvestiya*, 20:459–492, 1983.
- [25] Yannick Sire, Susanna Terracini, and Stefano Vita. Liouville type theorems and regularity of solutions to degenerate or singular problems part I: even solutions. *Comm. Partial Differential Equations*, 46(2):310–361, 2021.
- [26] Yannick Sire, Susanna Terracini, and Stefano Vita. Liouville type theorems and regularity of solutions to degenerate or singular problems part II: odd solutions. *Math. Eng.*, 3(1):Paper No. 5, 50, 2021.
- [27] Sijue Wu. Mathematical analysis of vortex sheets. *Communications on Pure and Applied Mathematics: A Journal Issued by the Courant Institute of Mathematical Sciences*, 59(8):1065–1206, 2006.
- [28] V.I. Yudovich. Non-stationary flow of an ideal incompressible liquid. *USSR Computational Mathematics and Mathematical Physics*, 3(6):1407–1456, 1963.

DEPARTMENT OF MATHEMATICS, DUKE UNIVERSITY, DURHAM, NC

*Email address:* `yh298@duke.edu`

SCHOOL OF MATHEMATICAL SCIENCES, FUDAN UNIVERSITY, SHANGHAI 200433, CHINA

*Email address:* `zhangchilin@fudan.edu.cn`