

A Survey and Analysis of Evolutionary Operators for Permutations

Vincent A. Cicirello ^a

Computer Science, School of Business, Stockton University, 101 Vera King Farris Dr, Galloway, NJ, USA
vincent.cicirello@stockton.edu

Keywords: Crossover, Evolutionary Algorithms, Fitness Landscape Analysis, Java, Mutation, Open Source, Permutation.

Abstract: There are many combinatorial optimization problems whose solutions are best represented by permutations. The classic traveling salesperson seeks an optimal ordering over a set of cities. Scheduling problems often seek optimal orderings of tasks or activities. Although some evolutionary approaches to such problems utilize the bit strings of a genetic algorithm, it is more common to directly represent solutions with permutations. Evolving permutations directly requires specialized evolutionary operators. Over the years, many crossover and mutation operators have been developed for solving permutation problems with evolutionary algorithms. In this paper, we survey the breadth of evolutionary operators for permutations. We implemented all of these in Chips-n-Salsa, an open source Java library for evolutionary computation. Finally, we empirically analyze the crossover operators on artificial fitness landscapes isolating different permutation features.

1 INTRODUCTION


Combinatorial optimization often involves searching for an ordering of a set of elements to either minimize a cost function or maximize a value function. A classic example is the traveling salesperson (TSP), in which we seek the tour of a set of cities (i.e., simple cycle that includes all cities) that minimizes cost (Papadimitriou and Steiglitz, 1998). Many scheduling problems in a variety of domains also involve searching for an ordering of a set of elements (e.g., jobs, tasks, activities, etc) that either minimizes or maximizes some objective function (Huang et al., 2023; Ding et al., 2023; Xiong et al., 2022; Geurtsen et al., 2023; Li and Wang, 2022; Pasha et al., 2022).

When faced with such an ordering problem, you can turn to evolutionary computation. Although it is certainly possible to represent solutions to ordering problems with bit strings to enable using a genetic algorithm and its standard operators, it is more common to more directly represent solutions with permutations. But to evolve a population of permutations requires the use of specialized evolutionary operators.

Many crossover and mutation operators were developed over the years for evolving solutions to permutation problems. Some like Edge Recombination (Whitley et al., 1989) assume that a permutation represents edges such as for the TSP and are designed so children inherit edges from parents. Others like

Precedence Preservative Crossover (Bierwirth et al., 1996) transfer precedences from parents to children, such as for scheduling problems where completing a given task earlier than others may improve solution fitness. Operators like Cycle Crossover (Oliver et al., 1987) enable children to inherit element positions from parents. Several studies examine the variety of problem features that can be important to solution fitness for permutation problems (Campos et al., 2005; Cicirello, 2019; Cicirello, 2023). This is why the literature is so rich with crossover and mutation operators for permutations.

In this paper, we survey the breadth of evolutionary operators for permutations. We discuss how each operator works, runtime complexity, and the problem features that each operator focuses upon. Additionally, we implemented all of the operators in Chips-n-Salsa (Cicirello, 2020), an open source Java library for evolutionary computation, with source code available on GitHub (<https://github.com/cicirello/Chips-n-Salsa>). We specify our assumptions and other preliminaries in Section 2. Sections 3 and 4 survey permutation mutation and crossover operators, respectively. In Section 5, we perform fitness landscape analysis of the crossover operators on artificial landscapes that isolate different permutation features. This complements our prior analysis of mutation operators (Cicirello, 2023). We discuss conclusions in Section 6.

^a  <https://orcid.org/0000-0003-1072-8559>

2 PRELIMINARIES

Assumptions: When discussing the runtime for implementations of an operator, we assume that a permutation is represented as an array of elements. The runtime of some operators may be different if permutations are instead represented by linked lists. We assume both parents of a crossover are the same length, although some may generalize to different length parents. We use n to denote permutation length.

We assume that operators alter the parent permutations, i.e., mutation mutates the input permutation and crossover transforms parents into children. In most cases, this does not impact algorithm complexity, but in other cases it does. The runtime of a few mutation operators is $O(1)$ with this assumption, but $O(n)$ if a new permutation was instead created.

Permutation Features: For each evolutionary operator, we discuss the features of permutations that the operator enables offspring to inherit from parents. We analyze the operational behavior of the crossover operators in this paper, including a fitness landscape analysis in Section 5. For the mutation operators, some of the insights come from our prior work on fitness landscape analysis (Cicirello, 2023). The permutation features that we consider are as follows:

- **Positions:** Does mutation change a small number of element positions? Does crossover enable children to inherit absolute element positions from parents? For example, element x is at index i in a child if it was at index i in one of its parents.
- **Undirected edges:** If the permutation represents a sequence of undirected edges (e.g., x adjacent to y implies an undirected edge between x and y), does mutation change a small number of edges? Does crossover enable inheriting undirected edges? For example, x and y are adjacent in a child if they are adjacent in one of the parents.
- **Directed edges:** This is like above, but where a permutation represents a sequence of directed edges, such as for the Asymmetric TSP (ATSP).
- **Precedences:** Consider that a permutation represents a set of precedences. For example, x appearing anywhere prior to y implies a preference for x over y . Maybe a job for a scheduling problem instance is critical to schedule earlier than others. Does mutation change a small number of precedences? Does crossover enable children to inherit precedences from parents?
- **Cyclic precedences:** This feature is similar to the above, but such that the precedences implied by the permutation follow some unspecified rotation.

3 MUTATION OPERATORS

There are many mutation operators for permutations. Some are so ubiquitous that it is difficult to attribute their origin to any specific work. Where possible, we cite the mutation operator’s origin. Many of these, however, are commonly utilized without specific attribution, and their origins likely lost to history. If additional reference is needed, there are many studies to consult (Bossek et al., 2023; Cicirello, 2023; Sutton et al., 2014; Serpell and Smith, 2010; Eiben and Smith, 2003; Valenzuela, 2001).

Swap: Swap mutation (also known as exchange) chooses two different elements uniformly at random and swaps them. Its runtime is $O(1)$. It is a good general purpose mutation because it is a small random change regardless of the characteristics (e.g., positions, edges, precedences) most important to fitness.

Adjacent Swap: This is swap mutation restricted to adjacent elements. It tends to be associated with very slow search progress (Cicirello, 2023) due to a very small neighborhood size compared to other available mutation operators, and is thus of more limited application. Its runtime is $O(1)$.

Insertion: Insertion mutation (also known as jump mutation) removes a random element and reinserts it at a different randomly chosen position. Its worst case and average case runtime is $O(n)$ since all elements between the removal and insertion points shift ($n/3$ elements on average). It is worth considering in cases where the permutation represents a sequence of edges since an insertion is equivalent to replacing only 3 edges. It is shown especially effective when permutation element precedences are important to the problem (Cicirello, 2023). However, it is a poor choice when positions of elements impact fitness, because it disrupts the positions of a large number of elements ($n/3$ on average).

Reversal and 2-change: Reversal mutation (also known as inversion) reverses a random sub-permutation. Its runtime is $O(n)$. Within a TSP context, reversal is approximately equivalent to 2-change (Lin, 1965), defined as replacing two edges of a tour to create a new tour. However, some reversals don’t change any edges (e.g., reversing the entire permutation). We include both a reversal mutation and a true 2-change mutation in the Chips-n-Salsa library (Cicirello, 2020). Reversal is a good choice when a permutation represents undirected edges. However, it is too disruptive in other cases, including when a permutation represents directed edges, such as for the ATSP, because it changes the direction of $n/3$ directed edges on average.

3opt: The 3opt mutation (Lin, 1965) was orig-

inally specified for the TSP within the context of a steepest descent hill climber (i.e., systematically iterate over the neighborhood). The 3opt neighborhood consists of all 2-changes and 3-changes, where a k -change removes k edges from a TSP tour and replaces them with k edges that form a different valid tour. Our implementation in Chips-n-Salsa (Cicirello, 2020) generalizes 3opt from TSP tours to permutations by assuming a permutation represents undirected edges, independent of what it actually represents, and then randomizes the “edge” selection. Its runtime is $O(n)$. Like reversal, 3opt is worth considering when permutations represent undirected edges, but it is too disruptive in all other cases.

Block-Move: A block-move mutation removes a random contiguous block of elements, and reinserts the block at a different random location. It generalizes insertion mutation from single elements to a block of elements. Like insertion mutation, it is appropriate when permutations represent edge sequences (undirected or directed) and it is equivalent to replacing three edges. It is too disruptive in other contexts. Its worst case and average case runtime is $O(n)$.

Block-Swap: A block-swap (or block interchange) swaps two random non-overlapping blocks. It generalizes swap mutation from elements to blocks. It also generalizes block-move, since a block-move swaps two adjacent blocks. Like block-move, it is appropriate when permutations represent edges (undirected or directed). In that context, it replaces up to four edges. It is too disruptive in other contexts. Its worst case and average case runtime is $O(n)$.

Cycle: Cycle mutation’s two forms, $Cycle(kmax)$ and $Cycle(\alpha)$, induce a random k -cycle (Cicirello, 2022). They differ in how k is chosen. $Cycle(kmax)$ selects k uniformly at random from $\{2, \dots, kmax\}$. $Cycle(\alpha)$ selects k from $\{2, \dots, n\}$, with probability of choosing $k = k'$ proportional to $\alpha^{k'-2}$ where $\alpha \in (0.0, 1.0)$. $Cycle(\alpha)$ ’s much larger neighborhood better enables local optima avoidance. The worst case and average runtime of $Cycle(kmax)$ is a constant that depends upon $kmax$. The worst case runtime of $Cycle(\alpha)$ is $O(n)$, while average runtime is a constant that depends upon α . Both forms are effective when element positions impact fitness. Fitness landscape analysis also suggests that it may be relevant in other cases provided $kmax$ or α carefully tuned.

Scramble: Scramble mutation, sometimes called shuffle, picks a random sub-permutation and randomizes the order of its elements. Its worst case and average runtime is $O(n)$. It is usually too disruptive. Surprisingly, it is effective for problems where permutation element precedences are most important to fitness (Cicirello, 2023), likely because the vast ma-

jority of pair-wise precedences are retained (e.g., all involving at least one element not in the scrambled block, and on average half of the precedences where both elements are in the scrambled block).

Uniform Scramble: We introduced uniform scramble mutation (Cicirello, 2023) within research on fitness landscape analysis. In the common form of scramble, the randomized elements are together in a block, while in uniform scramble they are distributed uniformly across the permutation. Each element is chosen with probability u , and the chosen elements are scrambled. Its worst case runtime is $O(n)$ and average case is $O(un)$. The work that introduced it considered the case of $u = 1/3$ to affect the same number of elements on average as scramble. In that case, uniform scramble was too disruptive for general use. We posited that it may be useful to periodically kick a stagnated search (scramble might be useful for that purpose as well). Lower values of u may be more effective for general use, but has not been explored.

Rotation: Chips-n-Salsa (Cicirello, 2020) includes a rotation mutation that performs a random circular rotation. It chooses the number of positions to rotate uniformly at random from $\{1, \dots, n-1\}$. We have neither used it ourselves in research, nor have we seen others use it, so its strengths and weaknesses are unknown. It is not possible to transform one permutation into any other simply via a sequence of rotations. Thus, it is not likely effective as the only mutation operator in an EA, but might be useful in combination with others. Runtime is $O(n)$.

Windowed Mutation: Several mutation operators involve choosing two or three random indexes into the permutation. Window-limited mutation constrains the distance between indexes (Cicirello, 2014). For example, window-limited swap chooses two random elements that are at most w positions apart. Windowed versions of swap, insertion, reversal, block-move, and scramble are all potentially applicable to some problems. Like adjacent swap, which is a windowed swap with $w = 1$, we posit that they likely lead to slow search progress in most cases if w is too low. We include them here to be comprehensive, but their strengths are unclear. The runtime of windowed swap is $O(1)$, and the runtime of the others is $O(\min(n, w))$, or just $O(w)$ if we assume that $w < n$.

Algorithmic Complexity: Table 1 summarizes the worst case and average case runtime of the mutation operators. The bottom portion concerns the windowed mutation operators. The notation $Swap(w)$ means windowed swap with window limit w , and likewise for the other windowed operators.

Table 1: Runtime of the mutation operators.

Mutation	Worst case	Average case
Swap	$O(1)$	$O(1)$
Adjacent Swap	$O(1)$	$O(1)$
Insertion	$O(n)$	$O(n)$
Reversal	$O(n)$	$O(n)$
2-change	$O(n)$	$O(n)$
3opt	$O(n)$	$O(n)$
Block-Move	$O(n)$	$O(n)$
Block-Swap	$O(n)$	$O(n)$
Cycle($kmax$)	$O((\frac{kmax}{2})^2)$	$O((\frac{kmax}{4})^2)$
Cycle(α)	$O(n)$	$O((\frac{2-\alpha}{1-\alpha})^2)$
Scramble	$O(n)$	$O(n)$
Uniform Scramble	$O(n)$	$O(un)$
Rotation	$O(n)$	$O(n)$
Swap(w)	$O(1)$	$O(1)$
Insertion(w)	$O(w)$	$O(w)$
Reversal(w)	$O(w)$	$O(w)$
BlockMove(w)	$O(w)$	$O(w)$
Scramble(w)	$O(w)$	$O(w)$

4 CROSSOVER OPERATORS

There are many crossover operators for permutations. We describe the behavior of each here, and discuss the permutation features that they best enable inheriting from parents, confirmed empirically in Section 5.

Cycle Crossover (CX): The CX (Oliver et al., 1987) operator picks a random permutation cycle of the pair of parents. Child c_1 inherits the positions of the elements that are in the cycle from parent p_2 , and the positions of the other elements from parent p_1 . Likewise, child c_2 inherits the positions of the elements in the cycle from p_1 , and the positions of the other elements from p_2 .

A permutation cycle is a cycle in a directed graph defined by a pair of permutations. The vertexes of this hypothetical graph are the permutation elements. This graph has an edge from x to y if and only if the index of x in permutation p_1 is the same as the index of y in permutation p_2 . As an example, consider permutations $p_1 = [0, 1, 2, 3, 4, 5]$ and $p_2 = [2, 1, 4, 5, 0, 3]$. The graph consists of the directed edges: $\{(0, 2), (1, 1), (2, 4), (3, 5), (4, 0), (5, 3)\}$. We don't actually need to build the graph. There are three permutation cycles in this example: a 2-cycle involving elements $\{3, 5\}$, a 3-cycle involving elements $\{0, 2, 4\}$, and a singleton cycle with $\{1\}$.

CX picks a random index, computes the cycle containing the elements at that index, and exchanges those elements to form the children. In this example, if any of $\{0, 2, 4\}$ is the random element, then the children will be: $c_1 = [2, 1, 4, 3, 0, 5]$ and $c_2 = [0, 1, 2, 5, 4, 3]$. Runtime is $O(n)$.

CX strongly transfers positions from parents to children. Every element in a child inherits its position from one of the parents. Children also inherit all pairwise precedences from one or the other of the parents. For example, all elements in a child that inherited positions from p_1 retain the pairwise precedences from p_1 , and similarly for the elements inherited from p_2 . The cycle exchange likely breaks many edges.

Edge Recombination (ER): ER (Whitley et al., 1989) assumes that a permutation represents a cyclic sequence of undirected edges, such as for the TSP. Using a data structure called an edge map (Whitley et al., 1989) for efficient implementation, the set of undirected edges that appear in one or both parents is formed. Each child is then created only using edges from that set. It is thus an excellent choice for problems where permutations represent undirected edges, but it is unlikely to perform well otherwise.

Consider an example with $p_1 = [3, 0, 2, 1, 4]$ and $p_2 = [4, 3, 2, 1, 0]$. Parent p_1 includes the undirected edges $\{(3, 0), (0, 2), (2, 1), (1, 4), (4, 3)\}$, and p_2 includes $\{(4, 3), (3, 2), (2, 1), (1, 0), (0, 4)\}$. The union of these is the set of undirected edges $\{(3, 0), (0, 2), (2, 1), (1, 4), (4, 3), (3, 2), (1, 0), (0, 4)\}$. Initialize child c_1 with the first element of p_1 as $c_1 = [3]$. The 3 is adjacent to 0, 2, and 4 in the edge set. Choose the one that is adjacent to the fewest elements that are not yet in the child. In this case, 0 is adjacent to three elements, and 2 and 4 are adjacent to two elements each. Break the tie randomly. Consider that the random tie breaker resulted in 4 to give us $c_1 = [3, 4]$. The 4 is adjacent to 0 and 1 in the edge set, both of which are adjacent to two elements that haven't been used yet, so pick one of these randomly. Assume that we chose 1 to arrive at $c_1 = [3, 4, 1]$. The 1 is adjacent to 0 and 2, which are also the only remaining elements and thus another tie. Pick one at random, such as 0 in this example, to obtain $c_1 = [3, 4, 1, 0]$. Finally add the last element: $c_1 = [3, 4, 1, 0, 2]$. The other child c_2 is formed in a similar way, but initialized with the first element of p_2 . The runtime of ER is $O(n)$.

Enhanced Edge Recombination (EER): EER (Starkweather et al., 1991) works much like ER, forming children from edges inherited from the parents. However, EER attempts to create children that inherit subsequences of edges that the parents have in common. Efficient implementation utilizes a variation of ER's edge map that is augmented to label the edges that the parents have in common. Each child is generated similarly to ER, except that the decision on which element to add next prefers edges that start common subsequences. See the original presentation of EER (Starkweather et al., 1991) or

our open source implementation for full details. Like ER, the runtime of EER is $O(n)$ and it strongly enables inheriting undirected edges from parents, but not so much other permutation features.

Order Crossover (OX): OX (Davis, 1985) begins by selecting two random indexes to define a cross region similar to a two-point crossover for bit strings. Child c_1 gets the positions of the elements in the region from parent p_1 , and the relative ordering of the remaining elements from p_2 but populated into c_1 beginning after the cross region in a cyclic manner. The original motivating problem was the TSP, which is likely why they chose to insert the relatively ordered elements after the cross region wrapping to the front since it gets all the relatively ordered elements together if you view the permutation as a cycle. Child c_2 is formed likewise, inheriting positions of elements in the region from p_2 and the relative order of the other elements from p_1 . Runtime is $O(n)$.

Consider an example with $p_1 = [0, 1, 2, 3, 4, 5, 6, 7]$ and $p_2 = [1, 2, 0, 5, 6, 7, 4, 3]$. Let the random cross region consist of indexes 2 through 4. Child c_1 gets the elements at those indexes from p_1 , such as $c_1 = [x, x, 2, 3, 4, x, x, x]$, where each x is a placeholder. The rest of the elements are relatively ordered as in p_2 , i.e., in the order 1, 0, 5, 6, 7, but populated into c_1 beginning after the cross region to obtain $c_1 = [6, 7, 2, 3, 4, 1, 0, 5]$. Likewise, initialize c_2 with the elements from the cross region of p_2 to get $c_2 = [x, x, 0, 5, 6, x, x, x]$. Then, populate it after the cross region with the remaining elements relatively ordered as in p_1 to obtain $c_2 = [4, 7, 0, 5, 6, 1, 2, 3]$.

OX is effective for edges, since it enables inheriting large numbers of edges. All adjacent elements within the cross region represent edges inherited from one parent. Getting the relative order of the remaining elements from the other parent tends to inherit many edges from that parent, although some edges will be broken where the cross region elements had been previously. Unlike ER and EER, OX's behavior for edges is independent of whether they are undirected or directed edges, such as for the TSP or the ATSP. OX is not effective for other features. Many precedences are flipped due to how OX populates the relatively ordered elements after the cross region wrapping to the front. And although the positions of the elements in the cross region are inherited by the children, the majority of the elements are positioned in the children rather differently than the parents.

Non-Wrapping Order Crossover (NWOX): The NWOX operator (Cicirello, 2006) is similar to OX. However, the relatively ordered elements populate the child from the left end of the permutation, jumping over the cross region, and continuing to the

right end. Consider the earlier example with parents $p_1 = [0, 1, 2, 3, 4, 5, 6, 7]$ and $p_2 = [1, 2, 0, 5, 6, 7, 4, 3]$, and the same random cross region. Child c_1 is still initialized with the cross region from p_1 as $c_1 = [x, x, 2, 3, 4, x, x, x]$. But the relatively ordered elements, 1, 0, 5, 6, 7, from p_2 , fill in from the left to obtain $c_1 = [1, 0, 2, 3, 4, 5, 6, 7]$. Likewise initialize $c_2 = [x, x, 0, 5, 6, x, x, x]$, but fill in relatively ordered elements from the left to get $c_2 = [1, 2, 0, 5, 6, 3, 4, 7]$.

Unlike OX, NWOX is very effective for cases where element precedences are important to fitness, the original motivation for NWOX. Every pairwise precedence relation in a child is present in at least one of the parents. However, NWOX breaks more edges than OX. And like OX, NWOX tends to displace elements from their original positions, although less so than OX. Runtime is $O(n)$.

Uniform Order Based Crossover (UOBX): UOBX (Syswerda, 1991) is a uniform analog of OX and NWOX. It is controlled by a parameter u , which is the probability that a position is a fixed-point. That is, child c_i gets the position of the element at index j in parent p_i with probability u . The relative order of the remaining elements comes from the other parent. Consider $p_1 = [3, 0, 6, 2, 5, 1, 4, 7]$ and $p_2 = [7, 6, 5, 4, 3, 2, 1, 0]$, $u = 0.5$, and that indexes 0, 3, 4, and 6 were chosen as fixed points. Child c_1 is initialized with $c_1 = [3, x, x, 2, 5, x, 4, x]$. The remaining elements are relatively ordered as in p_2 (i.e., 7, 6, 1, 0), and inserted into the open spots left to right to obtain $c_1 = [3, 7, 6, 2, 5, 1, 4, 0]$. Likewise, c_2 gets the elements at the fixed points from p_2 : $c_2 = [7, x, x, 4, 3, x, 1, x]$. The other elements are then relatively ordered as in p_1 (i.e., 0, 6, 2, 5) to obtain $c_2 = [7, 0, 6, 4, 3, 2, 1, 5]$.

With UOBX, all pairwise precedences within the children are inherited from one or the other of the parents (just like with NWOX). This is because the fixed points have same relative order as the parent where they originated, and the others the same relative order as in the other parent. For other problem features, UOBX may be relevant if u is carefully tuned. For example, UOBX is capable of transferring many element positions to children if u is sufficiently high. UOBX likely breaks many edges since the fixed points are uniformly distributed along the permutation. However, if u is low, it may retain many edges from parents. Runtime is $O(n)$.

Order Crossover 2 (OX2): Syswerda introduced OX2 in the same paper as UOBX (Syswerda, 1991). He originally called it order crossover, but others began using the name OX2 (Starkweather et al., 1991) to distinguish it from the original OX, and that name has stuck. OX2 is rather different than OX. OX2 be-

gins by selecting a random set of indexes. Syswerda’s original description implied each index equally likely chosen as not chosen. In our implementation in Chips-n-Salsa (Cicirello, 2020), we provide a parameter u that is the probability of choosing an index. For Syswerda’s original OX2, set $u = 0.5$. The elements at those indexes in p_2 are found in p_1 . Child c_1 is formed as a copy of p_1 with those elements rearranged into the relative order from p_2 . In a similar way, the elements at the chosen indexes in p_1 are found in p_2 . Child c_2 becomes a copy of p_2 but with those elements rearranged into the relative order from p_1 . Consider an example with $p_1 = [1, 0, 3, 2, 5, 4, 7, 6]$ and $p_2 = [6, 7, 4, 5, 2, 3, 0, 1]$, and random indexes: 1, 2, 6, and 7. The elements at those indexes in p_2 , ordered as in p_2 , are: 7, 4, 0, 1. Rearrange these within p_1 to produce $c_1 = [7, 4, 3, 2, 5, 0, 1, 6]$. The elements at the random indexes in p_1 , ordered as in p_1 , are: 0, 3, 7, 6. Rearrange these within p_2 to produce $c_2 = [0, 3, 4, 5, 2, 7, 6, 1]$.

OX2 is closely related to UOBX. Each child produced by OX2 can be produced by UOBX from the same pair of parents, but different random indexes, and vice versa. However, the pair of children produced by OX2 will differ from the pair produced by UOBX. Thus, OX2 and UOBX are not exactly equivalent. It is unclear whether there are cases when one outperforms the other. They should be effective for the same problem features. OX2’s runtime is $O(n)$.

Precedence Preservative Crossover (PPX): Bierwirth et al introduced two variations of a crossover operator focused on precedences, both of which they referred to as PPX (Bierwirth et al., 1996). We refer to the two-point version as PPX, and we consider the uniform version later. Both variations were originally described as producing one child from two parents. In our implementation in Chips-n-Salsa (Cicirello, 2020), we generalize this to produce two children. In the two-point PPX, two random cross points, i and j , are chosen. Without loss of generality, assume that i is the lower of these. Child c_1 inherits everything left of i from p_1 , and likewise c_2 everything left of i from p_2 . Let $k = j - i + 1$. Child c_1 inherits the first k elements left-to-right from p_2 that are not yet in c_1 , and similarly for the other child. The remaining elements of c_1 come from p_1 in the order they appear in p_1 , and likewise for the other child.

Consider $p_1 = [7, 6, 5, 4, 3, 2, 1, 0]$ and $p_2 = [0, 1, 2, 3, 4, 5, 6, 7]$ with random $i = 3$, $j = 5$, and $k = j - i + 1 = 3$. The first $i = 3$ elements of c_1 come from p_1 , i.e., $c_1 = [7, 6, 5]$, and likewise $c_2 = [0, 1, 2]$. The next $k = 3$ elements of c_1 are the first 3 elements of p_2 that are not yet in c_1 , which results in $c_1 = [7, 6, 5, 0, 1, 2]$. Similarly, $c_2 = [0, 1, 2, 7, 6, 5]$.

Complete c_1 with the remaining elements of p_1 that are not yet in c_1 from left to right. The final $c_1 = [7, 6, 5, 0, 1, 2, 4, 3]$ and $c_2 = [0, 1, 2, 7, 6, 5, 3, 4]$.

The children created by PPX inherit all precedences from one or the other of the parents. However, many edges are broken relative to the parents, and very few positions are inherited. Runtime is $O(n)$.

Uniform Precedence Preservative Crossover (UPPX): We refer to the uniform version of PPX (Bierwirth et al., 1996) as UPPX. It originally produced one child from two parents, but we generalize to create two children. Generate a random array of n booleans (Bierwirth et al originally specified array of ones and twos). Let u be the probability of true. We added this u parameter, which was not present in Bierwirth et al’s version. For original UPPX, set $u = 0.5$. To form child c_1 iterate over the array of booleans. If the next value is true, then add to c_1 the first element of p_1 not yet present in c_1 , and otherwise add to c_1 the first element of p_2 not yet present. Form child c_2 at the same time, but true means add to c_2 the first element of p_2 not yet present in c_2 , and otherwise the first element of p_1 not yet present.

UPPX focuses on transferring precedences from parents to children. The original case, $u = 0.5$, is unlikely suitable when edges or positions are important to fitness. However, higher or lower values of u increases likelihood of consecutive elements coming from the same parent. Thus, tuning u may lead to an operator relevant for problems like the TSP where edges are critical to fitness. Runtime is $O(n)$.

Partially Matched Crossover (PMX): Goldberg and Lingle introduced PMX (Goldberg and Lingle, 1985; Goldberg, 1989). PMX initializes children c_1 and c_2 as copies of parents p_1 and p_2 . It defines a cross region with a random pair of indexes, which defines a sequence of swaps. For each index i in the cross region, let x be the element at index i in p_1 , and y be the element at that position in p_2 . Swap elements x and y within c_1 , and swap x and y within c_2 .

Consider $p_1 = [0, 1, 2, 3, 4, 5, 6, 7]$ and $p_2 = [1, 2, 0, 5, 6, 7, 4, 3]$, and random cross region from index 2 to index 4, inclusive. Child c_1 is initially a copy of p_1 : $c_1 = [0, 1, 2, 3, 4, 5, 6, 7]$. Swap the 2 with the 0 (i.e., elements at index 2 in the parents): $c_1 = [2, 1, 0, 3, 4, 5, 6, 7]$. Next, swap the 3 with the 5 (i.e., elements at index 3 in the parents): $c_1 = [2, 1, 0, 5, 4, 3, 6, 7]$. Finally, swap the 4 with the 6 (i.e., elements at index 4 in the parents): $c_1 = [2, 1, 0, 5, 6, 3, 4, 7]$. Follow the same process for the other child to get: $c_2 = [1, 0, 2, 3, 4, 7, 6, 5]$.

In the original PMX description, the indexes of the elements to swap were found with a linear search, and since the average size of the cross region is also linear

(i.e., $n/3$ on average), PMX as originally described required $O(n^2)$ time. The runtime of our implementation in Chips-n-Salsa (Cicirello, 2020) is $O(n)$. Instead of linear searches, we generate the inverse of each permutation in $O(n)$ time to use as a lookup table to find each required index in constant time.

The cross region has an average of $n/3$ elements, due to which each child inherits $n/3$ element positions on average from each parent. Thus, children inherit a significant number of positions from the parents (at least $2n/3$ on average). Although the cross region of each child includes consecutive elements (i.e., edges) from the opposite parent, many edges are broken elsewhere, so PMX is disruptive for edges. However, PMX preserves precedences well.

Uniform Partially Matched Crossover (UPMX): UPMX uses indexes uniformly distributed along the permutations rather than PMX’s contiguous cross region (Cicirello and Smith, 2000). Parameter u is the probability of including an index. The elements at the chosen indexes define the swaps in the same way as in PMX. Runtime is $O(n)$.

Consider $p_1 = [7, 6, 5, 4, 3, 2, 1, 0]$ and $p_2 = [1, 2, 0, 5, 6, 4, 7, 3]$, and random indexes 3, 1, and 6. Initialize $c_1 = [7, 6, 5, 4, 3, 2, 1, 0]$. Element 4 is at index 3 in p_1 , and 5 is at that index in p_2 . UPMX swaps the 4 and 5 to obtain $c_1 = [7, 6, 4, 5, 3, 2, 1, 0]$. Elements 6 and 2 are at index 1 in p_1 and p_2 . UPMX swaps the 6 and 2 to get $c_1 = [7, 2, 4, 5, 3, 6, 1, 0]$. Elements 1 and 7 are at index 6 in p_1 and p_2 . Swap the 1 and 7 to get the final $c_1 = [1, 2, 4, 5, 3, 6, 7, 0]$. Follow the same process to derive $c_2 = [7, 6, 0, 4, 2, 5, 1, 3]$.

Children inherit positions and precedences from parents to about the same degree as in PMX. The uniformly distributed indexes likely break most edges. But if u is low, many edges may also be preserved.

Position Based Crossover (PBX): Barecke and Detyniecki designed PBX to strongly focus on positions (Barecke and Detyniecki, 2007). One of PBX’s objectives is for a child to inherit approximately equal numbers of element positions from each of its parents.

PBX proceeds in five steps. It first generates a list mapping each element to its indexes in the parents. Consider $p_1 = [2, 5, 1, 4, 3, 0]$ and $p_2 = [5, 4, 3, 2, 1, 0]$. The list of index mappings would be $[0 \rightarrow (5, 5), 1 \rightarrow (2, 4), 2 \rightarrow (0, 3), 3 \rightarrow (4, 2), 4 \rightarrow (3, 1), 5 \rightarrow (1, 0)]$. Mapping $1 \rightarrow (2, 4)$ means that element 1 is at index 2 in p_1 and index 4 in p_2 . Step 2 randomizes the order of the elements in this list, e.g., $[3 \rightarrow (4, 2), 5 \rightarrow (1, 0), 0 \rightarrow (5, 5), 2 \rightarrow (0, 3), 1 \rightarrow (2, 4), 4 \rightarrow (3, 1)]$. Also at this stage, PBX chooses a random subset of elements (each element chosen with probability 0.5), and swaps the order of the indexes of those elements. For this example, elements 5 and 1 are chosen. Map-

ping $5 \rightarrow (1, 0)$ becomes $5 \rightarrow (0, 1)$, and $1 \rightarrow (2, 4)$ becomes $1 \rightarrow (4, 2)$. This results in $[3 \rightarrow (4, 2), 5 \rightarrow (0, 1), 0 \rightarrow (5, 5), 2 \rightarrow (0, 3), 1 \rightarrow (4, 2), 4 \rightarrow (3, 1)]$. Step 3 begins populating the children by iterating this list, and for each mapping $e \rightarrow (i_1, i_2)$ it attempts to put element e at index i_1 in c_1 and index i_2 in c_2 , skipping any if the index is occupied. For this example, we’d have: $c_1 = [5, x, x, 4, 3, 0]$ and $c_2 = [x, 5, 3, 2, x, 0]$. Step 4 makes a second pass trying the index from the other parent to obtain: $c_1 = [5, x, 1, 4, 3, 0]$ and $c_2 = [x, 5, 3, 2, 1, 0]$. One final pass places any remaining elements in open indexes: $c_1 = [5, 2, 1, 4, 3, 0]$ and $c_2 = [4, 5, 3, 2, 1, 0]$.

PBX is strongly position oriented, although less so than CX since PBX’s last pass puts some elements at different indexes than either parent. But unlike CX, PBX children inherit equal numbers of element positions from parents on average. As a result, children also inherit approximately equal numbers of precedences from parents, but many edges are disrupted since inherited positions are not grouped together. The runtime of PBX is $O(n)$.

Heuristic-Guided Crossover Operators: We are primarily focusing on crossover operators that are problem-independent, and which do not require any knowledge of the optimization problem at hand. However, there are also some powerful problem-dependent crossover operators that utilize a heuristic for the problem. We discuss a few of these here, although these are not currently included in our open source library (Cicirello, 2020). One of the more well known crossover operators of this type is Edge Assembly Crossover (EAX) (Watson et al., 1998) for the TSP, which utilizes a TSP specific heuristic. Many have proposed variations and improvements to EAX (Sanches et al., 2017; Nagata and Kobayashi, 2013; Nagata, 2006), including adapting to other problems (Nagata et al., 2010; Nagata, 2007). Another example of a crossover operator guided by a heuristic is Heuristic Sequencing Crossover (HeurX) (Cicirello, 2010), which was originally designed for scheduling problems, and which requires a constructive heuristic for the problem. EAX and its many variations are focused on problems where edges are most important to solution fitness, whereas HeurX is primarily focused on precedences. There are other crossover operators that rely on problem-dependent information (Freisleben and Merz, 1996), and utilize local search while creating children (Barecke and Detyniecki, 2022).

Algorithmic Complexity: The runtime (worst and average cases) of the crossover operators in this section, except the heuristic operators, is $O(n)$.

5 CROSSOVER LANDSCAPES

In this section, we analyze the fitness landscape characteristics of the crossover operators. We use the Permutation in a Haystack problem (Cicirello, 2016) to define five artificial fitness landscapes, each isolating one of the permutation features listed earlier in Section 2. In the Permutation in a Haystack, we must search for the permutation that minimizes distance to a target permutation. The optimal solution is obviously the target, much like in the OneMax problem the optimal solution is the bit string of all one bits. However, the Permutation in a Haystack provides a mechanism for isolating a permutation feature of interest in how we define distance. To focus on element positions, we use exact match distance (Ronald, 1998), the number of elements in different positions in the permutations. We define fitness landscapes for undirected and directed edges using cyclic edge distance (Ronald, 1997) and cyclic r-type distance (Campos et al., 2005), respectively. Cyclic edge distance is the number of edges in the first permutation, but not in the other, if the permutations represent undirected edges, including an edge from last element to first. Cyclic r-type distance is its directed edge counterpart. We use Kendall tau distance (Kendall, 1938), the minimum number of adjacent swaps to transform one permutation into the other, to define a fitness landscape for precedences. We use Lee distance (Lee, 1958) to define a landscape characterized by cyclic precedences. This last permutation feature, and corresponding distance function, were derived from a principal component analysis in our prior work (Cicirello, 2019; Cicirello, 2023), and we are unaware of any real problem where this feature is important.

For all landscapes, we use permutation length $n = 100$, and generate 100 random target permutations. We use an adaptive EA that evolves crossover and mutation rates to eliminate tuning these a priori. Each population member $(p_i, c_i, m_i, \sigma_i)$ consists of a permutation p_i , crossover rate c_i , mutation rate m_i , and a σ_i . In a generation, parent permutations p_i, p_j cross with probability c_i (which parent is i is arbitrary), and each permutation mutates with probability m_i . We use swap mutation because it is simple and works reasonably well across a range of features. The c_i and m_i are initialized randomly in $[0.1, 1.0]$, and mutated with Gaussian mutation with standard deviation σ_i , constrained to $[0.1, 1.0]$. The σ_i are initialized randomly in $[0.05, 0.15]$ and mutated with Gaussian mutation with standard deviation 0.01, constrained to $[0.01, 0.2]$. The population size is 100, and we use elitism with the single highest fitness solution surviving unaltered to the next generation. We use binary

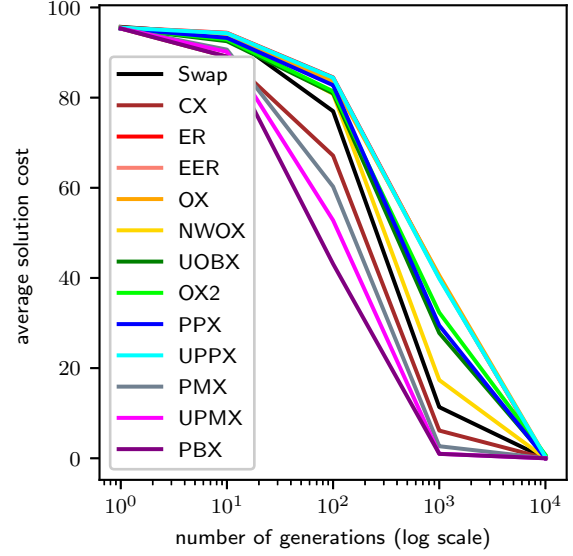


Figure 1: Crossover comparison for element positions.

tournament selection. As a baseline, we use an adaptive mutation-only EA with swap mutation to examine whether the addition of a crossover operator improves performance. For UOBX, OX2, and UPPX, we use $u = 0.5$ as suggested by their authors; and we use $u = 0.33$ for UPMX for the same reason.

We use OpenJDK 17, Windows 10, an AMD A10-5700 3.4 GHz CPU, and 8GB RAM. We use Chips-n-Salsa version 6.4.0, as released via the Maven Central repository, and not a development version to ensure reproducibility. The distance metrics for the Permutation in a Haystack are from version 5.1.0 of JavaPermutationTools (JPT) (Cicirello, 2018). The source code of Chips-n-Salsa (<https://github.com/cicirello/Chips-n-Salsa>) and JPT (<https://github.com/cicirello/JavaPermutationTools>) is on GitHub; as is the source of the experiments, and the raw and processed data (<https://github.com/cicirello/permutation-crossover-landscape-analysis>).

Figures 1 to 5 show the results on the five landscapes. The x -axis is number of generations at log scale, and the y -axis is solution cost averaged over 100 runs. A black line shows the mutation-only baseline to make it easy to see which crossover operators enable improvement over the mutation-only case. Subtle differences among them are not particularly important, as we are only identifying which crossover operators are worth considering for a problem based upon permutation features. Inspect the raw and summary data in GitHub for a fine-grained comparison.

Optimizing element positions: In Figure 1, we see four crossover operators optimize element positions better than mutation alone: CX, PMX, UPMX,

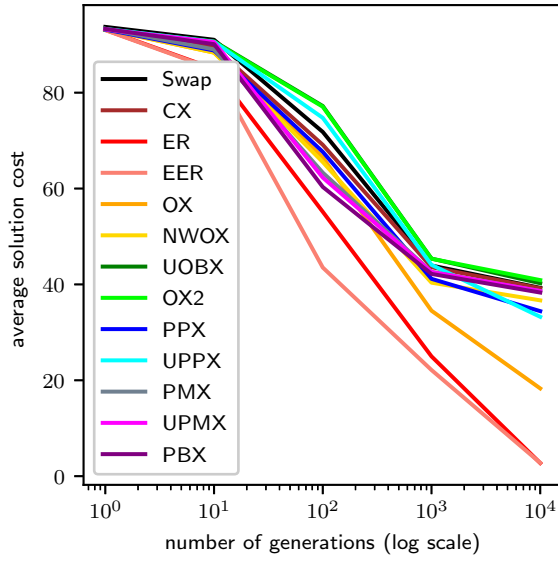


Figure 2: Crossover comparison for undirected edges.

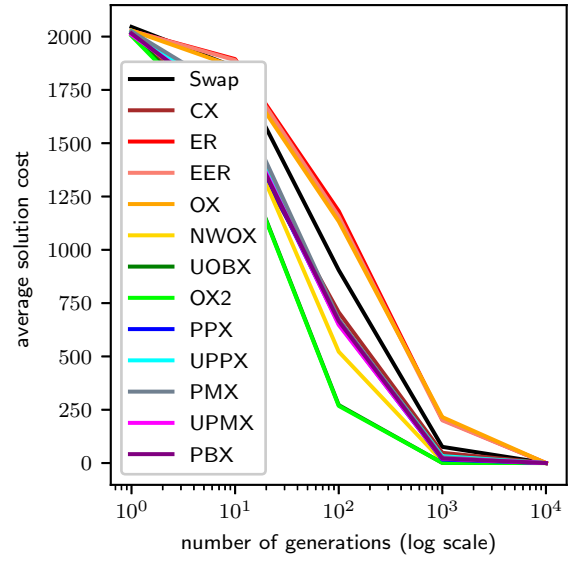


Figure 4: Crossover comparison for precedences.

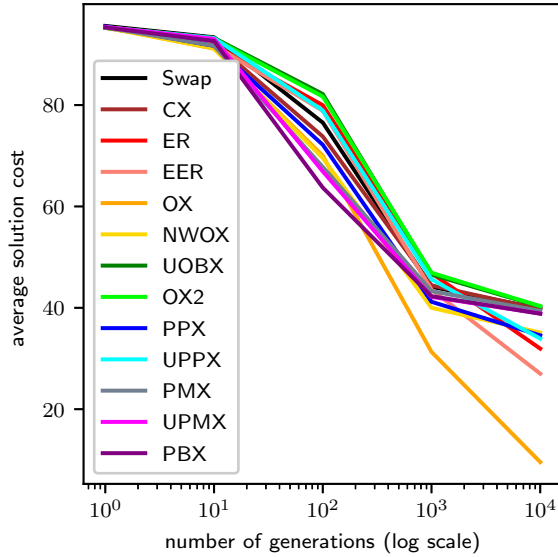


Figure 3: Crossover comparison for directed edges.

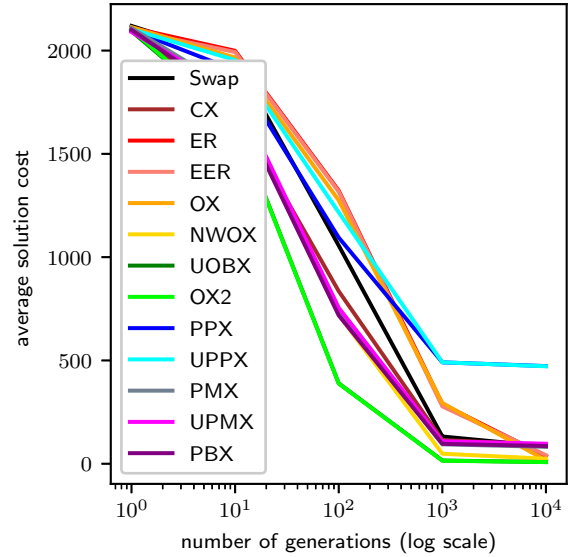


Figure 5: Crossover comparison for cyclic precedences.

and PBX. Although UOBX and OX2 perform worse than baseline, they may also be relevant for positions if u is carefully tuned as discussed in Section 4.

Optimizing undirected edges: Figure 2 shows that only EER, ER, and OX optimize undirected edges better than the mutation-only baseline.

Optimizing directed edges: For directed edges (Figure 3), only OX performs substantially better than the mutation-only baseline. For long runs, others (EER, ER, NWOX, PPX, UPPX) begin to outperform the baseline, but by much smaller margins than OX.

Although not seen here, with carefully tuned u , UOBX, OX2, and UPMX may be relevant for edges

(undirected or directed) as discussed in Section 4.

Optimizing precedences: Several crossover operators optimize precedences (Figure 4) better than the mutation-only baseline, including: CX, NWOX, UOBX, OX2, PPX, UPPX, PMX, UPMX, and PBX.

Optimizing cyclic precedences: Figure 5 shows the cyclic precedences results, which reveal many crossover operators superior to mutation alone: CX, NWOX, UOBX, OX2, PMX, UPMX, and PBX. Note that some of these strongly overlap on the graph.

Table 2: Evolutionary operator characteristics: ✓ means effective for feature, and ? means may be effective if carefully tuned.

Operator	Positions	Undirected Edges	Directed Edges	Precedences	Cyclic Precedences	Limited /Special
CX	✓			✓	✓	
ER		✓				
EER		✓				
OX		✓	✓			
NWOX				✓	✓	
UOBX	?	?	?	✓	✓	
OX2	?	?	?	✓	✓	
PPX				✓		
UPPX		?	?	✓		
PMX	✓			✓	✓	
UPMX	✓	?	?	✓	✓	
PBX	✓			✓	✓	
EAX		✓	✓			
HeurX				✓		
Swap	✓	✓	✓	✓	✓	
Adjacent Swap						✓
Insertion		✓	✓	✓	✓	
Reversal		✓				
2-change		✓				
3opt		✓				
Block-Move		✓	✓			
Block-Swap		✓	✓			
$Cycle(kmax)$	✓	?	?	?	?	
$Cycle(\alpha)$	✓	?	?	?	?	
Scramble				✓		
Uniform Scramble	?	?	?	?	?	
Rotation						✓

6 CONCLUSIONS

Table 2 maps the evolutionary operators to the permutation features they effectively optimize. The top and bottom parts of Table 2 focus on crossover and mutation operators, respectively. The crossover operator to feature mapping in the top of Table 2 is as derived in Section 5. The mutation operator to feature mapping in the bottom of Table 2 is partially derived from our prior research (Cicirello, 2023). In some cases (indicated with a question mark), applicability of an evolutionary operator for a feature may require tuning a control parameter, such as u for uniform scramble or the various uniform crossover operators.

One objective of this paper is to serve as a sort of catalog of evolutionary operators relevant to evolving permutations. Another objective is to offer insights into which operators are worth considering for a problem based upon the characteristics of the problem. If a fitness function for a problem is heavily influenced by a specific permutation feature, the insights from this paper can assist in narrowing the available operators to those most likely effective. If a fitness function is

influenced by a combination of features, then an operator that balances its behavior with respect to that combination of features may be a good choice.

In future work, we plan to dive deeper into the behavior of the operators whose strengths are less clear. The crossover operators UOBX, OX2, UPPX, and UPMX include a tunable parameter, as do the mutation operators uniform scramble, $Cycle(kmax)$, and $Cycle(\alpha)$. Although our empirical analyses identified problem features for which these operators are well suited, we also hypothesized that it may be possible to tune their control parameters for favorable performance on other permutation features. Future work will explore more definitively answering whether or not such tuning can extend the applicability of these operators to more features.

REFERENCES

- Barecke, T. and Detyniecki, M. (2007). Memetic algorithms for inexact graph matching. In *2007 IEEE Congress on Evolutionary Computation*, pages 4238–4245.

- Barecke, T. and Detyniecki, M. (2022). The effects of interaction functions between two cellular automata. *Complex Systems*, 31(2):219–246.
- Bierwirth, C., Mattfeld, D. C., and Kopfer, H. (1996). On permutation representations for scheduling problems. In *The 4th International Conference on Parallel Problem Solving from Nature*, pages 310–318, Berlin, Heidelberg. Springer.
- Bossek, J., Neumann, A., and Neumann, F. (2023). On the impact of operators and populations within evolutionary algorithms for the dynamic weighted traveling salesperson problem. arXiv:2305.18955.
- Campos, V., Laguna, M., and Martí, R. (2005). Context-independent scatter and tabu search for permutation problems. *INFORMS Journal on Computing*, 17(1):111–122.
- Cicirello, V. A. (2006). Non-wrapping order crossover: An order preserving crossover operator that respects absolute position. In *Proceedings of the Genetic and Evolutionary Computation Conference (GECCO'06)*, volume 2, pages 1125–1131. ACM Press.
- Cicirello, V. A. (2010). Heuristic sequencing crossover: Integrating problem dependent heuristic knowledge into a genetic algorithm. In *Proceedings of the 23rd International Florida Artificial Intelligence Research Society Conference*, pages 14–19. AAAI Press.
- Cicirello, V. A. (2014). On the effects of window-limits on the distance profiles of permutation neighborhood operators. In *Proceedings of the 8th International Conference on Bio-inspired Information and Communications Technologies*, pages 28–35.
- Cicirello, V. A. (2016). The permutation in a haystack problem and the calculus of search landscapes. *IEEE Transactions on Evolutionary Computation*, 20(3):434–446.
- Cicirello, V. A. (2018). JavaPermutationTools: A java library of permutation distance metrics. *Journal of Open Source Software*, 3(31):950.1–950.4.
- Cicirello, V. A. (2019). Classification of permutation distance metrics for fitness landscape analysis. In *Proceedings of the 11th International Conference on Bio-inspired Information and Communication Technologies*, pages 81–97. Springer Nature.
- Cicirello, V. A. (2020). Chips-n-salsa: A java library of customizable, hybridizable, iterative, parallel, stochastic, and self-adaptive local search algorithms. *Journal of Open Source Software*, 5(52):2448.1–2448.4.
- Cicirello, V. A. (2022). Cycle mutation: Evolving permutations via cycle induction. *Applied Sciences*, 12(11):5506.1–5506.26.
- Cicirello, V. A. (2023). On fitness landscape analysis of permutation problems: From distance metrics to mutation operator selection. *Mobile Networks and Applications*, 28(2):507–517.
- Cicirello, V. A. and Smith, S. F. (2000). Modeling ga performance for control parameter optimization. In *Proceedings of the Genetic and Evolutionary Computation Conference*, pages 235–242. Morgan Kaufmann.
- Davis, L. (1985). Applying adaptive algorithms to epistatic domains. In *Proceedings of the 9th International Joint Conference on Artificial Intelligence*, pages 162–164, San Francisco, CA, USA. Morgan Kaufmann.
- Ding, J., Chen, M., Wang, T., Zhou, J., Fu, X., and Li, K. (2023). A survey of ai-enabled dynamic manufacturing scheduling: From directed heuristics to autonomous learning. *ACM Computing Surveys*.
- Eiben, A. E. and Smith, J. E. (2003). *Introduction to Evolutionary Computing*. Springer, Berlin, Germany.
- Freisleben, B. and Merz, P. (1996). New genetic local search operators for the traveling salesman problem. In *Parallel Problem Solving from Nature-PPSN IV*, pages 890–899, Berlin, Heidelberg. Springer.
- Geurtsen, M., Didden, J. B., Adan, J., Atan, Z., and Adan, I. (2023). Production, maintenance and resource scheduling: A review. *European Journal of Operational Research*, 305(2):501–529.
- Goldberg, D. E. (1989). *Genetic Algorithms in Search, Optimization and Machine Learning*. Addison Wesley.
- Goldberg, D. E. and Lingle, R. (1985). Alleles, loci, and the traveling salesman problem. In *Proceedings of the 1st International Conference on Genetic Algorithms*, pages 154–159.
- Huang, B., Zhou, M., Lu, X. S., and Abusorrah, A. (2023). Scheduling of resource allocation systems with timed petri nets: A survey. *ACM Computing Surveys*, 55(11).
- Kendall, M. G. (1938). A new measure of rank correlation. *Biometrika*, 30(1/2):81–93.
- Lee, C. (1958). Some properties of nonbinary error-correcting codes. *IRE Trans Inf Theory*, 4(2):77–82.
- Li, M. and Wang, G.-G. (2022). A review of green shop scheduling problem. *Information Sciences*, 589:478–496.
- Lin, S. (1965). Computer solutions of the traveling salesman problem. *The Bell System Technical Journal*, 44(10):2245–2269.
- Nagata, Y. (2006). New eax crossover for large tsp instances. In *Parallel Problem Solving from Nature - PPSN IX*, pages 372–381, Berlin, Heidelberg. Springer.
- Nagata, Y. (2007). Edge assembly crossover for the capacitated vehicle routing problem. In *Evolutionary Computation in Combinatorial Optimization*, pages 142–153, Berlin, Heidelberg. Springer.
- Nagata, Y., Bräysy, O., and Dullaert, W. (2010). A penalty-based edge assembly memetic algorithm for the vehicle routing problem with time windows. *Computers & Operations Research*, 37(4):724–737.
- Nagata, Y. and Kobayashi, S. (2013). A powerful genetic algorithm using edge assembly crossover for the traveling salesman problem. *INFORMS Journal on Computing*, 25(2):346–363.
- Oliver, I. M., Smith, D. J., and Holland, J. R. C. (1987). A study of permutation crossover operators on the traveling salesman problem. In *Proceedings of the Second International Conference on Genetic Algorithms and Their Application*, pages 224–230, USA. L. Erlbaum Associates Inc.

- Papadimitriou, C. H. and Steiglitz, K. (1998). *Combinatorial Optimization: Algorithms and Complexity*. Dover Publications, Mineola, NY, USA.
- Pasha, J., Elmi, Z., Purkayastha, S., Fathollahi-Fard, A. M., Ge, Y.-E., Lau, Y.-Y., and Dulebenets, M. A. (2022). The drone scheduling problem: A systematic state-of-the-art review. *IEEE Transactions on Intelligent Transportation Systems*, 23(9):14224–14247.
- Ronald, S. (1997). Distance functions for order-based encodings. In *IEEE Congress on Evolutionary Computation*, pages 49–54.
- Ronald, S. (1998). More distance functions for order-based encodings. In *IEEE Congress on Evolutionary Computation*, pages 558–563.
- Sanches, D., Whitley, D., and Tinós, R. (2017). Building a better heuristic for the traveling salesman problem: Combining edge assembly crossover and partition crossover. In *Proceedings of the Genetic and Evolutionary Computation Conference*, pages 329–336, New York, NY, USA. Association for Computing Machinery.
- Serpell, M. and Smith, J. E. (2010). Self-adaptation of mutation operator and probability for permutation representations in genetic algorithms. *Evolutionary Computation*, 18(3):491–514.
- Starkweather, T., McDaniel, S., Mathias, K., Whitley, D., and Whitley, C. (1991). A comparison of genetic sequencing operators. In *Proceedings of the Fourth International Conference on Genetic Algorithms*, pages 69–76.
- Sutton, A. M., Neumann, F., and Nallaperuma, S. (2014). Parameterized runtime analyses of evolutionary algorithms for the planar euclidean traveling salesperson problem. *Evolutionary Computation*, 22(4):595–628.
- Syswerda, G. (1991). Schedule optimization using genetic algorithms. In Davis, L., editor, *Handbook of Genetic Algorithms*. Van Nostrand Reinhold.
- Valenzuela, C. L. (2001). A study of permutation operators for minimum span frequency assignment using an order based representation. *Journal of Heuristics*, 7(1):5–21.
- Watson, J., Ross, C., Eisele, V., Denton, J., Bins, J., Guerra, C., Whitley, D., and Howe, A. (1998). The traveling salesrep problem, edge assembly crossover, and 2-opt. In *Parallel Problem Solving from Nature - PPSN V*, pages 823–832, Berlin, Heidelberg. Springer.
- Whitley, L. D., Starkweather, T., and Fuquay, D. (1989). Scheduling problems and traveling salesmen: The genetic edge recombination operator. In *Proceedings of the 3rd International Conference on Genetic Algorithms*, pages 133–140, San Francisco, CA, USA. Morgan Kaufmann Publishers Inc.
- Xiong, H., Shi, S., Ren, D., and Hu, J. (2022). A survey of job shop scheduling problem: The types and models. *Computers & Operations Research*, 142:105731.