
AN EFFICIENT ALGORITHM FOR UNBALANCED 1D TRANSPORTATION

A PREPRINT

Gabriel Gouvine

November 2023

ABSTRACT

Optimal transport (OT) and unbalanced optimal transport (UOT) are central in many machine learning, statistics and engineering applications. 1D OT is easily solved, with complexity $\mathcal{O}(n \log n)$, but no efficient algorithm was known for 1D UOT. We present a new approach that leverages the successive shortest path algorithm. By employing a suitable representation, we bundle together multiple steps that do not change the cost of the shortest path. We prove that our algorithm solves 1D UOT in $\mathcal{O}(n \log n)$, closing the gap.

1 Introduction

Optimal transport theory was introduced to solve the problem of moving a pile of earth with the minimum amount of work. Today optimal transport (OT) is used extensively, with applications in image processing [1–10], electronic circuit design [11, 12] and machine learning [13–19].

These applications generally consider the optimal transport of mass between two sets of points in \mathbb{R}^d using the euclidean distance. In practice, it is either solved optimally using the network simplex algorithm, or approximated using various heuristics [20, 21]. A special case is $d = 1$, with points on the real line. This 1D version of OT is often used as a heuristic to approximate solutions to multidimensional problems [2, 9, 10, 12, 13].

When the total supply equals the total demand, the problem is said to be balanced and 1D OT is easy to solve with complexity $\mathcal{O}(n \log n)$. If the demand is larger than the supply and some of it needs to be ignored, the problem is said to be unbalanced, and no efficient algorithm is known. This paper presents an algorithm to solve 1D UOT with complexity $\mathcal{O}(n \log n)$, identical to the balanced case.

2 Prior work

It is well known that the balanced 1D OT is solvable in time $\mathcal{O}(n \log n)$ by allocating the sources to the sinks in order, with n the total number of sources and sinks [13]. However, this fast algorithm does not extend to the UOT, and many recent publications attempt to create fast algorithms for variants of 1D UOT [9, 10, 13].

The transportation problem is a special case of minimum-cost flow problem, which is itself a special case of linear programming. In the general case, a direct application of minimum cost flow algorithms yields a complexity of $\mathcal{O}(n^4 \log n)$ [22]. With preprocessing, this can be improved to the best known bound of $\mathcal{O}(n^2 \log n)$ for 1D UOT [23].

The use of the earth-mover distance in machine learning applications has motivated the search for fast approximations to the optimal transport solution. A common approach is the use of the Sinkhorn distance instead, a regularized version of the transportation distance [24]. The complexity of these approximate algorithms on the 1D UOT is not known [13].

After the redaction of this paper, it has been brought to our attention that 1D OT and its variants have been described as transportation problems with a Monge cost matrix [25]. Using this framework, [26] claims an algorithm with $\mathcal{O}(n \log n)$ complexity for 1D UOT in 1992. Given that the algorithm and proof remain vague and that this result is forgotten in the recent literature [9, 10, 13], we believe that our paper still fills an important gap in providing a working algorithm for 1D UOT.

3 Algorithm

The optimal transport problem is a special case of minimum cost flow problem. After introducing it formally, we show a simple algorithm derived from the successive shortest path algorithm. We then show that solutions obtained by this algorithm can be represented as a list of "positions" instead of a network flow. The steps taken by the algorithms can be seen as simple updates on these positions. Finally, we describe the algorithm operating on this representation, and prove its complexity.

3.1 Problem statement

With n sources and m sinks, the 1D UOT is stated as follow:

$$\text{minimize} \quad \sum_{i=1}^n \sum_{j=1}^m \|u_i - v_j\| x_{ij} \tag{1}$$

$$\text{subject to} \quad \sum_{j=1}^m x_{ij} = s_i, \quad 1 \leq i \leq n \tag{2}$$

$$\sum_{i=1}^n x_{ij} \leq d_j, \quad 1 \leq j \leq m \tag{3}$$

$$x_{ij} \geq 0, \quad 1 \leq i \leq n, 1 \leq j \leq m \tag{4}$$

In this model, u_i (respectively v_j) are the positions of the sources (respectively the sinks). We denote $c_{ij} = \|u_i - v_j\|$ the cost of sending flow from source i to sink j .

s_i are the supplies associated with the sources, and d_j are the demands associated with the sinks.

Finally, x_{ij} is the amount of flow sent from source i to sink j in a solution.

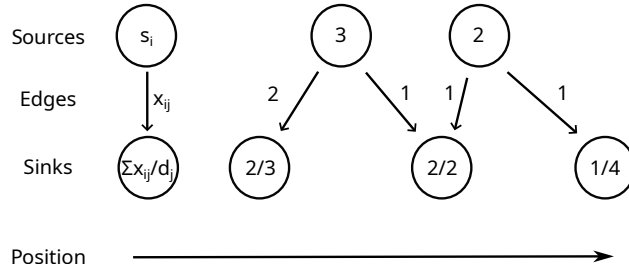


Figure 1: Representation of a 1D transportation problem and a solution as a flow problem. u_i and v_j values are shown by the position of the node. Edges with zero flow are omitted for clarity.

For what follows, we assume demands and capacities to be non-zero, and u and v to be strictly sorted i.e. $u_i < u_{i+1}$ for $1 \leq i < n$ and $v_j < v_{j+1}$ for $1 \leq j < m$. Both conditions can be enforced on a non-conforming instance by simple pre- and post-processing.

We denote the sums of previous supplies $S_i = \sum_{k=1}^{i-1} s_k$ for $0 \leq i \leq n$, and of previous demands $D_j = \sum_{l=1}^{j-1} d_l$ for $0 \leq j \leq m$.

Finally, we denote $\delta_{ij} = c_{i+1j} + c_{i+1j} - c_{ij} - c_{i+1j+1}$ for $1 \leq i < n$ and $1 \leq j < m$. For network flow algorithms, it is the change in shortest path cost when the flow sent from source i to sink $j + 1$ drops to zero, and source $i + 1$ is sent instead.

3.2 Properties

Definition 3.1. A solution is *monotonic* when the sources are allocated to the sinks in order, that is $x_{il} > 0 \implies x_{jk} = 0$ for $i < j$ and $k < l$.

Definition 3.2. A monotonic solution has *no hole* if a source allocated to two sinks or more is given the full capacity of all sinks in between. That is, $x_{ik} > 0$ and $x_{il} > 0 \implies x_{ij} = d_j$ for $k < j < l$.

There is always a monotonic optimal solution [10]. By simple exchange, there is always a monotonic optimal solution with no hole. The solutions obtained by the algorithm for balanced 1D OT satisfy these properties by construction [13].

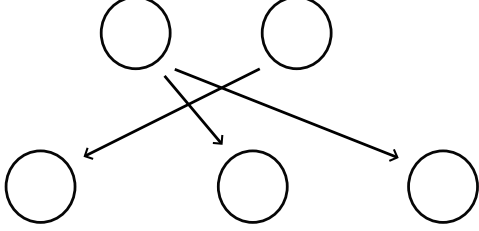


Figure 2: A non-monotonic solution (edges with flow are crossed).

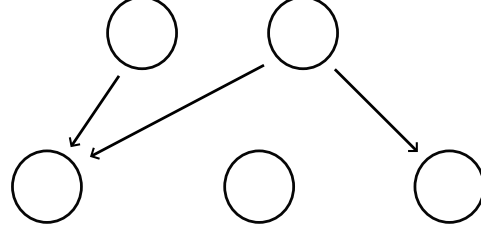


Figure 3: A solution with a hole (the middle sink has unmet demand).

3.3 Successive shortest paths algorithm

Algorithm 1 1D successive shortest path

```

for each source  $i$  do
  while  $i$  has free supply do
     $o \leftarrow \arg \min_j c_{ij}$  the optimal sink for this source
    Find the first sink  $j > o$  with free demand
    if no such sink exist then
      Send supply on the path from the last sink
    else if no previous sink has free demand then
      Send supply to  $j$ 
    else
       $c_p \leftarrow$  cost of the path from  $j - 1$ 
      if  $c_p + c_{ij-1} \leq c_{ij}$  then
        Send supply on the path from  $j - 1$ 
      else
        Send supply to  $j$ 
      end if
    end if
  end while
end for

```

We consider a variant of the successive shortest path algorithm (SSP) to solve the unbalanced 1D transportation problem. This algorithm is a well-known method to minimum-cost-flow problems.

We maintain the optimal solution for the partial problem with k sources and extend it by sending flow from the $k + 1^{\text{th}}$ source. At each step of the algorithm, it finds the shortest path in the residual graph from the sources to a sink with free demand, then sends as much supply as possible along it.

Let's consider a first version of the algorithm, shown in Algorithm 1, where the sources are processed in coordinate order. Given that the partial solution is optimal, each step only has two possible paths to consider:

- the single edge to the closest sink, or the first available sink with unmet demand;
- the shortest path from the last occupied sink to a sink with free demand, always considering adjacent sinks and the leftmost source allocated to the sink.

Two steps of the algorithm are illustrated in Figure 4.

Theorem 3.1. The SSP algorithm in Algorithm 1 has complexity $\mathcal{O}(nm(n + m))$.

Proof. Each time flow is sent, either the supply of the source is exhausted, or another source is exhausted and completely leaves one sink for its predecessor. This bounds the number of sending operations by $\mathcal{O}(nm)$ times.

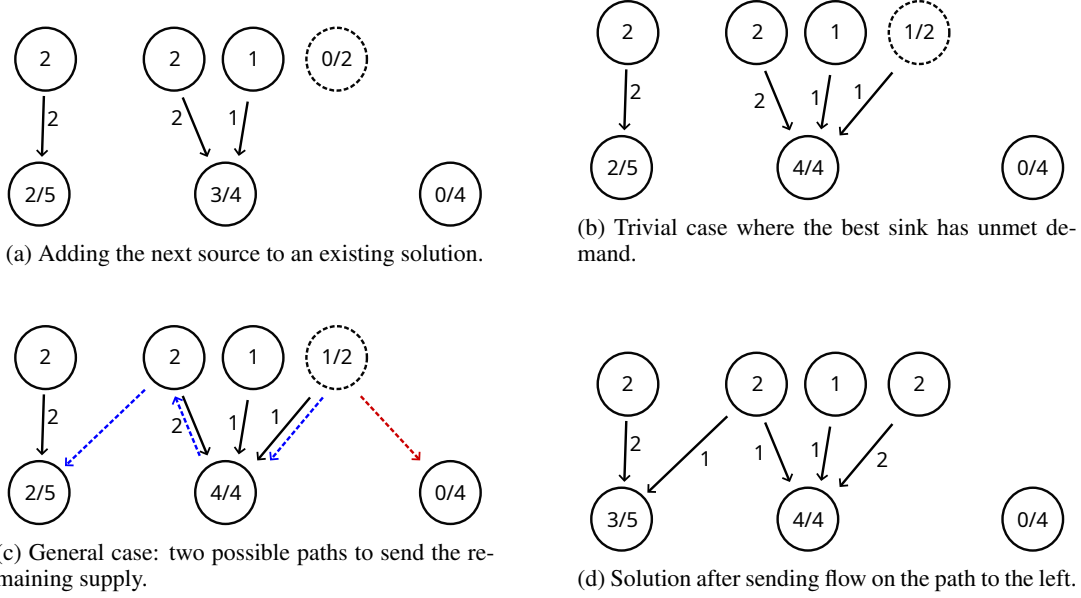


Figure 4: Two steps of the SSP algorithm, sending the supply from a new source

The shortest path has maximum length $\mathcal{O}(m+n)$, so that sending flow takes $\mathcal{O}(m+n)$ operations. Since the shortest path only involves adjacent sinks and the leftmost source of each sink, we need only consider a topologically sorted subgraph with $\mathcal{O}(m+n)$ edges. The shortest path can then be computed with $\mathcal{O}(m+n)$ complexity.

This yields a total complexity of $\mathcal{O}(nm(n+m))$, which is already better than the direct application of the generic algorithm. \square

Theorem 3.2. The partial solutions maintained by Algorithm 1 are monotonic and have no hole.

Proof. Supply from a new source is always sent to the last occupied sink or after, and the leftmost source allocated to a sink is always the first one leaving it, so that the solution remains monotonic.

The new source always sends supply to two adjacent sinks, and new sinks are used only when those are full. Sending flow on the path never sends flow past a sink with unmet demand, so does not introduce new holes. \square

3.4 Positional encoding for a faster algorithm

Only a small number of operations change the cost of the shortest path. We find an implicit representation of the solution, that allows us to only perform work for these operations.

Definition 3.3. A positional encoding is a list $p_i, 1 \leq i \leq n$ such that $0 \leq \dots \leq p_i \leq p_{i+1} \leq \dots \leq D_m - S_n$.

Theorem 3.3. Positional encodings represent the solutions that are monotonic and have no hole.

Proof. Given an encoding p , we create a balanced 1D OT with $n+1$ additional sources inserted between the original sources, and supplies $p_{i+1} - p_i$. This yields a problem with $2n+1$ sources and m sinks, with supplies $p_0, \dots, s_i, p_{i+1} - p_i, s_{i+1}, \dots, D_m - S_n - p_n$ and demands d_j . The solution to this balanced problem can be found in linear time [13], and satisfies the monotonicity and no-hole properties. These properties remain true of the solution restricted to the original sources.

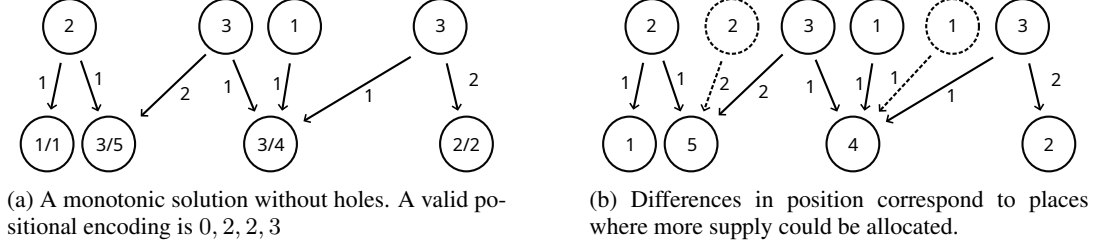


Figure 5: Visualizing the positional encoding associated with a solution.

Reciprocally, if a solution of the original problem satisfies the monotonicity condition and has no hole, we take p_i such that $p_{i+1} - p_i$ represents the unmet demand between two sources. Note that this representation is not unique, as there are multiple ways to insert the additional supply. For example, we may use $p_i = D_{j-1} - \sum_{l < j} \sum_k x_{kl}$ with $j = \min_{l, x_{il} \neq 0} l$. \square

Theorem 3.4. When sending flow, all sources on the path share a common position p^* . A valid encoding after the flow is sent is to decrease p^* .

Proof. Before flow is sent, all sinks on the path except the last one are full: all sources with supply allocated to these sinks must share the same positional encoding.

After sending flow, the last source on the path may have completely left the sink, so that it may admit other positional encodings. If we allocate unmet demand before it in the corresponding 1D OT, there is no gap with the next source and the new value of p^* is a valid encoding. \square

Theorem 3.5. The changes in cost when sending flow happen only for values of p^* of the form $D_j - S_i$.

Proof. Changes in costs happen when a edge on the path drops to zero flow (x_{ij} becomes zero i.e. a source leaves a sink) or a new edge is available for use (x_{ij} becomes non-zero i.e. a source enters a sink). Since the solution is monotonic, a source i enters a sink j when its position is $D_j - S_{i-1}$, and leaves it when its position is $D_{j-1} - S_i$. \square

Algorithm 2 Fast 1D successive shortest path

```

for each source  $i$  do
   $o \leftarrow \arg \min_k c_{ik}$  the best sink for this source
  Store changes in costs for source  $i$  entering sinks  $j$  to  $o - 1$ 
  Store changes in costs between sources  $i - 1$  and  $i$ 
   $j \leftarrow \max(j, o)$ 
   $p_i \leftarrow \max(D_{j-1} - S_{i-1}, p_{i-1})$  the initial position
  while  $p_i > D_j - S_i$  ( $i$  has unallocated supply) do
     $\gamma \leftarrow$  cost change at position  $p_i$ 
    if  $\gamma + c_{ij} < c_{ij+1}$  then
      Delete the change at  $p_i$ 
      Decrease  $p_i$  to the first position with a change, or  $D_j - S_i$ 
      Increase the cost change at  $p_i$  by  $\gamma$ 
    else
      Increase  $j$ 
      Store the change in cost for source  $i$  leaving sink  $j$ 
    end if
  end while
end for
for each source  $i$  from  $n - 1$  to 1 do
   $p_i \leftarrow \min(p_i, p_{i+1})$ 
end for

```

The fast version of the SSP is shown in [Algorithm 2](#). It keeps the current positional encoding of the solution, on which multiple SSP steps can be performed by simply decreasing the positions. The positions always decrease and only the last one is used in subsequent iterations, so that it is sufficient to update the last position. The previous elements are

updated in linear time once the algorithm has completed. Our algorithm maintains the cost of the shortest path, and only performs work for positions that correspond to changes in shortest path cost.

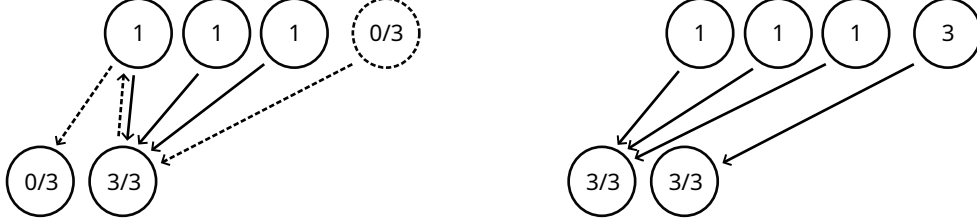


Figure 6: On this example, SSP needs to send flow three times (first path shown on the left), but the cost of the path does not change. Our algorithm updates the positional encoding just once, from 3, 3, 3, 3 to 0, 0, 0, 0.

3.5 Complexity analysis

Theorem 3.6. The algorithm has time complexity $\mathcal{O}((n + m) \log(n + m))$.

Proof. The number of iterations and the number of events are $\mathcal{O}(n + m)$:

- the changes in cost for source i entering sink j alone ($c_{ij+1} - c_{ij}$) are added to the list at most once per sink, for a maximum of $m - 1$ events;
- the changes in cost between $i - 1$ and i (δ_{ij}) are each added to the list at most once, for a maximum of $m + n - 3$ events as shown by [Lemma 3.1](#);
- at each iteration of the inner loop, either j increases or an event is removed, for a maximum of $3m + n - 4$ iterations.

The operations at each iteration can be performed in $\mathcal{O}(\log(n + m))$:

- The events can be stored in a binary tree, with insertion, retrieval in logarithmic time;
- Finding the range of non-zero δ_{ij} and finding the optimal sink for a given source is accomplished with binary search in a sorted list.

Finally, the conversion from a positional encoding to a solution can be found in linear time, as described in the proof of [Theorem 3.3](#). \square

Lemma 3.1. The numbers of changes in cost δ_{ij} that are non-zero is at most $n + m - 3$.

Proof. First, note that $|u_i - v_j| - |u_i - v_{j+1}| - |u_{i+1} - v_j| + |u_{i+1} - v_{j+1}|$ is 0 if $u_{i+1} \leq v_j$ or $u_i \geq v_{j+1}$. It follows that, if δ_{ij} is nonzero (that is $u_{i+1} > v_j$ and $u_i < v_{j+1}$), then all δ_{kl} with either $k > i, l < j$ or $k < i, l > j$ are zero. In particular, there is no $k, l \neq i, j$ such that $k + l = i + j$ and $\delta_{kl} \neq 0$.

There are $n + m - 3$ possible values for $i + j$, giving us a bound for the number of non-zero elements in δ . \square

Theorem 3.7. The algorithm remains valid when the distance is a convex function other than the absolute value, with complexity $\mathcal{O}(nm \log(n + m))$.

Proof. In this case, the number of non-zeros in δ can only be bounded by nm . \square

4 Implementation

We implemented our algorithm in C++. We validate on 10000 randomly generated instances of varying size, using the solutions provided by the Networkx min-cost-flow solver as a baseline [27]. The code is available online under an open source license¹, and used in the electronic placement tool Coloquinte².

5 Conclusion

In this paper, we presented an algorithm to solve the 1D unbalanced optimal transport problem in $\mathcal{O}(n \log n)$ time, closing the gap with the balanced case and improving the best known algorithm by a linear factor.

Our method takes advantage of the successive shortest path algorithm on the corresponding network flow problem. We gave an equivalent representation of the solutions generated by the algorithm, and show that the steps taken by the algorithm are simple updates on this representation. This led to an algorithm where most of the updates can be applied as a single step. We then proved its complexity.

Our algorithm exploits the 1D structure of the problem, and does not generalize to higher dimensions. Future work could focus on improving the current algorithms for two dimensions and more.

¹<https://github.com/Coloquinte/IDTransport>

²<https://github.com/Coloquinte/PlaceRoute>

References

- [1] Nicolas Papadakis. “Optimal Transport for Image Processing”. en. thesis. Université de Bordeaux ; Habilitation thesis, Dec. 2015. URL: <https://hal.science/tel-01246096> (visited on 06/15/2023).
- [2] F. Pitie, A.C. Kokaram, and R. Dahyot. “N-dimensional probability density function transfer and its application to color transfer”. In: *Tenth IEEE International Conference on Computer Vision (ICCV’05) Volume 1*. Vol. 2. ISSN: 2380-7504. Oct. 2005, 1434–1439 Vol. 2. DOI: [10.1109/ICCV.2005.166](https://doi.org/10.1109/ICCV.2005.166). URL: <https://ieeexplore.ieee.org/document/1544887> (visited on 02/14/2024).
- [3] Nicolas Bonneel and Julie Digne. “A survey of Optimal Transport for Computer Graphics and Computer Vision”. en. In: *Computer Graphics Forum* (2023). URL: <https://hal.science/hal-04029613> (visited on 06/16/2023).
- [4] G. Mori and J. Malik. “Recognizing objects in adversarial clutter: breaking a visual CAPTCHA”. In: *2003 IEEE Computer Society Conference on Computer Vision and Pattern Recognition, 2003. Proceedings*. Vol. 1. ISSN: 1063-6919. June 2003, pp. I–I. DOI: [10.1109/CVPR.2003.1211347](https://doi.org/10.1109/CVPR.2003.1211347).
- [5] A. Thayananthan et al. “Shape context and chamfer matching in cluttered scenes”. In: *2003 IEEE Computer Society Conference on Computer Vision and Pattern Recognition, 2003. Proceedings*. Vol. 1. ISSN: 1063-6919. June 2003, pp. I–I. DOI: [10.1109/CVPR.2003.1211346](https://doi.org/10.1109/CVPR.2003.1211346).
- [6] E.N. Mortensen, Hongli Deng, and L. Shapiro. “A SIFT descriptor with global context”. In: *2005 IEEE Computer Society Conference on Computer Vision and Pattern Recognition (CVPR’05)*. Vol. 1. ISSN: 1063-6919. June 2005, 184–190 vol. 1. DOI: [10.1109/CVPR.2005.45](https://doi.org/10.1109/CVPR.2005.45).
- [7] Yan Ke and R. Sukthankar. “PCA-SIFT: a more distinctive representation for local image descriptors”. In: *Proceedings of the 2004 IEEE Computer Society Conference on Computer Vision and Pattern Recognition, 2004. CVPR 2004*. Vol. 2. ISSN: 1063-6919. June 2004, pp. II–II. DOI: [10.1109/CVPR.2004.1315206](https://doi.org/10.1109/CVPR.2004.1315206).
- [8] David G. Lowe. “Distinctive Image Features from Scale-Invariant Keypoints”. In: *International Journal of Computer Vision* 60.2 (Nov. 2004), pp. 91–110. ISSN: 0920-5691. DOI: [10.1023/B:VISI.0000029664.99615.94](https://doi.org/10.1023/B:VISI.0000029664.99615.94). URL: <https://doi.org/10.1023/B:VISI.0000029664.99615.94> (visited on 06/16/2023).
- [9] Nicolas Bonneel and David Coeurjolly. “SPOT: sliced partial optimal transport”. en. In: *ACM Transactions on Graphics* 38.4 (Aug. 2019), pp. 1–13. ISSN: 0730-0301, 1557-7368. DOI: [10.1145/3306346.3323021](https://doi.org/10.1145/3306346.3323021). URL: <https://dl.acm.org/doi/10.1145/3306346.3323021> (visited on 11/30/2023).
- [10] Yikun Bai et al. *Sliced Optimal Partial Transport*. arXiv:2212.08049 [cs, math, stat]. Feb. 2023. DOI: [10.48550/arXiv.2212.08049](https://doi.org/10.48550/arXiv.2212.08049). URL: <http://arxiv.org/abs/2212.08049> (visited on 03/11/2023).
- [11] U. Brenner and M. Struzyna. “Faster and better global placement by a new transportation algorithm”. In: *Proceedings. 42nd Design Automation Conference, 2005*. ISSN: 0738-100X. June 2005, pp. 591–596. DOI: [10.1145/1065579.1065733](https://doi.org/10.1145/1065579.1065733).
- [12] Gabriel Gouvine. *Coloquinte: a mixed-size placer for the Coriolis toolchain*. Research Report. LIP6 - Laboratoire d’Informatique de Paris 6, June 2015. URL: <https://hal.archives-ouvertes.fr/hal-03437834> (visited on 11/27/2021).
- [13] Thibault Séjourné, François-Xavier Vialard, and Gabriel Peyré. *Faster Unbalanced Optimal Transport: Transportation invariant Sinkhorn and 1-D Frank-Wolfe*. arXiv:2201.00730 [cs, math]. Jan. 2022. DOI: [10.48550/arXiv.2201.00730](https://doi.org/10.48550/arXiv.2201.00730). URL: <http://arxiv.org/abs/2201.00730> (visited on 03/09/2023).
- [14] Justin Solomon et al. “Wasserstein propagation for semi-supervised learning”. In: *Proceedings of the 31st International Conference on International Conference on Machine Learning - Volume 32. ICML’14*. Beijing, China: JMLR.org, June 2014, pp. I–306–I–314. (Visited on 06/15/2023).
- [15] Grégoire Montavon, Klaus-Robert Müller, and Marco Cuturi. *Wasserstein Training of Boltzmann Machines*. arXiv:1507.01972 [cs, stat]. July 2015. DOI: [10.48550/arXiv.1507.01972](https://doi.org/10.48550/arXiv.1507.01972). URL: <http://arxiv.org/abs/1507.01972> (visited on 06/15/2023).
- [16] Martin Arjovsky, Soumith Chintala, and Léon Bottou. *Wasserstein GAN*. arXiv:1701.07875 [cs, stat]. Dec. 2017. DOI: [10.48550/arXiv.1701.07875](https://doi.org/10.48550/arXiv.1701.07875). URL: <http://arxiv.org/abs/1701.07875> (visited on 06/15/2023).
- [17] Huidong Liu, Xianfeng Gu, and Dimitris Samaras. “Wasserstein GAN With Quadratic Transport Cost”. In: *2019 IEEE/CVF International Conference on Computer Vision (ICCV)*. ISSN: 2380-7504. Oct. 2019, pp. 4831–4840. DOI: [10.1109/ICCV.2019.00493](https://doi.org/10.1109/ICCV.2019.00493).
- [18] Ilya Tolstikhin et al. *Wasserstein Auto-Encoders*. arXiv:1711.01558 [cs, stat]. Dec. 2019. DOI: [10.48550/arXiv.1711.01558](https://doi.org/10.48550/arXiv.1711.01558). URL: <http://arxiv.org/abs/1711.01558> (visited on 06/15/2023).
- [19] Charlie Frogner et al. *Learning with a Wasserstein Loss*. arXiv:1506.05439 [cs, stat]. Dec. 2015. DOI: [10.48550/arXiv.1506.05439](https://doi.org/10.48550/arXiv.1506.05439). URL: <http://arxiv.org/abs/1506.05439> (visited on 06/15/2023).

- [20] Gabriel Peyré and Marco Cuturi. *Computational Optimal Transport*. arXiv:1803.00567 [stat]. Mar. 2020. DOI: [10.48550/arXiv.1803.00567](https://doi.org/10.48550/arXiv.1803.00567). URL: <http://arxiv.org/abs/1803.00567> (visited on 02/14/2024).
- [21] Rémi Flamary et al. “POT: Python Optimal Transport”. In: *Journal of Machine Learning Research* 22.78 (2021), pp. 1–8. URL: <http://jmlr.org/papers/v22/20-451.html>.
- [22] James Orlin. “A faster strongly polynomial minimum cost flow algorithm”. In: *Proceedings of the twentieth annual ACM symposium on Theory of computing*. STOC ’88. New York, NY, USA: Association for Computing Machinery, Jan. 1988, pp. 377–387. ISBN: 978-0-89791-264-8. DOI: [10.1145/62212.62249](https://doi.org/10.1145/62212.62249). URL: <https://doi.org/10.1145/62212.62249> (visited on 03/11/2023).
- [23] Joachim Gudmundsson et al. “Small Manhattan Networks and Algorithmic Applications for the Earth Mover’s Distance”. In: 2007. URL: <https://people.scs.carleton.ca/~michiel/l1spanner.pdf> (visited on 06/10/2023).
- [24] Marco Cuturi. *Sinkhorn Distances: Lightspeed Computation of Optimal Transportation Distances*. arXiv:1306.0895 [stat]. June 2013. DOI: [10.48550/arXiv.1306.0895](https://doi.org/10.48550/arXiv.1306.0895). URL: <http://arxiv.org/abs/1306.0895> (visited on 03/19/2023).
- [25] Rainer E. Burkard, Bettina Klinz, and Rüdiger Rudolf. “Perspectives of Monge properties in optimization”. In: *Discrete Applied Mathematics* 70.2 (Sept. 1996), pp. 95–161. ISSN: 0166-218X. DOI: [10.1016/0166-218X\(95\)00103-X](https://doi.org/10.1016/0166-218X(95)00103-X). URL: [https://doi.org/10.1016/0166-218X\(95\)00103-X](https://doi.org/10.1016/0166-218X(95)00103-X) (visited on 11/30/2023).
- [26] A. Aggarwal et al. “Efficient minimum cost matching using quadrangle inequality”. In: *Proceedings., 33rd Annual Symposium on Foundations of Computer Science*. Oct. 1992, pp. 583–592. DOI: [10.1109/SFCS.1992.267793](https://doi.org/10.1109/SFCS.1992.267793). URL: <https://ieeexplore.ieee.org/document/267793> (visited on 11/30/2023).
- [27] Aric A. Hagberg, Daniel A. Schult, and Pieter J. Swart. “Exploring Network Structure, Dynamics, and Function using NetworkX”. In: *Proceedings of the 7th Python in Science Conference*. Ed. by Gaël Varoquaux, Travis Vaught, and Jarrod Millman. Pasadena, CA USA, 2008, pp. 11–15.