

Screwon spectral statistics and dispersion relation in the quantum Rajeev-Ranken model

GOVIND S. KRISHNASWAMI^a AND T. R. VISHNU^{a,b}

^aPhysics Department, Chennai Mathematical Institute, SIPCOT IT Park, Siruseri 603103, India

^bPhysics Department, Raman Research Institute, Sadashivanagar, Bengaluru 560080, India

Email: govind@cmi.ac.in, vishnu@rrimail.rrri.res.in

December 20, 2023

Abstract

The Rajeev-Ranken (RR) model is a Hamiltonian system describing screw-type nonlinear waves (screwons) of wavenumber k in a scalar field theory pseudodual to the 1+1D SU(2) principal chiral model. Classically, the RR model based on a quadratic Hamiltonian on a nilpotent/Euclidean Poisson algebra is Liouville integrable. Upon adopting canonical variables in a slightly extended phase space, the model was interpreted as a novel 3D cylindrically symmetric quartic oscillator with a rotational energy. Here, we examine the spectral statistics and dispersion relation of quantized screwons via numerical diagonalization validated by variational and perturbative approximations. We also derive a semiclassical estimate for the cumulative level distribution which compares favorably with the one from numerical diagonalization. The spectrum shows level crossings typical of an integrable system. The i^{th} unfolded nearest neighbor spacings are found to follow Poisson statistics for small i . Nonoverlapping spacing ratios also indicate that successive spectral gaps are independently distributed. After displaying universal linear behavior over energy windows of short lengths, the spectral rigidity saturates at a length and value that scales with the square-root of energy. For strong coupling λ and intermediate k , we argue that reduced screwon energies can depend only on the product λk . Numerically, we find power law dependences on λ and k with an approximately common exponent $2/3$ provided the angular momentum quantum number l is small compared to the number of nodes n in the radial wavefunction. On the other hand, for the ground state $n = l = 0$, the common exponent becomes 1.

Contents

1	Introduction	2
2	Variational approximation to screwon ground state	4
3	First order perturbation theory	5
4	Screwon spectrum via finite-differences	5
5	Energy level statistics	7
5.1	Semiclassical cumulative energy level distribution	8
5.2	Level spacing distributions	9
5.3	Number variance	11
5.4	Spectral rigidity	13
6	Dispersion relation at strong coupling	14
7	Discussion	14
A	Evaluating the spectral rigidity	15

1 Introduction

The Rajeev-Ranken (RR) model [1] is a mechanical system with three degrees of freedom. It describes nonlinear screw-type continuous waves in a $1 + 1$ -dimensional nilpotent scalar field theory which is dual to the $SU(2)$ -principal chiral model [2]. The scalar field ϕ is valued in the $\mathfrak{su}(2)$ Lie algebra and classically satisfies the quadratically nonlinear evolution equations $\ddot{\phi} = \phi'' + \lambda[\dot{\phi}, \phi']$ for a dimensionless coupling constant λ . The screw-type waves are solutions of the form

$$\phi(x, t) = e^{Kx} R(t) e^{-Kx} + mKx, \quad (1)$$

where $R(t)$ is a dynamical $\mathfrak{su}(2)$ matrix with the three real degrees of freedom $R_a = i \operatorname{tr}(R\sigma_a)$ for $a = 1, 2, 3$. Moreover, $K = ik\sigma_3/2$ with k a constant with dimensions of a wavenumber and m is a dimensionless real parameter. The resulting equations of motion for R are elegantly expressed as

$$\dot{L} = [K, S] \quad \text{and} \quad \dot{S} = \lambda[S, L] \quad \text{where} \quad L = [K, R] + mK \quad \text{and} \quad S = \dot{R} + \frac{K}{\lambda}. \quad (2)$$

These equations follow from a quadratic Hamiltonian and a nilpotent Poisson algebra among L and S in a six dimensional phase space with coordinates $L_a = i \operatorname{tr}(L\sigma_a)$ and $S_a = i \operatorname{tr}(S\sigma_a)$. They also admit a Lax pair formulation and classical r -matrix leading to a complete set of independent conserved quantities in involution implying Liouville integrability [3, 4]. However, $L_3 = -mk$ is a Casimir invariant of the nilpotent algebra and R_3 does not appear in the $L - S$ equations of motion. The evolution of R_3 is determined by $\dot{R}_3 = S_3 + k/\lambda$. Thus in this paper, we will treat L_3 as a parameter and introduce R_3 as a coordinate. The equations of motion of the RR model admit an alternate Hamiltonian-Poisson bracket formulation in terms of canonical variables $R_{1,2,3}$ and their conjugate momenta [3, 4]:

$$kP_{1,2} = \dot{R}_{1,2} \pm \frac{1}{2}\lambda kmR_{2,1} \quad \text{and} \quad kP_3 = \dot{R}_3 + \frac{1}{2}\lambda k(R_1^2 + R_2^2). \quad (3)$$

The Hamiltonian

$$\begin{aligned} H = & \frac{1}{2} \left[\left(kP_1 - \frac{\lambda kmR_2}{2} \right)^2 + \left(kP_2 + \frac{\lambda kmR_1}{2} \right)^2 + \left(kP_3 - \frac{\lambda k}{2}(R_1^2 + R_2^2) \right)^2 \right] \\ & + \frac{k^2}{2}(R_1^2 + R_2^2 + m^2), \end{aligned} \quad (4)$$

may be interpreted as that of a cylindrically symmetric anharmonic oscillator in three dimensions [5]. Indeed, if we regard $R_{1,2,3}$ and $kP_{1,2,3}$ as the Cartesian components of the position and momentum of a particle of mass $\mu = 1$, then (4) is equivalent to the Hamiltonian

$$\begin{aligned} H = & \frac{p_x^2 + p_y^2 + p_z^2}{2\mu} + \frac{\lambda km(xp_y - yp_x)}{2\mu} + \left(\frac{\lambda^2 k^2 m^2}{8\mu} - \frac{\lambda kp_z}{2\mu} + \frac{k^2}{2} \right) (x^2 + y^2) \\ & + \frac{\lambda^2 k^2}{8\mu} (x^2 + y^2)^2 + \frac{k^2 m^2}{2}. \end{aligned} \quad (5)$$

This Hamiltonian describes a particle of mass μ moving in a cylindrically symmetric quadratic plus quartic potential with an additional rotational energy proportional to $L_z = xp_y - yp_x$.

Upon canonical quantization, the cylindrical symmetry of H permits separation of variables in the Schrödinger equation for the wavefunction

$$\psi(r, \theta, z) = \frac{1}{\sqrt{r}} \varrho(r) \exp(i\ell\theta) \exp\left(\frac{ip_z z}{\hbar}\right) \quad \text{for } r \geq 0. \quad (6)$$

Here, $l\hbar$ is the eigenvalue of L_z and can be any integer while $p_z \in \mathbb{R}$ is the eigenvalue of the operator p_z , both of which commute with the Hamiltonian. Division by \sqrt{r} eliminates the ϱ' term in the resulting radial eigenvalue equation

$$-\frac{\hbar^2}{2\mu}\varrho''(r) + \left(U(r) + \frac{\hbar^2}{2\mu r^2} \left(l^2 - \frac{1}{4} \right) + \frac{\hbar l \lambda k m}{2\mu} + \frac{p_z^2}{2\mu} + \frac{k^2 m^2}{2} \right) \varrho = E \varrho. \quad (7)$$

Here,

$$U(r) = \alpha r^2 + \beta r^4 \quad \text{where} \quad \alpha = \frac{\lambda^2 k^2 m^2}{8\mu} - \frac{\lambda k p_z}{2\mu} + \frac{k^2}{2} \quad \text{and} \quad \beta = \frac{\lambda^2 k^2}{8\mu}. \quad (8)$$

The parameters m and k^2 have dimensions of length and energy/area, while λ^2 has dimensions of mass/area. Although k does not have dimensions of inverse length, we will refer to it as a wavenumber since it arose as a wavenumber in the screwon ansatz (1). In what follows, we will often work in units of mass, length and angular momentum where $\mu = 1$, $m = 1$ and $\hbar = 1$. The Hamiltonian in Eqn.(5) is the sum of squares of Hermitian operators. Thus, the energy eigenvalues must satisfy $E \geq 0$. These are the energies of the quantized screw-type waves which we refer to as screwons. Due to translational invariance in the z -direction, E includes a free particle contribution $p_z^2/2\mu$. We will mostly be interested in the contribution to the energies coming from the dynamics in the x - y plane which for fixed p_z is discrete and labelled by l and a radial quantum number n . Aside from p_z these energy levels $E_{n,l}$ depend parametrically on the coupling λ and the screwon wavenumber k . Unlike quantized small oscillations around the vacuum of the scalar field theory, screwons are new nonlinear degrees of freedom that could play a role similar to solitons in other field theories. Thus it is interesting to understand the spectrum of screwons, their shapes, dispersion relations (dependence on k) and their behavior at strong coupling λ , which corresponds to high energies in the field theory.

In this article, we study the spectral statistics and dispersion relations of quantized screwons. In Section 2, we use the (radial) asymptotic behaviour known from [5] to propose an ansatz for the screwon ground state wavefunction and obtain a variational estimate for the ground state energy. In Section 3, we use first order perturbation theory to determine the dependences of $E_{0,l}$ on l and λ at weak coupling. In Section 4, we find the screwon spectrum by numerical diagonalization of the radial Hamiltonian for each fixed l . While we do this for a range of values of k and λ , we only consider the case $p_z = 1$. In fact, for large coupling and an appropriate range of moderate k , we argue that the shifted spectrum $(E - p_z^2/2\mu - m^2 k^2/2)$ is independent p_z . Combining the contributing l sectors we determine the lowest 2×10^4 energy levels. To do this accurately, we optimize the spatial grid (for each value of k and λ) to capture the tail as well as all oscillations of the radial wavefunction. The numerical results are validated using our variational estimate and perturbative estimate at weak coupling. As expected of a classically integrable system, the screwon energies display level crossings as λ is varied.

Section 5 is devoted to the level statistics of the screwon spectrum. We express the cumulative level distribution $n(E)$ as a sum of contributions $n(E; p_\theta)$ from all allowed angular momentum sectors. Semiclassical estimates for $n(E; p_\theta)$ and $n(E)$ match those obtained from numerical diagonalization for all but the lowest energies. Asymptotically, we find that $n(E)$ displays power law growth while $n(E; p_\theta) \sim (E - E_{0,l})^{\zeta(|p_\theta|)}$, with ζ increasing monotonically with $|p_\theta|$. Here $E_{0,l}$ is the ground state energy for $p_\theta = l\hbar$. We then examine spacing distributions of the screwon spectrum. The i^{th} unfolded nearest neighbour spacing distributions follow Poisson statistics although deviations become more pronounced as i increases. The independence in the distribution of spectral gaps is also confirmed using the statistics of nonoverlapping spacing ratios. Both these are as expected of a classically integrable system. Number variance $\Sigma(E, L)$ and spectral rigidity $\Delta(E, L)$, which encode fluctuations in the spectrum around a central energy E , display universal linear behaviour over energy windows of short lengths L . For larger L , they saturate and display oscillations that should reveal system specific details.

Both the value of Δ and L at which the saturation occurs show square-root power law behavior as a function of central energy E .

In Section 6, we turn to the screwon dispersion relation, by which we mean the dependence of energy levels on λ and k . We focus attention on a strong coupling regime where the (shifted) energy levels depend on λ and k only through their product. Further restricting k to an intermediate range of wave numbers, ensures that the shifted energies are independent of p_z . In this phase, our numerical results show that the shifted energies depend on λ and k through a *common power* $\eta(l)$. For $l = 0$, this exponent $\eta(0) = 1$ for the ground state $n = 0$; it rapidly drops to $\eta(0) = 2/3$ with increasing radial quantum number $n \gtrsim 100$. This $2/3$ power law for radially excited screwons continues to hold as long as $|l| \ll n$ although there are deviations when $|l|$ is comparable to or exceeds n . These results confirm and extend our earlier results on the screwon dispersion relation obtained via a WKB approximation in [5]. This fractional power law dispersion relation encodes information on the behavior of quantized screwons at strong coupling and gives us a glimpse into the possible behavior of the high energy degrees of freedom of the scalar field theory. We conclude with a discussion in Section 7, highlighting some interesting outstanding problems that have arisen from this work.

2 Variational approximation to screwon ground state

We may obtain an approximation to the screwon ground state energy using the Rayleigh-Ritz variational principle. From §4.3 of [5], away from the weak coupling limit, the asymptotic behaviour of the radial wavefunction (6) is:

$$\varrho(r) \sim r^{-1} \exp\left(-\frac{\sqrt{2\mu\beta}}{\hbar} \left(\frac{r^3}{3} + \frac{\alpha r}{2\beta}\right)\right) \quad \text{as } r \rightarrow \infty \quad \text{and} \quad \varrho(r) \rightarrow r^{|l|+\frac{1}{2}} \quad \text{as } r \rightarrow 0. \quad (9)$$

An ansatz that incorporates this asymptotic behavior and has no nodes (as appropriate to the lowest-lying state $n = 0$ for any fixed l) is

$$\varrho_{\text{try}}(r) \propto \frac{r^{|l|+\frac{1}{2}}}{1 + \zeta r^{|l|+\frac{3}{2}}} \exp\left(-\frac{\sqrt{2\mu\beta}}{\hbar} \left(\frac{r^3}{3} + \frac{\alpha r}{2\beta}\right)\right), \quad (10)$$

where $\zeta \geq 0$ is a variational parameter. The peak in this wavefunction drops in height and shifts towards $r = 0$ as ζ increases. Note that this trial wavefunction is not valid in the weak coupling limit since when $\lambda \rightarrow 0$, $\beta \rightarrow 0$ and

$$\varrho_{\lambda=0}(r) \propto r^{|l|+1/2} \exp\left(-\frac{\sqrt{\mu}kr^2}{2\hbar}\right) L_p^{|l|}\left(-\frac{\sqrt{\mu}kr^2}{\hbar}\right). \quad (11)$$

Here, $L_p^{|l|}$ are generalized Laguerre polynomials [6] and $p = (n - |l|)/2$. Extremizing the expectation value of the radial Hamiltonian (7) in the state (10):

$$E^{\text{var}} = \min_{\zeta} \frac{\langle \varrho | H | \varrho \rangle}{\langle \varrho | \varrho \rangle} \quad \text{where} \quad \langle \varrho_1 | \varrho_2 \rangle = \int dr \varrho_1^*(r) \varrho_2(r), \quad (12)$$

we find a variational upperbound for the screwon ground state energy. For instance, when $\lambda = k = l = \mu = m = p_z = \hbar = 1$, we find the optimal value $\zeta = 0.12$, corresponding to the ground state energy estimate $E_{n=0,l=1}^{\text{var}} = 3.416$ which compares favorably with the numerical result $E_{0,1} = 3.415$ from §4. Similarly, for $l = 0$, $E_{n=0,l=0}^{\text{var}} = 1.866$, which is just above the numerical result $E_{0,0} = 1.862$. Moreover, for fixed k , the variational ground state energy increases roughly linearly with λ while the optimal value of ζ decreases. To examine spectral statistics of screwons and their dispersion relation, we need to treat excited states and reliably extract the dependence of energy eigenvalues on parameters. This requires us to go beyond this variational approximation, which we do via numerical diagonalization of H in §4.

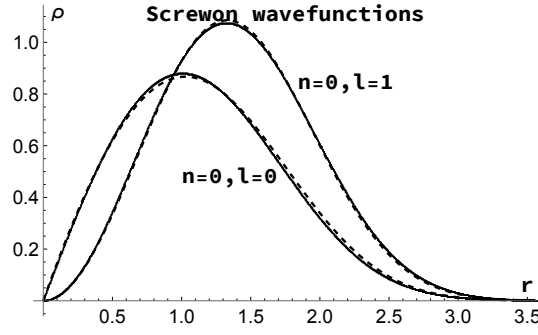


Figure 1: Comparison of variational (dashed) and finite-difference numerical (solid) radial wavefunctions $\rho(r) = \sqrt{r}\varrho(r)$ for $n = 0$ and $l = 0, 1$ with $\lambda = k = 1$ and $\hbar = m = \mu = 1$. They go to zero as r and r^2 as $r \rightarrow 0$ and as $e^{-r^3/6}$ as $r \rightarrow \infty$.

3 First order perturbation theory

For weak coupling λ , we may use perturbation theory to estimate energy eigenvalues. For fixed p_z , we write the 2D Hamiltonian (5) as

$$H_{2D} = \frac{1}{2\mu} \left(p_r^2 + \frac{p_\theta^2 - \frac{\hbar^2}{4}}{r^2} \right) + \frac{k^2 r^2}{2} + \frac{p_z^2}{2\mu} + \frac{k^2 m^2}{2} + \lambda \left(\frac{k m p_\theta}{2\mu} - \frac{k p_z r^2}{2\mu} \right) + \lambda^2 \left(\frac{k^2 m^2 r^2}{8\mu} + \frac{k^2 r^4}{8\mu} \right) = H_0 + \lambda H_1 + \lambda^2 H_2. \quad (13)$$

Note that H_0 depends on $p_\theta = L_z$ only through its square. The eigenvalues of the unperturbed Hamiltonian H_0 are

$$E_{n,l}^{(0)} = (2n + |l| + 1) \frac{\hbar |k|}{\sqrt{\mu}} + \frac{p_z^2}{2\mu} + \frac{k^2 m^2}{2}. \quad (14)$$

Here $n = 0, 1, 2, \dots$ and l is an integer. For $n = 0$, the corresponding normalized eigenvectors of H_0 are

$$\psi_{0,l}^{(0)}(r, \theta) = \left[\left(\frac{\sqrt{\mu} k}{\hbar} \right)^{|l|+1} \frac{1}{\pi |l|!} \right]^{\frac{1}{2}} r^{|l|} \exp \left(-\frac{\sqrt{\mu} k}{\hbar} \frac{r^2}{2} \right) \exp(i l \theta). \quad (15)$$

Thus, to first order in perturbation theory, $E_{0,l} = E_{0,l}^{(0)} + \lambda E_{0,l}^{(1)} + \dots$ where

$$E_{0,l}^{(1)} = \langle \psi_{0,l}^{(0)} | H_1 | \psi_{0,l}^{(0)} \rangle = \frac{k m l \hbar}{2\mu} - \frac{k p_z}{2\mu} (|l| + 1) \left(\frac{\hbar}{\sqrt{\mu} k} \right). \quad (16)$$

For instance, if $\hbar = \mu = k = m = p_z = l = 1$, we find the ground state energy

$$E_{0,0} = E_{0,0}^{(0)} + \lambda E_{0,0}^{(1)} + \mathcal{O}(\lambda^2) = 2 - \frac{\lambda}{2} + \mathcal{O}(\lambda^2). \quad (17)$$

For $\lambda = 0.01, 0.05, 0.08$, the ground state energies $E_{0,0}$ with first order correction are 1.995, 1.975 and 1.96 while those obtained numerically via finite differences are 1.99, 1.952 and 1.925, showing the loss in accuracy of first order perturbation theory with increasing λ . Nevertheless, for small λ , perturbation theory predicts a drop in the energy with increasing λ . This is visible in the numerical results shown in Fig. 2.

4 Screwon spectrum via finite-differences

Here, we address the question of determining the spectrum of screwons by numerical diagonalization of the Hamiltonian (5) which (aside from free particle motion along z) describes

a cylindrically symmetric anharmonic oscillator in the x - y plane. A direct approach would be to use finite differences to discretize the 2D Hamiltonian, truncate it and diagonalize the resulting matrix. An alternative is to numerically determine the spectrum of the radial Hamiltonian (7) in each angular momentum sector ($l = 0, 1, 2, \dots$) and then combine these sectors to obtain the full screwon spectrum. We implemented both approaches and found the second to be more appropriate for the following reasons. (a) For comparable precision, diagonalizing the 2D Hamiltonian was computationally slower. (b) A 2D square lattice does not possess the circular symmetry of H making it harder to accurately capture the behavior of the wave function as $r \rightarrow 0$ and for large r . (c) We wish to classify energy levels using the quantum numbers n (number of nodes of $\varrho(r)$) and l to facilitate the search for level crossings. (d) We need the spectrum of the radial Hamiltonian for fixed l in order to look for a power law dispersion relation $E_{nl} \sim (\lambda k)^\eta$.

To find the spectrum of (7), we discretize the radial coordinate $r = i\delta$ for $i = 1, 2, \dots, N_r$, with a small spacing δ . This converts (7) into an eigenvalue problem for an $N_r \times N_r$ matrix. However, direct implementation using the wavefunction defined in (6) $\psi \propto \varrho/\sqrt{r}$ leads to eigenvalues that converge very slowly (with increasing N_r) to the known spectrum (14) for $\lambda = 0$ when $l = 0$. We traced the numerical difficulty to the behavior of $\varrho(r)$ as $r \rightarrow 0$. From [5] it is known that

$$\varrho(r) \rightarrow r^{|l|+\frac{1}{2}} \quad \text{as} \quad r \rightarrow 0. \quad (18)$$

We then found that the numerical scheme converges much faster if we use (in place of (6)), the radial wavefunction

$$\psi_a(r, \theta, z) = \frac{1}{r^a} \rho(r) \exp(il\theta) \exp\left(\frac{ip_z z}{\hbar}\right) \quad \text{with} \quad a = 1. \quad (19)$$

This ensures a softer behaviour of the radial wavefunction near the origin: $\rho(r) \rightarrow r^{a+|l|}$ as $r \rightarrow 0$. The radial equation corresponding to (19) is

$$-\frac{\hbar^2}{2\mu} \left(\rho''(r) + \frac{1-2a}{r} \rho' + \frac{a^2-l^2}{r^2} \rho \right) + \left(\alpha r^2 + \beta r^4 + \frac{\hbar l \lambda k m}{2\mu} + \frac{p_z^2}{2\mu} + \frac{k^2 m^2}{2} \right) \rho = E \rho. \quad (20)$$

As mentioned, we discretize r with equal spacing $r_i = i\delta$ for $i = 1, 2, \dots, N_r$. To ensure that the discretized Hamiltonian is real symmetric, we use the centered-difference formulae:

$$\rho_i'' = \frac{\rho_{i+1} - 2\rho_i + \rho_{i-1}}{\delta^2} \quad \text{and} \quad \rho_i' = \frac{\rho_{i+1} - \rho_{i-1}}{2\delta}. \quad (21)$$

The radial equation becomes the system of difference equations:

$$\begin{aligned} & -\frac{\hbar^2}{2\mu} \left(\frac{\rho_{i+1} - 2\rho_i + \rho_{i-1}}{\delta^2} + \frac{(1-2a)(\rho_{i+1} - \rho_{i-1})}{2i\delta^2} \right) \\ & + \left(\frac{\hbar^2}{2\mu i^2 \delta^2} (l^2 - a^2) + \alpha i^2 \delta^2 + \beta i^4 \delta^4 + \frac{\hbar l \lambda k m}{2\mu} + \frac{p_z^2}{2\mu} + \frac{k^2 m^2}{2} \right) \rho_i = E \rho_i. \end{aligned} \quad (22)$$

We read off the discretized radial Hamiltonian, which is an $N_r \times N_r$ tri-diagonal matrix with nontrivial entries

$$\begin{aligned} H_{ii}^r &= \frac{\hbar^2}{\mu \delta^2} + \alpha i^2 \delta^2 + \beta i^4 \delta^4 + \frac{\hbar^2}{2\mu i^2 \delta^2} (l^2 - a^2) + \frac{\hbar l \lambda k m}{2\mu} + \frac{p_z^2}{2\mu} + \frac{k^2 m^2}{2} \quad \text{and} \\ H_{i,i\pm 1}^r &= -\frac{\hbar^2}{2\mu \delta^2} \pm \frac{(1-2a)}{2i\delta^2}. \end{aligned} \quad (23)$$

The ‘boundary’ matrix elements are $H_{1,0} = H_{N_r, N_r+1} = 0$. It may also be written as

$$H_{ij}^r = \left[-\frac{\hbar^2}{2\mu} \left(-\frac{2}{\delta^2} + \frac{a^2 - l^2}{i^2 \delta^2} \right) + \alpha i^2 \delta^2 + \beta i^4 \delta^4 + \frac{\hbar l \lambda k m}{2\mu} + \frac{p_z^2}{2\mu} + \frac{k^2 m^2}{2} \right] \delta_{ij}$$

$$-\frac{\hbar^2}{2\mu} \left(\frac{1}{\delta^2} + \frac{1-2a}{2i\delta^2} \right) \delta_{i,j-1} - \frac{\hbar^2}{2\mu} \left(\frac{1}{\delta^2} - \frac{1-2a}{2i\delta^2} \right) \delta_{i,j+1} \quad \text{for } 1 \leq i, j \leq N_r. \quad (24)$$

Our aim is two-fold: (i) to get the first N_l energy levels $E_{n,l}$ for each of several values of l with $|l| \leq l_{\max}$ and (ii) to combine these spectra to get the first N energy levels accounting for all values of l . The latter is facilitated by the fact that the lowest energy for a given l increases with $|l|$.

Both (i) and (ii) are to be done for various values of λ , k and p_z for fixed $\mu = m = \hbar = 1$, by a choice of units. To find the lowest N_l levels of the radial Hamiltonian H_l^r , we need to pick a spacing δ for the radial grid $r_i = i\delta$ for $i = 1, \dots, N_r$ to construct the $N_r \times N_r$ matrix approximation to H^r (24). For fixed N_r , δ must be chosen so that the first N_l radial eigenfunctions $\psi_{n,l}(r)$ are accurately captured. In particular, $r_{\max} = N_r\delta$ must be large enough to accommodate all the oscillations in the most highly excited (N_l^{th}) state desired, which must decay as $e^{-\text{const} \times r^3}$ as $r \rightarrow \infty$ (9). On the other hand, δ must be small enough to resolve each of the N_l oscillations of this wavefunction. From (9), the optimal value of δ is a decreasing function of both k and λ . Moreover, due to truncation errors, we may trust only a small fraction $N_l/N_r \ll 1$ of the N_r energy levels computed by diagonalizing (24). In practice, for $\lambda = k = p_z = \mu = m = 1$ we find that we are able to reliably obtain the lowest $N_l = 100$ levels by choosing $N_r = 5000$ and $r_{\max} = 25$. In this case, we find that the lowest N_l energy eigenvalues change by less than 0.1% if the size of the matrix N_r is increased from 4000 to 5000. Moreover, for $N_l = 100$ we find that the highest energy for $l = 0$ is $E_{\max} = E_{N_l,0} = 803.507$ while the ground state energy in all angular momentum sectors with $|l| > 200$ lies above this value. Thus, by merging the spectra for $E \leq E_{\max}$ from all sectors with $|l| < l_{\max} = 200$, we obtain the first $N = 21061$ screwon energy levels. We have verified for a few values of l (and $\lambda = 1$) that the ground state energies obtained numerically lie marginally below the variational upper bounds obtained in §2.

5 Energy level statistics

Energy levels $E_{n,l}$ of the radial Hamiltonian (7) may be labelled by a principal quantum number $n = 0, 1, 2, \dots$ (the number of nodes of the radial wavefunction $\varrho(r)$ in $(0, \infty)$) and by the angular momentum quantum number $l = 0, \pm 1, \pm 2, \dots$. For $\lambda = 0$, the spectrum is given by [5]

$$E_{n,l} = (2n + |l| + 1) \frac{\hbar|k|}{\sqrt{\mu}} + \frac{p_z^2}{2\mu} + \frac{k^2 m^2}{2}. \quad (25)$$

Working in units where $\hbar = m = \mu = 1$ and taking for definiteness $k = p_z = 1$, gives $E_{n,l} = 2n + |l| + 2$. The first few levels are as tabulated below:

E	2	3	3	4	4	4	5	5	5	5
n	0	0	0	0	0	1	0	0	1	1
l	0	1	-1	2	-2	0	3	-3	1	-1

For these parameter values, the level with energy E is $(E-1)$ -fold degenerate. More generally, the level with energy $E_{n,l}$ is $(2n + |l| + 1)$ -fold degenerate.

For $\lambda > 0$, we find that these degeneracies are generally lost. Heuristically, the rotational energy $\hbar l \lambda k m / 2\mu$ in (7) suggests that within a $\lambda = 0$ degenerate multiplet, levels with higher l acquire larger energies. This is illustrated in Fig. 2, which also shows that there are no avoided level crossings. The resulting accidental degeneracies and the lack of level repulsion are typical features of integrable systems.

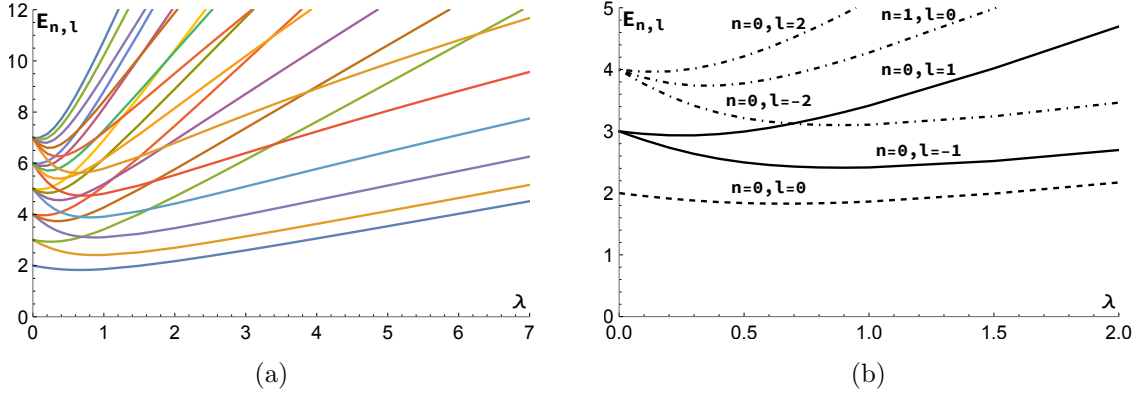


Figure 2: Lowest lying screwon energy levels E_{nl} vs coupling λ for $k = p_z = \mu = m = 1$. Degeneracies present when $\lambda = 0$ break for $\lambda > 0$ though accidental degeneracies occur at level crossings. The initial drop in energy with increasing λ is explained by 1st order perturbation theory in §3.

5.1 Semiclassical cumulative energy level distribution

Here, we obtain a semiclassical estimate for the cumulative energy level distribution $n(E, \hbar)$ and compare it with that from numerical diagonalization. As in §3, we fix p_z and restrict attention to the x - y plane so that the energy spectrum E_i is discrete. Recall that $n(E, \hbar)$ is the number of levels with energy less than or equal to E :

$$n(E, \hbar) = \sum_{i=1}^N \theta(E - E_i). \quad (26)$$

Here, $\theta(x)$ is the unit step function defined as: $\theta(x) = 1$ for $x \geq 0$ and $\theta(x) = 0$ for $x < 0$. If we suppose that each state occupies a volume \hbar^2 in the 4D phase space, then

$$n(E, \hbar) \sim \frac{1}{(2\pi\hbar)^2} \int_{H \leq E} dx dy dp_x dp_y = \frac{1}{(2\pi\hbar)^2} \int_{H \leq E} dr d\theta dp_r dp_\theta. \quad (27)$$

The transformation to polar coordinates $r = \sqrt{x^2 + y^2}$, $\theta = \arccos(x/r)$, $p_r = (xp_x + yp_y)/r$ and $p_\theta = xp_y - yp_x$ is canonical, so the volume element is preserved. Equation (27) is expected to hold in the semiclassical regime of small \hbar or large E . [For the classical $\lambda = 0$ model, the combinations of system parameters (i.e., not including p_z and p_θ) with dimensions of action and energy are $km^2\sqrt{\mu}$ and k^2m^2 , so semiclassical would mean $\hbar \ll km^2\sqrt{\mu}$ or $E \gg k^2m^2$. For $\lambda \neq 0$, there are other such combinations due to the presence of the dimensionless parameter $\sqrt{\mu}/m\lambda$]. The classical 2D Hamiltonian (5) (for fixed p_z)

$$H = \frac{p_r^2}{2\mu} + \frac{p_\theta^2}{2\mu r^2} + \alpha r^2 + \beta r^4 + \frac{\lambda k m p_\theta}{2\mu} + \frac{p_z^2}{2\mu} + \frac{k^2 m^2}{2} \quad (28)$$

admits θ as a cyclic coordinate so that p_θ is conserved. The integral over θ gives 2π . We may choose to do the p_θ integral last:

$$n(E, \hbar) \sim \frac{1}{(2\pi\hbar)^2} \int_{p_\theta^{\min}(E)}^{p_\theta^{\max}(E)} dp_\theta \int_0^{2\pi} d\theta \int_{H_{p_\theta}(r, p_r) \leq E} dr dp_r = \int_{p_\theta^{\min}(E)}^{p_\theta^{\max}(E)} n(E, \hbar; p_\theta) dp_\theta. \quad (29)$$

Here $H_{p_\theta}(r, p_r)$ is the Hamiltonian (28) for fixed p_θ and

$$n(E, \hbar; p_\theta) \sim \frac{1}{2\pi\hbar^2} \int_{H_{p_\theta}(r, p_r) \leq E} dr dp_r \quad (30)$$

may be interpreted as the semiclassical number of states of given p_θ with $H_{p_\theta} \leq E$. The limits of integration $p_\theta^{\min, \max}(E)$ are obtained by extremizing with respect to r and p_r in

$$p_\theta^\pm(r, p_r; E) = \frac{r}{2} \left[-km\lambda r \pm \sqrt{-4p_r^2 - (\lambda kr^2 - 2p_z)^2 + 8E\mu - 4k^2\mu(m^2 + r^2)} \right]. \quad (31)$$

The expressions for p_θ^\pm are got by solving the quadratic equation $H = E$ for p_θ . The extrema occur at $p_r = 0$ and values of r determined via the roots of a quartic equation in r^2 :

$$\begin{aligned} & 9k^4\lambda^4r^8 - 4k^3\lambda^2(12\lambda p_z - k\lambda^2m^2 - 12k\mu)r^6 \\ & - 8k^2[6E\lambda^2\mu - 11\lambda^2p_z^2 + 2kp_z\lambda(m^2\lambda^2 + 8\mu) - k^2\mu(5m^2\lambda^2 + 8\mu)]r^4 \\ & + 16k(km^2\lambda^2 + 4k\mu - 4p_z\lambda)(p_z^2 - 2E\mu + k^2m^2\mu)r^2 + 16(p_z^2 - 2E\mu + k^2m^2\mu)^2 = 0. \end{aligned} \quad (32)$$

We evaluate the integral in (30) numerically for several energies E for fixed values of p_θ, p_z and other parameters. The resulting distributions $n(E, \hbar; p_\theta)$ are compared in Fig. 3a with those obtained from numerical diagonalization. We find that the semiclassical estimate for $n(E, \hbar = 1; p_\theta)$ agrees quite well with the numerical spectrum for each allowed value of p_θ and $E \gg k^2m^2$. To obtain $n(E)$, we numerically integrate over p_θ in (29). The resulting cumulative distribution is compared with that from numerical diagonalization in Fig. 3b.

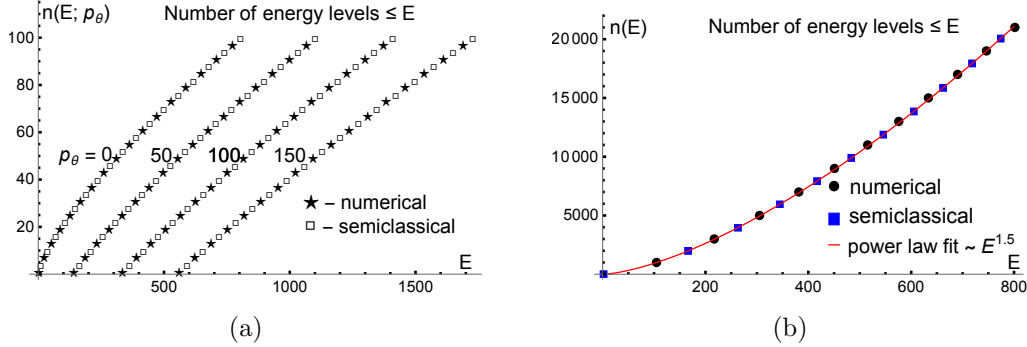


Figure 3: (a) Semiclassical cumulative distribution $n(E, \hbar; p_\theta)$ (squares) nearly matches that from numerical diagonalization (stars) for $p_\theta = 0, 50, 100, 150$. (b) Comparison of semiclassical (squares) and numerical (disks) $n(E, \hbar)$ after combining all allowed values of p_θ . In all cases we take $p_z = 1$ and $k = \mu = m = \lambda = \hbar = 1$.

Power law behavior of $n(E; p_\theta)$ and $n(E)$. For large E , we find that the cumulative level distribution satisfies a power law $n(E; p_\theta) \propto (E - E_0)^\zeta$ where $E_0(p_\theta)$ is the ground state energy. Since the term $\lambda k m p_\theta / 2\mu$ linear in p_θ is a constant addition to the Hamiltonian (28), it does not contribute to energy differences. Thus, the power $\zeta(p_\theta)$ depends only on $|p_\theta|$. We find that it increases monotonically with $|p_\theta|$. Moreover, after combining all angular momentum sectors, $n(E)$ also satisfies a power law for large E . For instance, when $\hbar = k = m = \mu = \lambda = p_z = 1$, $\zeta(p_\theta) \approx 0.75, 0.78, 0.81, 0.84, 0.88$ for $p_\theta = 0, \pm 20, \pm 50, \pm 100, \pm 150$ while $n(E) \sim E^{1.5}$ for large E .

5.2 Level spacing distributions

The quantum energy levels of a classically integrable system are expected to display certain universal statistical features such as Poissonian level spacing distributions [7]. To remove the system-specific information and extract universal properties¹ of the level spacings, we ‘unfold’

¹To study spectral statistics, we note that there is no need to ‘purify’ the screwon spectrum obtained in §4. Reflection through the origin is part of the circular symmetry of (5).

the energy spectrum so that the mean level spacing is one [8, 9]. In order to do this, we define unfolded levels $\xi_i = \xi(E_i)$ for $i = 1, 2, 3, \dots, N$, where N is the number of levels considered ($N \approx 20000$ below). The function ξ is chosen to be the polynomial (typically of degree 5 or 6) that best fits the cumulative energy distribution function introduced in (26):

$$n(E) = \sum_{i=1}^N \theta(E - E_i) = \xi(E) + \eta(E). \quad (33)$$

Thus, $\xi(E)$ is a smoothed version of the ‘staircase function’ $n(E)$, which satisfies $n(E_j) = j$ for $j = 1, 2, \dots, N$ assuming there are no degenerate levels. [More generally, if the first n_1 energies are degenerate ($E_1 = E_2 = \dots = E_{n_1}$) and next n_2 energies are degenerate ($E_{n_1+1} = E_{n_1+2} = \dots = E_{n_1+n_2}$) etc., then $n(E_1) = \dots = n(E_{n_1}) = n_1$ and $n(E_{n_1+1}) = \dots = n(E_{n_1+n_2}) = n_1 + n_2$ and so forth.] Here $\eta(E)$ contains fluctuations. By construction, the unfolded levels ξ_1, ξ_2, \dots have a mean spacing of approximately one.

For $i = 1, 2, 3, \dots$, the i^{th} -nearest neighbor (n.n.) spacing distribution is defined as the normalized distribution of values of $s = (\xi_{j+i} - \xi_j)$ for $j = 1, 2, \dots, N - i$. In Fig. 4, we plot histograms of the spacing probability distributions for $i = 1, 2, 3$. We find that the n.n. spacing distribution follows the exponential law $P_1(s) = \exp(-s)$, while the higher order spacing distributions are well approximated by the Poisson distribution:

$$P_i(s) = \frac{s^{i-1} \exp(-s)}{(i-1)!} \quad \text{for } i = 1, 2, 3, \dots \quad (34)$$

This Poisson statistics is expected if the n.n. spacing is exponentially distributed and successive spacings can be treated as independent random variables.

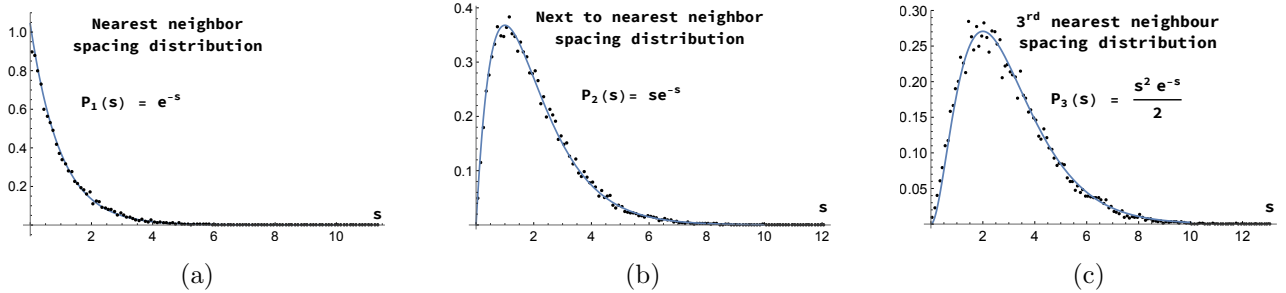


Figure 4: First, second and third order normalized spacing distributions of lowest $N \approx 20000$ unfolded energy levels for $\lambda = p_z = \mu = k = m = 1$. The solid line is from (34), while the dots represent binheights of the normalized spacing histograms with binwidths 0.2. The spacing distributions are seen to obey Poisson statistics as expected of an integrable system. In fact, we find that Poisson statistics applies for all nonzero coupling λ .

Remark: We find that when we use the unfolded spectrum, the n.n. spacing histograms for all $\lambda > 0$ have roughly the same range ($0 \leq s \leq 4$). Moreover, the same binwidth (anything from 0.1 to 1) gives the universal exponential distribution for all $\lambda > 0$. If we do not unfold the spectra, then the mean spacing varies with λ so the spacing distributions have λ dependent ranges. However, it is still possible to extract the universal exponential spacing distribution provided the binwidth is chosen appropriately: a different range of binwidths works for different values of λ .

Recently, ratios of level spacings have emerged as a useful statistical tool to study quantum spectra [10, 11]. The i^{th} nonoverlapping spacing ratio distribution is defined as the normalized distribution of values of

$$r_j^{(i)} = \frac{E_{j+i} - E_j}{E_{j-1} - E_{j-1-i}} \quad \text{for } j = i + 2, \dots, N - i. \quad (35)$$

If one assumes that the nonoverlapping spacings are independently distributed, then the probability that the spacing in the numerator is s' and that in the denominator is s , is simply the product of individual spacing probabilities. Thus, the probability that the ratio of spacings is $s'/s = r$ is

$$Q_i(r) = \iint P_i(s')P_i(s)\delta\left(\frac{s'}{s} - r\right) ds ds' = \int P_i(rs)P_i(s)|s| ds = \frac{(2i-1)!}{[(i-1)!]^2} \frac{r^{i-1}}{(1+r)^{2i}}. \quad (36)$$

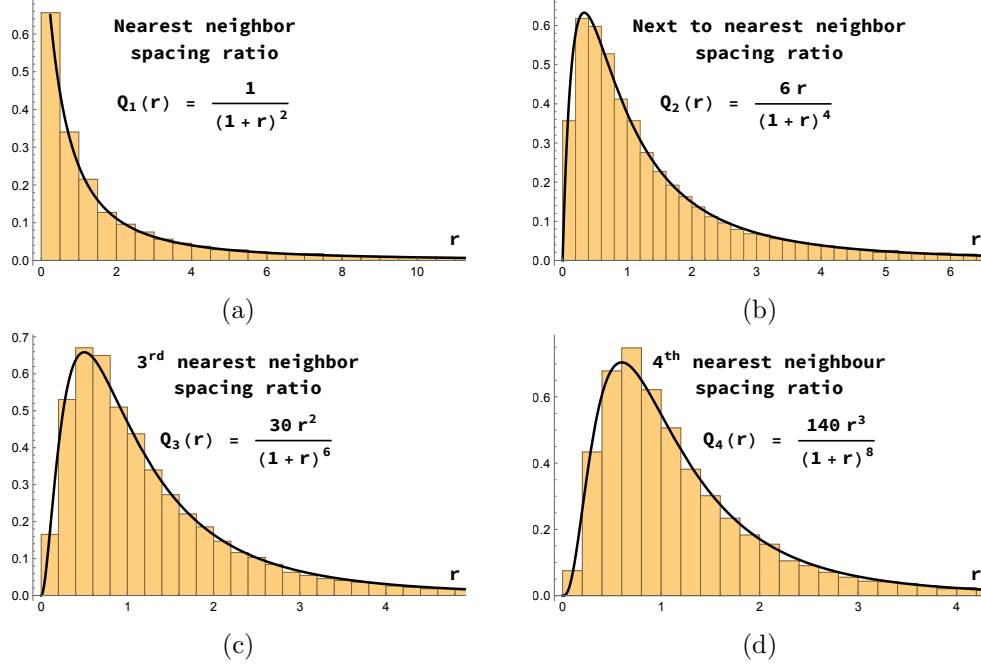


Figure 5: Histograms of i^{th} nonoverlapping spacing ratio distributions for $i = 1, 2, 3, 4$ for lowest 20000 screwon energy levels with $\lambda = p_z = k = \mu = m = 1$. They are seen to match the distributions $Q_i(r)$ (36) denoted by solid curves. Unfolding the spectrum does not significantly affect these histograms.

5.3 Number variance

Associated to the unfolded spectrum $\xi_1, \xi_2, \dots, \xi_N$, we have the Dirac-comb spectral density function $d(\xi) = \sum_{i=1}^N \delta(\xi - \xi_i)$. Given a spectral window $[\xi - L/2, \xi + L/2]$, the number of energy levels it contains is:

$$n(\xi, L) = \int_{\xi-L/2}^{\xi+L/2} d(\xi') d\xi'. \quad (37)$$

The ensemble average $\langle n(\xi, L) \rangle$ is defined as the mean value of $n(\xi, L)$ as ξ ranges over an appropriate portion of the available spectrum:

$$\langle n(\xi, L) \rangle = (N - 2n_0)^{-1} \sum_{j=n_0}^{N-n_0} n(\xi_j, L). \quad (38)$$

Here, n_0 is chosen so that $[\xi - L/2, \xi + L/2]$ always lies within the available spectrum. A more accurate approach is to define the ensemble average as $(\xi_{N-n_0} - \xi_{n_0})^{-1}$ times the integral of $n(\xi, L)$ over all values of ξ between ξ_{n_0} and ξ_{N-n_0} . However, the two definitions lead to roughly the same ensemble average as long as L is not too small and the difference is hardly visible in our plots. If the unfolded spectrum has approximately unit mean spacing, we expect

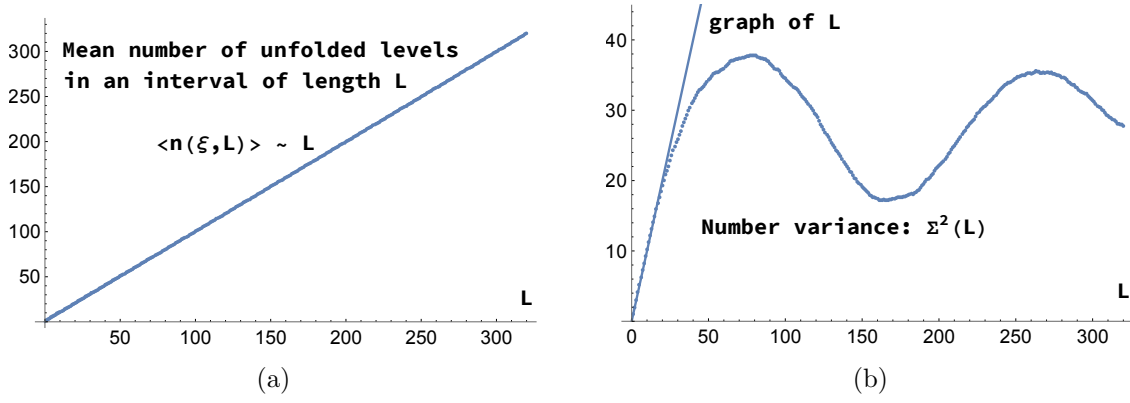


Figure 6: (a) Ensemble average of number of unfolded levels in an interval of length L follows $\langle n(\xi, L) \rangle \approx L$. (b) Number variance $\Sigma^2(L)$ grows linearly $\approx L$ for $0 \leq L \lesssim 20$ and then oscillates with a wavelength of ≈ 200 while saturating. Here, $\lambda = p_z = m = k = \mu = 1$.

that $\langle n(\xi, L) \rangle \approx L$. In Fig. 6a, we plot $\langle n(\xi, L) \rangle$ for $1 \leq L \leq 320$ by performing an ensemble average over the lowest $N = 20,000$ screwon levels, with $n_0 = 500$. $\langle n(\xi, L) \rangle$ is seen to be $\approx L$ except for very small values of L , thus validating the unfolding procedure.

To study fluctuations in the number of levels around its mean, we consider the number variance [12]

$$\Sigma^2(L) = \langle [n(\xi, L) - \langle n(\xi, L) \rangle]^2 \rangle, \quad (39)$$

where the ensemble average is performed as for $\langle n(\xi, L) \rangle$. In Fig 6b, we plot $\Sigma^2(L)$ for the lowest $N = 20,000$ screwon levels of the RR model, with $\lambda = 1$. For small $L \lesssim 20$, the number variance $\Sigma^2 \approx L$. For larger L , Σ^2 saturates and oscillates.

Here we interpret the result that $\Sigma^2(L) \approx L$ for small L in terms of the 2-point correlation function of the spectral density $d(\xi)$. Indeed, note that

$$\Sigma^2(L) = \langle (n(\xi, L) - \langle n(\xi, L) \rangle)^2 \rangle = \langle n^2 \rangle + \langle n \rangle^2 - 2\langle n \rangle \langle n \rangle. \quad (40)$$

Now using $\langle n \rangle \approx L$ and $\Sigma^2(L) \approx L$, we deduce that $\langle n(\xi, L)^2 \rangle = L^2 + L$. From the definition

$$\langle n(\xi, L)^2 \rangle = \int_{\xi-L/2}^{\xi+L/2} d\xi_1 \int_{\xi-L/2}^{\xi+L/2} d\xi_2 \langle d(\xi_1) d(\xi_2) \rangle, \quad (41)$$

we see that if

$$\langle d(\xi_1) d(\xi_2) \rangle = 1 + \delta(\xi_1 - \xi_2) \quad (42)$$

then $\langle n(\xi, L)^2 \rangle = L^2 + L$. This may further be interpreted as saying the connected 2-point correlation function of $d(\xi)$ is a delta function. To see this, recall that

$$\langle d(\xi_1) d(\xi_2) \rangle_c = \langle d(\xi_1) d(\xi_2) \rangle - \langle d(\xi_1) \rangle \langle d(\xi_2) \rangle. \quad (43)$$

Thus we see that if $\langle d(\xi_1) d(\xi_2) \rangle_c = \delta(\xi_1 - \xi_2)$ and $\langle d(\xi_1) \rangle = 1$, then $\langle n(\xi, L)^2 \rangle = L^2 + L$ and consequently $\Sigma^2(L) \approx L$. The condition $\langle d(\xi_1) \rangle = 1$ is expected since the mean level density of the unfolded spectrum is 1. Of course, this linear growth of $\Sigma^2(L)$ is valid only for small L .

It would be interesting to understand the subsequent saturation and oscillations in $\Sigma^2(L)$ possibly in terms of short periodic orbits of the Rajeev-Ranken model in a semiclassical approximation.

5.4 Spectral rigidity

The spectral rigidity $\Delta_3(L, E)$ [13] is a measure of fluctuations in the cumulative spectral distribution (staircase function) $n(E)$. It is defined as the ‘local average’ of the mean square deviation of the best fit straight line to $n(E)$ (33) over an energy window $W = [E - L/2\bar{d}(E), E + L/2\bar{d}(E)]$:

$$\begin{aligned}\Delta_3(L, E) &= \langle \sigma_*(E, L) \rangle \quad \text{where} \quad \sigma_*(E, L) = \min_{A, B} \sigma(E, L, A, B) \quad \text{and} \\ \sigma(E, L, A, B) &= (\bar{d}(E)/L) \int_W [n(E + \epsilon) - (A\epsilon + B)]^2 d\epsilon.\end{aligned}\quad (44)$$

Given a central energy E , the best fit is computed over an energy range L in units of the local mean spacing $\bar{d}(E)$. We take $\bar{d}(E)$ to be the smoothed density of states

$$\bar{d}(E) = \frac{1}{2\delta} \int_{E-\delta}^{E+\delta} d(E') dE', \quad (45)$$

which is a measure of the mean spacing between levels in the δ -vicinity of energy E . We comment on the choice of δ below. Having obtained the best fit straight line $A_*\epsilon + B_*$, we calculate the extremal mean square deviation σ_* for the chosen E and L . Finally, the local average indicated by $\langle \dots \rangle$ in (44) is evaluated by averaging $\sigma_*(E, L)$ over a range of energy levels for fixed L .

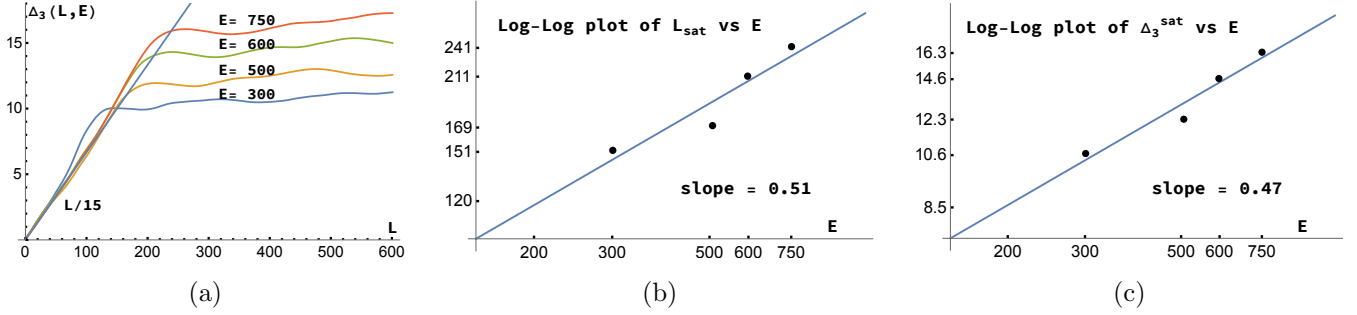


Figure 7: (a) Spectral rigidity $\Delta_3(L, E)$ for the screwon spectrum for central energies $E = 300, 500, 600$ and 750 (in units where $\mu = m = \hbar = 1$) follow the universal $L/15$ law for small L and then saturate around $\Delta_3^{\text{sat}}(E)$ beyond $L = L_{\text{sat}}(E)$. Here, for definiteness $L_{\text{sat}}(E)$ is defined as the largest value of L for which $\Delta_3(L, E)$ intersects the $L/15$ straight-line for a given E . Moreover, $\Delta_3^{\text{sat}}(E)$ is defined as the mean value of Δ_3 over the range $L_{\text{sat}} \leq L \leq L_{\text{max}} = 600$. (b) and (c) Log-Log plots of L_{sat} and Δ_3^{sat} vs E show that both display \sqrt{E} behavior. In all plots we have chosen $\lambda = k = p_z = 1$.

For the quantum RR model, we have calculated (see Appendix A) the spectral rigidity $\Delta_3(L, E)$ for $L \leq 600 = L_{\text{max}}$ for several central energies $E = 300, 500, 600, 750$ and displayed the results in Fig. 7. In estimating the local mean spacing $\bar{d}(E)$, we choose δ to accommodate about 80 levels centered at E . The value of $\bar{d}(E)$ is largely insensitive to the choice of δ . On the other hand, the local average is performed over an energy interval $[E - 20, E + 20]$. The results are insensitive to small changes in the energy range for the local average. In fact, essentially the same results are obtained if the local average is performed over an ensemble of about 2000 levels centered at E . Although $\Delta_3(L, E)$ generally depends on the central energy E , for small L it approaches the universal linear shape $\Delta_3(L, E) \rightarrow L/15$ as expected from Berry’s arguments [13] for integrable systems based on the semi-classical trace formula applied to long-periodic orbits. Beyond a critical value of $L = L_{\text{sat}}$, the spectral rigidity oscillates around a saturation value $\Delta_3^{\text{sat}}(E)$. Both L_{sat} and Δ_3^{sat} increase when the central energy E is significantly augmented [due to fluctuations, this monotonicity can fail for energies that are

not widely separated]. In fact, as shown in Figs. 7b and 7c, we find that both L_{sat} and Δ_3^{sat} are approximately proportional to the square-root of energy. The latter power law is expected from the work of Casati, Chirikov and Guarneri [12, 14].

6 Dispersion relation at strong coupling

In [5], we had conjectured a $(\lambda k)^{2/3}$ power law dispersion relation for the energies of highly excited screwons at strong coupling based on a numerical inversion of the WKB quantization condition. Here, we generalize this conjecture, make it more precise and provide additional evidence for it going beyond the WKB approximation.

Recall that the quartic potential $U = \alpha r^2 + \beta r^4$ in the Hamiltonian (5) involves the coefficients α and β (8). At strong coupling, by which we mean

$$\lambda \gg 2\sqrt{\mu}/m \quad \text{and} \quad \lambda \gg \mu k/p_z, \quad (46)$$

we may neglect the $k^2/2$ term in α , so that U depends on λ and k only through their product. In fact, in this limit, the shifted radial Hamiltonian $H - k^2 m^2/2 - p_z^2/2\mu$ (7) also depends on λ and k only through their product. Thus, the shifted energy eigenvalues $E - k^2 m^2/2 - p_z^2/2\mu$ determined by the radial equation

$$-\frac{\hbar^2}{2\mu} \left(\frac{d^2}{dr^2} + \frac{1}{r} \frac{d}{dr} - \frac{l^2}{r^2} \right) \rho(r) + \frac{\lambda^2 k^2}{8\mu} \left(\left(m^2 - \frac{4p_z}{\lambda k} \right) r^2 + r^4 \right) \rho + \frac{\hbar l \lambda k m}{2\mu} \rho \approx \left(E - \frac{k^2 m^2}{2} - \frac{p_z^2}{2\mu} \right) \rho \quad (47)$$

must be a function of λk . More precisely, on dimensional grounds,

$$E_{n,l} \approx \frac{p_z^2}{2\mu} + \frac{k^2 m^2}{2} + \frac{\hbar^2}{\mu m^2} \epsilon_{n,l} \left(\tilde{\sigma}, \frac{m p_z}{\hbar} \right) \quad \text{for large } \lambda \text{ satisfying (46)}. \quad (48)$$

Here, $\hbar^2 \epsilon_{n,l}/\mu m^2$ are the eigenvalues of $H - k^2 m^2/2 - p_z^2/2\mu$ for large λ (satisfying (46)) and $\epsilon_{n,l}$ is a function of the dimensionless variables $\tilde{\sigma} = \lambda k m^3/\hbar$ and $m p_z/\hbar$. In the limit (46) the other independent dimensionless combination $\sqrt{\mu}/m\lambda$ does not enter as it tends to 0. Moreover, if

$$\frac{4p_z}{m^2 \lambda} \ll k \ll \frac{\lambda p_z}{\mu}, \quad (49)$$

then $\epsilon_{n,l}$ becomes independent of p_z as the $4p_z/\lambda k$ term can be ignored relative to m^2 in (47).

From numerical diagonalization of H , we find for fixed l and p_z at strong coupling and moderate k satisfying (46) and (49) that $\epsilon_{n,l}$ depends on both λ and k via power laws. For the ground state ($n = l = 0$) the powers of λ and k are approximately equal to 1. The powers decrease with increasing level number n (holding $l = 0$ fixed) and rapidly approach the common value $\eta = 2/3$ for sufficiently excited states ($n \gtrsim 100$). It would be interesting to analytically understand the emergence of this $2/3$ power law for highly excited screwons at strong coupling.

We have not investigated the l -dependence of the exponent in detail. However, we numerically verified that for $n \gg |l|$, $\epsilon_{n,l} \propto (\lambda k)^\eta$ where $\eta \approx 2/3$ is independent of l . For instance, this holds if $n \gtrsim 200$ and $|l| \leq 20$, for $0.08 \leq k \leq 5$ holding $\lambda = 50$ fixed as well as for $4 \lesssim \lambda \lesssim 35$ holding $k = 1$ fixed. However, if $|l|$ is comparable to or greater than n , then η depends on l . For example, if $n = 0$, then $\eta \approx 1, 0.4, 0.9$ for $l = 0, -20, 20$.

7 Discussion

There are some interesting directions of research which arise from this work. Although we have recovered the expected universal behaviour of number variance and spectral rigidity at small

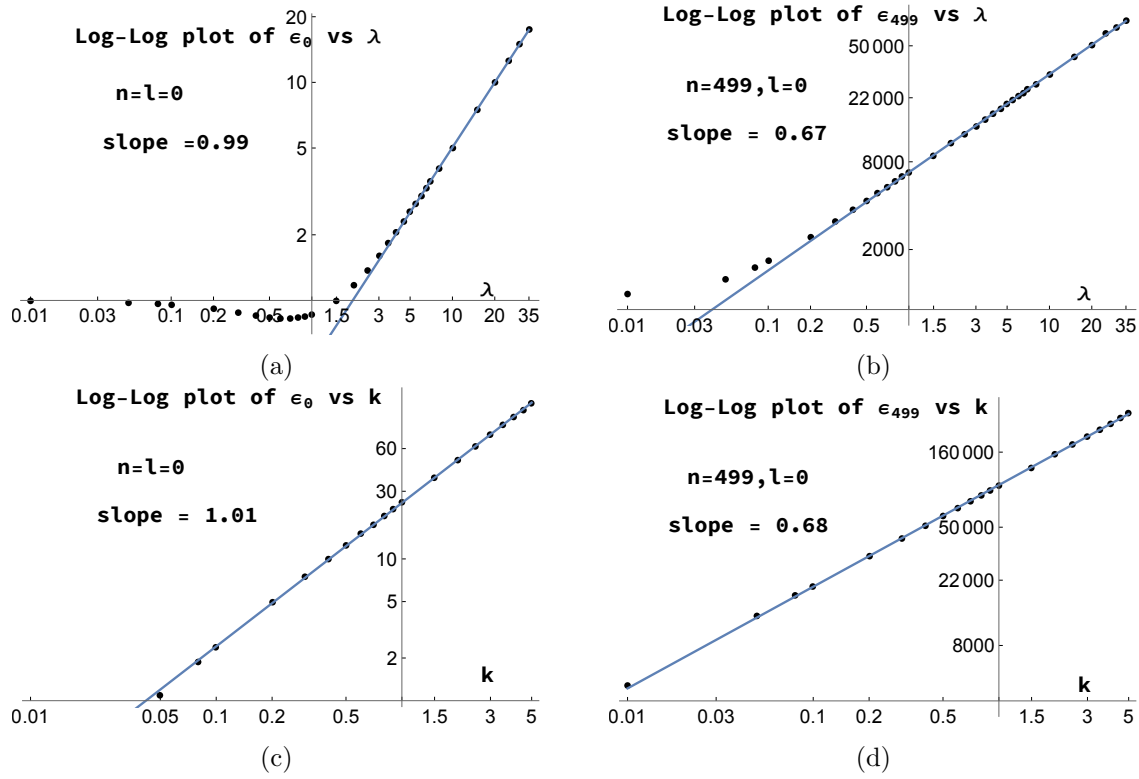


Figure 8: $\log \epsilon_{n,l}$ vs $\log \lambda$ for (a) $n = 0$ and (b) $n = 499$ with $l = 0$ when $k = 1$. For sufficiently large λ , the slope of the fitted straight line decreases from 1 to $2/3$ as we progress from the ground state to excited states. $\log \epsilon_{n,l}$ vs $\log k$ for (c) $n = 0$ and (d) $n = 499$ with $l = 0$ for $\lambda = 50$. For k satisfying (49) and sufficiently large λ , we find that $\epsilon_{n,l} \propto k^\eta$ with the power decreasing from $\eta \approx 1$ to $\eta \approx 2/3$ as we progress from the ground to excited states. In all cases, we take $p_z = m = \mu = \hbar = 1$.

L , they both display system-dependent saturation and oscillations for larger L . We would like to understand this nonuniversal behaviour using Gutzwiller's trace formula and Berry's semi-classical asymptotic theory [13]. For this purpose, we intend to use the exact solutions of the classical RR model [1, 3, 4] to identify and classify the shortest periodic orbits. It would also be interesting to understand the power law behaviour in the saturation of spectral rigidity and the asymptotic behaviour of the cumulative level distribution function semiclassically. In another direction, we would like to understand analytically the common power law behaviour of the dispersion relation for screwons at strong coupling. This dispersion relation should shed light on the ultraviolet behaviour of screwons in the field theory.

Acknowledgements: We would like to thank M. V. Berry, M.S. Santhanam and H. Senapati for useful discussions and references. This work was supported in part by the Infosys Foundation and grants (MTR/2018/000734, CRG/2018/002040) from the Science and Engineering Research Board, Govt. of India.

A Evaluating the spectral rigidity

The integrals appearing in the evaluation of spectral rigidity (44) are in fact finite sums. Writing them as such speeds up numerical calculations. Let us denote the limits of integration by

$E_{\min, \max} = E \mp (L/2\bar{d}(E))$. Then $(L/\bar{d}(E))\sigma = I_1 + I_2 + I_3$, where

$$I_1 = \int_{E_{\min}}^{E_{\max}} (A\epsilon + B)^2 d\epsilon = \left[\frac{A^2 \epsilon^3}{3} + AB\epsilon^2 + B^2 \epsilon \right]_{E_{\min}}^{E_{\max}}. \quad (50)$$

Suppose n_0 is the number of levels with energy $\leq E_{\min}$ and N is the number of levels between E_{\min} and E_{\max} , then

$$I_2 = \int_{E_{\min}}^{E_{\max}} n(E + \epsilon)^2 d\epsilon = n_0^2(E_{n_0+1} - E_{\min}) + (n_0 + N)^2(E_{\max} - E_{n_0+N}) + \sum_{k=1}^{N-1} (n_0 + k)^2 S_{n_0+k}. \quad (51)$$

Here, $S_{n_0+k} = E_{n_0+k+1} - E_{n_0+k}$ is the level spacing. Similarly, we have

$$\begin{aligned} \frac{I_3}{2} &= \int_{E_{\min}}^{E_{\max}} n(E + \epsilon)(A\epsilon + B)d\epsilon = B \left[n_0(E_{n_0+1} - E_{\min}) + (n_0 + N)(E_{\max} - E_{n_0+N}) + \sum_{k=1}^{N-1} (n_0 + k)S_{n_0+k} \right] \\ &\quad + \frac{A}{2} \left[n_0(E_{n_0+1}^2 - E_{\min}^2) + (n_0 + N)(E_{\max}^2 - E_{n_0+N}^2) + \sum_{k=1}^{N-1} (n_0 + k)E_{n_0+k+1}^2 - E_{n_0+k}^2 \right]. \end{aligned} \quad (52)$$

References

- [1] S. G. Rajeev and E. Ranken, *Highly nonlinear wave solutions in a dual to the chiral model*, Phys. Rev. D **93**, 105016 (2016). [2](#), [15](#)
- [2] A. M. Polyakov, *Gauge fields and strings*, Harwood Academic Publishers, Chur (1987). [2](#)
- [3] G. S. Krishnaswami and T. R. Vishnu, *On the Hamiltonian formulation and integrability of the Rajeev-Ranken model*, J. Phys. Commun. **3**, 025005 (2019). [2](#), [15](#)
- [4] G. S. Krishnaswami and T. R. Vishnu, *Invariant tori, action-angle variables and phase space structure of the Rajeev-Ranken model*, J. Math. Phys. **60**, 082902 (2019). [2](#), [15](#)
- [5] G. S. Krishnaswami and T. R. Vishnu, *Quantum Rajeev-Ranken model as an anharmonic oscillator*, J. Math. Phys. **63**, 032101 (2022). [2](#), [3](#), [4](#), [6](#), [7](#), [14](#)
- [6] W. Pauli, *Wave mechanics*, Volume 5 of Pauli's lectures on physics, Dover Publications, New York (2000). [4](#)
- [7] M.V. Berry and M. Tabor, *Level clustering in the regular spectrum*, Proc. R. Soc. A **356**, 375 (1977). [9](#)
- [8] F. Haake, *Quantum signatures of chaos*, Springer-Verlag, Berlin (2010). [10](#)
- [9] T. Guhr, A. Müller-Groeling and H. A. Weidenmüller, *Random matrix theories in quantum physics: common concepts*, Phys. Rep. **299**, 189 (1998). [10](#)
- [10] S. H. Tekur, S. Kumar and M. S. Santhanam, *Exact distribution of spacing ratios for random and localized states in quantum chaotic systems*, Phys. Rev. E **97**, 062212 (2018). [10](#)
- [11] S. H. Tekur, U. T. Bhosale and M. S. Santhanam, *Higher order spacing ratios in random matrix theory and complex quantum systems*, Phys. Rev. B **98**, 104305 (2018). [10](#)
- [12] H. J. Stöckmann, *Quantum chaos, an introduction*, Cambridge University Press, Cambridge (1999). [12](#), [14](#)
- [13] M. V. Berry, *Semi-classical theory of spectral rigidity*, Proc. R. Soc. Lond. A **400**, 229 (1985). [13](#), [15](#)
- [14] G. Casati, B. V. Chirikov and I. Guarneri, *Energy level statistics of integrable quantum systems*, Phys. Rev. Lett. **54**, 1350 (1985). [14](#)