





Unlinking symmetric quivers

Piotr Kucharski ^{*}1, Hélder Larraguível ^{†2},
Dmitry Noshchenko ^{‡3}, and Piotr Sułkowski ^{§4}

¹*Institute of Mathematics, University of Warsaw, ul. Banacha 2, 02-097 Warsaw, Poland*

²*Institute of Theoretical Physics and Mark Kac Center for Complex Systems Research,
Jagiellonian University, ul. Łojasiewicza 11, 30-348 Kraków, Poland*

³*School of Theoretical Physics, Dublin Institute for Advanced Studies, 10 Burlington Road,
Dublin 4, D04 C932, Ireland*

⁴*Faculty of Physics, University of Warsaw, ul. Pasteura 5, 02-093 Warsaw, Poland*

December 25, 2023

Abstract

We analyse the structure of equivalence classes of symmetric quivers whose generating series are equal. We consider such classes constructed using the basic operation of unlinking, which increases a size of a quiver. The existence and features of such classes do not depend on a particular quiver but follow from the properties of unlinking. We show that such classes include sets of quivers assembled into permutohedra, and all quivers in a given class are determined by one quiver of the largest size, which we call a universal quiver. These findings generalise the previous ones for permutohedra graphs for knots. We illustrate our results with generic examples, as well as specialisations related to the knots-quivers correspondence.

^{*}piotr.kucharski@mimuw.edu.pl

[†]helder.larraguivel@uj.edu.pl

[‡]dsnoshchenko@stp.dias.ie

[§]psulkows@fuw.edu.pl

Contents

1	Introduction and summary	3
2	Prerequisites	5
2.1	Unlinking and linking	6
2.2	Knots-quivers correspondence and permutohedra graphs	7
3	Monoidal structure of unlinking	8
3.1	Unlinking relations	8
3.2	Completeness Theorem	9
3.3	Generalisation to linking	11
3.4	Connector Theorem	12
3.5	Example of $(2, 1)$ -connector	14
4	Unlinking and permutohedra graphs	16
4.1	General permutohedron constructed by unlinking	17
4.2	Example – permutohedron Π_2	18
4.3	Example – permutohedron Π_3	18
4.4	Permutohedra graph constructed by unlinking	19
4.5	Example – permutohedra graph containing two Π_2	21
5	Universal quivers for permutohedra graphs constructed by unlinking	22
5.1	Proof of the Permutohedron Theorem	23
5.2	Examples – universal quivers for permutohedra Π_2 and Π_3	24
5.3	Proof of the Permutohedra Graph Theorem	26
5.4	Example – universal quiver for permutohedra graph containing two Π_2	27
6	Universal quivers for knots	27
6.1	Splitting by unlinking	28
6.2	Universal quivers for quivers coming from splitting	30
6.3	Example – universal quiver for permutohedron Π_2 for knot 4_1	31
6.4	Universal quivers for permutohedra graphs associated to knots	34
6.5	Example – universal quiver for knot 5_1	35
6.6	Example – universal quiver for knot 7_1	39
7	Future directions	44
A	Equivalent quivers and splitting for knots	46
B	Unlinking as a multi-cover skein relation	47
C	Proof of unlinking identities	48

1 Introduction and summary

Symmetric quivers play an important role in recent developments in mathematics and mathematical physics. (A quiver consists of nodes, which we label by $i = 1, \dots, m$, and arrows; it is symmetric if $\forall_{i,j} C_{ij} = C_{ji}$, where C_{ij} is the number of arrows from node i to node j .) They provide a playground for quiver representation theory and homological algebra – in particular, one can effectively determine numerical and motivic Donaldson-Thomas invariants of symmetric quivers, which characterize their moduli spaces of representations, and also encode homological dimensions of various associated algebra structures, including cohomological Hall algebras, vertex Lie algebras, and their Koszul duals [1, 2, 3, 4, 5, 6, 7, 8].

Apart from understanding structures mentioned above, our work is motivated by recent advances in quantum topology, in particular the categorification program for quantum invariants of knots and three-manifolds. This area of research includes a fascinating connection between symmetric quivers and knot (and link) homologies [9, 10, 11, 12], as well as the \widehat{Z} and F_K invariants of three-manifolds and knot complements [13, 14, 15, 16], whose categorification and connection to vertex algebras is one of the mysteries to be revealed. These developments are often referred to as the knots-quivers correspondence. In parallel, symmetric quivers turn out to play somewhat analogous role in topological string theory [17, 18]. Another interesting connection arises between the representation theory of some symmetric quivers and characters (or linear combinations thereof) of vertex operator algebras associated to rational [19, 20, 21, 22, 23] and logarithmic [24, 25] two-dimensional conformal field theories. The structures that we find in this paper should have interesting interpretations in all these contexts.

A crucial role in our work is played by the motivic generating series of a symmetric quiver, which encodes Donaldson-Thomas invariants and serves as a bridge to quantum topology in [9, 10]. Such a series depends on C_{ij} , generating parameters $\mathbf{x} = [x_1, \dots, x_m]$ (with each x_i assigned to the node i , for $i = 1, \dots, m$) and the motivic parameter q , and arises from the summation over all dimension vectors $\mathbf{d} = [d_1, \dots, d_m]$:

$$P_Q(x_1, \dots, x_m, q) = \sum_{d_1, \dots, d_m \geq 0} \frac{(-q)^{\sum_{i,j} C_{ij} d_i d_j}}{(q^2; q^2)_{d_1} \dots (q^2; q^2)_{d_m}} x_1^{d_1} \dots x_m^{d_m}, \quad (1.1)$$

where $(\xi; q^2)_n = \prod_{k=0}^{n-1} (1 - \xi q^{2k})$ is a q -Pochhammer symbol. Expressions of this form are also referred to as Nahm sums [19] or fermionic q -series [20, 21].

In what follows we assemble C_{ij} into a symmetric matrix (for readability we omit its under-diagonal part):

$$C = \begin{bmatrix} C_{11} & \cdots & C_{1i} \\ & \ddots & \vdots \\ & & C_{mm} \end{bmatrix}. \quad (1.2)$$

We often use the notation $Q = (C, \mathbf{x})$ to represent a quiver together with the corresponding generating parameters. The interpretation of C_{ij} as the numbers of arrows implies that $C_{ij} \in \mathbb{N}$, but the results presented in this paper hold more generally for $C_{ij} \in \mathbb{Q}$ – in that case we simply treat them as parameters in (1.1).

In this work we study an equivalence class of symmetric quivers which, upon appropriate

(monomial) specialisations of the generating parameters, have the same generating series:

$$Q \sim Q' \Leftrightarrow P_Q(x_1, \dots, x_m, q) = P_{Q'}(x'_1, \dots, x'_n, q) \Big|_{x'_i = q^{\alpha_{i,0}} x_1^{\alpha_{i,1}} \dots x_m^{\alpha_{i,m}}} . \quad (1.3)$$

The first example of equivalent quivers was found in [9]. In [26] equivalent quivers of the same size were studied systematically and it was shown that they form families labelled by permutohedra. In [27] it was shown that equivalent quivers can be generated by two basic operations of linking and unlinking, which change the number of nodes in a quiver, while keeping the associated generating series invariant. One special example of a quiver of a larger size and the same generating series, obtained by applying unlinking multiple times, is an infinite diagonal quiver found in [28]. In this work we conduct a thorough analysis of equivalent quivers that are generated by a basic operation of unlinking. In fact, all results from this work apply to the linking as well; we leave the study of combining operations of linking and unlinking for future work.

Our first result in this work is revealing that unlinking operations form an operator monoid with the left action on pairs (C, \mathbf{x}) . Consequently, we prove that all identities in this monoid can be derived from the finite set of basic relations between unlinkings. We also formulate the Connector Theorem, which states that any two sequences of unlinking can be extended in a way that ultimately produces the same quiver. These results provide very efficient tools to determine the structure of equivalent quivers that are produced by multiple application of unlinking. An analogous structure arises from the operation of linking.

As the second step, we introduce permutohedra structures from unlinking operation. Equivalent quivers obtained from unlinking can be assembled into permutohedra: vertices of a given permutohedron Π_n represent quivers $\{Q_\sigma\}_{\sigma \in S_n}$ that are related by operations in an associated symmetric group S_n , which interchange the numbers of arrows between various nodes of a quiver and preserve the size of the quiver (such operation corresponds to the fact that two different quivers can be unlinked to the same one). For a given quiver there may exist several such symmetry groups, so that its m equivalent quivers $\{Q_\sigma\}_{\sigma=1, \dots, m}$ form a structure that we call a permutohedra graph, which is made of several permutohedra glued together. Note that in [26] a similar structure of permutohedra graphs was found for quivers that are associated to knots via the knots-quivers correspondence. However, our current results are more general and follow from properties of unlinking operation, rather than specific features of knot generating functions discussed in [26].

Furthermore, we show that all quivers that form a permutohedron can be subsequently unlinked to the same quiver, which we call a universal quiver:

Theorem 1.1 (Permutohedron Theorem). *For any quivers $\{Q_\sigma\}_{\sigma \in S_n}$ that form permutohedron Π_n there exists a universal quiver \hat{Q} .*

We also prove that this result can be extended to the permutohedra graph that consists of several permutohedra:

Theorem 1.2 (Permutohedra Graph Theorem). *For any quivers $\{Q_\sigma\}_{\sigma=1, \dots, m}$ that form a permutohedra graph there exists a universal quiver \hat{Q} .*

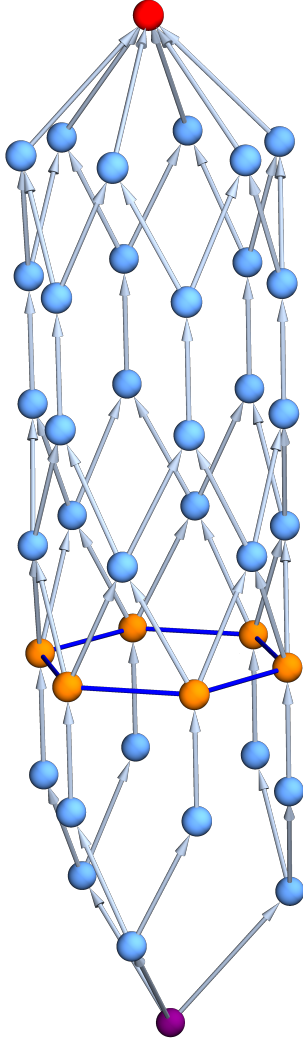


Figure 1: “Cocoon” of equivalent quivers that includes initial quiver (purple node), permutohedron Π_3 (blue edges and yellow nodes), and universal quiver (red node).

Apart from the universal quiver of larger size, from which (by the inverse operation to unlinking) every quiver in a permutohedra graph can be obtained, we conjecture that the whole permutohedra graph can be also obtained from a single quiver of a smaller size. An example of such a structure, in which quivers are represented by nodes and unlinkings by arrows, is shown in Fig. 1.

To sum up, we find that the operation of unlinking produces a large web of equivalent quivers of various size, which have the same generating series. This whole web can be reconstructed from a single universal quiver \hat{Q} . Note that, in general, the quiver generating series depends on a number of generating parameters, which are in one-to-one correspondence with nodes in a quiver. Therefore, the equality of generating series that we mentioned above involves certain identification of generating parameters assigned to those nodes in a larger quiver, which are produced by the unlinking operation. This identification follows directly from the form of unlinking.

As already mentioned above, our results are relevant not only for quiver representation theory, but also in other contexts where quivers or generating series of the form (1.1) arise. In particular, in this paper we apply the general theorems for unlinking to the knots-quivers correspondence, and relate our results to those in [26].

The paper is structured as follows. In Sec. 2 we introduce operations of unlinking and linking, and briefly review the knots-quivers correspondence as well as permutohedra graphs. In Sec. 3 we present the monoidal structure of unlinking and linking, and formulate the Connector Theorem. Sec. 4 shows how permutohedra graphs are obtained from unlinking. In Sec. 5 we show that the whole permutohedra graph can be determined from a single universal quiver. In Sec. 6 we specialize to the case of knots and explain how permutohedra graphs for knots arise from the constructions found in this paper. Finally, Sec. 7 focuses on ideas for future research.

2 Prerequisites

In this section we introduce the notation and recall basic facts about unlinking operation and the knots-quivers correspondence. As mentioned in Sec. 1, in this work we consider symmetric quivers, for which the number of arrows C_{ij} between the nodes i and j is equal to C_{ji} . We treat C_{ij} as entries of a matrix C , whose size (equal to the number of nodes in a given quiver) we typically denote by m . Of our primary interest are also generating functions (1.1) that, in addition to C_{ij} , depend also on q and on the vector of generating

parameters $\mathbf{x} = [x_1, \dots, x_m]$, with each x_i assigned to a node i . In what follows we use the notation $Q = (C, \mathbf{x})$, and sometimes, with some abuse of terminology, refer to Q as a quiver too.

2.1 Unlinking and linking

A crucial role in our consideration is played by the operations of unlinking and linking. They were introduced in [27], together with a fascinating interpretation in terms of multi-cover skein relations and 3d $\mathcal{N} = 2$ theories (see App. B for a short summary).

Linking and unlinking are operations that respectively add or remove one pair of arrows between two particular nodes i and j , as well as increase the size of a quiver by one node, which gets connected by a particular pattern of arrows to other nodes. Importantly, the quiver generating series for the enlarged quiver is equal to the generating series of the original quiver (1.1), once the generating parameter x_{m+1} assigned to a new node is appropriately identified in terms of x_i and x_j .

More precisely, for $Q = (C, \mathbf{x})$ given by

$$C = \begin{bmatrix} C_{11} & \cdots & C_{1i} & \cdots & C_{1j} & \cdots & C_{1m} \\ & \ddots & \vdots & & \vdots & & \vdots \\ & & C_{ii} & \cdots & C_{ij} & \cdots & C_{im} \\ & & & \ddots & \vdots & & \vdots \\ & & & & C_{jj} & \cdots & C_{jm} \\ & & & & & \ddots & \vdots \\ & & & & & & C_{mm} \end{bmatrix}, \quad (2.1)$$

$$\mathbf{x} = [x_1, \dots, x_i, \dots, x_j, \dots, x_m],$$

we define unlinking of distinct nodes i and j as $U(ij)Q = (U(ij)C, U(ij)\mathbf{x})$, where

$$U(ij)C = \begin{bmatrix} C_{11} & \cdots & C_{1i} & \cdots & C_{1j} & \cdots & C_{1m} & C_{1i} + C_{1j} \\ & \ddots & \vdots & & \vdots & & \vdots & \vdots \\ & & C_{ii} & \cdots & C_{ij} - 1 & \cdots & C_{im} & C_{ii} + C_{ij} - 1 \\ & & & \ddots & \vdots & & \vdots & \vdots \\ & & & & C_{jj} & \cdots & C_{jm} & C_{ij} - 1 + C_{jj} \\ & & & & & \ddots & \vdots & \vdots \\ & & & & & & C_{mm} & C_{im} + C_{jm} \\ & & & & & & & C_{ii} + C_{jj} + 2C_{ij} - 1 \end{bmatrix}, \quad (2.2)$$

$$U(ij)\mathbf{x} = [x_1, \dots, x_i, \dots, x_j, \dots, x_m, q^{-1}x_i x_j].$$

Let us stress that unlinking is symmetric in indices i and j : $U(ij) = U(ji)$. Moreover, we can perform unlinking many times which means that i and j might refer to the new nodes created in the previous unlinking. In order to prevent errors coming from the attempt of unlinking of nodes that have not been created yet, we define $U(ij)Q$ to be an empty pair $(,)$ if either i or j is not a node in Q .

Furthermore, we will express all generating parameters in terms of initial x_1, \dots, x_m , which will also allow us to keep track of all unlinkings. In order to do it, we will denote the new node coming from $U(ij)$ by (ij) and the corresponding generating parameter

$q^{-1}x_ix_j$ by (x_ix_j) . For example, if we first unlink nodes i and j , and then the new node coming from that unlinking together with node k , we will write

$$U((ij)k)U(ij)\mathbf{x} = [x_1, \dots, x_m, (x_ix_j), ((x_ix_j)x_k)] = [x_1, \dots, x_m, q^{-1}x_ix_j, q^{-2}x_ix_jx_k].$$

Note that the ordering of unlinkings imposes the ordering of new generating parameters and we will always assume that this ordering is followed. It imposes a one-to-one correspondence between the ordering of operators and the ordering in the vector of generating parameters¹, which will be useful in proving our results.

We also define linking of distinct nodes i and j as $L(ij)Q = (L(ij)C, L(ij)\mathbf{x})$, where

$$L(ij)C = \begin{bmatrix} C_{11} & \cdots & C_{1i} & \cdots & C_{1j} & \cdots & C_{1m} & C_{1i} + C_{1j} \\ & \ddots & \vdots & & \vdots & & \vdots & \vdots \\ & & C_{ii} & \cdots & C_{ij} + 1 & \cdots & C_{im} & C_{ii} + C_{ij} \\ & & & \ddots & \vdots & & \vdots & \vdots \\ & & & & C_{jj} & \cdots & C_{jm} & C_{ij} + C_{jj} \\ & & & & & \ddots & \vdots & \vdots \\ & & & & & & C_{mm} & C_{im} + C_{jm} \\ & & & & & & & C_{ii} + C_{jj} + 2C_{ij} \end{bmatrix}, \quad (2.3)$$

$$L(ij)\mathbf{x} = [x_1, \dots, x_i, \dots, x_j, \dots, x_m, x_ix_j].$$

Our main results, such as permutohedra structure of equivalent quivers and the existence of universal quivers, follow directly from properties of unlinking and linking and are exactly analogous for both operations treated separately. Because of that, in the majority of the paper (with an exception of one specific section) we will focus on unlinking and leave analysis of the structures that arise from combining both operations for future work.

2.2 Knots-quivers correspondence and permutohedra graphs

The knots-quivers correspondence, introduced in [9, 10], is the statement that for a given knot one can find a symmetric quiver, whose various characteristics reproduce invariants of the original knot. In particular, the nodes of a quiver correspond to generators of HOMFLY-PT homology of the corresponding knot, the quiver generating series (1.1) is a generating series of colored HOMFLY-PT polynomials upon appropriate identification of generating parameters x_i , and motivic Donaldson-Thomas invariants of a quiver encode LMOV invariants [29, 30, 31] of the corresponding knot. This correspondence has been proven to hold for various families of knots, such as some torus and twist knots, rational knots, and arborescent knots [9, 32, 33], and it is conjectured to hold (with some modifications for knots that do not satisfy the exponential growth property [12]) for all knots.

In fact, there are typically many quivers that correspond to the same knot. This phenomenon was found already in [9]. It was then systematically analyzed in [26], where it was shown that equivalent quivers arise from various symmetries that are generated by transpositions of the entries of a quiver matrix C . Such transpositions generate permutation groups, and in consequence equivalent quivers are in one-to-one correspondence with vertices of permutohedra, while edges of such permutohedra represent the above mentioned

¹This applies also to vectors without brackets, but we use them to make everything more explicit.

transpositions. A given quiver may encode several such permutation groups, and in consequence its equivalent quivers correspond to vertices of the permutohedra graph, which is obtained from combining appropriate permutohedra together. For more details see App. A, which will serve as a reference for Sec. 6, where we will show that permutohedra graphs constructed in [26] are special cases of permutohedra graphs analysed in this work, which will lead us to analogues of Theorems 1.1 and 1.2.

3 Monoidal structure of unlinking

In this section we introduce the operator monoid of unlinking operations for quivers and study its properties in detail. We list basic relations and show that all other relations can be expressed by them. We also propose a generalisation to linking. Furthermore, we prove that any two sequences of unlinking can be amended by other sequences in a way that they form a relation and illustrate it with an example.

3.1 Unlinking relations

We can treat unlinking $U(ij)$ (and, similarly, linking) defined in Sec. 2.1 as operator acting on the set of pairs (C, \mathbf{x}) , where $U(ij)(C, \mathbf{x})$ is given by (2.2) if both i and j are nodes of the corresponding quiver, otherwise it is an empty pair $(,)$. The annihilation condition may seem rather arbitrary, but it provides consistency for the definition to follow.

Definition 3.1. *Consider the set $\{U(ij)\}$ where i and j run through a universal alphabet \mathcal{A} (we assume that the set of nodes of any quiver is labelled by this alphabet). If we complete this set by an element $U(\emptyset)$ which acts on any quiver as an identity (by definition), then its closure under composition operation*

$$\mathcal{U} := (\{U(ij)\}_{i,j \in \mathcal{A}} \cup \{U(\emptyset)\}, \circ) \quad (3.1)$$

is an operator monoid, which we call the unlinking monoid.

Elements of \mathcal{U} are sequences of unlinking of the form

$$\mathbf{U}(\mathbf{ij}) = U(i_n j_n) \dots U(i_2 j_2) U(i_1 j_1), \quad (3.2)$$

where the indices may be repeated, and application of operations goes from right to left. The operator identity between two elements in this monoid will be called a relation, and it is basic if it cannot be derived from other relations.² Using this notation, a generic relation in \mathcal{U} can be compactly written as

$$\mathbf{U}(\mathbf{ij}) = \mathbf{U}(\mathbf{kl}). \quad (3.3)$$

When we write this equation, we assume that $m = n$ because if two sequences of unlinking had different lengths, their application to the same quiver would yield two quivers of

²This is conceptually different from relations between quivers – operator identity is assumed to hold for an arbitrary symmetric quiver, i.e. is independent from either choice of adjacency matrix or a vector of variables.

different sizes. Note that such equalities put severe constraints on indices (ij) and (jk) . It turns out that in \mathcal{U} identifications of the form (3.3) have an intricate structure, and the rest of the paper is devoted to their thorough analysis. In turn, when applied to a particular quiver, these yield non-trivial q -identities between their generating series (1.1).

In the rest of this section we assume that Q is an arbitrary quiver and (i, j, k, l) is a quadruple of *distinct* nodes of Q . We proceed to our first important result.

Proposition 3.2. *The following basic relations for unlinking hold:*

$$U(kl)U(ij) = U(ij)U(kl) \quad (3.4a)$$

$$U((ij)k)U(jk)U(ij) = U(i(jk))U(ij)U(jk) \quad (3.4b)$$

$$U(jk)U((ij)k)U(ij) = U(ij)U(i(jk))U(jk) \quad (3.4c)$$

The proof goes by a straightforward computation, which is presented in App. C. Remarkably, the two unlinkings do not commute if there is a repeated index:

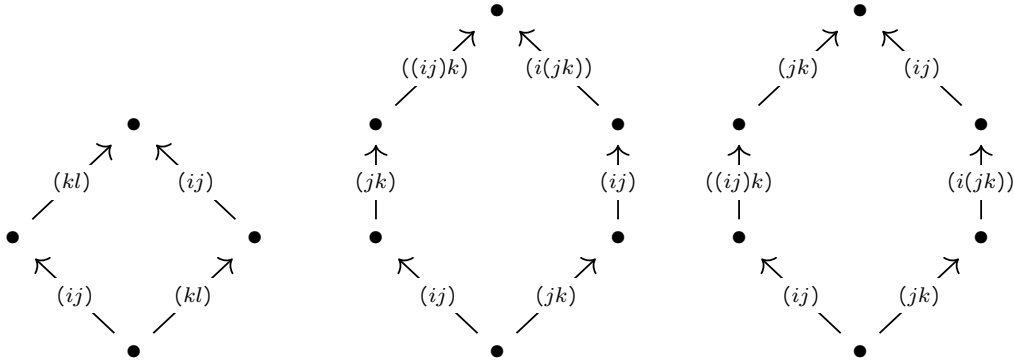
$$U(jk)U(ij) \neq U(jk)U(ij). \quad (3.5)$$

The resulting quivers

$$U(jk)[U(ij)Q], \quad U(ij)[U(jk)Q] \quad (3.6)$$

differ by one pair of arrows between nodes (ij) and k on one side and between nodes i and (jk) on the other. However, we can unlink this extra pair of arrows using $U((ij)k)$ and $U(i(jk))$ respectively and obtain a non-trivial relation which cannot be reduced to a simpler one (again, we refer the reader to App. C for the details).

Remark 3.3. *We call the relation (3.4a) the square and relations (3.4b-3.4c) the hexagons, which refer to the shapes they form in the diagrams, where an arrow labelled by (ab) corresponds to application of $U(ab)$ in which the new node (ab) is created:*



The operators $U((ij)k)$ and $U(i(jk))$ from the hexagon relation will be called *associativity unlinkings*. Note that they differ by a position of inner bracket (which corresponds to the unlinking that acts first) and nodes $((ij)k)$ and $(i(jk))$ can be identified.

3.2 Completeness Theorem

After showing that relations (3.4a-3.4c) hold, we will prove that this list is complete and there are no other basic relations formed by unlinkings.

Theorem 3.4 (Completeness Theorem). *For every relation $U(\mathbf{ij}) = U(\mathbf{kl})$ there exists a sequence of square and hexagon moves which transforms $U(\mathbf{ij})$ into $U(\mathbf{kl})$, and vice versa.*

Proof. Denote $Q_{(\mathbf{ij})} = (C_{(\mathbf{ij})}, \mathbf{x}_{(\mathbf{ij})}) = U(\mathbf{ij})Q$ and $Q_{(\mathbf{kl})} = (C_{(\mathbf{kl})}, \mathbf{x}_{(\mathbf{kl})}) = U(\mathbf{kl})Q$. We assume that the ordering in $\mathbf{x}_{(\mathbf{ij})}$ and $\mathbf{x}_{(\mathbf{kl})}$ follows the order of unlinkings in $U(\mathbf{ij})$ and $U(\mathbf{kl})$ respectively

The relation $U(\mathbf{ij}) = U(\mathbf{kl})$ implies that $C_{(\mathbf{kl})} = \pi C_{(\mathbf{ij})}$ and $\mathbf{x}_{(\mathbf{kl})} = \pi \mathbf{x}_{(\mathbf{ij})}$, where π is a permutation. Every permutation can be expressed in terms of transpositions of the neighbouring elements:

$$\pi = \tau_1 \tau_2 \dots \tau_t. \quad (3.7)$$

If all indices that are mixed by τ_i are different

$$\tau_i[\dots, (x_{i_1} x_{i_2}), (x_{i_3} x_{i_4}), \dots] = [\dots, (x_{i_3} x_{i_4}), (x_{i_1} x_{i_2}), \dots], \quad (3.8)$$

then it corresponds to the square move and its action is neutral for all other entries of the bracketed vector. If two indices that are mixed by τ_i are the same, then in the bracketed vector there must be a corresponding associativity unlinking (in other case we would violate $C_{(\mathbf{kl})} = \pi C_{(\mathbf{ij})}$)³ and τ_i represents one of the hexagon moves (that includes also the associativity move which is invisible for the unbracketed vectors):

$$\begin{aligned} \tau_i[\dots, (x_{i_1} x_{i_2}), (x_{i_2} x_{i_3}), ((x_{i_1} x_{i_2}) x_{i_3}), \dots] &= [\dots, (x_{i_2} x_{i_3}), (x_{i_1} x_{i_2}), (x_{i_1} (x_{i_2} x_{i_3})), \dots], \\ \tau_i[\dots, (x_{i_1} x_{i_2}), ((x_{i_1} x_{i_2}) x_{i_3}), (x_{i_2} x_{i_3}), \dots] &= [\dots, (x_{i_2} x_{i_3}), (x_{i_1} (x_{i_2} x_{i_3})), (x_{i_1} x_{i_2}), \dots]. \end{aligned}$$

The other options are excluded by requirement that we unlink different nodes.

We know that

$$\mathbf{x}_{(\mathbf{kl})} = \pi \mathbf{x}_{(\mathbf{ij})} = \tau_1 \tau_2 \dots \tau_t \mathbf{x}_{(\mathbf{ij})}, \quad (3.9)$$

and since operators and vectors of generating parameters and in one-to-one correspondence, we have

$$U(\mathbf{kl}) = \tau_1 \tau_2 \dots \tau_t U(\mathbf{ij}), \quad (3.10)$$

where each τ_i is understood as a square or hexagon move. This confirms that list of basic relations is complete. \square

Example 3.1. Below we illustrate the above theorem with an example. Consider the following relation between two sequences of unlinking

$$U((\mathbf{ij})(\mathbf{jk}))U((\mathbf{ij})\mathbf{k})U(\mathbf{jk})U(\mathbf{ij}) = U(\mathbf{j}(i(\mathbf{jk})))U(\mathbf{ij})U(i(\mathbf{jk}))U(\mathbf{jk}). \quad (3.11)$$

We can express the permutation π explicitly in terms of two transpositions:

$$\pi = \tau_1 \tau_2, \quad (3.12)$$

³One may ask about the position of the associativity unlinking – in principle it does not have to be immediately after or between the corresponding pair of unlinkings, it can be moved by other hexagon or square moves. However, in that case there exist a sequence of transpositions such that the associativity unlinking is immediately after or between the the corresponding pair of unlinkings and all other cases would violate $C_{(\mathbf{kl})} = \pi C_{(\mathbf{ij})}$.

reducing the proof of (3.11) to applying a basic relation twice. The first transposition exchanges $U(ij)$ and $U(jk)$, and requires a hexagon move:

$$\begin{aligned} & U((ij)(jk))U((ij)k)U(jk)U(ij) \\ & \quad \downarrow \tau_1 \\ & U((ij)(jk))U(i(jk))U(ij)U(jk). \end{aligned} \tag{3.13}$$

Note that τ_1 does not simply exchange $U(ij)$ and $U(jk)$, but also swaps the associativity unlinking, which is required by (3.4b). The second transposition exchanges $U(ij)$ with $U(i(jk))$:

$$\begin{aligned} & U((ij)(jk))U(i(jk))U(ij)U(jk) \\ & \quad \downarrow \tau_2 \\ & U(j(i(jk)))U(ij)U(i(jk))U(jk), \end{aligned} \tag{3.14}$$

which is an application of the relation (3.4b). The associativity unlinking changes into $U(j(i(jk)))$, since $(i(jk))$ is the node which has been created before. This shows how (3.11) follows from the basic relations (3.4a-3.4c).

3.3 Generalisation to linking

Proposition 3.5. *The set of unlinking relations (3.4a-3.4c) can be extended to the following three groups of relations:*

$$\begin{aligned} U(kl)U(ij) &= U(ij)U(kl) \\ L(kl)L(ij) &= L(ij)L(kl) \\ L(kl)U(ij) &= U(ij)L(kl) \end{aligned} \tag{3.15}$$

$$\begin{aligned} U((ij)k)U(jk)U(ij) &= U(i(jk))U(ij)U(jk) \\ U(jk)U((ij)k)U(ij) &= U(ij)U(i(jk))U(jk) \\ L((ij)k)L(jk)L(ij) &= L(i(jk))L(ij)L(jk) \\ L(jk)L((ij)k)L(ij) &= L(ij)L(i(jk))L(jk) \end{aligned} \tag{3.16}$$

$$\begin{aligned} U(j(k(ij)))L((ij)k)L(jk)U(ij) &= U((ij)(jk))U(i(jk))U(ij)L(jk) \\ L((ij)(jk))L((ij)k)L(jk)U(ij) &= L(j(i(jk)))U(i(jk))U(ij)L(jk) \\ U((ij)(jk))L(jk)L((ij)k)U(ij) &= U(j(i(jk)))U(ij)U(i(jk))L(jk) \\ L(j(k(ij)))L(jk)L((ij)k)U(ij) &= L((ij)(jk))U(ij)U(i(jk))L(jk) \\ L(j(k(ij)))U((ij)k)U(jk)L(ij) &= L((ij)(jk))L(i(jk))L(ij)U(jk) \\ U((ij)(jk))U((ij)k)U(jk)L(ij) &= U(j(i(jk)))L(i(jk))L(ij)U(jk) \\ L((ij)(jk))U(jk)U((ij)k)L(ij) &= L(j(i(jk)))L(ij)L(i(jk))U(jk) \\ U(j(k(ij)))U(jk)U((ij)k)L(ij) &= U((ij)(jk))L(ij)L(i(jk))U(jk) \end{aligned} \tag{3.17}$$

We will omit the proof as it is a straightforward computation (it is done in App. C for the case of pure unlinking). It is important to stress that relations (3.15-3.17) are mutually independent and cannot be reduced to simpler relations. It follows from the fact that relations (3.15-3.17) provide the minimal numbers (2, 3 and 4, respectively) of operations needed to commute one unlinking or linking with another, as can be checked directly by applying these operations step-wise to a quiver whose set of nodes includes $\{i, j, k, l\}$ as a subset.

In the rest of the paper we will focus on unlinking (the case of linking is completely analogous) and leave the analysis of combined unlinking and linking to the future research. We also note that it would be very interesting to recognise some familiar algebraic object behind the relations (3.15-3.17).

3.4 Connector Theorem

In Sec. 3.1 and 3.2 we presented the list of basic relations and proved that it is complete. Now we will show that any two sequences of unlinking can be amended by other sequences in a way that they form a relation.

Definition 3.6. *Given any two sequences of unlinking $\mathbf{U}(\mathbf{ij}) = U(i_n j_n) \dots U(i_2 j_2) U(i_1 j_1)$ and $\mathbf{U}(\mathbf{kl}) = U(k_m l_m) \dots U(k_2 l_2) U(k_1 l_1)$ (we will call them initial unlinkings) of length n and m , a pair of sequences of unlinking $\mathbf{U}(\mathbf{i'j'}) = U(i'_n j'_n) \dots U(i'_2 j'_2) U(i'_1 j'_1)$ and $\mathbf{U}(\mathbf{k'l'}) = U(k'_m l'_m) \dots U(k'_2 l'_2) U(k'_1 l'_1)$ is called an (n, m) -connector if*

$$\mathbf{U}(\mathbf{k'l'})\mathbf{U}(\mathbf{ij}) = \mathbf{U}(\mathbf{i'j'})\mathbf{U}(\mathbf{kl}). \quad (3.18)$$

In the following we want to show the existence of a finite (n, m) -connector for any $n, m \in \mathbb{Z}_+$. In order to do it, we will start from proving three lemmas.

Lemma 3.7. *For any two unlinkings there exists a finite $(1, 1)$ -connector.*

Proof. For two unlinkings that do not share an index (i.e. unlinkings of the form $U(ij)$, $U(kl)$), the $(1, 1)$ -connector is given by the square relation:

$$U(kl)U(ij) = U(ij)U(kl), \quad (3.19)$$

hence $\mathbf{U}(\mathbf{k'l'})} = U(kl)$, $\mathbf{U}(\mathbf{ij})} = U(ij)$, $\mathbf{U}(\mathbf{i'j'})} = U(ij)$, $\mathbf{U}(\mathbf{kl})} = U(kl)$.

For two unlinkings that do share an index (i.e. unlinkings of the form $U(ij)$, $U(jk)$), the $(1, 1)$ -connector is given by the hexagon relation:

$$U((ij)k)U(jk)U(ij) = U(i(jk))U(ij)U(jk), \quad (3.20)$$

so $\mathbf{U}(\mathbf{k'l'})} = U((ij)k)U(jk)$, $\mathbf{U}(\mathbf{ij})} = U(ij)$, $\mathbf{U}(\mathbf{i'j'})} = U(i(jk))U(ij)$, $\mathbf{U}(\mathbf{kl})} = U(jk)$. \square

Basing on Lemma 3.7, we will write an algorithm for constructing any (n, m) -connector by sequential creation of $(1, 1)$ -connectors.

Definition 3.8. *We define the Connector Algorithm as follows:*

1. Start from $U(i_1j_1)$ and $U(k_1l_1)$ and apply $(1,1)$ -connector. Create the set of identities which contains the resulting equality.
2. For $p > 1$, do the following loop:
 - (a) Take all sequences of unlinking from the set of identities and cut them at length p (take first p unlinkings from each of them).
 - (b) Create the (ordered) list of sequences of unlinking of length p as follows:
 - i. If $p > n$, start from the sequence containing $U(\mathbf{ij})$; if $p \leq n$, use the first p unlinkings: $U(i_pj_p) \dots U(i_2j_2)U(i_1j_1)$.
 - ii. The next sequence on the list is the one that differs from the previous one by an application of $(1,1)$ -connector or by the last unlinking in the sequence.
 - iii. If $p > n$, the last sequence on the list is the one containing $U(\mathbf{kl})$; if $p \leq m$, it is $U(k_pl_p) \dots U(k_2l_2)U(k_1l_1)$.
 - (c) From the list of sequences of length p take all pairs which share the first $p-1$ unlinkings and apply $(1,1)$ -connector to each pair. Add the resulting equalities to the set of identities. Include also equalities coming from combining different identities and the identification of nodes that differ only by bracketing (e.g. $(1(23))$ and $((12)3)$ are the same node).
 - (d) If the set of identities contains $U(\mathbf{k'l'})U(\mathbf{ij}) = U(\mathbf{i'j'})U(\mathbf{kl})$ for some sequences of unlinking $U(\mathbf{k'l'})$ and $U(\mathbf{i'j'})$, stop.
 - (e) Increase p by 1.

Definition 3.9. A descendant of a given sequence of unlinkings $U(i_nj_n) \dots U(i_2j_2)U(i_1j_1)$ is any sequence of unlinkings that is created in the Connector Algorithm and starts from $U(i_nj_n) \dots U(i_2j_2)U(i_1j_1)$.

Lemma 3.7 guarantees that the Connector Algorithm cannot stop for any reason other than constructing the (n, m) -connector. The next two lemmas will show that the Connector Algorithm cannot lead to an infinite process, which in turn will show the existence of a finite (n, m) -connector.

Lemma 3.10. In the Connector Algorithm every application of the $(1,1)$ -connector is unique. In other words, no $(1,1)$ -connector can appear in this process twice if we differentiate between the initial unlinkings that unlink the same nodes.⁴

Proof. Without loss of generality, we assume that a given $(1,1)$ -connector is applied to unlinkings $U(ab)$ and $U(cd)$ at the end of two sequences of length p (we do not assume that a, b, c, d are all different indices). Then we know that all their descendants have either $U(ab)$ or $U(cd)$ as p -th unlinking, and the other one further in the sequence (i.e. it is r -th unlinking in the sequence, with $r > p$). This means that in further steps of the algorithm $U(ab)$ and $U(cd)$ cannot appear in the same $(1,1)$ -connector. On the other hand, all other sequences of unlinking are either before or after them on the lists of sequences. Those before have $U(ab)$ and $U(cd)$ in one order, and those after have them in the reversed order. In consequence, the $(1,1)$ -connector between $U(ab)$ and $U(cd)$ cannot appear again. \square

⁴For example, in $U(i_2j_2)U(i_1j_1) = U(12)U(12)$ we treat $U(i_2j_2)$ and $U(i_1j_1)$ as different.

Lemma 3.11. *Only indices from the initial unlinkings can be repeated indices in $(1, 1)$ -connectors that appear in the Connector Algorithm.*

Proof. We prove the lemma indirectly. Without loss of generality, we assume that the index (ab) (referring to the node that was produced in $U(ab)$) is repeated in the $(1, 1)$ -connector between $U((ab)c)$ and $U((ab)d)$. Moreover, we assume that $U(bc)$ is before $U(bd)$ in the initial sequence of unlinkings.

The $(1, 1)$ -connector between $U((ab)c)$ and $U((ab)d)$ can appear only for descendants of the sequences appearing in the $(1, 1)$ -connector between $U(ab)$ and $U(bc)$ with $U(ab)$ being before $U(bc)$ in the sequence of unlinkings (see Remark 3.3). However, this means that $U(ab)$ does not appear further in the sequence and cannot meet $U(bd)$ to create $U((ab)d)$ in the $(1, 1)$ -connector realised by the hexagon relation. \square

Theorem 3.12 (Connector Theorem). *For any two sequences of unlinking of length n and m there exist a finite (n, m) -connector.*

Proof. We prove the theorem indirectly. Let us assume that for given two sequences of unlinking of length n and m the Connector Algorithm never stops. From Lemma 3.10 we know that every $(1, 1)$ -connector is unique, therefore there must be an infinite number of hexagons that create new nodes. However, from Lemma 3.11 we know that only indices from the initial unlinkings can be repeated indices in $(1, 1)$ -connectors that appear in the Connector Algorithm, so only a finite number of different hexagons can be created in this way. We arrive at a contradiction, which means that the Connector Algorithm has to stop. Lemma 3.7 guarantees that the Connector Algorithm cannot stop for any reason other than constructing the (n, m) -connector, which proves the theorem. \square

3.5 Example of $(2, 1)$ -connector

Let us illustrate the action of the Connector Algorithm with the example of $(2, 1)$ -connector between $\mathbf{U}(ij) = U(45)U(12)$ and $\mathbf{U}(kl) = U(23)$. Using the notation from Sec. 3.4, we have:

- $n = 2$, $U(i_1j_1) = U(12)$, $U(i_2j_2) = U(45)$ ($i_1 = 1, j_1 = 2$, $i_2 = 4$, $j_2 = 5$),
- $m = 1$, $U(k_1l_1) = U(23)$, ($k_1 = 2$, $l_1 = 3$).

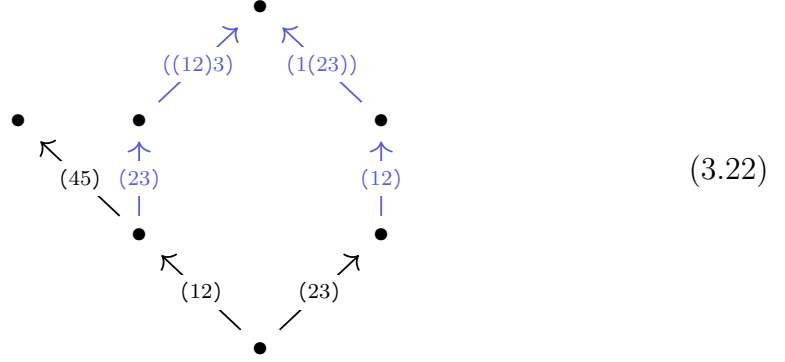
The Connector Algorithm runs as follows:

1. We start from $U(i_1j_1) = U(12)$ and $U(k_1l_1) = U(23)$ and apply $(1, 1)$ connector. Since 2 is a repeated index, we obtain

$$U((12)3)U(23)U(12) = U(1(23))U(12)U(23), \quad (3.21)$$

which we add to the newly created set of identities. Graphically, the outcome can

be represented as

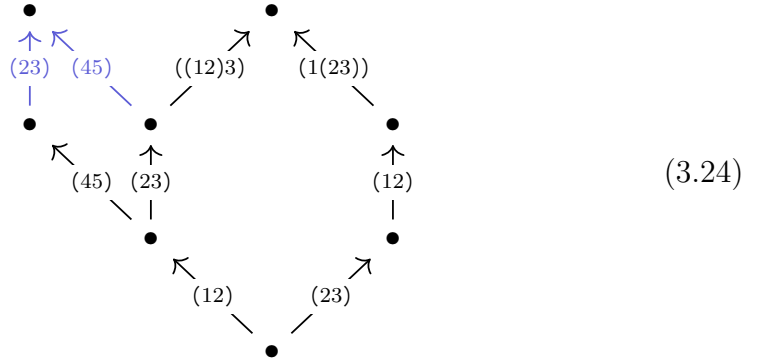


2. For $p = 2$, we do the following steps:

- (a) Take sequences $U((12)3)U(23)U(12)$ and $U(1(23))U(12)U(23)$, and cut them at length 2, which results in $U(23)U(12)$ and $U(12)U(23)$.
- (b) We build our ordered list of sequences:
 - i. We start from $\mathbf{U}(ij) = U(45)U(12)$.
 - ii. The next one is $U(23)U(12)$, because it differs from $U(45)U(12)$ by the last unlinking.
 - iii. The last one is $U(12)U(23)$; it differs from $U(23)U(12)$ by an application of $(1, 1)$ -connector and it contains $\mathbf{U}(kl) = U(23)$.
- (c) From our list of sequences $(U(45)U(12), U(23)U(12), U(12)U(23))$ we take the pair $(U(45)U(12), U(23)U(12))$ and apply the $(1, 1)$ -connector. Since there is no repeated index, we obtain

$$U(23)U(45)U(12) = U(45)U(23)U(12), \quad (3.23)$$

which we add to the set of identities. Graphically, the outcome can be shown as (with the newly added part shown in blue)



3. For $p = 3$, we do the following steps:

- (a) Our set of identities

$$\begin{aligned} & \{ U((12)3)U(23)U(12) = U(1(23))U(12)U(23), \\ & U(23)U(45)U(12) = U(45)U(23)U(12) \} \end{aligned} \quad (3.25)$$

is given by sequences of length 3, so we do not need to cut them.

(b) We build our list of sequences in the same way as before and get

$$(U(23)U(45)U(12), U(45)U(23)U(12), \\ U((12)3)U(23)U(12), U(1(23))U(12)U(23)).$$

(c) From our list of sequences we take the pair

$$(U(45)U(23)U(12), U((12)3)U(23)U(12))$$

and apply the $(1, 1)$ -connector. Since there is no repeated index, we obtain

$$U((12)3)U(45)U(23)U(12) = U(45)U((12)3)U(23)U(12). \quad (3.26)$$

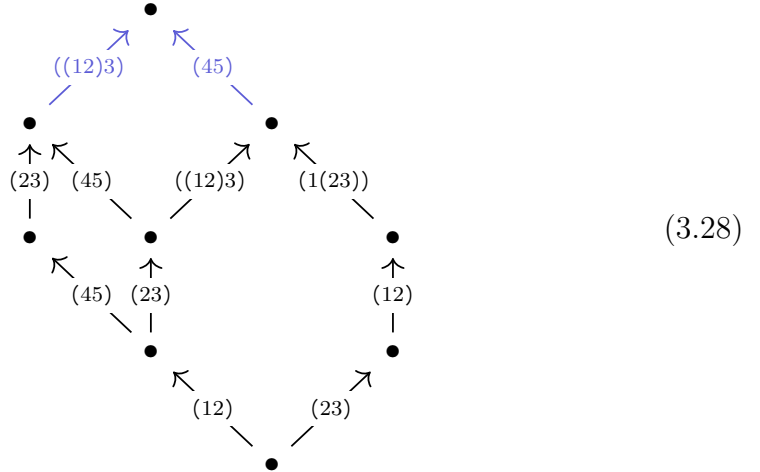
Combining it with (3.25), we obtain the following identities:

$$\begin{aligned} U((12)3)U(23)U(45)U(12) &= U((12)3)U(45)U(23)U(12) \\ &= U(45)U((12)3)U(23)U(12) \\ &= U(45)U(1(23))U(12)U(23). \end{aligned} \quad (3.27)$$

(d) The set of identities contains

$$U((12)3)U(23)U(45)U(12) = U(45)U(1(23))U(12)U(23),$$

which is $U(k'l')U(ij) = U(i'j')U(kl)$ for $U(k'l') = U((12)3)U(23)$ and $U(i'j') = U(45)U(1(23))U(12)$, so the Connector Algorithm stops. The final stage is depicted as



4 Unlinking and permutohedra graphs

In this section we show how permutohedra graphs, first discovered in the context of the knots-quivers correspondence, arise from unlinking of generic quivers. We define a permutohedron constructed by unlinking using the tools from Sec. 3, and then propose a systematic procedure to obtain a large class of permutohedra graphs made of several permutohedra.

4.1 General permutohedron constructed by unlinking

Permutohedra graphs for symmetric quivers were introduced in the context of the knots-quivers correspondence as graphs that encode equivalent quivers for the same knot (see Sec. 2.2, App. A, and [26]). However, in this paper we undertake a different approach based only on the properties of unlinking. This suggests the following general definition:

Definition 4.1. For $n \in \mathbb{Z}_+$, let Q be a quiver with at least $n + 1$ vertices. Choose $n + 1$ distinct vertices of Q , denote them as $\iota, j_1, j_2, \dots, j_n$, and consider quivers

$$Q_\sigma = U(\iota j_{\sigma(n)}) \dots U(\iota j_{\sigma(2)}) U(\iota j_{\sigma(1)}) Q \quad (4.1)$$

for all permutations $\sigma \in S_n$. We say that such $\{Q_\sigma\}_{\sigma \in S_n}$ form permutohedron Π_n .

We can see that in this construction permutations are very explicit – the connection with the associated polytope Π_n can be seen in the following statement.

Proposition 4.2. If quivers $\{Q_\sigma\}_{\sigma \in S_n}$ form permutohedron Π_n , then there exists a bijection $\phi : \{Q_\sigma\}_{\sigma \in S_n} \rightarrow \Pi_n$ such that:

- Each quiver corresponds to a different vertex of the permutohedron Π_n .
- Each pair of quivers that differ by a transposition of neighbouring unlinkings corresponds to an edge of the permutohedron Π_n .

Moreover, the pair of quivers connected by an edge can be unlinked to the same quiver by a single unlinking.

Proof. The map ϕ given by

$$\{Q_\sigma\}_{\sigma \in S_n} \ni U(\iota j_{\sigma(n)}) \dots U(\iota j_{\sigma(2)}) U(\iota j_{\sigma(1)}) Q = Q_\sigma \xrightarrow{\phi} \sigma \in \Pi_n$$

is a bijection in which each quiver corresponds to a different vertex of the permutohedron Π_n and each pair of quivers that differ by a transposition of neighbouring unlinkings corresponds to an edge of the permutohedron Π_n .

Therefore, we need to show that for any $k \in \{1, 2, \dots, n-1\}$ a pair of quivers⁵

$$\dots U(\iota j_{\sigma(k+1)}) U(\iota j_{\sigma(k)}) \dots Q \quad \text{and} \quad \dots U(\iota j_{\sigma(k)}) U(\iota j_{\sigma(k+1)}) \dots Q$$

can be unlinked to the same quiver.

Consider unlinkings $U((j_{\sigma(k)} \iota) j_{\sigma(k+1)})$ and $U(j_{\sigma(k)} (\iota j_{\sigma(k+1)}))$. Since nodes $j_{\sigma(k)}, j_{\sigma(k+1)}, (j_{\sigma(k)} \iota), (\iota j_{\sigma(k+1)})$ are not unlinked by operators located on the left of transposed pair⁶, they all commute with unlinkings $U((j_{\sigma(k)} \iota) j_{\sigma(k+1)})$ and $U(j_{\sigma(k)} (\iota j_{\sigma(k+1)}))$. In consequence the hexagon relation leads to

$$\begin{aligned} & U((j_{\sigma(k)} \iota) j_{\sigma(k+1)}) \dots U(\iota j_{\sigma(k+1)}) U(\iota j_{\sigma(k)}) \dots Q \\ &= \dots U((j_{\sigma(k)} \iota) j_{\sigma(k+1)}) U(\iota j_{\sigma(k+1)}) U(\iota j_{\sigma(k)}) \dots Q \\ &= \dots U(j_{\sigma(k)} (\iota j_{\sigma(k+1)})) U(\iota j_{\sigma(k)}) U(\iota j_{\sigma(k+1)}) \dots Q \\ &= U(j_{\sigma(k)} (\iota j_{\sigma(k+1)})) \dots U(\iota j_{\sigma(k)}) U(\iota j_{\sigma(k+1)}) \dots Q. \end{aligned} \quad (4.2)$$

This means that each edge of the permutohedron corresponds to a pair of quivers that can be unlinked to the same quiver, which we wanted to show. \square

⁵We use shorter notation to denote quivers $U(\sigma(n) \iota) \dots U(\iota j_{\sigma(k+1)}) U(\iota j_{\sigma(k)}) \dots U(\sigma(1) \iota) Q$ and $U(\sigma(n) \iota) \dots U(\iota j_{\sigma(k)}) U(\iota j_{\sigma(k+1)}) \dots U(\sigma(1) \iota) Q$ respectively.

⁶These operators are $U(\iota j_{\sigma(n)}), U(\iota j_{\sigma(n-1)}), \dots, U(\iota j_{\sigma(k+3)}), U(\iota j_{\sigma(k+2)})$.

4.2 Example – permutohedron Π_2

Let us illustrate Definition 4.1 and Proposition 4.2 with the example of permutohedron Π_2 . We have $n = 2$ and consider arbitrary quiver Q with at least 3 nodes. We pick three nodes of Q , denote them as ι, j_1, j_2 , and consider quivers

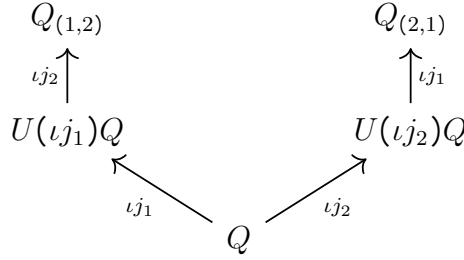
$$Q_{(1,2)} = U(\iota j_2)U(\iota j_1)Q, \quad Q_{(2,1)} = U(\iota j_1)U(\iota j_2)Q, \quad (4.3)$$

where $(1, 2)$ and $(2, 1)$ are permutations of two elements. Comparing with Definition 4.1, we can see that quivers $Q_{(1,2)}$ and $Q_{(2,1)}$ form permutohedron Π_2 .

Moving to Proposition 4.2, we can see that the map ϕ given by

$$\begin{aligned} U(\iota j_2)U(\iota j_1)Q &= Q_{(1,2)} \xrightarrow{\phi} (1, 2) \in \Pi_2, \\ U(\iota j_1)U(\iota j_2)Q &= Q_{(2,1)} \xrightarrow{\phi} (2, 1) \in \Pi_2 \end{aligned} \quad (4.4)$$

is a bijection in which each quiver corresponds to a vertex of the permutohedron Π_2 . Moreover, $Q_{(1,2)}$ and $Q_{(2,1)}$ are connected by transposition of $U(\iota j_1)$ and $U(\iota j_2)$, which corresponds to an edge of the permutohedron connecting these vertices:



Finally, from the hexagon relation we know that

$$U(j_2(\iota j_1))U(\iota j_2)U(\iota j_1) = U((j_2 \iota)j_1)U(\iota j_1)U(\iota j_2), \quad (4.5)$$

so $Q_{(1,2)}$ and $Q_{(2,1)}$ can be unlinked to the same quiver by one unlinking:

$$U(j_2(\iota j_1))Q_{(1,2)} = U((j_2 \iota)j_1)Q_{(2,1)}. \quad (4.6)$$

4.3 Example – permutohedron Π_3

Let us move to permutohedron Π_3 and show how it is created by unlinkings. Following Definition 4.1, we consider $U(\iota j_{\sigma(3)})U(\iota j_{\sigma(2)})U(\iota j_{\sigma(1)})Q$ for all permutations $\sigma \in S_3$ and generic quiver Q (we only assume that it contains at least four nodes). If we relabel (j_1, j_2, j_3) as (j, k, l) , the application of three unlinkings in different order can be represented by the top-left diagram in Fig. 2.

Now we can verify that it indeed satisfies the two properties from Proposition 4.2. The end nodes of this initial “skeleton” correspond to six elements of Π_3 . Each pair of neighbouring operators can be appended once to yield an identity (applying this to quivers, it means that those which form an edge of permutohedron, can be unlinked once to the same quiver). In order to show it, we can start from computing the connector between $U(\iota l)U(\iota k)U(\iota j)$ and $U(\iota k)U(\iota l)U(\iota j)$, which amounts to applying the hexagon relation

$$U(\iota l(\iota k))U(\iota l)U(\iota k)U(\iota j) = U(k(\iota l))U(\iota k)U(\iota l)U(\iota j). \quad (4.7)$$

Applying this to every permutation of (j, k, l) , we get the top-right diagram in Fig. 2. We still have to connect other transpositions of neighbouring operators, such as

$$U(\iota l)U(\iota k)U(\iota j) \leftrightarrow U(\iota l)U(\iota j)U(\iota k).$$

From the proof of Proposition 4.2 we know that it can be done by application of

$$U(k(\iota j))U(\iota l)U(\iota k)U(\iota j) = U(j(\iota k))U(\iota l)U(\iota j)U(\iota k). \quad (4.8)$$

This gives the filled-in diagram shown in Fig. 2, bottom.

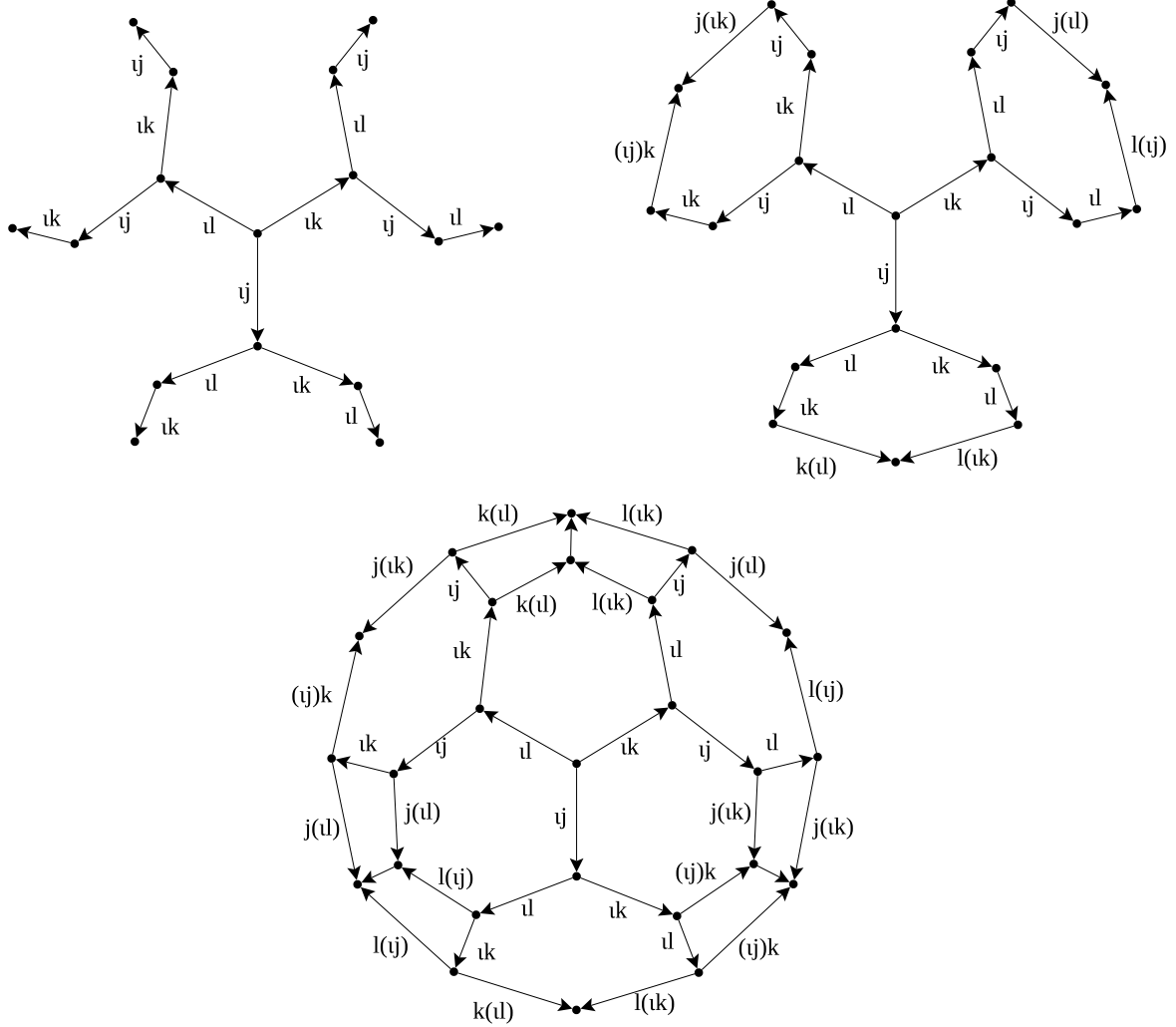


Figure 2: Three stages of the permutohedron Π_3 from unlinking.

At this point our job is done – we thus have constructed permutohedron Π_3 , determined how the nodes are organized, and what unlinkings have to be performed for them to be pairwise connected.

4.4 Permutohedra graph constructed by unlinking

In [26] there is an analysis of graphs made of several permutohedra glued together and corresponding to the same knot. We will follow this path, but using only quivers and unlinking.

Definition 4.3. We say that quivers $\{Q_\sigma\}_{\sigma=1,\dots,m}$ form a permutohedra graph if

- $\{Q_\sigma\}_{\sigma=1,\dots,m}$ is a union of sets of quivers $\{Q_\rho\}_{\rho \in S_{n_v}}$ that form permutohedra Π_{n_v} .⁷

$$\{Q_\sigma\}_{\sigma=1,\dots,m} = \bigcup_v \{Q_\rho\}_{\rho \in S_{n_v}}$$

- The graph associated to $\{Q_\sigma\}_{\sigma=1,\dots,m}$ by bijection ϕ is connected.

Let us see how we can build a large class of permutohedra graphs by applying unlinking to a generic quiver.

Proposition 4.4. Consider a tree (i.e. a connected acyclic undirected graph) with p vertices and assign a permutation group S_{n_v} , $n_v \in \mathbb{Z}_+$, to each vertex v and a pair of permutations $\pi_v \in S_{n_v}, \pi_w \in S_{n_w}$ to an edge connecting vertices v and w . If we fix a vertex v and consider paths to all other vertices, then this assignment induces a map

$$\psi : v \longmapsto (\pi_1, \pi_2, \dots, \pi_{v-1}, \pi_{v+1}, \dots, \pi_p) ,$$

where each π_u is a permutation assigned to the other end of the path that connects v and u .⁸

Let Q be a quiver with at least $p + \sum_{v=1}^p n_v$ nodes. Choose $p + \sum_{v=1}^p n_v$ nodes of Q , denote them as $\iota_v, j_{v,1}, j_{v,2}, \dots, j_{v,n_v}$, and consider a sequence of unlinkings

$$U(\iota_v j_\rho) = U(\iota_v j_{v,\rho(n_v)}) \dots U(\iota_v j_{v,\rho(2)}) U(\iota_v j_{v,\rho(1)}) \quad (4.9)$$

for each $v = 1, \dots, p$ and permutation $\rho \in S_{n_v}$. If we define

$$Q_{v,\rho} = U(\iota_v j_\rho) U(\iota_p j_{\pi_p}) \dots U(\iota_{v+1} j_{\pi_{v+1}}) U(\iota_{v-1} j_{\pi_{v-1}}) \dots U(\iota_1 j_{\pi_1}) Q , \quad (4.10)$$

where $(\pi_1, \pi_2, \dots, \pi_{v-1}, \pi_{v+1}, \dots, \pi_p) = \psi(v)$, then quivers

$$\bigcup_{v=1}^p \{Q_{v,\rho}\}_{\rho \in S_{n_v}}$$

form a permutohedra graph.

Proof. If we write

$$\begin{aligned} Q_{v,\rho} &= U(\iota_v j_{v,\rho(n_v)}) \dots U(\iota_v j_{v,\rho(2)}) U(\iota_v j_{v,\rho(1)}) Q' , \\ Q' &= U(\iota_p j_{\pi_p}) \dots U(\iota_{v+1} j_{\pi_{v+1}}) U(\iota_{v-1} j_{\pi_{v-1}}) \dots U(\iota_1 j_{\pi_1}) Q , \end{aligned} \quad (4.11)$$

then we can see that for each $v = 1, \dots, p$ quivers $\{Q_{v,\rho}\}_{\rho \in S_{n_v}}$ form permutohedron Π_{n_v} according to Definition 4.1. This means that vertices of the tree correspond to permutohedra. In order to see that edges correspond to quivers that are gluing points, consider

⁷Note that we label permutations by numbers $1, \dots, m$.

⁸For example, if we have a tree $v-w-u$ with permutations π_v, π_w assigned to $v-w$ and π'_w, π_u assigned to $w-u$, then $\psi(v) = (\pi_w, \pi_u)$.

arbitrary edge connecting vertices v and w with assigned permutations π_v, π_w , and the following quivers:

$$\begin{aligned} Q_{v, \pi_v} &= U(\iota_v \mathbf{j}_{\pi_v}) U(\iota_p \mathbf{j}_{\pi_p}) \dots U(\iota_{v+1} \mathbf{j}_{\pi_{v+1}}) U(\iota_{v-1} \mathbf{j}_{\pi_{v-1}}) \dots U(\iota_1 \mathbf{j}_{\pi_1}) Q, \\ Q_{w, \pi_w} &= U(\iota_w \mathbf{j}_{\pi_w}) U(\iota_p \mathbf{j}_{\pi_p}) \dots U(\iota_{w+1} \mathbf{j}_{\pi_{w+1}}) U(\iota_{w-1} \mathbf{j}_{\pi_{w-1}}) \dots U(\iota_1 \mathbf{j}_{\pi_1}) Q. \end{aligned} \quad (4.12)$$

Since v and w are connected by a single edge, $\psi(v)$ amended by π_v and $\psi(w)$ amended by π_w are both equal to⁹

$$(\pi_1, \pi_2, \dots, \pi_{v-1}, \pi_v, \pi_{v+1}, \dots, \pi_{w-1}, \pi_w, \pi_{w+1}, \dots, \pi_p).$$

On the other hand, we can see that $U(\iota_u \mathbf{j}_{\pi_u})$ commute with each other for all $u = 1, 2, \dots, p$, which comes from the fact that in different sequences all indices are different (note that unlinkings inside each sequence are kept in the same order determined by permutations ρ and σ). Combining these two facts we learn that

$$Q_{v, \pi_v} = U(\iota_p \mathbf{j}_{\pi_p}) \dots U(\iota_w \mathbf{j}_{\pi_w}) \dots U(\iota_v \mathbf{j}_{\pi_v}) \dots U(\iota_1 \mathbf{j}_{\pi_1}) Q = Q_{w, \pi_w}. \quad (4.13)$$

From Eqs. (4.11-4.12) we know that $\phi(Q_{v, \pi_v}) \in \Pi_{n_v}$ and $\phi(Q_{w, \pi_w}) \in \Pi_{n_w}$, so the quiver $Q_{v, \pi_v} = Q_{w, \pi_w}$ can be viewed (via bijection ϕ) as a gluing point of permutohedra Π_{n_v} and Π_{n_w} , represented by the edge that connects vertices v and w in our tree.

Since all vertices of the tree are connected by exactly one path, the definition of quivers $Q_{v, \rho}$ is consistent and the graph associated to $\bigcup_{v=1}^p \{Q_{v, \rho}\}_{\rho \in S_{n_v}}$ by bijection ϕ is connected. This means that quivers $\bigcup_{v=1}^p \{Q_{v, \rho}\}_{\rho \in S_{n_v}}$ form a permutohedra graph according to Definition 4.3. \square

4.5 Example – permutohedra graph containing two Π_2

Let us see how the construction given in Proposition 4.4 looks in the case of the permutohedra graph containing two Π_2 .

We start from a tree

$$1 \text{---} 2$$

composed of $p = 2$ vertices connected by an edge. We choose $n_1 = n_2 = 2$, which means that we assign permutation group S_2 to each vertex. We set $\pi_1 = \pi_2 = (1, 2) \in S_2$, which means that we assign a trivial permutation of two elements to each end of the edge. The path connecting vertices 1 and 2 contains just a single edge, so

$$\psi(1) = (\pi_2) = ((1, 2)), \quad \psi(2) = (\pi_1) = ((1, 2)). \quad (4.14)$$

We take any quiver Q with at least $p + n_1 + n_2 = 6$ nodes, choose six of them, and denote as $\iota_1, j_{1,1}, j_{1,2}, \iota_2, j_{2,1}, j_{2,2}$. Then we use the following sequences of unlinking:

$$\begin{aligned} U(\iota_1 \mathbf{j}_{(1,2)}) &= U(\iota_1 j_{1,2}) U(\iota_1 j_{1,1}), & U(\iota_2 \mathbf{j}_{(1,2)}) &= U(\iota_2 j_{2,2}) U(\iota_2 j_{2,1}), \\ U(\iota_1 \mathbf{j}_{(2,1)}) &= U(\iota_1 j_{1,1}) U(\iota_1 j_{1,2}), & U(\iota_2 \mathbf{j}_{(2,1)}) &= U(\iota_2 j_{2,1}) U(\iota_2 j_{2,2}), \end{aligned} \quad (4.15)$$

⁹We implicitly assumed $v < w$, but one can exchange v and w and repeat the whole argument for $w > v$.

to define quivers

$$\begin{aligned} Q_{1,(1,2)} &= U(\iota_1 j_{(1,2)})U(\iota_2 j_{(1,2)})Q, & Q_{2,(1,2)} &= U(\iota_2 j_{(1,2)})U(\iota_1 j_{(1,2)})Q, \\ Q_{1,(2,1)} &= U(\iota_1 j_{(2,1)})U(\iota_2 j_{(1,2)})Q, & Q_{2,(2,1)} &= U(\iota_2 j_{(2,1)})U(\iota_1 j_{(1,2)})Q. \end{aligned} \quad (4.16)$$

Note that the last (i.e. the leftmost) sequence of unlinkings acting on Q follows indices of the quiver. The remaining sequence of unlinkings acting on Q (the one next to Q) is determined by $\psi(1) = (\pi_2) = ((1, 2))$ in the left column and $\psi(2) = (\pi_1) = ((1, 2))$ in the right column.

Now we will follow the reasoning from the proof of Proposition 4.4 to see that quivers $\{Q_{1,(1,2)}, Q_{1,(2,1)}\} \cup \{Q_{2,(1,2)}, Q_{2,(2,1)}\}$ form a permutohedra graph composed of two Π_2 glued together.

If we recall Sec. 4.3 and compare it with

$$\begin{aligned} Q_{1,(1,2)} &= U(\iota_1 j_{1,2})U(\iota_1 j_{1,1})Q', & Q_{2,(1,2)} &= U(\iota_2 j_{2,2})U(\iota_2 j_{2,1})Q'', \\ Q_{1,(2,1)} &= U(\iota_1 j_{1,1})U(\iota_1 j_{1,2})Q', & Q_{2,(2,1)} &= U(\iota_2 j_{2,1})U(\iota_2 j_{2,2})Q'', \end{aligned} \quad (4.17)$$

where $Q' = U(\iota_2 j_{(1,2)})Q$ and $Q'' = U(\iota_1 j_{(1,2)})Q$ ¹⁰, then we can see that $\{Q_{1,(1,2)}, Q_{1,(2,1)}\}$ form permutohedron Π_2 which corresponds to vertex 1 in the tree. Similarly, the bijection ϕ maps $\{Q_{2,(1,2)}, Q_{2,(2,1)}\}$ to Π_2 which corresponds to vertex 2 in the tree.

In the next step we focus on the quivers $Q_{1,(1,2)}$ and $Q_{2,(1,2)}$. Since $\psi(1)$ amended by π_1 and $\psi(2)$ amended by π_2 are both equal to $((1, 2), (1, 2))$ and $U(\iota_1 j_{(1,2)})$ commutes with $U(\iota_2 j_{(1,2)})$, we have

$$Q_{1,(1,2)} = U(\iota_1 j_{(1,2)})U(\iota_2 j_{(1,2)})Q = U(\iota_2 j_{(1,2)})U(\iota_1 j_{(1,2)})Q = Q_{2,(1,2)}. \quad (4.18)$$

We can see that $Q_{1,(1,2)}$ and $Q_{2,(1,2)}$ are really the same quiver which can be viewed (by bijection ϕ) as a gluing point of two Π_2 , represented by the edge that connects vertices 1 and 2 in our tree. The whole construction is summarised in Fig. 3.

5 Universal quivers for permutohedra graphs constructed by unlinking

In the remaining part of the paper we focus on universal quivers, which we define as follows:

Definition 5.1. *Quiver \hat{Q} is called a universal quiver for quivers Q_1, Q_2, \dots, Q_m if there exist sequences of unlinking $U(i_1 j_1), U(i_2 j_2), \dots, U(i_m j_m)$ such that*

$$\hat{Q} = U(i_k j_k)Q_k \quad \forall k = 1, \dots, m. \quad (5.1)$$

In this section we show the existence of universal quivers for permutohedra constructed by unlinking, i.e. following Definition 4.1, and illustrate it with examples of permutohedra Π_2 and Π_3 . Similarly, we prove the existence of universal quivers for permutohedra graphs constructed by unlinking, i.e. following Definition 4.3 and Proposition 4.4, and apply it to the case of permutohedra graph containing two Π_2 .

¹⁰Quivers Q' and Q'' are determined by $\psi(1)$ and $\psi(2)$ respectively – see the previous paragraph and Eq. (4.16).

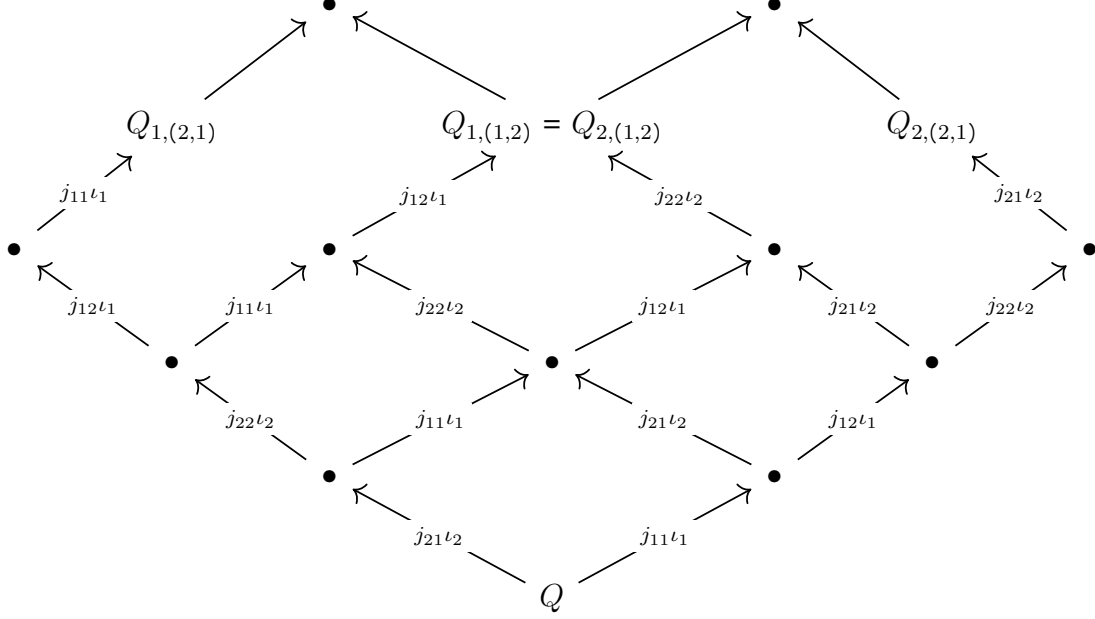


Figure 3: Construction of a permutohedra graph which consists of two copies of Π_2 glued at a point. The vertices of such graph are formed by quivers $Q_{1,(2,1)}$, $Q_{1,(1,2)} = Q_{2,(2,2)}$ and $Q_{2,(2,1)}$.

5.1 Proof of the Permutohedron Theorem

In the first step of our analysis, we combine the Connector Theorem with the fact that quivers forming permutohedron arise from unlinking the same quiver in different order to prove Theorem 1.1.

Proof of the Permutohedron Theorem. From Definition 4.1 we know that for every $\{Q_\sigma\}_{\sigma \in S_n}$ there exists a sequence of unlinkings $U(\iota j_{\sigma(n)}) \dots U(\iota j_{\sigma(2)})U(\iota j_{\sigma(1)})$ and a quiver Q such that:

$$Q_\sigma = U(\iota j_{\sigma(n)}) \dots U(\iota j_{\sigma(2)})U(\iota j_{\sigma(1)})Q. \quad (5.2)$$

From the Connector Theorem we know that for each pair of permutations $\sigma_1, \sigma_2 \in S_n$ there exist finite sequences of unlinking $U(\mathbf{k}_1 \mathbf{l}_1), U(\mathbf{k}_2 \mathbf{l}_2)$ such that

$$\begin{aligned} U(\mathbf{k}_1 \mathbf{l}_1)U(\iota j_{\sigma_1(n)}) \dots U(\iota j_{\sigma_1(1)})Q &= U(\mathbf{k}_2 \mathbf{l}_2)U(\iota j_{\sigma_2(n)}) \dots U(\iota j_{\sigma_2(1)})Q, \\ U(\mathbf{k}_1 \mathbf{l}_1)Q_{\sigma_1} &= U(\mathbf{k}_2 \mathbf{l}_2)Q_{\sigma_2}. \end{aligned} \quad (5.3)$$

If the resulting quivers are different for some pairs, we can use the Connector Theorem again (this time starting with respective $U(\mathbf{k} \mathbf{l})U(\iota j_{\sigma(n)}) \dots U(\iota j_{\sigma(1)})$), and repeating this procedure we eventually obtain sequences of unlinking $U(\mathbf{i}_\sigma \mathbf{j}_\sigma)$ and a quiver \hat{Q} such that¹¹

$$U(\mathbf{i}_\sigma \mathbf{j}_\sigma)Q_\sigma = \hat{Q} \quad \forall \sigma \in S_n, \quad (5.4)$$

which we wanted to show. \square

¹¹We label unlinkings $U(\mathbf{i}_\sigma \mathbf{j}_\sigma)$ by permutations $\sigma \in S_n$. Equivalently, we could number all permutations in S_n and assign these numbers to unlinkings and quivers.

5.2 Examples – universal quivers for permutohedra Π_2 and Π_3

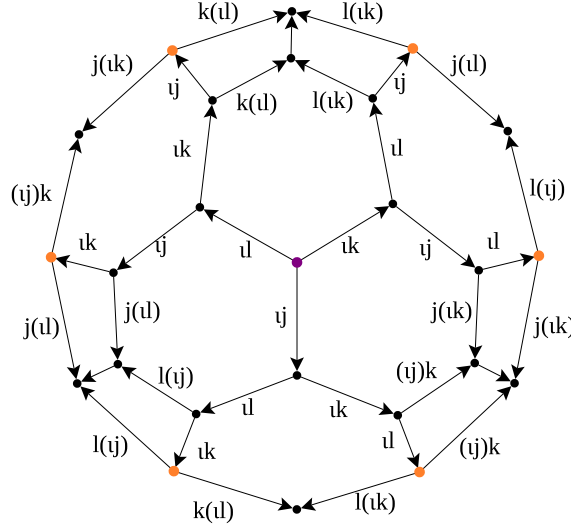
Universal quiver for Π_2

Comparing the proof of the Permutohedron Theorem with Sec. 4.3, we can see that the application of $\mathbf{U}(\mathbf{k}_1 \mathbf{l}_1) = U(j_2(\iota j_1))$ to $Q_{\sigma_1} = Q_{(1,2)}$ and $\mathbf{U}(\mathbf{k}_1 \mathbf{l}_1) = U((j_2 \iota) j_1)$ to $Q_{\sigma_2} = Q_{(2,1)}$ leads to the same quiver and there are no more permutations in S_2 . This means that the universal quiver and corresponding unlinkings are given by

$$\begin{aligned} \hat{Q} &= \mathbf{U}(\mathbf{i}_{(1,2)} \mathbf{j}_{(1,2)}) Q_{(1,2)} = U(j_2(\iota j_1)) Q_{(1,2)} \\ &= \mathbf{U}(\mathbf{i}_{(2,1)} \mathbf{j}_{(2,1)}) Q_{(2,1)} = U((j_2 \iota) j_1) Q_{(1,2)}. \end{aligned} \quad (5.5)$$

Universal quiver for Π_3

We proceed with a construction of the universal quiver for permutohedron Π_3 which we have constructed in Sec. 4.3 using permutations of unlinkings. Our starting point is the final diagram from Sec. 4.3 where yellow dots mark quivers which form permutohedron Π_3 (according to Definition 4.1).



From now on, we only need to focus on those unlinkings which emanate from the yellow dots. Thus, denoting $a = (\iota j)$, $b = (\iota k)$, $c = (\iota l)$, we get the top-left diagram in Fig. 4. The rest of our construction corresponds to moving inwards, thus obtaining a 3d graph in which the “equator” corresponds to permutohedron Π_3 (see Fig. 1).

The first step is to deal with all six pairs of adjacent unlinkings:

$$\begin{aligned} &\{U(ak), U(cj)\}, \{U(al), U(ck)\}, \{U(bl), U(ak)\}, \\ &\{U(bj), U(al)\}, \{U(cj), U(bl)\}, \{U(ck), U(bj)\}. \end{aligned} \quad (5.6)$$

Since all indices in every pair are distinct, we can apply the square identity (3.4a) to every such pair and get the top-right diagram in Fig. 4. At the next step we can apply the hexagon identity (3.4b) to each of the following pairs of unlinkings

$$\begin{aligned} &\{U(ck), U(cj)\}, \{U(bj), U(cj)\}, \{U(bl), U(bj)\}, \\ &\{U(al), U(bl)\}, \{U(ak), U(al)\}, \{U(ck), U(ak)\}, \end{aligned} \quad (5.7)$$

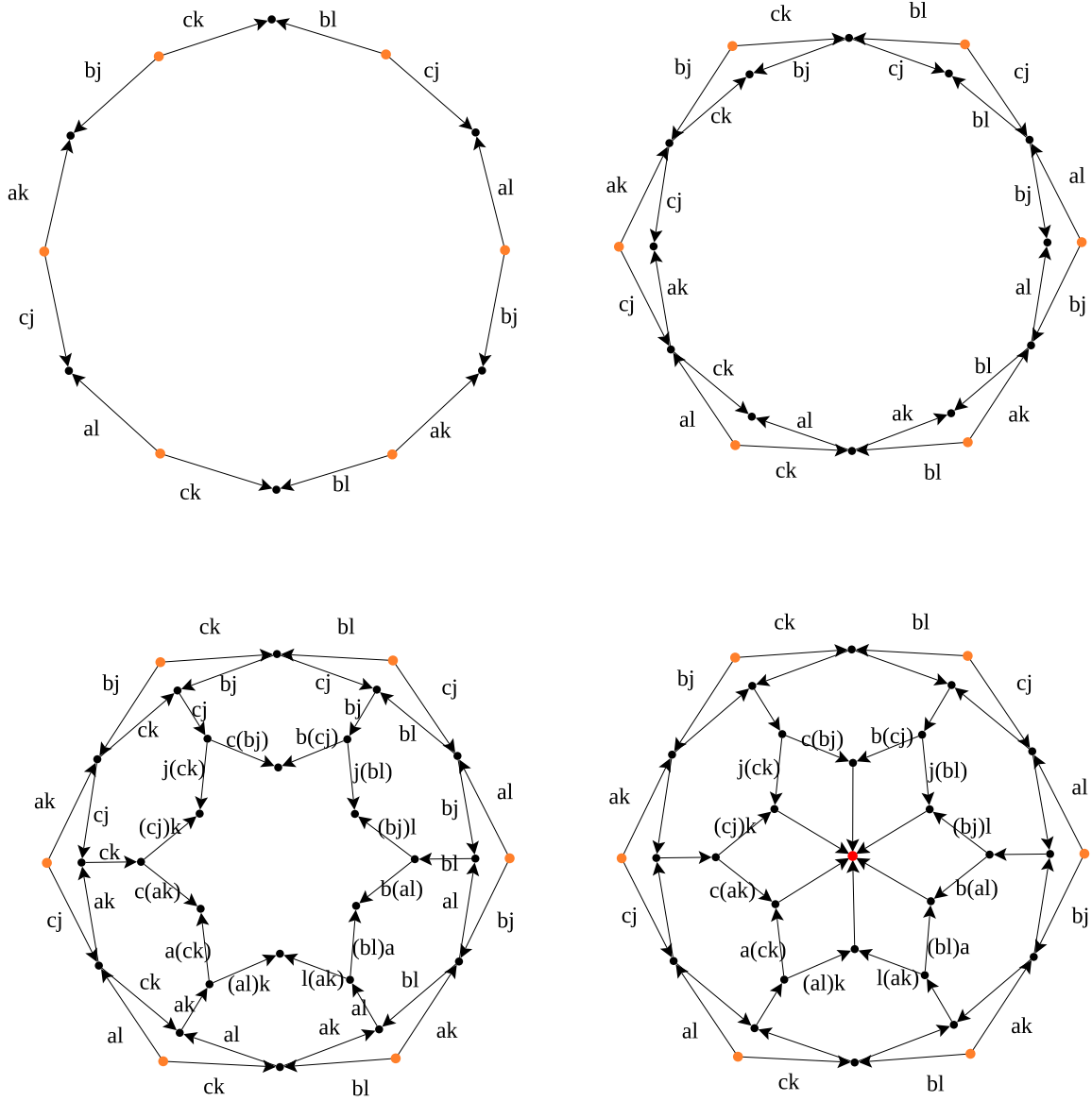


Figure 4: Construction of the universal quiver for permutohedron Π_3 .

to get the bottom-left diagram on Fig. 4. Lastly, we have to apply square identity (3.4a) to connect pairs

$$\begin{aligned} &\{U(j(ck)), U(c(bj))\}, \{U(b(cj)), U(j(bl))\}, \{U((bj)l), U(b(al))\}, \\ &\{U((bl)a), U(l(ak))\}, \{U((al)k), U(a(ck))\}, \{U(c(ak)), U((cj)k)\}. \end{aligned} \quad (5.8)$$

Note that the hexagon relation from the previous step leads to the following identification of nodes (see Remark 3.3):

$$\begin{aligned} (al) &= ((lj)l) = ((jl)l) = (j(l)) = (jc) = (cj), \\ (ak) &= ((jl)k) = (j(lk)) = (bj), \\ (ck) &= ((lk)k) = (l(lk)) = (bl). \end{aligned} \quad (5.9)$$

This identification is crucial to close the structure – otherwise we would have ended with an infinite “cylinder” of unlinkings. As a result, we finally close permutohedron Π_3 after

five iterations, as shows the bottom-right diagram on Fig. 4. Note that all these pictures (including the ones from Sec. 4.3) can be combined into one, shown in the introduction as Fig. 1.

5.3 Proof of the Permutohedra Graph Theorem

In the previous section we analysed universal quivers for permutohedra created by unlinking. Now we move to permutohedra graphs and prove Theorem 1.2.

Proof of the Permutohedra Graph Theorem. From Definition 4.3 we know that the permutohedra graph is connected and made of several permutohedra. Let us take any two of them that are glued together (i.e. have nonempty intersection), denote them by Π_{n_1} and Π_{n_2} , and denote a quiver that is a gluing point by $Q_{1|2}$ (strictly speaking, we mean that $\phi(Q_{1|2}) \in \Pi_{n_1} \cap \Pi_{n_2}$, where ϕ is a bijection from Proposition 4.2, and if there are more such quivers, we choose one of them). From the Permutohedron Theorem we know that for Π_{n_1} as well as Π_{n_2} there exists a universal quiver – \hat{Q}_1 and \hat{Q}_2 respectively – and sequences of unlinking – $U(k_\rho l_\rho)$ and $U(m_\pi n_\pi)$ – such that

$$\hat{Q}_1 = U(k_\rho l_\rho)Q_\rho, \quad \hat{Q}_2 = U(m_\pi n_\pi)Q_\pi \quad (5.10)$$

for all $\rho \in S_{n_1}, \pi \in S_{n_2}$. Since $\phi(Q_{1|2}) \in \Pi_{n_1} \cap \Pi_{n_2}$, we know that there exist sequences of unlinking $U(k_{1|2} l_{1|2})$ and $U(m_{1|2} n_{1|2})$ such that

$$\hat{Q}_1 = U(k_{1|2} l_{1|2})Q_{1|2}, \quad \hat{Q}_2 = U(m_{1|2} n_{1|2})Q_{1|2}. \quad (5.11)$$

From the Connector Theorem we know that there exist finite sequences of unlinking $U(k'_{1|2} l'_{1|2})$ and $U(m'_{1|2} n'_{1|2})$ such that

$$U(m'_{1|2} n'_{1|2})U(k_{1|2} l_{1|2})Q_{1|2} = U(k'_{1|2} l'_{1|2})U(m_{1|2} n_{1|2})Q_{1|2}. \quad (5.12)$$

Combining it with (5.10), we learn that

$$U(m'_{1|2} n'_{1|2})U(k_\rho l_\rho)Q_\rho = U(k'_{1|2} l'_{1|2})U(m_\pi n_\pi)Q_\pi = \hat{Q}_{1|2} \quad (5.13)$$

for all $\rho \in S_{n_1}, \pi \in S_{n_2}$. We will shortly write it as

$$\hat{Q}_{1|2} = U(i_{1|2,\sigma} j_{1|2,\sigma})Q_\sigma \quad (5.14)$$

for all quivers that form permutohedra Π_{n_1} and Π_{n_2} .

In the next step we take another quiver that is a gluing point of Π_{n_1} or Π_{n_2} with some other permutohedron Π_{n_3} and repeat the reasoning above, but this time we use universal quivers $\hat{Q}_{1|2}$ and \hat{Q}_3 and respective sequences of unlinking. In consequence, we obtain the universal quiver $\hat{Q}_{1|2|3}$ and sequences of unlinking $U(i_{1|2|3,\sigma} j_{1|2|3,\sigma})$ such that

$$\hat{Q}_{1|2|3} = U(i_{1|2|3,\sigma} j_{1|2|3,\sigma})Q_\sigma \quad (5.15)$$

for all quivers that form permutohedra Π_{n_1} , Π_{n_2} and Π_{n_3} .

Repeating this procedure for all p permutohedra composing the graph, we find that the universal quiver $\hat{Q} = \hat{Q}_{1|\dots|p}$ and sequences of unlinking $U(i_\sigma j_\sigma) = U(i_{1|\dots|p,\sigma} j_{1|\dots|p,\sigma})$ satisfy

$$\hat{Q} = U(i_\sigma j_\sigma)Q_\sigma \quad (5.16)$$

for all quivers Q_σ that form the permutohedra graph, which is what we wanted to show. \square

5.4 Example – universal quiver for permutohedra graph containing two Π_2

Let us illustrate Permutohedra Graph Theorem with the example of a permutohedra graph containing two Π_2 , described in Sec. 4.5. We have quivers $\{Q_{1,(1,2)}, Q_{1,(2,1)}\}$ that form permutohedron Π_{n_1} and quivers $\{Q_{2,(1,2)}, Q_{2,(2,1)}\}$ that form permutohedron Π_{n_2} , where $n_1 = n_2 = 2$. Moreover, we know that gluing comes from the fact that $Q_{1,(1,2)}$ and $Q_{2,(1,2)}$ are really the same quiver which will be also denoted by $Q_{1|2}$.

From Sec. 5.2 we know that for Π_{n_1} the universal quiver is given by

$$\hat{Q}_1 = U((j_{12}\iota_1)j_{11})Q_{1,(2,1)} = U(j_{12}(\iota_1 j_{11}))Q_{1,(1,2)}. \quad (5.17)$$

Similarly, for Π_{n_2} the universal quiver is given by

$$\hat{Q}_2 = U((j_{21}\iota_2)j_{22})Q_{2,(1,2)} = U(j_{21}(\iota_2 j_{22}))Q_{2,(2,1)}. \quad (5.18)$$

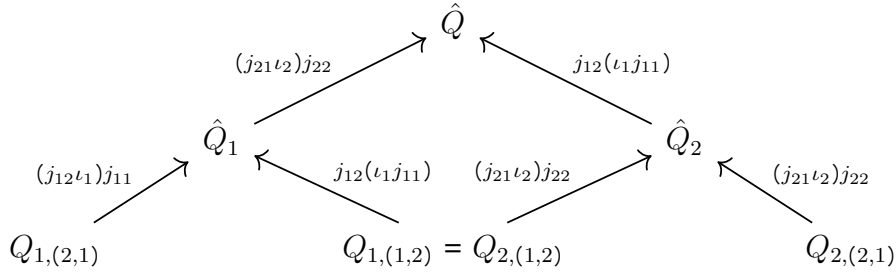
If we recall that $Q_{1,(1,2)} = Q_{2,(1,2)} = Q_{1|2}$ and apply Connector Theorem to $U(j_{12}(\iota_1 j_{11}))Q_{1|2}$ and $U((j_{21}\iota_2)j_{22})Q_{1|2}$, we obtain

$$U((j_{21}\iota_2)j_{22})U(j_{12}(\iota_1 j_{11}))Q_{1|2} = U(j_{12}(\iota_1 j_{11}))U((j_{21}\iota_2)j_{22})Q_{1|2}. \quad (5.19)$$

Combining it with Eqs. (5.17-5.18) we learn that the universal quiver for the whole permutohedra graph is given by

$$\begin{aligned} \hat{Q} &= U((j_{21}\iota_2)j_{22})U((j_{12}\iota_1)j_{11})Q_{1,(2,1)} = U((j_{21}\iota_2)j_{22})U(j_{12}(\iota_1 j_{11}))Q_{1,(1,2)} \\ &= U(j_{12}(\iota_1 j_{11}))U((j_{21}\iota_2)j_{22})Q_{2,(1,2)} = U(j_{12}(\iota_1 j_{11}))U(j_{21}(\iota_2 j_{22}))Q_{2,(2,1)}. \end{aligned} \quad (5.20)$$

Summing up, we have obtained the following diagram



Note that this can be combined with Fig. 3 into a network of unlinkings that starts from and ends on a single quiver.

6 Universal quivers for knots

In this section we discuss the main application of our results. In [26] it was shown that quivers corresponding to the same knot form permutohedra graphs that arise from splitting (see App. A). Using Permutohedron Theorem and Permutohedra Graph Theorem, we can show that they can be all unlinked to the same quiver.

6.1 Splitting by unlinking

In Proposition 4.2 we showed that the application of a sequence of n unlinkings that share one index leads to the structure of permutohedron Π_n . On the other hand, [26] provides an analysis of permutohedra composed of equivalent quivers corresponding to the same knot, which can be generated by the procedure of splitting (see App. A). This brings a natural question about the relationship between permutohedra coming from unlinkings and permutohedra coming from splitting.

Proposition 6.1. *Every splitting can be realised by an application of a sequence of unlinkings to the prequiver if we allow for the presence of an extra row/column¹².*

Proof. Let us consider (k, l) -splitting of n nodes of prequiver \check{Q} with permutation $\sigma \in S_n$ in the presence of s spectators with corresponding shifts h_1, \dots, h_s , and multiplicative factor κ (see Definition A.2). Following the idea from [34], let us consider a quiver \check{Q}' which adjacency matrix is given by the one of \check{Q} plus one extra row/column. We will denote its index by ι and take $x_\iota = q\kappa$ (we always assume that this is the last row/column; recall that we write only the upper-triangular part of the symmetric matrix):

$$\begin{aligned} \check{C}' &= \begin{bmatrix} & & h_1 \\ & & \vdots \\ & & h_s \\ & \check{C} & k+1 \\ & & \vdots \\ & & k+1 \\ & & l-2k-1 \end{bmatrix} \\ &= \begin{bmatrix} \check{C}_{11} & & & & \dots & h_1 \\ & \ddots & & & & \vdots \\ & & \check{C}_{ss} & & & h_s \\ & & & \check{C}_{s+1,s+1} & \dots & k+1 \\ & & & & \ddots & \vdots \\ & & & & & \check{C}_{s+n,s+n} & k+1 \\ & & & & & & l-2k-1 \end{bmatrix}. \end{aligned} \tag{6.1}$$

Without loss of generality, we consider unlinkings $U(i\iota)$ and $U(j\iota)$ ($i, j \in \{s+1, \dots, s+n\}$) acting in two different orders (we allow for other unlinkings from the set $\{U(s+$

¹²Since we consider symmetric quivers, rows and columns are in 1-1 correspondence. When we talk about row/column of Q , we mean both the row/column in the adjacency matrix C and the corresponding entry of the vector of generating parameters \mathbf{x} .

$1, \iota), \dots, U(s+n, \iota)\}$ to act before, in between, or after them). On one hand we have $\dots U(j\iota) \dots U(i\iota) \dots \check{C}' =$

$$\begin{aligned}
&= \dots U(j\iota) \dots U(i\iota) \dots \begin{bmatrix} \ddots & & & & & & \\ & \check{C}_{ss} & \cdots & \check{C}_{si} & \cdots & \check{C}_{sj} & \cdots & h_s \\ & & \ddots & \vdots & & \vdots & & \vdots \\ & & & \check{C}_{ii} & \cdots & \check{C}_{ij} & \cdots & k+1 \\ & & & & \ddots & \vdots & & \vdots \\ & & & & & \check{C}_{jj} & \cdots & k+1 \\ & & & & & & \ddots & \vdots \\ & & & & & & & l-2k-1 \end{bmatrix} \quad (6.2) \\
&= \dots U(j\iota) \dots \begin{bmatrix} \ddots & & & & & & \\ & \check{C}_{ss} & \cdots & \check{C}_{si} & \check{C}_{si} + h_s & \cdots & \check{C}_{sj} & \cdots & h_s \\ & & \ddots & \vdots & \vdots & & \vdots & & \vdots \\ & & & \check{C}_{ii} & \check{C}_{ii} + k & \cdots & \check{C}_{ij} & \cdots & k \\ & & & & \check{C}_{ii} + l & \cdots & \check{C}_{ij} + k + 1 & \cdots & l - k - 1 \\ & & & & & \ddots & \vdots & & \vdots \\ & & & & & & \check{C}_{jj} & \cdots & k + 1 \\ & & & & & & & \ddots & \vdots \\ & & & & & & & & l - 2k - 1 \end{bmatrix} \\
&= \begin{bmatrix} \ddots & & & & & & \\ & \check{C}_{ss} & \cdots & \check{C}_{si} & \check{C}_{si} + h_s & \cdots & \check{C}_{sj} & \check{C}_{sj} + h_s & \cdots & h_s \\ & & \ddots & \vdots & \vdots & & \vdots & \vdots & & \vdots \\ & & & \check{C}_{ii} & \check{C}_{ii} + k & \cdots & \check{C}_{ij} & \check{C}_{ij} + k & \cdots & k \\ & & & & \check{C}_{ii} + l & \cdots & \check{C}_{ij} + k + 1 & \check{C}_{ij} + l & \cdots & l - k - 1 \\ & & & & & \ddots & \vdots & \vdots & & \vdots \\ & & & & & & \check{C}_{jj} & \check{C}_{jj} + k & \cdots & k \\ & & & & & & & \check{C}_{jj} + l & \cdots & l - k - 1 \\ & & & & & & & & \ddots & \vdots \\ & & & & & & & & & l - 2k - 1 \end{bmatrix},
\end{aligned}$$

on the other:

$$\begin{aligned}
&\dots U(i\iota) \dots U(j\iota) \dots \check{C}' = \quad (6.3) \\
&= \begin{bmatrix} \ddots & & & & & & \\ & \check{C}_{ss} & \cdots & \check{C}_{si} & \check{C}_{si} + h_s & \cdots & \check{C}_{sj} & \check{C}_{sj} + h_s & \cdots & h_s \\ & & \ddots & \vdots & \vdots & & \vdots & \vdots & & \vdots \\ & & & \check{C}_{ii} & \check{C}_{ii} + k & \cdots & \check{C}_{ij} & \check{C}_{ij} + k + 1 & \cdots & k \\ & & & & \check{C}_{ii} + l & \cdots & \check{C}_{ij} + k & \check{C}_{ij} + l & \cdots & l - k - 1 \\ & & & & & \ddots & \vdots & \vdots & & \vdots \\ & & & & & & \check{C}_{jj} & \check{C}_{jj} + k & \cdots & k \\ & & & & & & & \check{C}_{jj} + l & \cdots & l - k - 1 \\ & & & & & & & & \ddots & \vdots \\ & & & & & & & & & l - 2k - 1 \end{bmatrix}.
\end{aligned}$$

In both cases the variables associated to new nodes arising from unlinkings $U(i\iota)$ and $U(j\iota)$ are given by $x_i\kappa$ and $x_j\kappa$.

Analysing these adjacency matrices and referring to Definition A.2, we can see that $U(s + \sigma(n), \iota) \dots U(s + \sigma(1), \iota) \check{Q}'$ is the matrix that arises from (k, l) -splitting of n nodes of \check{Q} with permutation $\sigma \in S_n$ in the presence of s spectators with corresponding shifts h_1, \dots, h_s , multiplicative factor κ , and one extra row/column

$$(h_1, \dots, h_s, k, l - k - 1, k, l - k - 1, \dots, k, l - k - 1, l - 2k - 1), \quad (6.4)$$

that we denoted by ι .¹³ \square

Remark 6.2. *Splitting requires equal number of arrows between the extra node and the nodes that are split:*

$$\check{C}_{s+1, \iota} = \check{C}_{s+2, \iota} = \dots = \check{C}_{s+n, \iota} = k + 1, \quad (6.5)$$

which is not required for quivers forming permutohedron in general.

In Sec. 5 we analysed quivers forming permutohedra and permutohedra graphs which do not necessarily satisfy condition (6.5). On the other hand, in this section we focus on permutohedra graphs for quivers corresponding to knots, which were found in [26] and always come from splitting.¹⁴

6.2 Universal quivers for quivers coming from splitting

Before applying theorems from Sec. 5, we will show that extra rows/columns (which appeared e.g. in Proposition 6.1) do not alter sequences of unlinking leading to the universal quiver.

Lemma 6.3. *Assume that quivers Q'_1, Q'_2, \dots, Q'_m can be unlinked to the same universal quiver \hat{Q}' by sequences of unlinking $U(\mathbf{i}_1 \mathbf{j}_1), U(\mathbf{i}_2 \mathbf{j}_2), \dots, U(\mathbf{i}_m \mathbf{j}_m)$:*

$$\hat{Q}' = U(\mathbf{i}_k \mathbf{j}_k) Q'_k \quad \forall k = 1, \dots, m, \quad (6.6)$$

and that all Q'_k ($k = 1, \dots, m$) share the same row/column that does not participate in any of the unlinkings, i.e. the corresponding node is not unlinked by any of the operators from $U(\mathbf{i}_k \mathbf{j}_k)$ ($k = 1, \dots, m$).

If we erase this row/column in every Q'_k ($k = 1, \dots, m$) as well as (its enlarged version) in \hat{Q}' , and denote the resulting quivers Q_k ($k = 1, \dots, m$) and \hat{Q} respectively, then they are related by the same sequences of unlinking:

$$\hat{Q} = U(\mathbf{i}_k \mathbf{j}_k) Q_k \quad \forall k = 1, \dots, m. \quad (6.7)$$

Proof. Since the node corresponding to the shared row/column is not unlinked by any of the operators from sequences $U(\mathbf{i}_k \mathbf{j}_k)$ ($k = 1, \dots, m$), they all act on it as identity. In consequence, the following diagram commutes:

$$\begin{array}{ccccc} & & \text{acting by } U(\mathbf{i}_k \mathbf{j}_k) & & \\ & Q'_k & \longrightarrow & \hat{Q}' & \\ \text{erasing the row/column} & \downarrow & & \downarrow & \text{erasing the row/column} \\ & Q_k & \longrightarrow & \hat{Q} & \\ & & \text{acting by } U(\mathbf{i}_k \mathbf{j}_k) & & \end{array}$$

¹³One can compare matrices (6.2) and (6.3) with Definition A.2 and check that the position of the extra unit follows exactly the inverses in permutation σ .

¹⁴In case of splitting, the variable associated to the extra node is fixed to be $q^{-1}\kappa$, whereas in general it can be arbitrary.

which proves the statement. \square

Having Lemma 6.3, we are ready to prove the existence of a universal quiver for any permutohedron coming from splitting.

Theorem 6.4. *For any quivers $\{Q_\sigma\}_{\sigma=1,\dots,n!}$ arising from (k, l) -splitting of n nodes of \tilde{Q} in the presence of s spectators with corresponding shifts h_1, \dots, h_s and multiplicative factor κ there exists a universal quiver \hat{Q} .*

Proof. From Proposition 6.1 we know that for every Q_σ , $\sigma \in \{1, \dots, n!\}$ there exists a sequence of unlinkings $U(s + \sigma(n), \iota) \dots U(s + \sigma(1), \iota)$ and quivers \tilde{Q}' , Q'_σ such that:

- $U(s + \sigma(n), \iota) \dots U(s + \sigma(1), \iota)\tilde{Q}' = Q'_\sigma$,
- \tilde{C}' arises from C by adding an extra row/column¹⁵:

$$(h_1, \dots, h_s, k + 1, k + 1, \dots, k + 1, l - 2k - 1), \quad (6.8)$$

- C'_σ arises from C_σ by adding an extra row/column:

$$(h_1, \dots, h_s, k, l - k - 1, k, l - k - 1, \dots, k, l - k - 1, l - 2k - 1). \quad (6.9)$$

From the Permutohedron Theorem we know that there exist sequences of unlinking $U(i_\sigma j_\sigma)$ and the quiver \hat{Q}' such that

$$U(i_\sigma j_\sigma)Q'_\sigma = \hat{Q}' \quad \forall \sigma = 1, \dots, n!. \quad (6.10)$$

From the Connector Algorithm we know that the extra row/column does not participate and remains the same for all quivers. Using Lemma 6.3, we can erase the extra row/column from Q'_σ and \hat{Q}' and obtain

$$U(i_\sigma j_\sigma)Q_\sigma = \hat{Q} \quad \forall \sigma = 1, \dots, n!, \quad (6.11)$$

which we wanted to show. \square

6.3 Example – universal quiver for permutohedron Π_2 for knot 4_1

Let us show how the construction from Proposition 6.1, Lemma 6.3, and Theorem 6.4 works in the case of permutohedron Π_2 formed by the quivers corresponding to the knot 4_1 . We have $n = n! = 2$:

$$\{Q_\sigma\}_{\sigma=1,\dots,n!} = \{Q_1, Q_2\} = \{(C_1, \mathbf{x}_1), (C_2, \mathbf{x}_2)\} \quad (6.12)$$

where the adjacency matrices and generating parameters are given by [26, 27]:

¹⁵This is the row/column that we denoted by ι and it is crucial that it the same for all Q_σ . We overload σ a little: sometimes it is a number from the set $\{1, \dots, n!\}$, and sometimes it is a permutation of n elements. However, we hope that every use is clear from the context and one can define a bijection between these sets if necessary.

$$C_1 = \begin{bmatrix} 0 & -1 & -1 & 0 & 0 \\ -1 & -2 & -2 & -1 & -1 \\ -1 & -2 & -1 & \mathbf{0} & 0 \\ 0 & -1 & 0 & 1 & 1 \\ 0 & -1 & 0 & 1 & 2 \end{bmatrix}, \quad C_2 = \begin{bmatrix} 0 & -1 & -1 & 0 & 0 \\ -1 & -2 & -2 & -1 & \mathbf{0} \\ -1 & -2 & -1 & -1 & 0 \\ 0 & -1 & -1 & 1 & 1 \\ 0 & 0 & 0 & 1 & 2 \end{bmatrix}, \quad (6.13)$$

$$\mathbf{x}_1 = [1, a^{-2}q^2(-t)^{-2}, q^{-1}(-t)^{-1}, q(-t), a^2q^{-2}(-t)^2] = \mathbf{x}_2.$$

These quivers are related by a transposition $C_{25} \leftrightarrow C_{34}$ and satisfy conditions (A.2-A.4). They arise from the prequiver $\check{Q} = (\check{C}, \check{\mathbf{x}})$ given by [26]

$$\check{C} = \begin{bmatrix} 0 & -1 & 0 \\ -1 & -2 & -1 \\ 0 & -1 & 1 \end{bmatrix}, \quad (6.14)$$

$$\check{\mathbf{x}} = [1, a^{-2}q^2(-t)^{-2}, q(-t)].$$

as a result of $(0, 1)$ -splitting of nodes number 2 and 3, with $h_1 = 0$ and $\kappa = -a^2q^{-3}t$ (see Definition A.2).

Following the procedure from the proof of the Proposition 6.1, we consider a quiver $\check{Q}' = (\check{C}', \check{\mathbf{x}}')$ which comes from adding one extra row/column given by (6.1) to the prequiver:

$$\check{C}' = \left[\begin{array}{ccc|c} & & & h_1 \\ & \check{C} & & k+1 \\ & & & k+1 \\ \hline h_1 & k+1 & k+1 & l-2k-1 \end{array} \right] = \left[\begin{array}{ccc|c} 0 & -1 & 0 & 0 \\ -1 & -2 & -1 & 1 \\ 0 & -1 & 1 & 1 \\ \hline 0 & 1 & 1 & 0 \end{array} \right], \quad (6.15)$$

$$\check{\mathbf{x}}' = [\check{\mathbf{x}}, q\kappa] = [1, a^{-2}q^2(-t)^{-2}, q(-t), a^2q^{-2}(-t)].$$

We apply unlinkings $U(i\iota) = U(24)$ and $U(j\iota) = U(34)$ in two different orders and obtain

$$U(34)U(24)\check{C}' = \left[\begin{array}{ccccc|c} 0 & -1 & -1 & 0 & 0 & 0 \\ -1 & -2 & -2 & -1 & -1 & 0 \\ -1 & -2 & -1 & 0 & 0 & 0 \\ 0 & -1 & 0 & 1 & 1 & 0 \\ 0 & -1 & 0 & 1 & 2 & 0 \\ \hline 0 & 0 & 0 & 0 & 0 & 0 \end{array} \right] = C'_1 \quad (6.16)$$

and

$$U(24)U(34)\check{C}' = \left[\begin{array}{ccccc|c} 0 & -1 & -1 & 0 & 0 & 0 \\ -1 & -2 & -2 & -1 & 0 & 0 \\ -1 & -2 & -1 & -1 & 0 & 0 \\ 0 & -1 & -1 & 1 & 1 & 0 \\ 0 & 0 & 0 & 1 & 2 & 0 \\ \hline 0 & 0 & 0 & 0 & 0 & 0 \end{array} \right] = C'_2, \quad (6.17)$$

where C'_1 and C'_2 arise from C_1 and C_2 by adding an extra row/column given by (6.4). In both cases the generating parameters are given by¹⁶

$$\mathbf{x}' = [1, a^{-2}q^2(-t)^{-2}, q^{-1}(-t)^{-1}, q(-t), a^2q^{-2}(-t)^2, a^2q^{-2}(-t)]. \quad (6.18)$$

¹⁶Note that we adjusted the ordering to be able to compare two cases easily.

From the Connector Theorem we know that there exist finite sequences of unlinking $U(\mathbf{k}_1 \mathbf{l}_1), U(\mathbf{k}_2 \mathbf{l}_2)$ such that

$$\begin{aligned} U(\mathbf{k}_1 \mathbf{l}_1)U(24)U(34)\check{Q}' &= U(\mathbf{k}_2 \mathbf{l}_2)U(34)U(24)\check{Q}', \\ U(\mathbf{k}_1 \mathbf{l}_1)Q'_1 &= U(\mathbf{k}_2 \mathbf{l}_2)Q'_2. \end{aligned} \quad (6.19)$$

In this case they are given by¹⁷ $U(\mathbf{k}_1 \mathbf{l}_1) = U(2(34))$ and $U(\mathbf{k}_2 \mathbf{l}_2) = U(3(24))$ and they lead to

$$\begin{aligned} \hat{Q}' &= U(2(34))U(24)U(34)\check{Q}' = U(3(24))U(34)U(24)\check{Q}' \\ &= U(2(34))Q'_1 = U(3(24))Q'_2, \\ \hat{C}' &= \left[\begin{array}{cccccc|c} 0 & -1 & -1 & 0 & 0 & -1 & 0 \\ -1 & -2 & -2 & -1 & -1 & -3 & 0 \\ -1 & -2 & -1 & -1 & 0 & -2 & 0 \\ 0 & -1 & -1 & 1 & 1 & 0 & 0 \\ 0 & -1 & 0 & 1 & 2 & 1 & 0 \\ -1 & -3 & -2 & 0 & 1 & -1 & 0 \\ \hline 0 & 0 & 0 & 0 & 0 & 0 & 0 \end{array} \right], \\ \hat{\mathbf{x}}' &= \left[1, a^{-2}q^2(-t)^{-2}, q^{-1}(-t)^{-1}, q(-t), a^2q^{-2}(-t)^2, 1, a^2q^{-3}(-t) \right]. \end{aligned} \quad (6.20)$$

Using Lemma 6.3 we can erase the extra row/column and obtain the universal quiver $\hat{Q} = (\hat{C}, \hat{\mathbf{x}})$:¹⁸

$$\begin{aligned} \hat{C} &= \left[\begin{array}{cccccc} 0 & -1 & -1 & 0 & 0 & -1 \\ -1 & -2 & -2 & -1 & -1 & -3 \\ -1 & -2 & -1 & -1 & 0 & -2 \\ 0 & -1 & -1 & 1 & 1 & 0 \\ 0 & -1 & 0 & 1 & 2 & 1 \\ -1 & -3 & -2 & 0 & 1 & -1 \end{array} \right], \\ \hat{\mathbf{x}} &= \left[1, a^{-2}q^2(-t)^{-2}, q^{-1}(-t)^{-1}, q(-t), a^2q^{-2}(-t)^2, 1 \right]. \end{aligned} \quad (6.21)$$

We can cross-check that it is related to the initial quivers forming permutohedron Π_2 by unlinkings $U(\mathbf{k}_1 \mathbf{l}_1)$ and $U(\mathbf{k}_2 \mathbf{l}_2)$:¹⁹

$$\begin{aligned} \hat{Q} &= U(\mathbf{k}_1 \mathbf{l}_1)Q_1 = U(25)Q_1 \\ &= U(\mathbf{k}_2 \mathbf{l}_2)Q_2 = U(34)Q_2. \end{aligned} \quad (6.22)$$

Note that permutohedron Π_2 discussed in this section can be viewed as a special case of permutohedron Π_2 from Sec. 4.2. Quiver Q , which is arbitrary there, here is given by $\check{Q}' = (\check{C}', \check{\mathbf{x}}')$ from (6.15). Three vertices that we chose are $\iota = 4$, $j_1 = 2$,

¹⁷We have to be careful about the numbering of nodes. Since we put new nodes in between the old, the numbering changes and node (24) becomes 3, 3 becomes 4, and (34) becomes 5.

¹⁸Here we have the same subtlety with indices.

¹⁹Comparison with (6.20) requires adaptation of the numbering of nodes described in the previous footnote.

$j_2 = 3$, so $Q_{(1,2)} = U(\iota j_2)U(\iota j_1)Q$ is given by $Q'_2 = U(34)U(24)\tilde{Q}'$ here, and analogously $Q_{(2,1)} = U(\iota j_1)U(\iota j_2)Q$ is given by $Q'_1 = U(24)U(34)\tilde{Q}'$.

Consequently, the universal quiver with extra row/column (and corresponding un-linkings) discussed here can be viewed as a special case of the universal quiver for permutohedron Π_2 from Sec. 5.2. More precisely, $\hat{Q} = U(j_2(\iota j_1))Q_{(1,2)} = U((j_2\iota)j_1)Q_{(2,1)}$ is given by $\hat{Q}' = U(3(24))Q'_2 = U(2(34))Q'_1$ here.

The relation between quivers from this section and those from Sections 4.2 and 5.2 is a reflection of Remark 6.2. Namely, we could have chosen different entries in the extra row/column (specifically, we could have $\tilde{C}'_{24} \neq \tilde{C}'_{34}$) and still find the universal quiver, as guaranteed by the Permutohedron Theorem. However, in that case the quivers would no longer come from splitting and correspond to the 4_1 knot.

6.4 Universal quivers for permutohedra graphs associated to knots

In this section we will combine the results of [26], Theorem 6.4, and the Permutohedra Graph Theorem to show the following statement:

Theorem 6.5. *Consider quiver Q_K which corresponds to the knot K . If quivers $\{Q_\sigma\}_{\sigma=1,\dots,m}$ are related to Q_K by a sequence of disjoint transpositions (A.1) and satisfy conditions (A.2-A.4), then there exists a universal quiver \hat{Q} for $\{Q_K, Q_1, Q_2, \dots, Q_m\}$.*

Proof. From [26] we know that $\{Q_\sigma\}_{\sigma=1,\dots,m}$ correspond to the same knot K . Without loss of generality, we assume that the set $\{Q_K, Q_1, Q_2, \dots, Q_m\}$ contains all quivers which correspond to the same knot and satisfy conditions (A.2-A.4). If this is not the case, we can apply the procedure described in [26], find all of them, and add to the set of quivers. When we show the existence of the universal quiver for this enlarged set, it will automatically prove the statement for the initial set.

From [26] we know that $\{Q_K, Q_1, Q_2, \dots, Q_m\}$ can be bijectively mapped to a graph composed of several permutohedra glued together and each permutohedron is an image of quivers arising from (k, l) -splitting of n nodes of \tilde{Q} in the presence of s spectators with corresponding shifts h_1, \dots, h_s and multiplicative factor κ . Theorem 6.4 assures that for these quivers (that come from one kind of splitting and are mapped to one permutohedron) there exists a universal quiver.

The last remaining step is the argument from the proof of the Permutohedra Graph Theorem. Successively taking the quivers which are gluing points of different permutohedra and applying the Connector Theorem we eventually find the universal quiver \hat{Q} and sequences of unlinking $U(i_\sigma j_\sigma)$ such that

$$\hat{Q} = U(i_\sigma j_\sigma)Q_\sigma \quad \forall \sigma = K, 1, \dots, m, \quad (6.23)$$

which we wanted to show. □

Remark 6.6. *We remark that in general the universal quiver is not unique. For example, in the context of the knots-quivers correspondence, it is unique for 4_1 , 5_1 , but not for 7_1 . There are two main sources of this non-uniqueness: the first one is the choice of sequences of unlinking from the gluing point to the universal quivers for each permutohedron (e.g. the choice of $U(\mathbf{k}_{1|2}\mathbf{l}_{1|2})$ and $U(\mathbf{m}_{1|2}\mathbf{n}_{1|2})$ in (5.11)). Different choices of such connecting sequences may lead to different resulting quivers. On the other hand, after a pair of*

sequences is chosen, we need to connect them via the Connector Algorithm from Sec. 3.4. While doing so, every time we encounter a repeated index in $\{U(ij), U(jk)\}$, we must apply either hexagon (3.4b) or hexagon (3.4c), and either choice is valid at each step of calculation. This leads to a multitude of universal quivers already for knot 7_1 .²⁰ It is an interesting problem to determine the structure of all universal quivers for a given set of quivers (in particular, determine which of them are minimal), and we leave it for future investigation.

6.5 Example – universal quiver for knot 5_1

From [26] we know that the following three quivers form a permutohedra graph made of two Π_2 glued together:

$$C_1 = \begin{bmatrix} 0 & 1 & 1 & 3 & 2 \\ 1 & 2 & 3 & 3 & 3 \\ 1 & 3 & 3 & 4 & 4 \\ 3 & 3 & 4 & 4 & 4 \\ 2 & 3 & 4 & 4 & 5 \end{bmatrix}, \quad C_{1|2} = \begin{bmatrix} 0 & 1 & 1 & 3 & 3 \\ 1 & 2 & 2 & 3 & 3 \\ 1 & 2 & 3 & 4 & 4 \\ 3 & 3 & 4 & 4 & 4 \\ 3 & 3 & 4 & 4 & 5 \end{bmatrix}, \quad C_2 = \begin{bmatrix} 0 & 1 & 1 & 3 & 3 \\ 1 & 2 & 2 & 3 & 4 \\ 1 & 2 & 3 & 3 & 4 \\ 3 & 3 & 3 & 4 & 4 \\ 3 & 4 & 4 & 4 & 5 \end{bmatrix},$$

$$\mathbf{x}_1 = \mathbf{x}_{1|2} = \mathbf{x}_2 = [xa^4 q^{-4}, xa^4 q^{-2}(-t)^2, xa^6 q^{-5}(-t)^3, xa^4(-t)^4, xa^6 q^{-3}(-t)^5]. \quad (6.24)$$

Our goal is to give a detailed analysis of this permutohedra graph, using all the tools we have obtained so far. We know that quivers $Q_1 = (C_1, \mathbf{x}_1)$ and $Q_{1|2} = (C_{1|2}, \mathbf{x}_{1|2})$ arise from (1, 3)-splitting of nodes number 1 and 2 in the prequiver

$$\check{C}_1 = \begin{bmatrix} 0 & 1 & 3 \\ 1 & 2 & 3 \\ 3 & 3 & 4 \end{bmatrix}, \quad \check{\mathbf{x}}_1 = [xa^4 q^{-4}, xa^4 q^{-2}(-t)^2, xa^4(-t)^4], \quad (6.25)$$

where node number 3 is a spectator with $h_3 = 1$ and the multiplicative factor is given by $\kappa = -a^2 q^{-1} t^3$ [26]. Similarly, quivers $Q_{1|2} = (C_{1|2}, \mathbf{x}_{1|2})$ and $Q_2 = (C_2, \mathbf{x}_2)$ arise from (0, 1)-splitting of nodes number 2 and 3 in the prequiver

$$\check{C}_2 = \begin{bmatrix} 0 & 1 & 3 \\ 1 & 2 & 3 \\ 3 & 3 & 4 \end{bmatrix}, \quad \check{\mathbf{x}}_2 = [xa^4 q^{-4}, xa^4 q^{-2}(-t)^2, xa^4(-t)^4], \quad (6.26)$$

where node number 1 is a spectator with $h_1 = 0$ and the multiplicative factor is given by $\kappa = -a^2 q^{-3} t$ [26].

Following the proof of Proposition 6.1, we can realise above splittings by unlinking of the following enlarged prequivers:

$$\check{C}'_1 = \left[\begin{array}{ccc|c} 0 & 1 & 3 & 2 \\ 1 & 2 & 3 & 2 \\ 3 & 3 & 4 & 1 \\ \hline -\frac{1}{2} & -\frac{1}{2} & 1 & 0 \end{array} \right], \quad \check{C}'_2 = \left[\begin{array}{ccc|c} 0 & 1 & 3 & 0 \\ 1 & 2 & 3 & 1 \\ 3 & 3 & 4 & 1 \\ \hline 0 & 1 & 1 & 0 \end{array} \right], \quad (6.27)$$

$$\check{\mathbf{x}}'_1 = [xa^4 q^{-4}, xa^4 q^{-2} t^2, xa^4 t^4 | -a^2 t^3], \quad \check{\mathbf{x}}'_2 = [xa^4 q^{-4}, xa^4 q^{-2} t^2, xa^4 t^4 | -a^2 q^{-2} t].$$

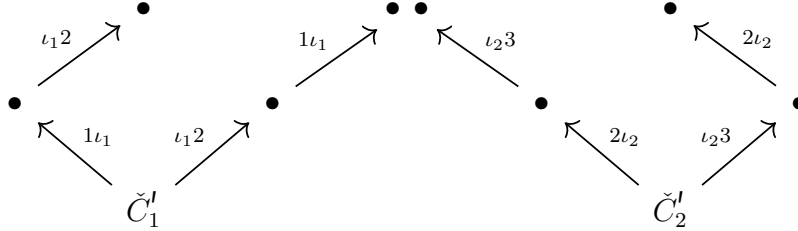
²⁰Note the complexity of the permutohedra graph for 7_1 in comparison with relatively simple graphs for 4_1 and 5_1 , where computation of the universal quiver does not require application of the hexagon identity.

In order to avoid confusion, we will denote the extra row/column of \check{C}'_1 by ι_1 and the extra row/column of \check{C}'_2 by ι_2 (in both cases it refers to the node number 4). Using these variables, we can write

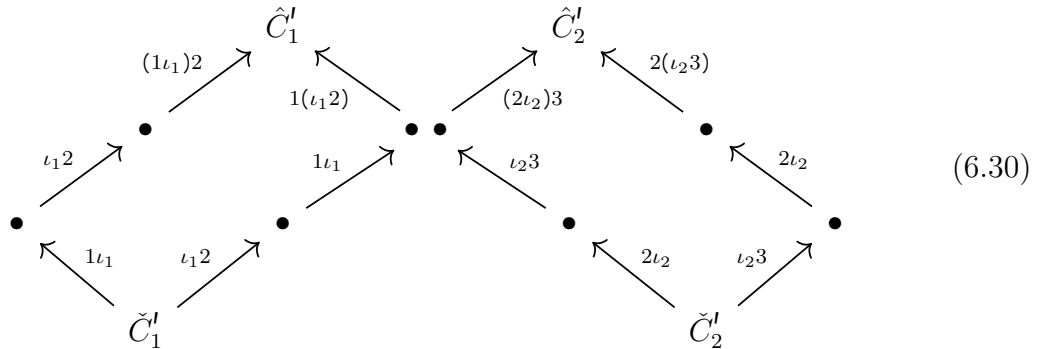
$$U(\iota_1 2)U(1 \iota_1)\check{C}'_1 = \begin{bmatrix} 0 & 1 & 3 & 1 & 1 & 2 \\ 1 & 2 & 3 & 1 & 3 & 3 \\ 3 & 3 & 4 & 1 & 4 & 4 \\ 1 & 1 & 1 & 0 & 1 & 1 \\ 1 & 3 & 4 & 1 & 3 & 4 \\ 2 & 3 & 4 & 1 & 4 & 5 \end{bmatrix}, \quad U(1 \iota_1)U(\iota_1 2)\check{C}'_1 = \begin{bmatrix} 0 & 1 & 3 & 1 & 3 & 1 \\ 1 & 2 & 3 & 1 & 3 & 2 \\ 3 & 3 & 4 & 1 & 4 & 4 \\ 1 & 1 & 1 & 0 & 1 & 1 \\ 3 & 3 & 4 & 1 & 5 & 4 \\ 1 & 2 & 4 & 1 & 4 & 3 \end{bmatrix} \quad (6.28)$$

$$U(\iota_2 3)U(2 \iota_2)\check{C}'_2 = \begin{bmatrix} 0 & 1 & 3 & 0 & 1 & 3 \\ 1 & 2 & 3 & 0 & 2 & 3 \\ 3 & 3 & 4 & 0 & 4 & 4 \\ 0 & 0 & 0 & 0 & 0 & 0 \\ 1 & 2 & 4 & 0 & 3 & 4 \\ 3 & 3 & 4 & 0 & 4 & 5 \end{bmatrix}, \quad U(2 \iota_2)U(\iota_2 3)\check{C}'_2 = \begin{bmatrix} 0 & 1 & 3 & 0 & 3 & 1 \\ 1 & 2 & 3 & 0 & 4 & 2 \\ 3 & 3 & 4 & 0 & 4 & 3 \\ 0 & 0 & 0 & 0 & 0 & 0 \\ 3 & 4 & 4 & 0 & 5 & 4 \\ 1 & 2 & 3 & 0 & 4 & 3 \end{bmatrix}. \quad (6.29)$$

In order to obtain original quivers for knot 5_1 , given in (6.24), from (6.28) and (6.29), we need to remove the fourth row and column in each augmented quiver. However, with this extra row and column it is easy to see why each permutohedron Π_2 has a universal quiver. Let us switch to the diagrammatic view of (6.28) and (6.29):



Evidently, this picture can be closed-up by applying hexagon relation (3.4b) for the left and right permutohedron independently:



where

$$\hat{C}'_1 = \begin{bmatrix} 0 & 1 & 3 & 1 & 1 & 2 & 2 \\ 1 & 2 & 3 & 1 & 2 & 3 & 4 \\ 3 & 3 & 4 & 1 & 4 & 4 & 7 \\ 1 & 1 & 1 & 0 & 1 & 1 & 2 \\ 1 & 2 & 4 & 1 & 3 & 4 & 5 \\ 2 & 3 & 4 & 1 & 4 & 5 & 7 \\ 2 & 4 & 7 & 2 & 5 & 7 & 10 \end{bmatrix}, \quad \hat{C}'_2 = \begin{bmatrix} 0 & 1 & 3 & 0 & 3 & 1 & 4 \\ 1 & 2 & 3 & 0 & 3 & 2 & 5 \\ 3 & 3 & 4 & 0 & 4 & 3 & 7 \\ 0 & 0 & 0 & 0 & 0 & 0 & 0 \\ 3 & 3 & 4 & 0 & 5 & 4 & 8 \\ 1 & 2 & 3 & 0 & 4 & 3 & 6 \\ 4 & 5 & 7 & 0 & 8 & 6 & 14 \end{bmatrix}. \quad (6.31)$$

In other words, it amounts to application of Permutohedron Theorem 1.1 two times, one for each permutohedron Π_2 . The two quivers on top (\hat{C}'_1 and \hat{C}'_2) are universal for each permutohedron Π_2 , and are obtained from unlinking of \check{C}'_1 and \check{C}'_2 , respectively. (The ordering of nodes in \hat{C}'_1 and \hat{C}'_2 given above, corresponds to the leftmost and rightmost paths in diagram (6.30).) However, due to the presence of the extra row and column we cannot immediately apply the universal quiver theorem for the full permutohedra graph. Instead, we first truncate all quivers by removing ι_1 and ι_2 , or equivalently the fourth row and column in (6.28) and (6.29), and apply Lemma 6.3. As a result, the two middle quivers merge into one, and the remaining part of the diagram is

$$\begin{array}{ccccc} & & \hat{C}_1 & & \hat{C}_2 \\ & \nearrow^{(1\iota_1)2} & & \nwarrow_{1(\iota_1)2} & \nearrow^{(2\iota_2)3} \\ C_1 & & & C_{1|2} & & C_2 \\ & \nwarrow_{1(\iota_1)2} & & \nearrow^{(2\iota_2)3} & & \nwarrow_{2(\iota_2)3} \end{array}$$

$$\hat{C}_1 = \begin{bmatrix} 0 & 1 & 1 & 3 & 2 & 2 \\ 1 & 2 & 2 & 3 & 3 & 4 \\ 1 & 2 & 3 & 3 & 4 & 5 \\ 3 & 3 & 3 & 4 & 4 & 7 \\ 2 & 3 & 4 & 4 & 5 & 7 \\ 2 & 4 & 5 & 7 & 7 & 10 \end{bmatrix}, \quad \hat{C}_2 = \begin{bmatrix} 0 & 1 & 1 & 3 & 2 & 4 \\ 1 & 2 & 2 & 3 & 3 & 5 \\ 1 & 2 & 3 & 3 & 4 & 6 \\ 3 & 3 & 3 & 4 & 4 & 7 \\ 2 & 3 & 4 & 4 & 5 & 8 \\ 4 & 5 & 6 & 7 & 8 & 14 \end{bmatrix}. \quad (6.32)$$

(In order to have a visual comparison with (6.24), we re-ordered the nodes according to the number of loops.)

Importantly, we have “lost” the bottom part – this is due to removal the quiver node which has been subject to unlinking in the previous graph. However, the upper part with two universal quivers survives, because no unlinking on the upper part take as an argument either ι_1 or ι_2 . Therefore, having now this diagram and truncated quivers, we can easily connect the two quivers \hat{C}_1 and \hat{C}_2 (by applying Theorem 6.5) by choosing two paths from the gluing quiver $C_{1|2}$ and connecting them. This choice is unique in this case and, after applying square identity (3.4a), we get:

$$\begin{array}{ccccc} & & \hat{C} & & \\ & \nearrow^{(2\iota_2)3} & & \nwarrow_{1(\iota_1)2} & \\ & \hat{C}_1 & & \hat{C}_2 & \\ & \nearrow^{(1\iota_1)2} & & \nwarrow_{2(\iota_2)3} & \\ C_1 & & C_{1|2} & & C_2 \end{array} \quad (6.33)$$

We thus learn that the universal quiver for (6.24) is given by

$$\hat{C} = \begin{bmatrix} 0 & 1 & 1 & 3 & 2 & 2 & 4 \\ 1 & 2 & 2 & 3 & 3 & 4 & 5 \\ 1 & 2 & 3 & 3 & 4 & 5 & 6 \\ 3 & 3 & 3 & 4 & 4 & 7 & 7 \\ 2 & 3 & 4 & 4 & 5 & 7 & 8 \\ 2 & 4 & 5 & 7 & 7 & 10 & 12 \\ 4 & 5 & 6 & 7 & 8 & 12 & 14 \end{bmatrix}. \quad (6.34)$$

We may ask if this permutohedra graph comes from a construction similar to that of Proposition 4.4, where we start from a single quiver and apply unlinking to generate the whole permutohedra graph. Let us return to the diagram (6.30) with two distinct quivers \check{C}_1 and \check{C}_2 which generate each permutohedron Π_2 . It is interesting to see how this picture can be completed so that the whole graph is obtained from a single quiver at the bottom.

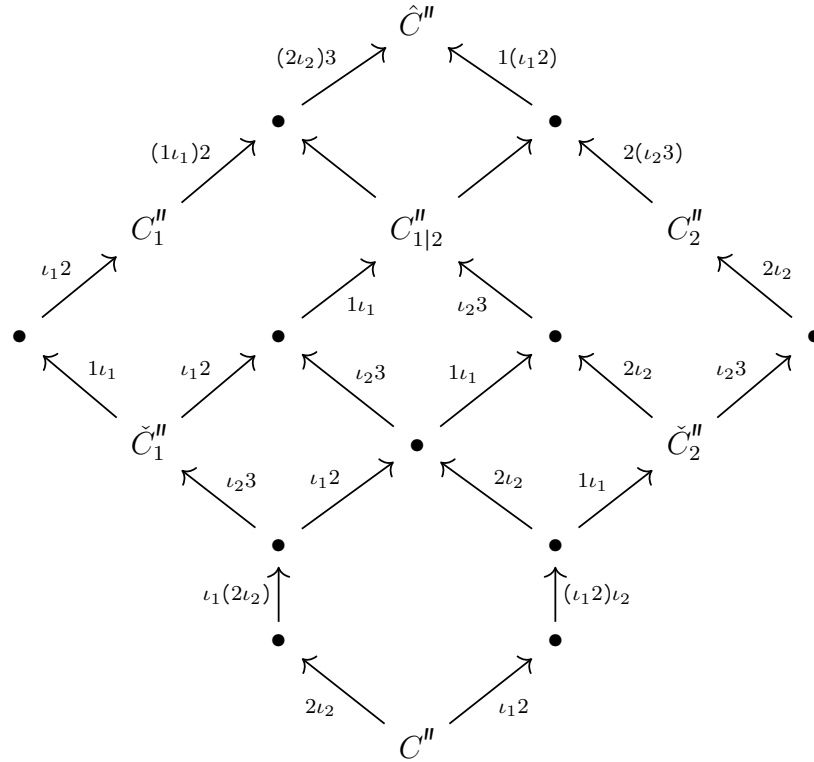


Figure 5: The complete unlinking structure for permutohedra graph for knot 5_1 .

It turns out to be possible and the solution is presented in Fig. 5, where we start from a single quiver $Q'' = (C'', \mathbf{x}'')$ and apply unlinking to generate permutohedra graph consisting two Π_2 and the universal quiver. The structure of unlinkings presented in this

diagram can be applied to any quiver Q'' containing nodes $\{1, 2, 3, \iota_1, \iota_2\}$ but for

$$C'' = \begin{bmatrix} 0 & 1 & 3 & 0 & 2 \\ 1 & 2 & 3 & 1 & 2 \\ 3 & 3 & 4 & 1 & 1 \\ 0 & 1 & 1 & 0 & \alpha \\ 2 & 2 & 1 & \alpha & 0 \end{bmatrix}, \quad (6.35)$$

$$\mathbf{x}'' = [x_1, x_2, x_3, x_{\iota_1}, x_{\iota_2}],$$

we can reproduce quivers corresponding to the knot 5_1 for arbitrary α . More precisely, after removing nodes $\iota_1, \iota_2, (2\iota_2), (\iota_1(2\iota_2)), (\iota_2 3)$ from \check{C}_1'' , and $\iota_1, \iota_2, (\iota_1 2), ((\iota_1 2)\iota_2), (1\iota_1)$ from \check{C}_2'' , quivers from Fig. 5 reproduce quivers from (6.33).²¹ We emphasise that truncation procedure does not preserve the motivic generating series, but it does preserve the structure of unlinkings, as prescribed by Lemma 6.3.

On one hand there are many similarities between Figs. 3 and 5. However, the shape of the diagram is slightly different because of the repeated index in the initial unlinkings $U(\iota_1 2)$ and $U(2\iota_2)$ applied to C'' . Therefore, this case does not precisely fall into the construction of Proposition 4.4, but nevertheless it is quite close to that. We thus believe that a larger class of permutohedra graphs (in particular those coming from knots) arise from a single quiver and multiple unlinking operations applied to this quiver. We leave the investigation of such more general graphs, as well as interpretation of this “minimal” quiver, for a future work.

6.6 Example – universal quiver for knot 7_1

We finish this section with the analysis of the permutohedra graph for knot 7_1 . Although the computations are lengthier, the method still follows the proof of Theorem 6.5:

1. We take the permutohedra graph for knot 7_1 which was found in [26].
2. Each permutohedron in this graph comes from splitting a prequiver, so first we use Theorem 6.4 to find a universal quiver for every permutohedron.
3. We take the gluing points of different permutohedra and sequences of unlinking leading to respective universal quivers and apply the Connector Algorithm.
4. We repeat this procedure for every pair of permutohedra until we find a universal quiver of the knot 7_1 .

The permutohedra graph is depicted on Fig. 6 and consists of 13 quivers. The quiver

²¹As a cross-check, note that C'' must have size at least 5. Then, unlinking it three times yields \check{C}_1'' and \check{C}_2'' , which now have size 8. Therefore, the above mentioned truncation corresponds to the map $\check{C}_i'' \mapsto \check{C}_i$ and gives the initial permutohedra graph (6.24).

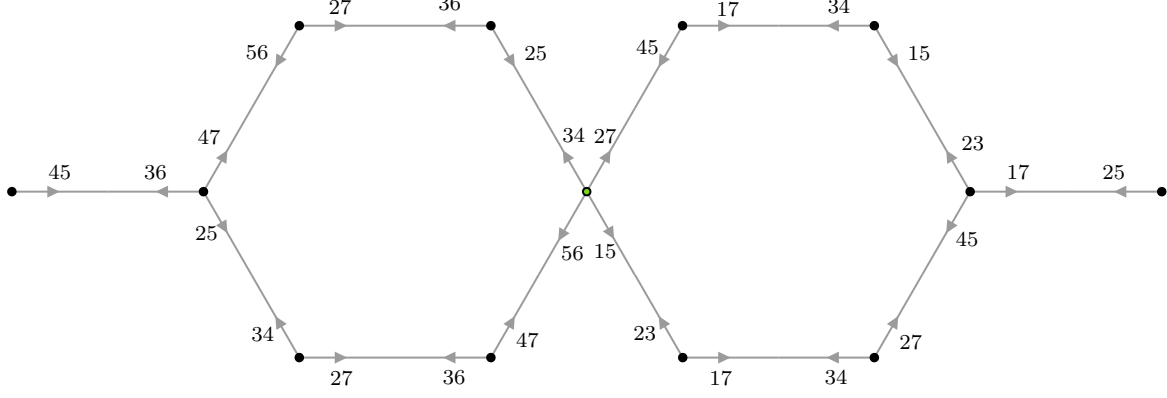


Figure 6: Permutohedra graph for knot 7_1 , formed by two Π_3 glued at the center, and two outer Π_2 glued to each larger permutohedron. We also show unlinking operations, which connect every two quivers sharing the same edge of a permutohedron.

$$C = \begin{bmatrix} 0 & 1 & 1 & 3 & 3 & 5 & 5 \\ 1 & 2 & 2 & 3 & 3 & 5 & 5 \\ 1 & 2 & 3 & 4 & 4 & 6 & 6 \\ 3 & 3 & 4 & 4 & 4 & 5 & 5 \\ 3 & 3 & 4 & 4 & 5 & 6 & 6 \\ 5 & 5 & 6 & 5 & 6 & 6 & 6 \\ 5 & 5 & 6 & 5 & 6 & 6 & 7 \end{bmatrix}, \quad (6.36)$$

$$\mathbf{x} = [a^6 q^{-6}, a^6 t^2 q^{-2}, a^8 t^3 q^{-4}, a^6 q^2 t^4, a^8 t^5, a^6 q^6 t^6, a^8 q^4 t^7],$$

is the gluing node of two permutohedra Π_3 , denoted as the central (green) node in Fig. 6. The prequivers

$$\check{C}_1 = \begin{bmatrix} 0 & 1 & 3 & 5 \\ 1 & 2 & 3 & 5 \\ 3 & 3 & 4 & 5 \\ 5 & 5 & 5 & 6 \end{bmatrix}, \quad \check{C}_2 = \begin{bmatrix} 6 & 5 & 5 & 5 \\ 5 & 0 & 1 & 3 \\ 5 & 1 & 2 & 3 \\ 5 & 3 & 3 & 4 \end{bmatrix}, \quad (6.37)$$

$$\check{\mathbf{x}}_1 = [a^6 q^{-6}, a^6 t^2 q^{-4}, a^6 t^4 q^{-2}, a^6 t^6], \quad \check{\mathbf{x}}_2 = [a^6 t^6, a^6 q^{-6}, a^6 t^2 q^{-4}, a^6 t^4 q^{-2}]$$

correspond to the left and right Π_3 in Fig. 6 respectively. To obtain quivers in the left Π_3 , we perform a $(0, 1)$ -splitting of the three nodes with 2, 4 and 6 loops in \check{C}_1 . Analogously, we get quivers in the right Π_3 by applying a $(1, 3)$ -splitting to the three nodes with 0, 2 and 4 loops in \check{C}_2 . Additionally, there are two Π_2 glued to each of the Π_3 which also come from splitting, but we omit their prequivers for the sake of brevity.

In the next step, we derive the universal quivers for each Π_3 following the steps from

the proof of Theorem 6.4. The resulting quivers are

$$\hat{C}_1 = \begin{bmatrix} 0 & 1 & 1 & 3 & 3 & 5 & 5 & | & 8 & 4 & 6 & 9 & 9 \\ 1 & 2 & 2 & 3 & 3 & 5 & 5 & | & 8 & 5 & 7 & 10 & 10 \\ 1 & 2 & 3 & 3 & 4 & 5 & 6 & | & 9 & 6 & 8 & 11 & 12 \\ 3 & 3 & 3 & 4 & 4 & 5 & 5 & | & 9 & 7 & 8 & 12 & 12 \\ 3 & 3 & 4 & 4 & 5 & 5 & 6 & | & 10 & 8 & 9 & 13 & 14 \\ 5 & 5 & 5 & 5 & 5 & 6 & 6 & | & 11 & 10 & 11 & 16 & 16 \\ 5 & 5 & 6 & 5 & 6 & 6 & 7 & | & 12 & 11 & 12 & 17 & 18 \\ \hline 8 & 8 & 9 & 9 & 10 & 11 & 12 & | & 22 & 19 & 21 & 30 & 31 \\ 4 & 5 & 6 & 7 & 8 & 10 & 11 & | & 19 & 14 & 17 & 24 & 25 \\ 6 & 7 & 8 & 8 & 9 & 11 & 12 & | & 21 & 17 & 20 & 28 & 29 \\ 9 & 10 & 11 & 12 & 13 & 16 & 17 & | & 30 & 24 & 28 & 41 & 41 \\ 9 & 10 & 12 & 12 & 14 & 16 & 18 & | & 31 & 25 & 29 & 41 & 44 \end{bmatrix}, \quad (6.38)$$

$$\hat{x}_1 = \left[a^6 q^{-6}, a^6 t^2 q^{-2}, a^8 t^3 q^{-4}, a^6 q^2 t^4, a^8 t^5, a^6 q^6 t^6, a^8 q^4 t^7, \right. \\ \left. a^{14} q^5 t^{11}, a^{14} t^7 q^{-3}, a^{14} q t^9, a^{20} q^2 t^{13}, a^{22} t^{14} \right],$$

for the left Π_3 and

$$\hat{C}_2 = \begin{bmatrix} 0 & 1 & 1 & 3 & 2 & 5 & 4 & | & 2 & 5 & 4 & 5 & 6 \\ 1 & 2 & 2 & 3 & 3 & 5 & 4 & | & 4 & 6 & 5 & 7 & 8 \\ 1 & 2 & 3 & 4 & 4 & 6 & 6 & | & 5 & 8 & 7 & 9 & 11 \\ 3 & 3 & 4 & 4 & 4 & 5 & 5 & | & 7 & 8 & 8 & 11 & 12 \\ 2 & 3 & 4 & 4 & 5 & 6 & 6 & | & 7 & 9 & 8 & 11 & 13 \\ 5 & 5 & 6 & 5 & 6 & 6 & 6 & | & 11 & 11 & 11 & 16 & 17 \\ 4 & 4 & 6 & 5 & 6 & 6 & 7 & | & 10 & 11 & 11 & 15 & 17 \\ \hline 2 & 4 & 5 & 7 & 7 & 11 & 10 & | & 10 & 15 & 13 & 17 & 20 \\ 5 & 6 & 8 & 8 & 9 & 11 & 11 & | & 15 & 18 & 17 & 23 & 26 \\ 4 & 5 & 7 & 8 & 8 & 11 & 11 & | & 13 & 17 & 16 & 21 & 24 \\ 5 & 7 & 9 & 11 & 11 & 16 & 15 & | & 17 & 23 & 21 & 29 & 32 \\ 6 & 8 & 11 & 12 & 13 & 17 & 17 & | & 20 & 26 & 24 & 32 & 38 \end{bmatrix}, \quad (6.39)$$

$$\hat{x}_2 = \left[a^6 q^{-6}, a^6 t^2 q^{-2}, a^8 t^3 q^{-4}, a^6 q^2 t^4, a^8 t^5, a^6 q^6 t^6, a^8 q^4 t^7, \right. \\ \left. a^{14} t^5 q^{-7}, a^{14} q t^9, a^{14} t^7 q^{-3}, a^{20} t^9 q^{-6}, a^{22} t^{12} q^{-4} \right],$$

for the right Π_3 . The above universal quivers are represented as the yellow nodes centered on each Π_3 in Fig. 7.

Moving to the next step, we select any two sequences of unlinking which transform C into \hat{C}_1 and \hat{C}_2 respectively. As written in Remark 6.6, different choices of such paths lead to different, but equivalent universal quivers. Our choice is presented in Fig. 7 as two paths which start from the central gluing point and end at the center of the left and right permutohedron. Each path has length 5, so we need to construct the $(5, 5)$ -connector using the Connector Algorithm. The resulting structure is presented in Fig. 8. The red node at the top of the structure represents the universal quiver for both permutohedra Π_3 .

Finally, in order to obtain the universal quiver for the whole permutohedra graph, we need to take into account the two external Π_2 . This is achieved by unlinking the top quiver in Fig. 8 twice more – once for the left Π_2 by applying $U(36)$ and once for the right by applying $U(17)$. The reason for this is the following. Let us focus on the left half of the permutohedra graph, shown in Fig. 9. We first have to connect the universal quiver for the left Π_2 , which is given by applying $\mathbf{U}_l = U(36)$ to one of the quivers in Π_3 (the red path). On the other hand, starting from the same quiver and following the purple path $\mathbf{U}_r = U(2(47))U((25)7)U(27)U(25)U(47)$, we obtain universal quiver \hat{C}_1 for Π_3 . Thus, we first have to connect \mathbf{U}_r and \mathbf{U}_l . Note that $U(36)$ commutes with every unlinking in \mathbf{U}_r , so the $(1, 5)$ -connector is a simple application of square identities, and the resulting quiver is obtained from \hat{C}_1 by applying $U(36)$. Analogously, on the right half of the permutohedra graph, we apply $U(17)$ to \hat{C}_2 . Finally, notice that the two paths in Fig. 8 which start from \hat{C}_1, \hat{C}_2 and lead to the universal quiver for both Π_3 , also do not contain unlinking of the nodes 1, 3, 6, 7. We thus conclude that the application of $U(36)U(17)$ (or $U(17)U(36)$, since they commute) connects the external legs and we obtain the universal quiver for the whole permutohedra graph for knot 7_1 :

$$\hat{C} = \begin{bmatrix} 0 & 1 & 1 & 3 & 2 & 5 & 3 & 2 & 5 & 4 & 5 & 6 & 7 & 7 & 11 & 4 & 6 & 9 & 8 & 8 & 12 & 6 & 3 \\ 1 & 2 & 2 & 3 & 3 & 5 & 4 & 4 & 6 & 5 & 7 & 8 & 8 & 9 & 13 & 5 & 7 & 10 & 10 & 11 & 15 & 7 & 5 \\ 1 & 2 & 3 & 3 & 4 & 4 & 6 & 5 & 8 & 7 & 9 & 11 & 9 & 10 & 16 & 6 & 8 & 11 & 12 & 13 & 19 & 7 & 7 \\ 3 & 3 & 3 & 4 & 4 & 5 & 5 & 7 & 8 & 8 & 11 & 12 & 9 & 12 & 17 & 7 & 8 & 12 & 12 & 15 & 20 & 8 & 8 \\ 2 & 3 & 4 & 4 & 5 & 5 & 6 & 7 & 9 & 8 & 11 & 13 & 10 & 12 & 18 & 8 & 9 & 13 & 14 & 16 & 22 & 9 & 8 \\ 5 & 5 & 4 & 5 & 5 & 6 & 6 & 10 & 11 & 11 & 16 & 16 & 11 & 16 & 22 & 10 & 11 & 16 & 16 & 21 & 27 & 10 & 11 \\ 3 & 4 & 6 & 5 & 6 & 6 & 7 & 10 & 11 & 11 & 15 & 17 & 12 & 16 & 23 & 11 & 12 & 17 & 18 & 22 & 29 & 12 & 10 \\ 2 & 4 & 5 & 7 & 7 & 10 & 10 & 10 & 15 & 13 & 17 & 20 & 18 & 20 & 30 & 12 & 15 & 22 & 23 & 25 & 35 & 15 & 12 \\ 5 & 6 & 8 & 8 & 9 & 11 & 11 & 15 & 18 & 17 & 23 & 26 & 20 & 26 & 37 & 16 & 19 & 27 & 28 & 34 & 45 & 19 & 16 \\ 4 & 5 & 7 & 8 & 8 & 11 & 11 & 13 & 17 & 16 & 21 & 24 & 19 & 24 & 35 & 15 & 18 & 26 & 26 & 31 & 42 & 18 & 15 \\ 5 & 7 & 9 & 11 & 11 & 16 & 15 & 17 & 23 & 21 & 29 & 32 & 27 & 33 & 48 & 20 & 25 & 36 & 36 & 42 & 57 & 25 & 20 \\ 6 & 8 & 11 & 12 & 13 & 16 & 17 & 20 & 26 & 24 & 32 & 38 & 30 & 37 & 54 & 23 & 27 & 39 & 41 & 48 & 65 & 27 & 23 \\ 7 & 8 & 9 & 9 & 10 & 11 & 12 & 18 & 20 & 19 & 27 & 30 & 22 & 29 & 41 & 19 & 21 & 30 & 31 & 38 & 50 & 20 & 19 \\ 7 & 9 & 10 & 12 & 12 & 16 & 16 & 20 & 26 & 24 & 33 & 37 & 29 & 37 & 53 & 23 & 27 & 39 & 40 & 47 & 63 & 26 & 23 \\ 11 & 13 & 16 & 17 & 18 & 22 & 23 & 30 & 37 & 35 & 48 & 54 & 41 & 53 & 77 & 34 & 39 & 56 & 58 & 70 & 93 & 38 & 34 \\ 4 & 5 & 6 & 7 & 8 & 10 & 11 & 12 & 16 & 15 & 20 & 23 & 19 & 23 & 34 & 14 & 17 & 24 & 25 & 29 & 40 & 16 & 15 \\ 6 & 7 & 8 & 8 & 9 & 11 & 12 & 15 & 19 & 18 & 25 & 27 & 21 & 27 & 39 & 17 & 20 & 28 & 29 & 35 & 47 & 19 & 18 \\ 9 & 10 & 11 & 12 & 13 & 16 & 17 & 22 & 27 & 26 & 36 & 39 & 30 & 39 & 56 & 24 & 28 & 41 & 41 & 50 & 67 & 27 & 26 \\ 8 & 10 & 12 & 12 & 14 & 16 & 18 & 23 & 28 & 26 & 36 & 41 & 31 & 40 & 58 & 25 & 29 & 41 & 44 & 52 & 70 & 28 & 26 \\ 8 & 11 & 13 & 15 & 16 & 21 & 22 & 25 & 34 & 31 & 42 & 48 & 38 & 47 & 70 & 29 & 35 & 50 & 52 & 61 & 83 & 34 & 30 \\ 12 & 15 & 19 & 20 & 22 & 27 & 29 & 35 & 45 & 42 & 57 & 65 & 50 & 63 & 93 & 40 & 47 & 67 & 70 & 83 & 113 & 46 & 41 \\ 6 & 7 & 7 & 8 & 9 & 10 & 12 & 15 & 19 & 18 & 25 & 27 & 20 & 26 & 38 & 16 & 19 & 27 & 28 & 34 & 46 & 18 & 18 \\ 3 & 5 & 7 & 8 & 8 & 11 & 10 & 12 & 16 & 15 & 20 & 23 & 19 & 23 & 34 & 15 & 18 & 26 & 26 & 30 & 41 & 18 & 14 \end{bmatrix},$$

$$\hat{\mathbf{x}} = [a^6 q^{-6}, a^6 q^{-2} t^2, a^8 q^{-4} t^3, a^6 q^2 t^4, a^8 t^5, a^6 q^6 t^6, a^8 q^4 t^7, a^{14} q^{-7} t^5, a^{14} q t^9, a^{14} q^{-3} t^7, a^{20} q^{-6} t^9, a^{22} q^{-4} t^{12}, \\ a^{14} q^5 t^{11}, a^{20} q^{-2} t^{11}, a^{28} q t^{18}, a^{14} q^{-3} t^7, a^{14} q t^9, a^{20} q^2 t^{13}, a^{22} t^{14}, a^{28} q^{-7} t^{14}, a^{36} q^{-4} t^{21}, a^{14} q t^9, a^{14} q^{-3} t^7].$$

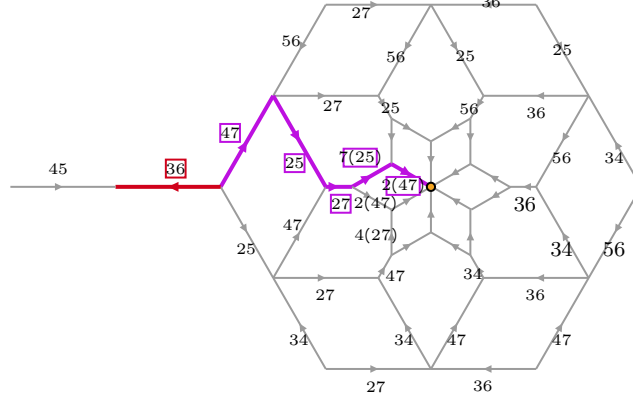


Figure 9: The left half of the permutohedra graph for knot 7_1 with the two marked paths.

7 Future directions

Below we provide a brief outline of interesting directions for future research.

- The obvious generalisation of the results of this paper is to combine operations of unlinking and linking. However, it is not immediate to prove the analogous theorems (most importantly, the Connector Theorem) for such a mixed case. Nevertheless, we still believe that our findings for unlinking also hold in this scenario, as we point out in Sec. 3.3. Showing that mixed case works is very useful for a handful of reasons: for example, many quivers for knots or their complements have both positive and negative entries, and if one wants to prove the uniqueness of the diagonalisation procedure of [28] in full generality, one can do it using the stronger version of Connector Theorem which includes linking. In turn, proving this mixed case will show that BPS spectrum for 3-manifold invariants which admit a quiver presentation is well defined from an infinite diagonal quiver, which would be one step towards understanding their categorification.
- As it turns out, the graphs of equivalent quivers coming from unlinking have quite an intricate structure, and one may wonder whether there are periodic patterns or other interesting formations one can find inside such graphs. For example, we expect the periodicity property for every permutohedra graph, but at the present stage we cannot even say exactly what is the structure of all universal quivers for a given permutohedron. Understanding these patterns, combined with the connection to splitting, may shed some light on spectral sequences hidden behind quivers and prove a stronger version of the correspondence between a set of equivalent quivers and link homology.
- It is very interesting to understand the linking and unlinking operations in the context of vertex operator algebras, where the quiver matrix represents scattering of quasi-particles in an underlying CFT. Besides, linking operation is somewhat similar to the discrete analogue of RG flow for a family of rational CFTs [23]. Thus, the question is whether this is a coincidence, or can that be extended to other cases – most prominently, logarithmic CFTs which are expected to be related to low-dimensional topology.

- Another important problem is to extend our case studies in the present paper from knot conormal to knot complement quivers [34]. Study of unlinking for quivers and permutohedra graphs related to knot complements will improve the general understanding of their F_K invariants and, saying it again, will help to define their homological version. We may also ask if the cohomological Hall algebra of a symmetric quiver plays a role in this potential construction.
- Motivated by the relations to vertex operator algebras and modular forms, we may ask if quiver generating series can form a ring structure – i.e. can linear combinations of quiver generating series be rewritten as a quiver generating series again? Note that the product of two quiver series for matrices $C_{(ij)}$ and $C_{(kl)}$ can be also written as a single quiver in a block diagonal form, so it is closed under multiplication, but not manifestly under addition. As a prototype example, there are two completely different fermionic formulas for the triplet log-VOA [16], but one of them comes from a surgery on trefoil knot and is given by a linear combination of quiver generating series for the same quiver but in a different framing, while the other comes from an intrinsic quasi-particle description for this log-VOA.

Acknowledgements

We thank Jakub Jankowski for collaboration in initial stages of this project. The work of P.S. has been supported by the OPUS grant no. 2022/47/B/ST2/03313 “*Quantum geometry and BPS states*” funded by the National Science Centre, Poland. The work of P.K. has been supported by the Sonata grant no. 2022/47/D/ST2/02058 funded by the National Science Centre, Poland.

A Equivalent quivers and splitting for knots

In this section we summarise the construction of the permutohedra graphs introduced in [26]. The starting point was the following theorem:

Theorem A.1. *Consider a quiver Q corresponding to the knot K and another quiver Q' with the same number of vertices and the same change of variables associated to the knots-quivers correspondence. If Q and Q' are related by a sequence of disjoint transpositions, each exchanging non-diagonal elements*

$$C_{ab} \leftrightarrow C_{cd}, \quad C_{ba} \leftrightarrow C_{dc}, \quad (\text{A.1})$$

for some pairwise different $a, b, c, d, \in Q_0$, such that

$$x_a x_b = x_c x_d \quad (\text{A.2})$$

and

$$C_{ab} = C_{cd} - 1, \quad C_{ai} + C_{bi} = C_{ci} + C_{di} - \delta_{ci} - \delta_{di}, \quad \forall i \in Q_0, \quad (\text{A.3})$$

or

$$C_{cd} = C_{ab} - 1, \quad C_{ci} + C_{di} = C_{ai} + C_{bi} - \delta_{ai} - \delta_{bi}, \quad \forall i \in Q_0, \quad (\text{A.4})$$

then the generating series of Q and Q' – after the application of the knots-quivers change of variables – are equal: $P_Q = P_{Q'}$.

Using this statement, one can take any quiver corresponding to a given knot, check conditions (A.2-A.4), and – if they are satisfied – generate different quivers corresponding to the same knot. In [26] it was proven that the resulting quivers and transpositions that connect them can be represented by vertices and edges of a graph made of several permutohedra glued together. It was done using the procedure of splitting:

Definition A.2. *A (k, l) -splitting of n nodes with permutation $\sigma \in S_n$ in the presence of $m - 2n$ spectators (with corresponding integer shifts h_s) and with a multiplicative factor κ is defined as the following transformation of a quiver $(\check{C}, \check{\mathbf{x}})$ with*

$$\check{C} = \begin{bmatrix} \check{C}_{ss} & \cdots & \check{C}_{si} & \cdots & \check{C}_{sj} \\ \vdots & \ddots & \vdots & & \vdots \\ \check{C}_{is} & \cdots & \check{C}_{ii} & \cdots & \check{C}_{ij} \\ \vdots & & \vdots & \ddots & \vdots \\ \check{C}_{js} & \cdots & \check{C}_{ji} & \cdots & \check{C}_{jj} \end{bmatrix}. \quad (\text{A.5})$$

For any two split nodes i and j , $i < j$, and any spectator s , we transform the matrix \check{C} in the following way (depending on the presence of inversion in permutation σ): either into

$$\begin{bmatrix} \check{C}_{ss} & \cdots & \check{C}_{si} & \check{C}_{si} + h_s & \cdots & \check{C}_{sj} & \check{C}_{sj} + h_s \\ \vdots & \ddots & \vdots & \vdots & & \vdots & \vdots \\ \check{C}_{is} & \cdots & \check{C}_{ii} & \check{C}_{ii} + k & \cdots & \check{C}_{ij} & \check{C}_{ij} + k \\ \check{C}_{is} + h_s & \cdots & \check{C}_{ii} + k & \check{C}_{ii} + l & \cdots & \check{C}_{ij} + k + 1 & \check{C}_{ij} + l \\ \vdots & & \vdots & \vdots & \ddots & \vdots & \vdots \\ \check{C}_{js} & \cdots & \check{C}_{ji} & \check{C}_{ji} + k + 1 & \cdots & \check{C}_{jj} & \check{C}_{jj} + k \\ \check{C}_{js} + h_s & \cdots & \check{C}_{ji} + k & \check{C}_{ji} + l & \cdots & \check{C}_{jj} + k & \check{C}_{jj} + l \end{bmatrix} \quad (\text{A.6})$$

for $\sigma(i) < \sigma(j)$, or

$$\begin{bmatrix} \check{C}_{ss} & \cdots & \check{C}_{si} & \check{C}_{si} + h_s & \cdots & \check{C}_{sj} & \check{C}_{sj} + h_s \\ \vdots & \ddots & \vdots & \vdots & \ddots & \vdots & \vdots \\ \check{C}_{is} & \cdots & \check{C}_{ii} & \check{C}_{ii} + k & \cdots & \check{C}_{ij} & \check{C}_{ij} + k + 1 \\ \check{C}_{is} + h_s & \cdots & \check{C}_{ii} + k & \check{C}_{ii} + l & \cdots & \check{C}_{ij} + k & \check{C}_{ij} + l \\ \vdots & \ddots & \vdots & \vdots & \ddots & \vdots & \vdots \\ \check{C}_{js} & \cdots & \check{C}_{ji} & \check{C}_{ji} + k & \cdots & \check{C}_{jj} & \check{C}_{jj} + k \\ \check{C}_{js} + h_s & \cdots & \check{C}_{ji} + k + 1 & \check{C}_{ji} + l & \cdots & \check{C}_{jj} + k & \check{C}_{jj} + l \end{bmatrix} \quad (\text{A.7})$$

for $\sigma(i) > \sigma(j)$, whereas for any permutation the generating parameters are transformed as follows:

$$\begin{bmatrix} \check{x}_s \\ \vdots \\ \check{x}_i \\ \vdots \\ \check{x}_j \end{bmatrix} \longrightarrow \begin{bmatrix} \check{x}_s \\ \vdots \\ \check{x}_i \\ \check{x}_i \kappa \\ \vdots \\ \check{x}_j \\ \check{x}_j \kappa \end{bmatrix}.$$

Definition A.3. If the inverse of splitting – for any parameters from Definition A.2 – can be applied to a given quiver (C, \mathbf{x}) , we call the target of this operation a prequiver $(\check{C}, \check{\mathbf{x}})$. Conversely, splitting the nodes of a prequiver produces the quiver:

$$(\check{C}, \check{\mathbf{x}}) \longrightarrow (C, \mathbf{x}). \quad (\text{A.8})$$

In [26] it was shown that in the permutohedra graph composed of quivers satisfying conditions (A.2-A.4) each permutohedron arises from splitting of some prequiver.

B Unlinking as a multi-cover skein relation

As discussed in [27], the relation between quivers (and their motivic Donaldson-Thomas invariants) and open topological strings (with respective open Gromov-Witten invariants) allows for interpretation of unlinking (as well as linking) operation as a multi-cover skein relation.

Taking into account the duality between topological strings and Chern-Simons theory, the following setup defines the knots-quivers correspondence in the language of geometry [12]. Recall that the theory associated to the knot K arises from the M-theory on the resolved conifold X with a single M5-brane wrapping the conormal Lagrangian of the knot L_K :

$$\begin{aligned} \text{space-time : } & \mathbb{R}^4 \times S^1 \times X \\ & \cup \qquad \qquad \cup \\ \text{M5 : } & \mathbb{R}^2 \times S^1 \times L_K. \end{aligned} \quad (\text{B.1})$$

In this setup, motivic generating series (1.1) encodes the spectrum of BPS particles originating from M2-branes ending on the M5 brane. From the symplectic geometric point

of view, BPS states correspond to generalized holomorphic curves with boundary on the Lagrangian submanifold L_K (let us stress that the M-theory setup (B.1) with more general Lagrangian submanifolds can be applied to quivers that do not correspond to knots). Furthermore, it is assumed that all holomorphic curves are obtained from combinations of branched covers of finitely many basic discs, which are in one-to-one correspondence with the quiver nodes. This allows to view unlinking operation as an operation on basic disks, which skein the pair of disks through each other, creating a new disk and changing their linking numbers. For example, the simplest case of unlinking

$$C = \begin{bmatrix} 0 & 1 \\ 1 & 0 \end{bmatrix} \rightsquigarrow U(12)C = \begin{bmatrix} 0 & 0 & 0 \\ 0 & 0 & 0 \\ 0 & 0 & 1 \end{bmatrix} \quad (\text{B.2})$$

can be understood as a skein relation shown in Fig. 10 [27]:

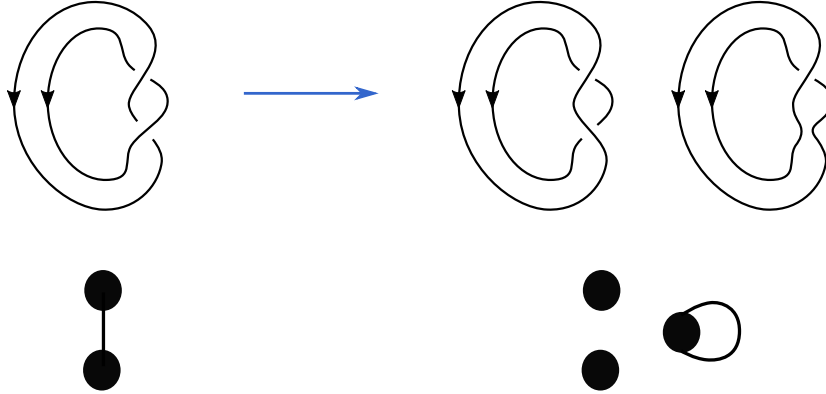


Figure 10: Multi-cover skein relations on linking disks and dual quiver description.

From the physical perspective, it corresponds to expressing the same BPS spectrum in two different ways – on the left we have two basic states and one boundstate, whereas on the right we have three basic states and no interaction. The equality between corresponding generating series can be interpreted as duality between two 3d $\mathcal{N} = 2$ theories [27].

Geometric and physical interpretation of linking is more involved than the case of unlinking. It involves the introduction of the redundant pair of nodes, for which the contributions from each disk cancel each other. The crucial property of linking is that its composition with unlinking leads to a redundant pair of nodes. It also shows that linking is not an inverse of unlinking, since it also increases the number of nodes, but it plays a very similar role. More detailed explanations can be found in [27].

Having said the above, it would be very interesting to understand a multi-cover skein interpretation of the relations (3.15-3.17), as well as other results found in this paper, in the language of curve counts.

C Proof of unlinking identities

Below we provide a detailed proof of identities (3.4a)-(3.4c). Without loss of generality, consider quiver with nodes i, j, k, l, s , where s plays a role of the spectator, i.e. it does not

participate in any unlinking. We have $Q = (C, \mathbf{x})$, where²²

$$C = \begin{bmatrix} C_{ii} & C_{ij} & C_{ik} & C_{il} & C_{is} \\ & C_{jj} & C_{jk} & C_{jl} & C_{js} \\ & & C_{kk} & C_{kl} & C_{ks} \\ & & & C_{ll} & C_{ls} \\ & & & & C_{ss} \end{bmatrix}, \quad \mathbf{x} = \begin{bmatrix} x_i \\ x_j \\ x_k \\ x_l \\ x_s \end{bmatrix}. \quad (\text{C.1})$$

Note that the square relation (3.4a) transforms the vectors of variables (assuming that the variable for newly created node is appended at the bottom) as

$$\begin{bmatrix} x_i \\ x_j \\ x_k \\ x_l \\ x_s \end{bmatrix} \xrightarrow{U(ij)} \begin{bmatrix} x_i \\ x_j \\ x_k \\ x_l \\ x_s \\ \frac{x_i x_j}{q} \end{bmatrix} \xrightarrow{U(kl)} \begin{bmatrix} x_i \\ x_j \\ x_k \\ x_l \\ x_s \\ \frac{x_i x_j}{q} \\ \frac{x_k x_l}{q} \end{bmatrix}, \quad \begin{bmatrix} x_i \\ x_j \\ x_k \\ x_l \\ x_s \end{bmatrix} \xrightarrow{U(kl)} \begin{bmatrix} x_i \\ x_j \\ x_k \\ x_l \\ x_s \\ \frac{x_k x_l}{q} \end{bmatrix} \xrightarrow{U(ij)} \begin{bmatrix} x_i \\ x_j \\ x_k \\ x_l \\ x_s \\ \frac{x_k x_l}{q} \\ \frac{x_i x_j}{q} \end{bmatrix}.$$

Moreover, one can see that the left and right hand sides of (3.4a) give equivalent matrices which differ by permutation of rows and columns:

$$\begin{bmatrix} C_{ii} & C_{ij} - 1 & C_{ik} & C_{il} & C_{is} & C_{ii} + C_{ij} - 1 & C_{ik} + C_{il} \\ & C_{jj} & C_{jk} & C_{jl} & C_{js} & C_{ij} + C_{jj} - 1 & C_{jk} + C_{jl} \\ & & C_{kk} & C_{kl} - 1 & C_{ks} & C_{ik} + C_{jk} & C_{kk} + C_{kl} - 1 \\ & & & C_{ll} & C_{ls} & C_{il} + C_{jl} & C_{kl} + C_{ll} - 1 \\ & & & & C_{ss} & C_{is} + C_{js} & C_{ks} + C_{ls} \\ & & & & & C_{ii} + 2C_{ij} + C_{jj} - 1 & C_{ik} + C_{il} + C_{jk} + C_{jl} \\ & & & & & & C_{kk} + 2C_{kl} + C_{ll} - 1 \end{bmatrix},$$

$$\begin{bmatrix} C_{ii} & C_{ij} - 1 & C_{ik} & C_{il} & C_{is} & C_{ik} + C_{il} & C_{ii} + C_{ij} - 1 \\ & C_{jj} & C_{jk} & C_{jl} & C_{js} & C_{jk} + C_{jl} & C_{ij} + C_{jj} - 1 \\ & & C_{kk} & C_{kl} - 1 & C_{ks} & C_{kk} + C_{kl} - 1 & C_{ik} + C_{jk} \\ & & & C_{ll} & C_{ls} & C_{kl} + C_{ll} - 1 & C_{il} + C_{jl} \\ & & & & C_{ss} & C_{ks} + C_{ls} & C_{is} + C_{js} \\ & & & & & C_{kk} + 2C_{kl} + C_{ll} - 1 & C_{ik} + C_{il} + C_{jk} + C_{jl} \\ & & & & & & C_{ii} + 2C_{ij} + C_{jj} - 1 \end{bmatrix}.$$

In turn, this confirms square relation (3.4a).

²²In this appendix it is convenient to use a column vectors instead of row ones.

For hexagon relations (3.4b)-(3.4c) it is sufficient to consider quiver with nodes i, j, k, s :

$$C = \begin{bmatrix} C_{ii} & C_{ij} & C_{ik} & C_{is} \\ & C_{jj} & C_{jk} & C_{js} \\ & & C_{kk} & C_{ks} \\ & & & C_{ss} \end{bmatrix}, \quad \mathbf{x} = \begin{bmatrix} x_i \\ x_j \\ x_k \\ x_s \end{bmatrix}. \quad (\text{C.2})$$

Note that the left hand side of hexagon (3.4c) transforms the vector of variables as

$$\begin{bmatrix} x_i \\ x_j \\ x_k \\ x_s \end{bmatrix} \xrightarrow{U(ij)} \begin{bmatrix} x_i \\ x_j \\ x_k \\ x_s \\ \frac{x_i x_j}{q} \end{bmatrix} \xrightarrow{U((ij)k)} \begin{bmatrix} x_i \\ x_j \\ x_k \\ x_s \\ \frac{x_i x_j}{q} \\ \frac{x_i x_j x_k}{q^2} \end{bmatrix} \xrightarrow{U(jk)} \begin{bmatrix} x_i \\ x_j \\ x_k \\ x_s \\ \frac{x_i x_j}{q} \\ \frac{x_i x_j x_k}{q^2} \\ \frac{x_j x_k}{q} \end{bmatrix}, \quad (\text{C.3})$$

whereas the right hand side leads to

$$\begin{bmatrix} x_i \\ x_j \\ x_k \\ x_s \end{bmatrix} \xrightarrow{U(jk)} \begin{bmatrix} x_i \\ x_j \\ x_k \\ x_s \\ \frac{x_j x_k}{q} \end{bmatrix} \xrightarrow{U(i(jk))} \begin{bmatrix} x_i \\ x_j \\ x_k \\ x_s \\ \frac{x_j x_k}{q} \\ \frac{x_i x_j x_k}{q^2} \end{bmatrix} \xrightarrow{U(ij)} \begin{bmatrix} x_i \\ x_j \\ x_k \\ x_s \\ \frac{x_j x_k}{q} \\ \frac{x_i x_j x_k}{q^2} \\ \frac{x_i x_j}{q} \end{bmatrix}. \quad (\text{C.4})$$

This means that the only possibility for (3.4c) to hold is when the two resulting quiver matrices differ by a permutation $(ij) \leftrightarrow (jk)$, which means (in particular) that node $(i(jk))$ must be identical to node $((ij)k)$. We will see that this is indeed the case by a direct computation.

Application of the left hand side of hexagon (3.4c) gives

$$\begin{bmatrix} C_{ii} & C_{ij} - 1 & C_{ik} & C_{is} & C_{i,(ij)} & C_{i,((ij)k)} & C_{i,(jk)} \\ & C_{jj} & C_{jk} - 1 & C_{js} & C_{j,(ij)} & C_{j,((ij)k)} & C_{j,(jk)} \\ & & C_{kk} & C_{ks} & C_{k,(ij)} & C_{k,((ij)k)} & C_{k,(jk)} \\ & & & C_{ss} & C_{is} + C_{js} & C_{is} + C_{js} + C_{ks} & C_{js} + C_{ks} \\ & & & & C_{(ij),(ij)} & C_{(ij),((ij)k)} & C_{(ij),(jk)} \\ & & & & & C_{((ij)k),((ij)k)} & C_{((ij)k),(jk)} \\ & & & & & & C_{(jk),(jk)} \end{bmatrix}, \quad (\text{C.5})$$

whereas the right hand side of (3.4c) leads to

$$\begin{bmatrix} C_{ii} & C_{ij} - 1 & C_{ik} & C_{is} & C_{i,(jk)} & C_{i,(i(jk))} & C_{i,(ij)} \\ & C_{jj} & C_{jk} - 1 & C_{js} & C_{j,(jk)} & C_{j,(i(jk))} & C_{j,(ij)} \\ & & C_{kk} & C_{ks} & C_{k,(jk)} & C_{k,(i(jk))} & C_{k,(ij)} \\ & & & C_{ss} & C_{js} + C_{ks} & C_{ks} + C_{is} + C_{js} & C_{is} + C_{js} \\ & & & & C_{(jk),(jk)} & C_{(i(jk)),(jk)} & C_{(ij),(jk)} \\ & & & & & C_{(i(jk)),(i(jk))} & C_{(ij),(i(jk))} \\ & & & & & & C_{(ij),(ij)} \end{bmatrix}. \quad (\text{C.6})$$

For both matrices, we have

$$\begin{aligned} C_{(\alpha\beta),(\alpha\beta)} &= C_{\alpha\alpha} + C_{\beta\beta} + 2C_{\alpha\beta} - 1 \quad \text{for } \alpha\beta = ij \text{ and } \alpha\beta = jk, \\ C_{((ij)k),((ij)k)} &= C_{(i(jk)),(i(jk))} = C_{ii} + C_{jj} + C_{kk} + 2(C_{ij} + C_{ik} + C_{jk} - 1), \\ C_{(ij),((ij)k)} &= C_{(ij),(i(jk))} = C_{ii} + C_{jj} + C_{jk} + 2(C_{ij} - 1), \\ C_{(ij),(jk)} &= C_{jj} + C_{ij} + C_{ik} + C_{jk} - 2, \\ C_{((ij)k),(jk)} &= C_{(i(jk)),(jk)} = C_{jj} + C_{kk} + C_{ij} + C_{ik} + 2(C_{jk} - 1), \\ C_{\alpha,(\beta\gamma)} &= C_{\beta\alpha} + C_{\gamma\alpha} - 1 \quad \text{for } \alpha \in \{i, j, k\}, \beta\gamma = ij \text{ and } \beta\gamma = jk, \\ C_{\alpha,((ij)k)} &= C_{\alpha,(i(jk))} = C_{\alpha i} + C_{\alpha j} + C_{\alpha k} - 1 \quad \text{for } \alpha \in \{i, j, k\}. \end{aligned} \quad (\text{C.7})$$

As a result, matrices (C.5) and (C.6) differ by a single transposition of the row and column corresponding to (ij) and (jk) , which in turn confirms relation (3.4c).

Likewise, for another hexagon (3.4b) we obtain the vectors of variables as transpositions of the rightmost vectors in (C.3) and (C.4). The left hand side of (3.4b) gives

$$\begin{bmatrix} C_{ii} & C_{ij} - 1 & C_{ik} & C_{is} & C_{i,(ij)} & C_{i,(jk)} & C_{i,((ij)k)} \\ & C_{jj} & C_{jk} - 1 & C_{js} & C_{j,(ij)} & C_{j,(jk)} & C_{j,((ij)k)} \\ & & C_{kk} & C_{ks} - 1 & C_{k,(ij)} & C_{k,(jk)} & C_{k,((ij)k)} \\ & & & C_{ss} & C_{is} + C_{js} & C_{js} + C_{ks} & C_{is} + C_{js} + C_{ks} \\ & & & & C_{(ij),(ij)} & C_{(ij),(jk)} & C_{(ij),((ij)k)} \\ & & & & & C_{(jk),(jk)} & C_{(jk),((ij)k)} \\ & & & & & & C_{((ij)k),((ij)k)} \end{bmatrix}, \quad (\text{C.8})$$

whereas the right hand side leads to

$$\begin{bmatrix} C_{ii} & C_{ij} - 1 & C_{ik} & C_{is} & C_{i,(jk)} & C_{i,(ij)} & C_{i,(i(jk))} \\ & C_{jj} & C_{jk} - 1 & C_{js} & C_{j,(jk)} & C_{j,(ij)} & C_{j,(i(jk))} \\ & & C_{kk} & C_{ks} - 1 & C_{k,(jk)} & C_{k,(ij)} & C_{k,(i(jk))} \\ & & & C_{ss} & C_{js} + C_{ks} & C_{is} + C_{js} & C_{is} + C_{js} + C_{ks} \\ & & & & C_{(jk),(jk)} & C_{(ij),(jk)} & C_{(jk),(i(jk))} \\ & & & & & C_{(ij),(ij)} & C_{(ij),(i(jk))} \\ & & & & & & C_{(i(jk)),(i(jk))} \end{bmatrix}. \quad (\text{C.9})$$

For both matrices, we have

$$\begin{aligned}
C_{(\alpha\beta),(\alpha\beta)} &= C_{\alpha\alpha} + C_{\beta\beta} + 2C_{\alpha\beta} - 1 \quad \text{for } \alpha\beta = ij \text{ and } \alpha\beta = jk, \\
C_{((ij)k),((ij)k)} &= C_{(i(jk)),(i(jk))} = C_{ii} + C_{jj} + C_{kk} + 2(C_{ij} + C_{ik} + C_{jk} - 1), \\
C_{(ij),((ij)k)} &= C_{(jk),i(jk)} = C_{ii} + C_{jj} + C_{jk} + 2(C_{ij} - 1), \\
C_{(ij),(jk)} &= C_{jj} + C_{ij} + C_{ik} + C_{jk} - 1, \\
C_{((ij)k),(jk)} &= C_{(i(jk)),(jk)} = C_{jj} + C_{kk} + C_{ij} + C_{ik} + 2(C_{jk} - 1), \\
C_{\alpha,(\beta\gamma)} &= C_{\beta\alpha} + C_{\gamma\alpha} - 1 \quad \text{for } \alpha \in \{i, j, k\}, \beta\gamma = ij \text{ and } \beta\gamma = jk, \\
C_{\alpha,((ij)k)} &= C_{\alpha,i(jk)} = C_{\alpha i} + C_{\alpha j} + C_{\alpha k} - 1 \quad \text{for } \alpha \in \{i, k\}, \\
C_{j,((ij)k)} &= C_{j,i(jk)} = C_{\alpha i} + C_{\alpha j} + C_{\alpha k} - 2.
\end{aligned} \tag{C.10}$$

As the result, the two matrices (C.5) and (C.6) differ by a single transposition of the row and column corresponding to (ij) and (jk) , which in turn confirms relation (3.4b).

Note, however, that the resulting quivers corresponding to (3.4b) and (3.4c) are not quite the same: they differ by a transposition of a pair of arrows between $\{j, ((ij)k)\}$ and $\{(ij), (jk)\}$ (which can be eliminated by applying unlinking once again).

References

- [1] M. Kontsevich and Y. Soibelman, *Stability structures, motivic Donaldson-Thomas invariants and cluster transformations*, [arXiv:0811.2435](#).
- [2] M. Kontsevich and Y. Soibelman, *Cohomological Hall algebra, exponential Hodge structures and motivic Donaldson-Thomas invariants*, *Commun.Num.Theor.Phys.* **5** (2011) 231–352, [[arXiv:1006.2706](#)].
- [3] A. I. Efimov, *Cohomological Hall algebra of a symmetric quiver*, *Compos. Math.* **148** (2012), no. 4 1133–1146, [[arXiv:1103.2736](#)].
- [4] M. Reineke, *Degenerate cohomological hall algebra and quantized donaldson-thomas invariants for m-loop quivers*, *Doc. Math.* **17** (2012) 1. [arXiv:1102.3978](#).
- [5] H. Franzen and M. Reineke, *Semi-stable Chow-Hall algebras of quivers and quantized Donaldson-Thomas invariants*, *Alg. Number Th.* **12** (2018), no. 5 1001–1025, [[arXiv:1512.03748](#)].
- [6] S. Meinhardt and M. Reineke, *Donaldson-Thomas invariants versus intersection cohomology of quiver moduli*, *J. Reine Angew. Math.* **2019** (2019), no. 754 143–178, [[arXiv:1411.4062](#)].
- [7] V. Dotsenko and S. Mozgovoy, *DT invariants from vertex algebras*, [arXiv:2108.10338](#).
- [8] V. Dotsenko, E. Feigin, and M. Reineke, *Koszul algebras and Donaldson–Thomas invariants*, *Lett. Math. Phys.* **112** (2022) 106, [[arXiv:2111.07588](#)].
- [9] P. Kucharski, M. Reineke, M. Stosic, and P. Sulkowski, *Knots-quivers correspondence*, *Adv. Theor. Math. Phys.* **23** (2019), no. 7 1849–1902, [[arXiv:1707.04017](#)].

- [10] P. Kucharski, M. Reineke, M. Stosic, and P. Sulkowski, *BPS states, knots and quivers*, *Phys. Rev.* **D96** (2017), no. 12 121902, [[arXiv:1707.02991](#)].
- [11] M. Panfil, P. Sulkowski, and M. Stosic, *Donaldson-Thomas invariants, torus knots, and lattice paths*, *Phys. Rev.* **D98** (2018), no. 2 026022, [[arXiv:1802.04573](#)].
- [12] T. Ekhholm, P. Kucharski, and P. Longhi, *Physics and geometry of knots-quivers correspondence*, *Commun. Math. Phys.* **379** (2020), no. 2 361–415, [[arXiv:1811.03110](#)].
- [13] P. Kucharski, *Quivers for 3-manifolds: the correspondence, BPS states, and 3d $\mathcal{N} = 2$ theories*, *JHEP* **09** (2020) 075, [[arXiv:2005.13394](#)].
- [14] T. Ekhholm, A. Gruen, S. Gukov, P. Kucharski, S. Park, and P. Sulkowski, *\widehat{Z} at Large N : From Curve Counts to Quantum Modularity*, *Commun. Math. Phys.* **396** (2022), no. 1 143–186, [[arXiv:2005.13349](#)].
- [15] T. Ekhholm, A. Gruen, S. Gukov, P. Kucharski, S. Park, M. Stošić, and P. Sulkowski, *Branches, quivers, and ideals for knot complements*, *J. Geom. Phys.* **177** (2022) 104520, [[arXiv:2110.13768](#)].
- [16] M. C. N. Cheng, S. Chun, B. Feigin, F. Ferrari, S. Gukov, S. M. Harrison, and D. Passaro, *3-Manifolds and VOA Characters*, [arXiv:2201.04640](#).
- [17] M. Panfil and P. Sulkowski, *Topological strings, strips and quivers*, *JHEP* **01** (2019) 124, [[arXiv:1811.03556](#)].
- [18] T. Kimura, M. Panfil, Y. Sugimoto, and P. Sulkowski, *Branes, quivers and wave-functions*, *SciPost Phys.* **10** (2021) 51, [[arXiv:2011.06783](#)].
- [19] W. Nahm, *Conformal field theory and torsion elements of the Bloch group*, [hep-th/0404120](#).
- [20] R. Kedem, T. R. Klassen, B. M. McCoy, and E. Melzer, *Fermionic quasiparticle representations for characters of $G(1)1 \times G(1)1 / G(1)2$* , *Phys. Lett. B* **304** (1993) 263–270, [[hep-th/9211102](#)].
- [21] R. Kedem, T. R. Klassen, B. M. McCoy, and E. Melzer, *Fermionic sum representations for conformal field theory characters*, *Phys. Lett. B* **307** (1993) 68–76, [[hep-th/9301046](#)].
- [22] S. Dasmahapatra, R. Kedem, T. R. Klassen, B. M. McCoy, and E. Melzer, *Quasiparticles, conformal field theory, and q series*, *Int. J. Mod. Phys. B* **7** (1993) 3617–3648, [[hep-th/9303013](#)].
- [23] A. Berkovich, B. M. McCoy, A. Schilling, and S. O. Warnaar, *Bailey flows and Bose-Fermi identities for the conformal coset models $(A(1)(1))N \times (A(1)(1))N\text{-prime} / (A(1)(1))N+N\text{-prime}$* , *Nucl. Phys. B* **499** (1997) 621–649, [[hep-th/9702026](#)].

- [24] M. Flohr, C. Grabow, and M. Koehn, *Fermionic expressions for the characters of $c(p,1)$ logarithmic conformal field theories*, *Nucl. Phys. B* **768** (2007) 263–276, [[hep-th/0611241](#)].
- [25] B. Feigin, E. Feigin, and I. Tipunin, *Fermionic formulas for $(1,p)$ logarithmic model characters in $\Phi_{2,1}$ quasiparticle realisation*, *Adv. Stud. Pure Math.* **61** (2011) 161–184, [[arXiv:0704.2464](#)].
- [26] J. Jankowski, P. Kucharski, H. Larraguivel, D. Noshchenko, and P. Sulkowski, *Permutohedra for knots and quivers*, *Phys. Rev. D* **104** (2021) 086017, [[arXiv:2105.11806](#)].
- [27] T. Ekholm, P. Kucharski, and P. Longhi, *Multi-cover skeins, quivers, and 3d $\mathcal{N} = 2$ dualities*, *JHEP* **02** (2020) 018, [[arXiv:1910.06193](#)].
- [28] J. Jankowski, P. Kucharski, H. Larraguivel, D. Noshchenko, and P. Sulkowski, *Quiver Diagonalization and Open BPS States*, *Commun. Math. Phys.* **402** (2023), no. 2 1551–1584, [[arXiv:2212.04379](#)].
- [29] H. Ooguri and C. Vafa, *Knot invariants and topological strings*, *Nucl. Phys.* **B577** (2000) 419–438, [[hep-th/9912123](#)].
- [30] J. M. F. Labastida and M. Marino, *Polynomial invariants for torus knots and topological strings*, *Comm. Math. Phys.* **217** (2001), no. 2 423–449, [[hep-th/0004196](#)].
- [31] J. M. F. Labastida, M. Marino, and C. Vafa, *Knots, links and branes at large N* , *JHEP* **11** (2000) 007, [[hep-th/0010102](#)].
- [32] M. Stosic and P. Wedrich, *Rational links and DT invariants of quivers*, *Int. Math. Res. Not.* **rnz289** (2019) [[arXiv:1711.03333](#)].
- [33] M. Stosic and P. Wedrich, *Tangle addition and the knots-quivers correspondence*, *J. London Math. Soc.* **104** (2020), no. 1 341–361, [[arXiv:2004.10837](#)].
- [34] T. Ekholm, P. Kucharski, and P. Longhi, *Knot homologies and generalized quiver partition functions*, *Lett. Math. Phys.* **113** (2023), no. 6 117, [[arXiv:2108.12645](#)].