

POINT-WISE CHARACTERIZATIONS OF LIMITS OF PLANAR SOBOLEV HOMEOMORPHISMS AND THEIR QUASI-MONOTONICITY

DANIEL CAMPBELL

ABSTRACT. We present three novel classifications of the weak sequential (and strong) limits in $W^{1,p}$ of planar diffeomorphisms. We introduce a concept called QM condition which is a kind of separation property for pre-images of closed connected sets and show that u satisfies this property exactly when it is the limit of Sobolev homeomorphisms. Further, we prove that $u \in W_{\text{id}}^{1,p}((-1,1)^2, \mathbb{R}^2)$ is the limit of a sequence of homeomorphisms exactly when there are classically monotone mappings $g_\delta : [-1,1]^2 \rightarrow \mathbb{R}^2$ and very small open sets U_δ such that $g_\delta = u$ on $[-1,1]^2 \setminus U_\delta$. Also, we introduce the so-called the three curve condition, which is in some sense reminiscent of the NCL condition of [2] but for u^{-1} instead of for u , and prove that a map is the $W^{1,p}$ limit of planar Sobolev homeomorphisms exactly when it satisfies this property. This improves on results in [3] answering the question from [9].

1. INTRODUCTION

We are naturally led to the study of weak (and strong) limits of Sobolev homeomorphisms (or diffeomorphisms) from \mathbb{R}^n to \mathbb{R}^n in the context of variational models of bulk energy in non-linear elasticity, because we may consider all such mappings to be meaningful deformations. In the case $n = 2$ and $p \geq 2$, a succinct categorization was provided by Iwaniec and Onninen in [9]. Their theorem says that the weak closure of Sobolev homeomorphisms coincides with the strong closure of diffeomorphisms and is characterized by Sobolev monotone maps.

Definition 1.1. Let $X, Y \subset \mathbb{R}^2$ be compact connected sets. We say that a continuous $u : X \rightarrow Y$ is a monotone map from X onto Y if $u^{-1}(y) = \{x \in X; u(x) = y\}$ is a closed connected set.

A characterization of monotone maps is thanks to Youngs [13]

Theorem 1.2. *Let $X, Y \subset \mathbb{R}^2$ be Jordan domains of the same topological type. A map $h : X \xrightarrow{\text{onto}} Y$ is monotone if and only if it is the uniform limit of a sequence of homeomorphisms $u_k : X \xrightarrow{\text{onto}} Y$.*

For $p > 2 = n$ the usual embedding of $W^{1,p}$ into continuous functions suffices to realize that limits in $W^{1,p}$ must also be uniform limits. The case $p = 2$ is substantially more challenging. It was known (see [7, Corollary 7.5.1]) that planar homeomorphisms in $W^{1,2}$ have a modulus of continuity. For analytical reasons proven in [9, Lemma 4.3, Lemma 4.5]

Date: January 23, 2024.

2010 Mathematics Subject Classification. Primary 46E35; Secondary 30E10, 58E20.

Key words and phrases. Monotone mappings, INV mappings, Non-crossing mappings, Non-crossing on lines mappings.

the modulus of continuity is conveyed to their limits. This was instrumental in proving their theorem [9, Theorem 1.2] cited below.

Theorem 1.3. *Let X and Y be bounded multiply connected Lipschitz domains in \mathbb{R}^2 and $h_j : X \xrightarrow{\text{onto}} Y$ homeomorphisms converging weakly to h in the space $W^{1,p}(X, \mathbb{R}^2)$, $p \geq 2$. Then there exists a sequence of homeomorphisms (actually C^∞ -diffeomorphisms)*

$$h_j^* : X \xrightarrow{\text{onto}} Y, \quad h_j^* \in h + W_0^{1,p}(X, \mathbb{R}^2),$$

converging to h strongly in $W^{1,p}(X, \mathbb{R}^2)$. The same holds for simply connected domains, except for $p = 2$, in which case the mappings h_j must be fixed either at one point in X or at three points on ∂X .

Moreover, the same authors show in [8] that even for $p \in [1, 2)$ any $W^{1,p}$ limit of planar homeomorphisms is a monotone map, if we assume a priori that the limit is a continuous map.

A key result of [3] (found in Theorem B) is that the weak sequential closure and strong closure of homeomorphisms and/or diffeomorphisms in $W_{\text{id}}^{1,p}((-1, 1)^2, \mathbb{R}^2)$ (for the definition see Section 2.1) coincide. Therefore, in the following we will refer only to the closure of homeomorphisms in $W_{\text{id}}^{1,p}((-1, 1)^2, \mathbb{R}^2)$ and for short we will write this as $\overline{H \cap W_{\text{id}}^{1,p}((-1, 1)^2, \mathbb{R}^2)}$.

In [9, Question 2.4] the authors pose the question, whether the class of $W^{1,p}$ ‘‘monotone mappings’’ coincides with the class of limits of Sobolev homeomorphisms. It is clear that being the limit of homeomorphisms must convey some sense of monotonicity. What is less clear is what is the ‘correct’ monotonicity condition to guarantee that a map is the limit of homeomorphisms. The reason for this is the lack of continuity of the mappings in the class of limits. For a continuous map the following conditions are all equivalent (see [9, Proposition 3.4] or [3, Lemma 4.24]):

- the preimage of every point is a closed connected set, equivalently the preimage of a closed connected set is a closed connected set, equivalently the map satisfies the INV^+ condition (see Definition 2.16, Lemma 2.20 and Lemma 2.21)
- the preimage of every point is a closed connected set which does not disconnect the plane (we call this the very weak monotonicity (VWM) condition)
- the preimage of every closed connected set which does not disconnect the plane is a closed connected set which does not disconnect the plane (we call this the weak monotonicity (WM) condition)
- the map is the uniform limit of homeomorphisms (we call this Youngs monotone).

It is immediate that WM implies VWM implies INV^+ . It is easy to check that homeomorphisms satisfy the INV^+ condition and it was already known that this class is closed under Sobolev limits. Thus the INV^+ condition was known to be necessary for a map to a limit of homeomorphisms. For some time, many experts believed that the INV^+ condition was precisely the correct monotonicity condition to guarantee that a Sobolev map can be approximated by homeomorphisms. One of the results in the ground-breaking paper for the sub-critical case [3], however, is that there are $\overline{W_{\text{id}}^{1,p}((-1, 1)^2, \mathbb{R}^2)}$ mappings satisfying the INV^+ condition which are not in $\overline{H \cap W_{\text{id}}^{1,p}((-1, 1)^2, \mathbb{R}^2)}$.

With great attention to technical details it was shown in [3, Theorem C] that if u is in $\overline{W_{\text{id}}^{1,p}((-1, 1)^2, \mathbb{R}^2)}$ and is weakly monotone, then $u \in \overline{H \cap W_{\text{id}}^{1,p}((-1, 1)^2, \mathbb{R}^2)}$. Although

the proof is very intricate and insightful, there are reasons not to be satisfied with the sufficiency result since already the radial stretching map $x \rightarrow \frac{x}{|x|}$ fails the WM condition (see Lemma 6.2). We are able to significantly simplify the proof using our novel QM condition and prove also Theorem B. The authors of [3] propose the question: “is the VWM condition sufficient to guarantee that if u is in $W_{\text{id}}^{1,p}((-1, 1)^2, \mathbb{R}^2)$ then u is in $H \cap W_{\text{id}}^{1,p}((-1, 1)^2, \mathbb{R}^2)$?” This question is extremely challenging since none of the known counter examples can refute the claim but it is not obvious how to exploit the condition to find a limiting sequence of injective maps. The authors of this paper agree that the question is very interesting and would find a negative answer very surprising. On the other hand, the authors of [3] already knew that not even the VWM condition is necessary for a map to be the limit of homeomorphisms (see the example in [3, Section 5.4]).

Another breakthrough result of [3] was their characterization for the Sobolev limits of planar homeomorphisms. This result has been very useful, for example in showing the way how to approach strict limits in BV for example (see [1]). To this point it is the only characterization known (to the author) for limits of planar homeomorphisms in $W^{1,p}$ for $p \in [1, 2)$. In order to be able to approximate a planar map in $W^{1,p}$ by diffeomorphisms the authors of [3] devised the so-called no-crossing condition. Roughly speaking, $u \in W_{\text{id}}^{1,p}((-1, 1)^2, \mathbb{R}^2)$ satisfies the no crossing condition if for (almost) every grid of lines $\Gamma \subset [-1, 1]^2$ so that $u|_{\Gamma}$ is continuous, there exist continuous injective $\varphi_m : \Gamma \rightarrow \mathbb{R}^2$ with $\varphi_m \rightrightarrows u$ on Γ . For the precise definition see Definition 2.22. Although this condition allows the authors to readily approximate their map, it is a rather complicated condition to check and there has been repeated interest in finding a simpler or more explicit classification, which comes closer to answering the question from [9], i.e. we would like to find the ‘correct’ monotonicity condition. Note that [2] was one such attempt to find such a characterization using a condition called NCL (see Definition 2.27).

We give three such equivalent conditions. The first of these we call *quasi-monotonicity*, for the precise definition see Definition 2.29. Roughly speaking, u is quasi-monotone when for every δ we can find a monotone g_δ such that $u = g_\delta$ outside a very small set, i.e. outside U_δ , where $\mathcal{H}_\delta^1(U_\delta) < \delta$. This is even stronger than saying that u is Youngs monotone on $[-1, 1]^2 \setminus U_\delta$.

The second condition is called the three-curve condition. Loosely speaking, we can say that, if for some reason we knew that the preimage of every injective Lipschitz curve ψ is a Lipschitz curve γ , then the three curve condition is akin to saying that γ is not self-crossing i.e. there are injective Lipschitz curves converging to γ in the uniform metric (by curve we mean parameterized curve). Of course there is no reason to expect that the preimage of a curve should look like a curve, even for continuous monotone maps (unless $J_u > 0$ a.e.) so the condition is somewhat more complicated and can be found at Definition 2.33 (refer also to Definition 2.32). As stated earlier, a related condition called the NCL condition was studied in [2]. The NCL condition, loosely speaking, means that the image of an injective Lipschitz curve in u is not self-crossing (i.e. can be approximated uniformly by continuous injective curves). It was proved that the NCL condition did not imply even the INV^+ condition (unless $J_u > 0$ a.e.). For this reason, we consider the fact that a similar condition on the inverse mapping is equivalent with the map being the Sobolev limit of homeomorphisms quite noteworthy.

The third condition is called the QM condition and can be found at Definition 2.30. It is a kind of separation property for the preimages of closed connected sets whose union

does not disconnect the plane. It suffices to verify for the condition for injective Lipschitz curves whose union do not disconnect the plane. If for some reason we knew that the preimage of the pair of injective Lipschitz curves was a pair of injective Lipschitz curves, then the QM condition is akin to saying that the two preimage curves (although they may intersect each other) cannot cross over each other. We express this by saying that for the pair of closed connected sets C_1, C_2 and every $r, \delta > 0$ there are disjoint Jordan domains $V_i \subset u^{-1}(C_i + B(0, r)) \cup U_\delta$ containing $u^{-1}(C_i) \setminus U_\delta$, where U_δ are some small open sets as above. For another description see Remarks 2.31, point (1).

The characterization theorem is as follows.

Theorem A. *Let $p \in [1, 2]$ and let $u \in W_{\text{id}}^{1,p}((-1, 1)^2, \mathbb{R}^2)$. Then the following are equivalent*

- a) $u \in \overline{H \cap W_{\text{id}}^{1,p}((-1, 1)^2, \mathbb{R}^2)}$,
- b) u is quasi-monotone on $[-1, 1]^2$ (see Definition 2.29),
- c) u has the three-curve property (see Definition 2.33),
- d) u satisfies the QM property (see Definition 2.30).

Remark 1.4. Let L be a segment in $(-1, 1)^2$. It is easy to construct a map $u \in H \cap W_{\text{id}}^{1,p}((-1, 1)^2, \mathbb{R}^2)$ for any $p \in [1, \infty]$ such that u maps L onto itself 3 times with u parametrizing L in some middle third in the opposite direction to how it parametrizes L on its end thirds. Then the image of L in any injective continuous approximation of u will either be ‘S’ shaped or ‘Z’ shaped (see Figure 1). In the case that $p \geq 2$ and u is necessarily continuous one can use Theorem 1.2 to show that the geometry of the image of the segment in every sufficiently accurate injective approximation u is always of the type (i.e. always ‘S’ or always ‘Z’). A key step and a very technical one in proving [3, Theorem C] was showing that their maps have a unique order for separating curves that have the same image in u (see [3, Proposition 4.19] and preparatory lemmas). Since the maps they consider are less general than maps in $H \cap W_{\text{id}}^{1,p}((-1, 1)^2, \mathbb{R}^2)$ it was not clear that such a unique order must necessarily hold for the class of limits. A corollary of the fact that a) is equivalent with b) in Theorem A, is that given any curve $\varphi \subset \{u = g_\delta\}$ then the uniqueness of the geometry of approximations of g_δ implies the same uniqueness for u and this is clearly independent of the choice of sufficiently small positive δ . This observation is the key to proving the equivalence of c) with a). This observation is only made deeper with respect to Theorem B.



FIGURE 1. If a mapping is not injective then there may be many ways to approximate its restriction to a curve by injective maps which may have very different geometry. Here we see an ‘S’ shape in blue and a ‘Z’ shape in red, both of which could be the image of an injective approximation of a map that maps a segment onto another 3 times.

We consider it appropriate to demonstrate the utility of Theorem A and especially the QM condition. In order to do this let us demonstrate that it leads to a much simpler proof of [3, Theorem C], i.e. let us prove that a $W_{\text{id}}^{1,p}((-1, 1)^2, \mathbb{R}^2)$ weakly monotone map satisfies the QM condition.

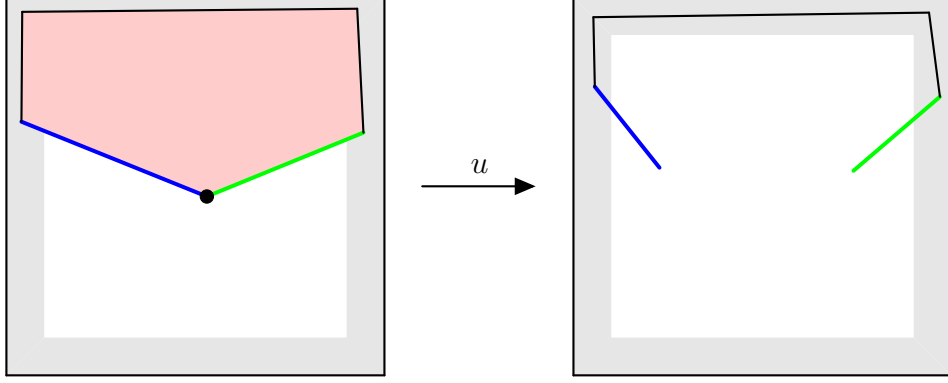


FIGURE 2. Let, for example C_1 be the blue set on the right and C_2 be the green set on the right. Let γ be the black curve in the shaded area by the boundary where u is identity. If there is some point $(x, y) \in u^{-1}(C_1) \cap u^{-1}(C_2)$ then necessarily $u^{-1}(C_1 \cup C_2 \cup \gamma)$ must disconnect the plane (shaded red component).

Proof that u satisfies WM $\Rightarrow u \in \overline{H \cap W_{\text{id}}^{1,p}((-1, 1)^2, \mathbb{R}^2)}$. The reader may consult Figure 2. Let C_1, C_2 be a pair of disjoint closed sets such that $(-1, 1)^2 \setminus (C_1 \cup C_2)$ is connected. Because $u \in W_{\text{id}}^{1,p}((-1, 1)^2, \mathbb{R}^2)$ we may assume that there is a $\xi > 0$ such that $u(x, y) = (x, y)$ for all $\text{dist}((x, y), \partial(-1, 1)^2) < \xi$. Without loss of generality we may assume that $C_i \cap \{(x, y) : \text{dist}((x, y), \partial(-1, 1)^2) < \xi\} \neq \emptyset$. Then we can find a curve γ inside $\{(x, y) : \text{dist}((x, y), \partial(-1, 1)^2) < \xi\}$ intersecting C_1 and C_2 such that $C_3 := C_1 \cup C_2 \cup \gamma$ is closed connected and does not disconnect $(-1, 1)^2$. Then $u^{-1}(C_3)$ is closed connected and does not disconnect $(-1, 1)^2$. If $u^{-1}(C_1) \cap u^{-1}(C_2) \neq \emptyset$, then there is a bounded component of $\mathbb{R}^2 \setminus u^{-1}(C_3)$ which is a contradiction. Then $\text{dist}(u^{-1}(C_1), u^{-1}(C_2)) > 0$. Each component G of U_δ has $\text{diam } G \leq \delta$ and therefore, for $\delta \in (0, \frac{1}{2} \text{dist}(u^{-1}(C_1), u^{-1}(C_2)))$, G intersects at most one of $u^{-1}(C_i)$. Then define $V_i = u^{-1}(C_i) + B(0, \rho) \cup \bigcup_{G \cap u^{-1}(C_i) \neq \emptyset} G$ for sufficiently small ρ since u is uniformly continuous on $[-1, 1]^2 \setminus U_\delta$. \square

The astute reader may have noticed the surprising implication of the above proof.

Theorem B. *Let $u \in W_{\text{id}}^{1,p}((-1, 1)^2, \mathbb{R}^2)$. Then u is weakly monotone if and only if it is monotone.*

Proof. It is easy to prove that a monotone map is weakly monotone using Theorem 1.2.

Let C_1, C_2 be as in the above proof then $u^{-1}(C_1) \cap u^{-1}(C_2) = \emptyset$. Thus we have that $u_{\text{multi}}(x, y)$ (see Definition 2.19) is a singleton for each (x, y) . This implies that u is continuous at (x, y) . Since this holds for all (x, y) we have that u is continuous on $[-1, 1]^2$ and therefore monotone. \square

1.1. Plan for the paper and outline of the proof of Theorem A. In Section 2 we give definitions we need, recall some known results and prove some preparatory lemmas.

We split the proof of Theorem A into three parts, $a)$ is equivalent with $b)$ is proved in Theorem 3.2, $a)$ is equivalent with $c)$ is proved in Theorem 4.3 and $a)$ is equivalent with $d)$ is proved in Theorem 5.2.

$b) \Rightarrow a)$ If U_δ is an open set with small projection onto coordinate axes, then we can find a grid of horizontal and vertical lines avoiding it. If the restriction of u on a grid is equal to the restriction of a monotone map on the grid, then it satisfies the no-crossing condition on this grid. This allows us to construct a diffeomorphism v_δ with $\int |Dv_\delta|^p$ bounded by $\int |Du|^p$. By sending $\delta \rightarrow 0$ and so refining the grid we converge weakly to u in $W^{1,p}$.

$a) \Rightarrow b)$ The key to is to carefully choose a sequence of grids Γ_k , each of which are subsets of $[-1, 1]^2 \setminus U_\delta$, a set on which u is uniformly continuous. Then by careful extension of an injective uniform approximation of u on Γ_k and an application of the Arzela-Ascoli theorem we find a monotone map h_k on $[-1, 1]^2$ equal to u on Γ_k . On $[-1, 1]^2 \setminus U_\delta$ the grids Γ_k become very fine meaning $h_k \rightrightarrows u$ on $[-1, 1]^2 \setminus U_\delta$. On the rest of the set, we are careful to make sure that the sequence is almost constant. This is enough to make sure that $h_k \rightrightarrows u$ on $[-1, 1]^2$. The limit g_δ is monotone and is equal to u on $[-1, 1]^2 \setminus U_\delta$.

$b) \Rightarrow c)$ We use $b)$ to find a homeomorphism $h : (-1, 1)^2 \rightarrow (-1, 1)^2$ uniformly very close to u except in U_δ , a set not seen by $\varphi([0, 1])$. Then we modify $h^{-1} \circ \psi([0, 1])$ slightly to get exactly the γ we want.

$c) \Rightarrow a)$ Firstly we show that if we have a stronger property for grids Γ and \mathcal{G} , i.e. there is a Lipschitz injective $g : \mathcal{G} \rightarrow \mathbb{R}^2$ such that $g(\mathcal{G}) \cap \Gamma = u^{-1}(\mathcal{G}) \cap \Gamma$, then the equivalence follows easily. Then it suffices to prove the stronger property follows from the weaker. We make $\varphi([0, 1])$ that looks like a grid Γ in the preimage but has some ‘holes’ by the vertexes (see Figure 7). We make $\psi([0, 1/2])$ that looks like an arrival grid and $\psi([1/2, 1])$ goes around the images of the vertexes of the grid in the preimage (see Figure 8). The second part of ψ allows us to assume that $\gamma([0, 1])$ does not ‘go through’ the holes by the vertexes of Γ and we can replace the image of φ with the grid Γ . By careful analysis of the curve γ we show it is possible ‘plug the holes’ near preimages of vertexes of \mathcal{G} without intersecting the rest of $\gamma([0, 1])$ or Γ . This allows us to construct a new injective Lipschitz g from \mathcal{G} intersecting Γ exactly in $u^{-1}(\mathcal{G}) \cap \Gamma$, which is precisely the stronger property.

$b) \Rightarrow d)$ This is an easy exercise of Theorem 1.2.

$d) \Rightarrow c)$ We show that the QM condition implies the NCL condition. We may assume that $\varphi([0, 1])$ disconnects $[-1, 1]^2$. Using the NCL condition, for every $(w, z) \in [-1, 1]^2 \setminus u(\varphi([0, 1]))$ we uniquely determine a ‘side’ of $u(\varphi([0, 1]))$ which we say (w, z) lies on. The QM condition allows us to construct parts of the curve γ as curves in domains V_i which contain $\psi(I_i)$, where $I_i \subset [0, 1]$ are intervals. By a careful adjustment we make sure they intersect $\varphi([0, 1])$ exactly once exactly where we want them. Since V_i are pairwise disjoint so are these curves. It remains to carefully connect the curves so that the final curve is injective.

2. PRELIMINARIES

Throughout the paper we call the projections $\pi_1(x, y) = x, \pi_2(x, y) = y$. By \mathcal{L}^n we denote the standard n -dimensional Lebesgue measure and by \mathcal{H}^s the s -dimensional Hausdorff measure.

2.1. Special Sobolev spaces. Let $u \in W^{1,p}((-1, 1)^2, \mathbb{R}^2)$. We say that $u \in W_{\text{id}}^{1,p}((-1, 1)^2, \mathbb{R}^2)$ if $[u(x) - x] \in W_0^{1,p}((-1, 1)^2, \mathbb{R}^2)$.

Let $\Gamma = \bigcup_{i=1}^N \{x_i\} \times [-1, 1] \cup \bigcup_{j=1}^N [-1, 1] \times \{y_j\}$ be the finite union of horizontal and vertical lines. Throughout the course of this paper, we work with function spaces of the type $W^{1,p}(\Gamma)$ but since this is not standard we explain explicitly what we mean by this notation. We say that $u \in W^{1,p}(\Gamma)$ if u is absolutely continuous on every segment $\{x_i\} \times [-1, 1]$, $[-1, 1] \times \{y_j\}$ and

$$(2.1) \quad \sum_{j=1}^N \int_{-1}^1 |\partial_1 u(x, y_j)|^p dx + \sum_{i=1}^N \int_{-1}^1 |\partial_2 u(x_i, y)|^p dy < \infty.$$

We can define a norm on $W^{1,p}(\Gamma)$ as the $\frac{1}{p}$ power of $\int |u|^p$ plus the expression in (2.1). The space shares many well-known properties of $W^{1,p}((a, b))$ especially concepts such as weak convergence, which implies uniform convergence. For shorthand we write $D_\tau u$ to denote the function $\partial_2 u$ on $\bigcup_{i=1}^N \{x_i\} \times [-1, 1]$ and $\partial_1 u$ on $\bigcup_{j=1}^N [-1, 1] \times \{y_j\}$.

It is well known for any $u \in W^{1,p}((-1, 1)^2)$ (for the correct representative of u) that $u|_\Gamma \in W^{1,p}(\Gamma)$ for almost every choice of x_i and almost every choice of y_j . Specifically, for $u \in W^{1,p}((-1, 1)^2)$ we denote the sets $G_x = G_x(u)$ and $G_y = G_y(u)$ as

$$(2.2) \quad G_x = \{x \in (-1, 1); u(x, \cdot) \in W^{1,p}(-1, 1)\}$$

and

$$(2.3) \quad G_y = \{y \in (-1, 1); u(\cdot, y) \in W^{1,p}(-1, 1)\}.$$

For mappings into \mathbb{R}^2 the definitions are extended in the natural way by components.

We often work with rectangles like $K = [x, \tilde{x}] \times [y, \tilde{y}]$. When we write λK for $\lambda > 0$ we mean the set

$$\lambda K = \left\{ (a, b) \in \mathbb{R}^2 : \left(\frac{x+\tilde{x}}{2} + \frac{2a-x-\tilde{x}}{2\lambda}, \frac{y+\tilde{y}}{2} + \frac{2b-y-\tilde{y}}{2\lambda} \right) \in K \right\}.$$

During the paper we often use sets that we call suitable k -grids for u . Let us now define what such a set is.

Definition 2.1. Let $p \in [1, \infty)$ and let $u \in W^{1,p}((-1, 1)^2)$. Let $k \in \mathbb{N}$, let the sets $X_k = \{x_{k,i} \in [-1, 1]; i = 0, 1, \dots, M_k^x\}$, $Y_k = \{y_{k,j} \in [-1, 1]; j = 0, 1, \dots, M_k^y\}$ satisfy

- (1) $x_{k,0} = y_{k,0} = -1$, and $x_{k,M_k^x} = y_{k,M_k^y} = 1$
- (2) $x_{k,i} - x_{k,i-1}, y_{k,j} - y_{k,j-1} \in (2^{-k}, 2^{2-k})$ for $i \in \{1, 2, \dots, M_k^x\}$ and $j \in \{1, 2, \dots, M_k^y\}$.

Then we call

$$\Gamma_k = \bigcup_{i=0}^{M_k^x} \{x_{k,i}\} \times [-1, 1] \cup \bigcup_{j=0}^{M_k^y} [-1, 1] \times \{y_{k,j}\},$$

a k -grid. We say Γ_k is a suitable k -grid for u if

- (1) $u|_{\Gamma_k} \in W^{1,p}(\Gamma_k)$,
- (2) there exists a $\hat{C} > 0$ such that for all $0 \leq j \leq M_k^y$ and all $q \in [1, p]$

$$(2.4) \quad \int_{-1}^1 |\partial_1 u(x, y_{k,j})|^q dx \leq \hat{C} 2^k \int_{y_{k,j-2^{-k-4}}}^{y_{k,j}+2^{-k-4}} \int_{-1}^1 |Du(x, y)|^q dx dy$$

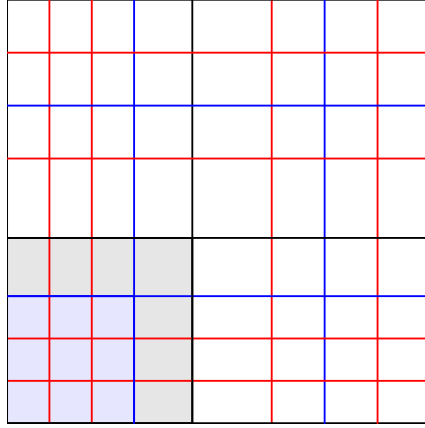


FIGURE 3. We construct our grid Γ_1 by splitting the square by the black lines. The grid Γ_2 is made by including the blue lines. The grid Γ_3 is made by adding red lines. We make sure that neighboring lines in Γ_k have distance close to 2^{-k} by adding the correct number of lines between neighbors, either 0, 1 or 2 lines are added.

and for all $0 \leq i \leq M_k^x$

$$(2.5) \quad \int_{-1}^1 |\partial_2 u(x_{k,i}, y)|^q dy \leq \hat{C} 2^k \int_{x_{k,i}-2^{-k-4}}^{x_{k,i}+2^{-k-4}} \int_{-1}^1 |Du(x, y)|^q dy dx.$$

If $\Gamma_1 \subset \Gamma_2 \subset \dots$ is an increasing collection of suitable k -grids for u for each $k \in \mathbb{N}$ with \hat{C} independent of k then we say that that $\mathfrak{G} = \{\Gamma_k\}_{k \in \mathbb{N}}$ is a suitable grid system for u .

Proposition 2.2 (The existence of many suitable grid systems). *Let $p \in [1, \infty)$, let $u \in W^{1,p}((-1, 1)^2, \mathbb{R}^2)$ and let $S_u \subset (-1, 1)^2$ with $\mathcal{H}^1(S_u) = 0$ be such that $u|_{[-1, 1]^2 \setminus S_u}$ is continuous on $[-1, 1]^2 \setminus S_u$. There exists $\mathfrak{G} = \{\Gamma_k\}_{k \in \mathbb{N}}$ a suitable grid system for u satisfying (2.4) and (2.5) with the constant $\hat{C} = 32$.*

Moreover for each $k \in \mathbb{N}$ each $i \in \{0, 1, \dots, M_k^x\}$ and each $j \in \{0, 1, \dots, M_k^y\}$ such that $x_{k,i} \notin X_{k-1}$ (respectively $y_{k,j} \notin Y_{k-1}$) there is a set $E_{k,i}^1 \subset \mathbb{R}$ (respectively $E_{k,j}^2 \subset \mathbb{R}$) with $\mathcal{L}^1(E_{k,i}^1), \mathcal{L}^1(E_{k,j}^2) \geq 2^{-k-3}$ and every choice of $x_{k,i} \in E_{k,i}^1, y_{k,j} \in E_{k,j}^2$ constructs a suitable grid system for u satisfying (2.4) and (2.5) with the constant $\hat{C} = 32$.

Proof. Firstly, assume that u is a scalar function. By an interpolation argument it suffices to prove (2.4) and (2.5) for $q = 1$ and $q = p$. Let $\Gamma_0 = \{-1\} \times [-1, 1] \cup \{1\} \times [-1, 1] \cup [-1, 1] \times \{-1\} \cup [-1, 1] \times \{1\}$, then Γ_0 is a suitable 0-grid for u . Now we continue by induction and assume that we have Γ_k a suitable k -grid for u and construct Γ_{k+1} . We show how to construct the sets $E_{k+1,i}^1$, the construction of $E_{k+1,j}^2$ is similar. Any choice of $x_{k+1,i} \in E_{k+1,i}^1$, respectively $y_{k+1,j} \in E_{k+1,j}^2$ yields our Γ_{k+1} .

How we construct the sets $E_{k+1,\tilde{i}}^1$ depends on the value of $x_{k,i+1} - x_{k,i}$. The reader should consult Figure 3. If $x_{k,i+1} - x_{k,i} \in (2^{-k}, 2^{1-k}]$ then we do not choose any new $x_{k+1,\tilde{i}} \in (x_{k,i+1}, x_{k,i})$. If $x_{k,i+1} - x_{k,i} \in (2^{1-k}, \frac{3}{2}2^{1-k}]$ then we choose one new $x_{k+1,\tilde{i}} \in (x_{k,i+1}, x_{k,i})$. In this case call

$$F_{k+1,\tilde{i}}^1 = \left(\frac{x_{k,i+1} + x_{k,i}}{2} - 2^{-k-3}, \frac{x_{k,i+1} + x_{k,i}}{2} + 2^{-k-3} \right) \cap G_x \setminus \pi_1(S_u)$$

and then $\mathcal{L}^1(F_{i,k+1}^1) = 2^{-k-2}$. For all $x \in F_{i,k+1}^1$ it holds that

$$[x_{k,i+1} - x], [x - x_{k,i}] \in (2^{-k} - 2^{-k-3}, \frac{3}{2}2^{-k} + 2^{-k-3}) \subset (2^{-k-1}, 2^{1-k}).$$

If $x_{k,i+1} - x_{k,i} \in (\frac{3}{2}2^{1-k}, 2^{2-k})$ then we choose two new points $x_{k+1,\tilde{i}}, x_{k+1,\tilde{i}+1} \in (x_{k,i+1}, x_{k,i})$. In this case call

$$F_{k+1,\tilde{i}}^1 = \left(\frac{x_{k,i+1} + 2x_{k,i}}{3} - 2^{-k-3}, \frac{x_{k,i+1} + 2x_{k,i}}{3} + 2^{-k-3} \right) \cap G_x \setminus \pi_1(S_u)$$

and

$$F_{k+1,\tilde{i}+1}^1 = \left(\frac{2x_{k,i+1} + x_{k,i}}{3} - 2^{-k-3}, \frac{2x_{k,i+1} + x_{k,i}}{3} + 2^{-k-3} \right) \cap G_x \setminus \pi_1(S_u)$$

and then $\mathcal{L}^1(F_{k+1,\tilde{i}}^1) = \mathcal{L}^1(F_{k+1,\tilde{i}+1}^1) = 2^{-k-2}$. For all $s \in F_{k+1,\tilde{i}}^1$ and all $t \in F_{k+1,\tilde{i}+1}^1$ it holds that

$$[x_{k,i+1} - t], [t - s], [s - x_{k,i}] \in (2^{-k} - 2^{-k-2}, \frac{2}{3}2^{1-k} + 2^{-k-2}) \subset (2^{-k-1}, 2^{1-k}).$$

In both of the cases when we add some new points $x_{k+1,\tilde{i}}$ we have

$$\int_{F_{k,\tilde{i}}^1} \int_{-1}^1 |\partial_2 u(x, y)| \, dy dx \leq 2^{k+2} \int_{x_{k,i}}^{x_{k,i+1}} \int_{-1}^1 |\partial_2 u(x, y)| \, dy dx$$

and

$$\int_{F_{k,\tilde{i}}^1} \int_{-1}^1 |\partial_2 u(x, y)|^p \, dy dx \leq 2^{k+2} \int_{x_{k,i}}^{x_{k,i+1}} \int_{-1}^1 |\partial_2 u(x, y)|^p \, dy dx$$

Arguing that $\mathcal{L}^1(\{y \in I : f(y) > \lambda \int_I f\}) \leq \lambda^{-1} \mathcal{L}^1(I)$ we find that the set of $x_{k+1,\tilde{i}} \in F_{k,\tilde{i}}^1$ satisfying

$$\int_{-1}^1 |\partial_1 u(x_{k,\tilde{i}}, y)| \, dx \leq 32 \cdot 2^k \int_{x_{k,i}}^{x_{k,i+1}} \int_{-1}^1 |\partial_2 u(x, y)| \, dy dx$$

and

$$\int_{-1}^1 |\partial_1 u(x, y_j)|^p \, dx \leq 32 \cdot 2^k \int_{x_{k,i}}^{x_{k,i+1}} \int_{-1}^1 |\partial_2 u(x, y)|^p \, dy dx$$

each has measure at least $\frac{7}{8}2^{-k-2}$. Therefore, the measure of their intersection is at least $\frac{3}{4} \cdot 2^{-k-2}$. We repeat the above estimates on both coordinate functions and the intersection of the sets on which the estimates hold for both coordinate functions simultaneously is at least $2^{k-3} > 0$, that is the set $E_{k+1,\tilde{i}}^1$. The proof for $E_{k+1,\tilde{j}}^2$ and $\partial_2 u$ is similar. The choice of $E_{k+1,\tilde{i}}^1 \subset G_x \setminus \pi_1(S_u)$ and $E_{k+1,\tilde{j}}^2 \subset G_y \setminus \pi_2(S_u)$ together with the estimates above guarantee that $u|_{\Gamma_k} \in W^{1,p}(\Gamma_k)$ and that $\Gamma \cap S_u = \emptyset$. \square

2.2. Linearization of a map on a grid. The main result we want to formulate here is Proposition 2.10, which is a summary of an approach used in [3] and has been useful since. We include the details for the convenience of the reader even though they are not new. In the proof we use a version of the following area formula. Let $\varphi : (0, 1) \rightarrow \mathbb{R}$ be absolutely continuous and $A \subset (0, 1)$ be Borel set, then (see e.g. [10, Theorem 3.65] where $\psi = \chi_A$)

$$\int_A |\varphi'(t)| dt = \int_{\mathbb{R}} \mathcal{H}^0(\{t \in A : \varphi(t) = z\}) dz.$$

The following corollary for $\varphi : \Gamma_k \rightarrow \mathbb{R}$ absolutely continuous on a k -grid Γ_k and $A \subset \Gamma_k$ follows simply

$$(2.6) \quad \int_A |D_\tau \varphi| d\mathcal{H}^1 = \int_{\mathbb{R}} \mathcal{H}^0(\{t \in A : \varphi(t) = z\}) dz.$$

We define the concept of the generalized segment, already introduced in [3], which is useful for proving Proposition 2.10.

Definition 2.3 (generalized segments). Let $R > 0$, let $-R = w_0 < w_1 < \dots < w_M = R$, $-R = z_0 < z_1 < \dots < z_M = R$, and let $\mathcal{G} = \bigcup_{n=0}^M \{w_n\} \times [-R, R] \cup [-R, R] \times \{z_n\}$. Let $R_{n,m} = [w_n, w_{n+1}] \times [z_m, z_{m+1}]$ be a rectangle of the grid \mathcal{G} . Let $X \neq Y$ and $X, Y \in \partial R \subset \mathcal{G}$. Given $\xi > 0$ a small parameter, the *generalized segment* $[XY]_\xi$ between X and Y in $R_{n,m}$ with parameter ξ is defined as the standard segment XY if the two points are not on the same side of $\partial R_{n,m}$; otherwise, $[XY]$ is the union of the two segments XM and MB , where M is the point inside $R_{n,m}$ whose distance from the side containing X and Y is $\xi|X - Y|/2$ and the projection of M on the segment XY is the mid-point of XY .

The following claim from [1] is straightforward.

Proposition 2.4. *Let $R \subset \mathbb{R}^2$ be a rectangle and let $a, b \in \partial R$. Let $[ab]_\xi$ be the generalized segment from a to b in R with parameter $\xi > 0$. Then*

$$\mathcal{H}^1([ab]) \leq (1 + \xi)|b - a|.$$

Definition 2.5. Let $K \in \mathbb{N}$ and $\gamma_i : [0, 1] \rightarrow \mathbb{R}^2, i = 1, \dots, K$ be such that

- (1) γ_i is Lipschitz continuous and injective,
- (2) $\gamma_i([0, 1]) \cap \gamma_j([0, 1])$ contains at most one point for every $i \neq j$,
- (3) if $\gamma_i(t) = \gamma_j(s)$ then both of the derivatives exist and are linearly independent,
- (4) $\gamma_i([0, 1]) \cap \gamma_j([0, 1]) \cap \gamma_n([0, 1]) = \emptyset$ if $i \neq j \neq n \neq i$.

Then we call $\{\gamma_i\}_{i=1}^K$ a general grid.

Definition 2.6. Let $\{\sigma_i\}$ be a general grid, call $\Gamma = \bigcup_{i=1}^M \sigma([0, 1])$ and let $\varphi : \Gamma \rightarrow \mathbb{R}^2$. We say that an injective Lipschitz continuous curve $g : A \rightarrow \mathbb{R}^2$, where $A = [0, 1]$ or A is the unit circle is a good arrival curve for φ if

- $F = \varphi^{-1}(g(A))$ is finite and $F \cap \sigma_i([0, 1]) \cap \sigma_j([0, 1]) = \emptyset$ for each $1 \leq i < j \leq K$,
- for all $s \in A$ such that $g(s) \in \varphi(F)$ there exists $g'(s)$ (or $D_\tau g(s)$ in case A is the circle)
- for every $(x, y) \in F$ there exists $D_\tau \varphi(x, y)$ (here we implicitly understand that $\sigma'_i(t) \neq 0$ for the unique $t \in [0, 1]$ and the unique $1 \leq i \leq K$ such that $\sigma_i(t) = (x, y)$)
- the vectors $D_\tau \varphi(x, y)$ and $g'(s)$ are linearly independent whenever $\varphi(x, y) = g(s)$.

Further, for $M \in \mathbb{N}$ let $\{\gamma_j\}_{j=1}^M$ be a general grid such that $\gamma_j : [0, 1] \rightarrow \mathbb{R}^2$ is a good arrival curve for φ for each $j = 1, \dots, M$ and also $\gamma_i([0, 1]) \cap \gamma_j([0, 1]) \cap \varphi(\Gamma) = \emptyset$, then we call $\{\gamma_j\}$ a good arrival grid for φ .

Remark 2.7. All the good arrival grids we actually use in this paper are collections of curves whose image is either a vertical or a horizontal segment. In this case we will assume that the curves have constant-speed parametrization, and it is enough to specify the image of the curves as in (2.7).

The authors of [3] proved that good arrival grids exist for suitable restrictions of $W^{1,p}$ maps. The following is a version of the proof given there for the convenience of the reader.

Proposition 2.8. *Let $p \in [1, \infty)$, let Γ_k be a k -grid, let $\varphi \in W^{1,p}(\Gamma_k, \mathbb{R}^2)$. For every $M \in \mathbb{N}$ and for \mathcal{L}^M -almost every $(w_1, \dots, w_M), (z_1, \dots, z_M) \in \mathbb{R}^M$ the set*

$$(2.7) \quad \mathcal{G} = \bigcup_{n=0}^M \{w_n\} \times \mathbb{R} \cup \mathbb{R} \times \{z_n\}$$

is a good arrival grid for φ (under the convention of Remark 2.7).

Proof. Recall that we call the projections $\pi_1(x, y) = x, \pi_2(x, y) = y$. Since $\varphi \in W^{1,1}(\Gamma_k, \mathbb{R}^2)$, it is absolutely continuous and so too is $\pi_i \circ \varphi$ for $i = 1, 2$. Therefore, we can apply the area formula from (2.6) for $\pi_i \circ \varphi$ for $i = 1, 2$. Denote

$$\tilde{N}_i = \{(x, y) \in \Gamma_k; \text{ the derivative } D_\tau \varphi(x, y) \text{ does not exist}\} \cup \{t \in \Gamma_k; D_\tau \pi_i \circ \varphi(x, y) = 0\}.$$

We can clearly fix a Borel set $N_i \supset \tilde{N}_i$ and $\mathcal{H}^1(N_i \setminus \tilde{N}_i) = 0$. We have $|D_\tau \pi_i \circ \varphi| = 0$ \mathcal{H}^1 -almost everywhere in N_i . From (2.6)

$$\begin{aligned} \mathcal{L}^1(\pi_i \circ \varphi(\tilde{N}_i)) &\leq \mathcal{L}^1(\pi_i \circ \varphi(N_i)) \leq \int_{\mathbb{R}} \mathcal{H}^0(\{t \in N_i : \pi_i(\varphi(t)) = z\}) dz \\ &= \int_{N_i} |D_\tau \pi_i \circ \varphi| d\mathcal{H}^1 = 0. \end{aligned}$$

Further, since $\varphi \in W^{1,1}(\Gamma_k, \mathbb{R}^2)$, the area formula applied to $\pi_i \circ \varphi$ again gives

$$\infty > \int_{\Gamma_k} |D_\tau \varphi| d\mathcal{H}^1 \geq \int_{\Gamma_k} |D_\tau \pi_i \circ \varphi| d\mathcal{H}^1 = \int_{-\infty}^{\infty} \mathcal{H}^0(\{(x, y) : \pi_i(\varphi(x, y)) = z\}) d\mathcal{L}^1(z)$$

and so

$$(2.8) \quad \mathcal{H}^0(\varphi(\Gamma_k) \cap (\{w\} \times \mathbb{R})) < \infty \text{ and } \mathcal{H}^0(\varphi(\Gamma_k) \cap (\mathbb{R} \times \{z\})) < \infty$$

for almost every $w, z \in \mathbb{R}$. We choose $-R = w_0 < w_1 < \dots < w_M = R$, with $w_n \in \mathbb{R} \setminus N_1$ and $-R = z_0 < z_1 < \dots < z_M = R$, with $z_m \in \mathbb{R} \setminus N_2$ so that (2.8) holds. Since $\mathcal{H}^1(\{\pi_1 \circ \varphi(x_i, y_j); 0 \leq i, j \leq 2^k\}) = \mathcal{H}^1(\{\pi_2 \circ \varphi(x_i, y_j); 0 \leq i, j \leq 2^k\}) = 0$ we may assume that $(w_n, z_m) \in \mathbb{R}^2 \setminus \varphi(x_i, y_j)$, where (x_i, y_j) are the crossing points of the k -grid Γ_k . By choosing the points w_n first we get a finite set $\varphi(\Gamma_k) \cap \{w_n\} \times \mathbb{R}$ and then choosing z_m we may assume that $\varphi(\Gamma_k) \cap \{(w_n, z_m)\} = \emptyset$. \square

Remark 2.9. The arguments used above easily extend to the case, where we replace \mathcal{G} with a single circle centered at (a, b) of radius $r > 0$. That is, let $\varphi \in W^{1,p}(\Gamma_k, \mathbb{R}^2)$ and let $(a, b) \in \mathbb{R}^2$ then for \mathcal{L}^1 -almost every $r > 0$ the curve $g : \partial B(0, 1) \rightarrow \mathbb{R}^2, g(\theta) = (a, b) + r\theta$ is a good arrival curve for φ .

The following proposition is the application of arrival grids. We hope that by formulating the following proposition we make the utility of the tool more readily accessible.

Proposition 2.10. *Let $p \in [1, \infty)$, let Γ_k be a k -grid, let $\varphi \in W^{1,p}(\Gamma_k, \mathbb{R}^2)$ and let for every $\delta > 0$ there exists an injective and continuous $\varphi_\delta : \Gamma_k \rightarrow \mathbb{R}^2$ such that $|\varphi_\delta(s) - \varphi(s)| < \delta$ for all $s \in \Gamma_k$. Then there exist continuous piecewise linear injective $\gamma_l \rightrightarrows \varphi$ on Γ_k such that*

$$(2.9) \quad \limsup_{l \rightarrow \infty} \int_{\Gamma_k} |D_\tau \gamma_l|^p \leq \int_{\Gamma_k} |D_\tau \varphi|^p$$

and $\{|D_\tau \gamma_l|\}_{l \in \mathbb{N}}$ is uniformly integrable on Γ_k .

Proof. Without loss of generality, we may assume that $\varphi(\Gamma_k), \varphi_\delta(\Gamma_k) \subset (-R, R)^2$ for all $\delta > 0$ for some $R > 0$. We start with a simple observation that an elementary piecewise linear approximation has all the properties we want except for possibly injectivity. Achieving the injectivity of the approximation forms the larger (second) part of the proof.

Let $\varepsilon_l > 0$ and let us assume that we have a decomposition of Γ_k into essentially disjoint segments. For each of the segments X let it hold that $\int_X |D_\tau \varphi| < \varepsilon_l$. Let the function $\tilde{\gamma}_l : \Gamma_k \rightarrow \mathbb{R}^2$ be defined on each segment X as the linear interpolation of the values of φ at the endpoints of X . We have

$$\int_{\Gamma_k} |D_\tau \tilde{\gamma}_l|^q = \sum_{X \subset \Gamma_k} \left| \int_X D_\tau \varphi \right|^q \mathcal{H}^1(X) \leq \sum_{X \subset \Gamma_k} \int_X |D_\tau \varphi|^q = \int_{\Gamma_k} |D_\tau \varphi|^q$$

holds for all $q \in [1, \infty)$. This proves (2.9) for $\tilde{\gamma}_l$ including the uniform integrability of $|D_\tau \tilde{\gamma}_l|$. Further $|\tilde{\gamma}_l(t) - \varphi(t)| < 2\varepsilon_l$ for all $t \in X$.

Moreover, for any $\gamma_l : \Gamma_k \rightarrow \mathbb{R}^2$ which is linear on each of the segments $X = t_1 t_2$ and satisfies

$$(2.10) \quad \max \{|\gamma_l(t_1) - \tilde{\gamma}_l(t_1)|, |\gamma_l(t_2) - \tilde{\gamma}_l(t_2)|\} < \varepsilon_l \min \{1, |\varphi(t_1) - \varphi(t_2)|\}$$

we have $|\gamma_l(t) - \varphi(t)| < 4\varepsilon_l$ for all $t \in \Gamma_k$ and

$$\int_{\Gamma_k} |D_\tau \gamma_l|^p \leq (1 + 2\varepsilon_l)^p \sum_{X \subset \Gamma_k} \left(\int_X |D_\tau \varphi| \right)^p \mathcal{H}^1(X) \leq (1 + 2\varepsilon_l)^p \int_{\Gamma_k} |D_\tau \varphi|^p$$

thus proving (2.9).

With regards to the above it suffices to show that for each $\varepsilon > 0$ one can decompose Γ_k into finitely many essentially disjoint segments, such that $\int_X |D_\tau \varphi| < \varepsilon$ for each of the segments X and that there is a corresponding piecewise linear map γ like γ_l from the previous paragraph that is injective. In the following we describe how to achieve this.

Using Proposition 2.8 we find a good arrival grid for φ , precisely

$$\mathcal{G} = \bigcup_{n=0}^M \{w_n\} \times [-R, R] \cup [-R, R] \times \{z_n\}$$

with M chosen large enough so that $0 < w_{n+1} - w_n, z_{m+1} - z_m < \varepsilon$. We have $F = \varphi^{-1}(\mathcal{G})$ is a finite set thanks to (2.8). Let us choose $\eta > 0$ so small that

- ⊠ the balls $B(s, \eta)$ are pairwise disjoint for $s \in F$,
- ⊠ $\{(x_i, y_j) : i, j = 1, \dots, 2^k - 1\} \cap B(s, \eta) = \emptyset$,
- ⊠ for all $s \in F$ and all $t \in B(s, \eta) \cap \Gamma_k$

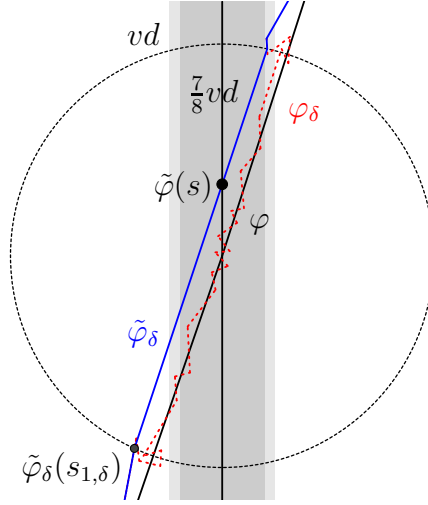
$$(2.11) \quad |\varphi(t) - \varphi(s) - D_\tau \varphi(s)(t - s)| < \frac{1}{4} |D_\tau \varphi(s)| \cdot |t - s|,$$

- ⊠ if $s \in F$, $\pi_1 \circ \varphi(s) \in \{w_n\}_{n=0}^M$ then for all $t \in B(s, \eta) \cap \Gamma_k$

$$(2.12) \quad |\pi_1 \circ \varphi(t) - \pi_1 \circ \varphi(s) - D_\tau \pi_1 \circ \varphi(s)(t - s)| < \frac{1}{4} |D_\tau \pi_1 \circ \varphi(s)| \cdot |t - s|,$$

- ⊠ if $s \in F$, $\pi_2 \circ \varphi(s) \in \{z_m\}_{m=0}^M$ then for all $t \in B(s, \eta) \cap \Gamma_k$

$$(2.13) \quad |\pi_2 \circ \varphi(t) - \pi_2 \circ \varphi(s) - D_\tau \pi_2 \circ \varphi(s)(t - s)| < \frac{1}{4} |D_\tau \pi_2 \circ \varphi(s)| \cdot |t - s|.$$

FIGURE 4. The definition of $\tilde{\varphi}_\delta$ on V using φ_δ .

Let us define

$$v_1 = \min \left\{ \frac{|D_\tau \pi_1 \circ \varphi(s)|}{|D_\tau \varphi(s)|}; s \in F, \pi_1 \circ \varphi(s) \in \{w_n\}_{n=0}^M \right\},$$

$$v_2 = \min \left\{ \frac{|D_\tau \pi_2 \circ \varphi(s)|}{|D_\tau \varphi(s)|}; s \in F, \pi_2 \circ \varphi(s) \in \{z_m\}_{m=0}^M \right\}$$

and $v := \frac{3}{5} \min\{v_1, v_2\} < 1$.

To aid the understanding of the following we refer the reader to Figure 4. We find a $d \in (0, \frac{1}{3}\eta \min_{s \in F} |D_\tau \varphi(s)|)$ so small that

- ⊠ $B(a, 2d)$ are pairwise disjoint for $a \in \varphi(F)$,
- ⊠ $B(a, 2d)$ do not contain any cross points (w_n, z_m) of \mathcal{G} .

It holds that $\varphi(t) \in \mathbb{R}^2 \setminus B(\varphi(s), d)$ for all $t \in [B(s, \eta) \setminus B(s, \frac{1}{2}\eta)] \cap \Gamma_k$ because (using (2.11))

$$(2.14) \quad |\varphi(t) - \varphi(s)| \geq \frac{3}{4}|D_\tau \varphi(s)| \cdot |t - s| > \frac{3}{8}|D_\tau \varphi(s)|\eta \geq \frac{9}{8}d.$$

Then, for each $s \in F$, call s_1, s_2 the points of $\overline{B(s, \eta)} \cap \Gamma_k$ farthest points from s in each direction such that $\varphi(s_i) \in \partial B(\varphi(s), d)$ (i.e. the ‘first’ time $\varphi(\Gamma_k \cap B(s, \eta))$ enters $B(\varphi(s), d)$ and the ‘last’ time it exits). Using the equations (2.12) and (2.13) we have

$$|\pi_i \circ \varphi(t) - \pi_i \circ \varphi(s)| \geq \frac{3}{4}|D_\tau \pi_i \circ \varphi(s)| \cdot |t - s|$$

and by (2.11)

$$|\varphi(t) - \varphi(s)| \leq \frac{5}{4}|D_\tau \varphi(s)| \cdot |t - s|.$$

Thus, using the definition of v ,

$$(2.15) \quad |\pi_i \circ \varphi(t) - \pi_i \circ \varphi(s)| > v|\varphi(t) - \varphi(s)|.$$

Thus, we conclude that either

$$\pi_i \circ \varphi(s_1) - \pi_i \circ \varphi(s) < -vd < vd < \pi_i \circ \varphi(s_2) - \pi_i \circ \varphi(s)$$

or

$$\pi_i \circ \varphi(s_1) - \pi_i \circ \varphi(s) > vd > -vd > \pi_i \circ \varphi(s_2) - \pi_i \circ \varphi(s).$$

We can make a similar conclusion for φ_δ for $\delta \in (0, \frac{1}{8}vd)$, i.e. from (2.14) we find $s_{1,\delta}, s_{2,\delta}$ such that $\varphi_\delta^{-1}(B(\varphi(s), d)) \cap \Gamma_k \cap B(s, \eta) \subset s_{1,\delta}s_{2,\delta}$ and $\varphi_\delta(s_{j,\delta}) \in \partial B(\varphi(s), d)$, $j = 1, 2$. Because $|\varphi(s_{i,\delta}) - \varphi(s)| \geq d - \delta \geq \frac{7}{8}d$, the equation (2.15) with $t = s_{1,\delta}, s_{2,\delta}$ gives either

$$\pi_i \circ \varphi(s_{1,\delta}) - \pi_i \circ \varphi(s) < -\frac{7}{8}vd < \frac{7}{8}vd < \pi_i \circ \varphi(s_{2,\delta}) - \pi_i \circ \varphi(s)$$

and so

$$\pi_i \circ \varphi_\delta(s_{1,\delta}) - \pi_i \circ \varphi(s) < -\frac{3}{4}vd < \frac{3}{4}vd < \pi_i \circ \varphi_\delta(s_{2,\delta}) - \pi_i \circ \varphi(s)$$

or the same estimates with the roles of $s_{1,\delta}$ and $s_{2,\delta}$ reversed. In either case, the segment $\varphi_\delta(s_{1,\delta})\varphi_\delta(s_{2,\delta})$ intersects \mathcal{G} exactly once at a point we call $\tilde{\varphi}_\delta(s)$. Further we call $V = V_\delta = \bigcup_{s \in F} s_{1,\delta}s_{2,\delta}$ and we assume that

$$(2.16) \quad \delta < \frac{1}{2} \text{dist}(\mathcal{G}, \varphi(\Gamma_k \setminus V)) \quad \text{and} \quad \delta < \frac{1}{2}\varepsilon \min\{|a - b|; a \neq b, a, b \in \varphi(F)\}.$$

The first condition guarantees that $\varphi_\delta(\Gamma_k \setminus V) \cap \mathcal{G} = \emptyset$ and we will later use the second condition to prove that (2.10) holds.

Note that, because $\varphi(\Gamma_k \setminus V_\delta) \cap \varphi(F) = \emptyset$ for all $\delta \in (0, \frac{1}{8}vd)$ (independently of the continuous uniform approximation we take), by choosing d small enough we have $\varphi_\delta^{-1}(B(a, d)) \setminus V = \emptyset$. We define a map $\tilde{\varphi}_\delta : \Gamma_k \rightarrow \mathbb{R}^2$. For $t \in \Gamma_k \setminus V$ we define $\tilde{\varphi}_\delta(t) = \varphi_\delta(t)$. On the segment $s_{1,\delta}s$ we define $\tilde{\varphi}_\delta$ as the constant speed parametrization of the segment $\varphi_\delta(s_{1,\delta})\tilde{\varphi}_\delta(s)$. Similarly on the segment $ss_{2,\delta}$ we define $\tilde{\varphi}_\delta$ as the constant speed parametrization of the segment $\tilde{\varphi}_\delta(s)\varphi_\delta(s_{2,\delta})$. Clearly $\tilde{\varphi}_\delta$ is continuous. Thanks to the injectivity of φ_δ it is easily observed that the map $\tilde{\varphi}_\delta$ is also injective. We have that $|\tilde{\varphi}_\delta(s) - \varphi_\delta(s)| < 2\delta + 2d$.

Now we define the map γ by first defining its image and then later defining its parametrization. We refer to pairs $s, s' \in F$ as neighboring pairs in F if the segment $ss' \subset \Gamma_k$ and $ss' \cap F = \{s, s'\}$ (i.e. ss' is a segment in Γ_k between a neighboring pair of points of F). Let $s, s' \in F$ be a neighboring pair in F such that $\tilde{\varphi}_\delta(s)$ and $\tilde{\varphi}_\delta(s')$ do not lie on a common segment of \mathcal{G} . Then we define the image of the segment ss' in γ to be the segment $\tilde{\varphi}_\delta(s)\tilde{\varphi}_\delta(s')$. By the choice of w_n and z_m we have $\int_{ss'} |D_\tau \varphi| < 2^{-k+1}\varepsilon$.

Let $s, s' \in F$ be a neighboring pair in F with images on a common side of some $\partial R_{n,m} = \partial([w_n, w_{n+1}] \times [z_m, z_{m+1}])$. The following observations follow simply from the injectivity of $\tilde{\varphi}_\delta$ (see [3, Step II, Proposition 3.8]). Firstly we notice that for any other neighboring pair $t, t' \in F$, either $ss' \cap tt' = \{x_i, y_j\}$ (for some $1 \leq i, j \leq 2^k - 1$ and $[\tilde{\varphi}(s)\tilde{\varphi}(s')]_\xi \cap [\tilde{\varphi}(t)\tilde{\varphi}(t')]_\xi \neq \emptyset$ (in this case the intersection is a single point which we denote as $A_{i,j} = A_{i,j}(\xi)$) for all $\xi > 0$. Otherwise $ss' \cap tt' = \emptyset$ and there exists a $\xi_0 > 0$ such that $[\tilde{\varphi}(s)\tilde{\varphi}(s')]_\xi \cap [\tilde{\varphi}(t)\tilde{\varphi}(t')]_\xi = \emptyset$ for all $\xi \in (0, \xi_0)$. Since there are a finite number of neighboring pairs we find a $0 < \xi < \varepsilon$ such that $[\tilde{\varphi}(s)\tilde{\varphi}(s')]_\xi \cap [\tilde{\varphi}(t)\tilde{\varphi}(t')]_\xi \neq \emptyset$ exactly when $ss' \cap tt' \neq \emptyset$. We determine that the image of ss' in γ is $[\tilde{\varphi}(s)\tilde{\varphi}(s')]_\xi$.

Having fixed ξ , we define $\gamma(x_i, y_i)$ as $A_{i,j}$ and $\gamma(s) = \tilde{\varphi}_\delta(s)$ for $s \in F$. The remaining part of Γ_k is made up of segments that have to go onto segments (or the union of two segments in the case when we use generalized segments). It is a simple observation that γ is injective thanks to the fact that $\tilde{\varphi}_\delta$ is injective and the two maps are obviously homotopically equivalent (see [3, Step II, Proposition 3.8]).

For segments with endpoints mapped onto distinct segments of \mathcal{G} the estimate (2.10) is satisfied immediately from the second condition of (2.16). For parts where we have to use a generalized segment comprised of 2 segments we use Proposition 2.4 to get the estimate

in (2.10) only this time the right hand side is multiplied by $(1 + \xi)$, but ξ can be chosen as small as we like. \square

Remark 2.11. Let us note that Proposition 2.10 we do not need Γ_k to be a grid of horizontal and vertical segments. We only did so to simplify the notation. We can replace Γ_k with a general grid of piecewise linear curves (so that the concept of piecewise linear curves makes clear sense). The generalization to general grids is a simple exercise which the reader can check once he knows the proof in the case for straight grids. We summarize this in the following claim.

Proposition 2.12. *Let $M \in \mathbb{N}$ and let $\{\sigma_i\}_{i=1}^M$ be a general grid of piecewise linear curves and let $\Gamma = \bigcup_{i=1}^M \sigma_i([0, 1])$. Let $p \in [1, \infty)$, let $\varphi \in W^{1,p}(\Gamma, \mathbb{R}^2)$ and let for every $\delta > 0$ there exists an injective and continuous $\varphi_\delta : \Gamma \rightarrow \mathbb{R}^2$ such that $|\varphi_\delta(s) - \varphi(s)| < \delta$ for all $s \in \Gamma$. Then there exist continuous piecewise linear injective $\gamma_l \rightrightarrows \varphi$ on Γ such that*

$$\limsup_{l \rightarrow \infty} \int_{\Gamma} |D_\tau \gamma_l|^p \leq \int_{\Gamma} |D_\tau \varphi|^p$$

and $\{|D_\tau \gamma_l|\}_{l \in \mathbb{N}}$ is uniformly integrable on Γ_k .

2.3. Extension Results. In the following \tilde{Q}_r denotes the rotated square, specifically the convex envelope of the points $(r, 0)$, $(-r, 0)$, $(0, r)$, $(0, -r)$. The following extension theorem is the reformulation of a known result of Hencl and Pratelli from [6]. We reformulate their theorem by extracting some derivative estimates they show in the course of the proof.

Theorem 2.13. *There exists a $C > 0$ such that for any $r > 0$ and any finitely piecewise linear and one-to-one function $v : \partial\tilde{Q}_r \rightarrow \mathbb{R}^2$ we can find a finitely piecewise affine homeomorphism $h : Q(0, r) \rightarrow \mathbb{R}^2$ such that $h|_{\partial\tilde{Q}_r} = v$ and for almost all $(x, y) \in \tilde{Q}_r$*

$$(2.17) \quad \begin{aligned} |D_1 h(x, y)| &\leq C \int_{\partial\tilde{Q}_r} |D_\tau v| d\mathcal{H}^1 \text{ and} \\ |D_2 h(x, y)| &\leq C |D_\tau v(-r - |y|, y)| + C |D_\tau v(r - |y|, y)| + C \int_{\partial\tilde{Q}_r} |D_\tau v| d\mathcal{H}^1 \end{aligned}$$

where $D_\tau v$ is the tangential derivative of v on $\partial\tilde{Q}_r$.

Proof. The extension theorem used here is exactly the ‘shortest curve extension’, [6, Theorem 2.1]. The estimates on the derivatives are already proved in their step 9 of their proof. Let $[A_1 A_2]$ and $[B_1 B_2]$ be a pair of disjoint segments in $\partial\tilde{Q}_r$ with the same projection onto the y -axis and v is linear on each of the segments. The authors of [6] prove

$$|D_1 h(x, y)| \leq C \int_{\partial\tilde{Q}_r} |D_\tau v| d\mathcal{H}^1$$

in their equation (2.11) (note that they prove it only for the case $r = 1$ but a scaling argument immediately gives the above). The second to last estimate of step 9 is precisely

$$|D_2 h(x, y)| \leq 5 |D_\tau v(-r - |y|, y)| + 5 |D_\tau v(r - |y|, y)| + 3C \int_{\partial\tilde{Q}_r} |D_\tau v| d\mathcal{H}^1$$

for almost all $(x, y) \in \text{co}\{A_1, A_2, B_1, B_2\}$. For (x, y) in triangles near $(0, r)$ or $(0, -r)$ the estimates are proved in step 8. \square

Corollary 2.14. *Let $v_j : \partial\tilde{Q}_r \rightarrow \mathbb{R}^2$ be continuous injective and (for each j but not necessarily uniformly) finitely piece-wise linear mappings such that v_j converge weakly in $W^{1,1}(\partial\tilde{Q}_r, \mathbb{R}^2)$. Then there exist equicontinuous finitely piecewise affine homeomorphisms $h_j : \tilde{Q}_r \rightarrow \mathbb{R}^2$ with $|Dh_j|$ uniformly integrable. Further, for all $p \in [1, \infty)$,*

$$(2.18) \quad \int_{\tilde{Q}_r} |Dh_j|^p d\mathcal{L}^2 \leq Cr \int_{\partial\tilde{Q}_r} |D_\tau v_j|^p d\mathcal{H}^1.$$

Proof. Let $(x, y), (\tilde{x}, \tilde{y}) \in \tilde{Q}_r$ be a pair of distinct points. Because $\int_{\partial\tilde{Q}_r} |D_\tau v_j|$ is bounded independently of j , the equation (2.17) gives a uniform bound on $|D_1 h_j|$. Then it suffices to prove equicontinuity in the second variable. Since $|D_\tau v_j|$ are uniformly integrable the estimate (2.17) gives that for every $\varepsilon > 0$ there exists a $\delta > 0$ such that when $|y - \tilde{y}| < \delta$ then $|h_j(x, y) - h_j(x, \tilde{y})| < \varepsilon$ which proves the equicontinuity of $\{h_j\}$. The uniform integrability of $|Dh_j|$ follows immediately from (2.17) and the uniform integrability of $|D_\tau v_j|$. The L^p estimates follow immediately from (2.17). \square

The following generalization of the extension from [6] was published in [12]. We provide the version of the theorem corresponding to Remark 2.1 from that paper.

Theorem 2.15. *There exists a $C > 0$ such that for any $r > 0$ and any finitely piece-wise linear and one-to-one function $v : \partial\tilde{Q}_r \rightarrow \mathbb{R}^2$ we can find a finitely piece-wise affine homeomorphism $h : Q(0, r) \rightarrow \mathbb{R}^2$ such that $h|_{\partial\tilde{Q}_r} = v$ and for almost all $(x, y) \in \tilde{Q}_r$*

$$(2.19) \quad \int_{\tilde{Q}_r} |Dh|^p \leq C \int_{\partial\tilde{Q}_r} |D_\tau v|^p d\mathcal{H}^1$$

where $D_\tau v$ is the tangential derivative of v on $\partial\tilde{Q}_r$.

2.4. The INV⁺ condition, the no-crossing condition and other monotonicity-type conditions. In the following we use the notation that \mathbb{S} is the unit circle, i.e. $\mathbb{S} = \partial B(0, 1)$ in \mathbb{R}^2 .

We refer to the following as the INV⁺ condition. The so-called INV condition was introduced in [11] and can be recovered from the following definition by assuming that φ is affine. It was shown in [11, Theorem 9.1] that the two concepts are the same if $\det Du > 0$ a.e.. An example in [3, Section 5.1] shows that without this additional assumption the two conditions are not the same, not even for Lipschitz continuous maps.

Definition 2.16 (INV⁺ functions). Let us call $\theta(t) = (\cos(t), \sin(t))$ for $t \in \mathbb{R}$. Let $u \in W^{1,1}((-1, 1)^2, \mathbb{R}^2)$, then we say that u satisfies the INV⁺ condition if the following holds. Let $\varphi : \mathbb{S} \mapsto (-1, 1)^2$ be an injective Lipschitz continuous embedding of the unit circle with constant $|(\varphi \circ \theta)'(t)| = C$ almost everywhere on \mathbb{R} such that $u|_{\varphi(\mathbb{S})} \in W^{1,1}(\varphi(\mathbb{S}), \mathbb{R}^2)$ (i.e. $u \circ \varphi \circ \theta \in W_{\text{loc}}^{1,1}(\mathbb{R}, \mathbb{R}^2)$) then

- a) for almost every (x, y) lying inside the interior of $\varphi(\mathbb{S})$ (i.e. lying in the bounded component of $\mathbb{R}^2 \setminus \varphi(\mathbb{S})$) it holds that

$$u(x, y) \in \{(w, z) : \deg((w, z), u, \varphi(\mathbb{S})) \neq 0\} \cup u(\varphi(\mathbb{S}))$$

- b) for almost every (x, y) lying outside $\varphi(\mathbb{S})$ (i.e. lying in the unbounded component of $\mathbb{R}^2 \setminus \varphi(\mathbb{S})$) it holds that

$$u(x, y) \in \{(w, z) : \deg((w, z), u, \varphi(\mathbb{S})) = 0\} \cup u(\varphi(\mathbb{S})).$$

A very useful result for INV maps is the following. A proof can be found for example in [3, Lemma 2.5].

Lemma 2.17. *Let $1 \leq p < 2$ and let $u \in W^{1,p}((-1, 1)^2, \mathbb{R}^2)$ satisfy the INV condition. Then, there exists a set $S_u \subset (-1, 1)^2$ such that $\mathcal{H}^{2-p}(S_u) = 0$ and there is a representative of u such that $u|_{Q \setminus S_u}$ is continuous.*

Note that the property that u is continuous outside a set S_u with $\mathcal{H}^{2-p}(S_u) = 0$ is stronger information than that a $W^{1,p}$ map is p -quasi-continuous, since already $\mathcal{H}^{2-p}(S_u) < \infty$ implies that $C_p(S_u) = 0$ where C_p is the capacity defined by taking the infimum over integrals of the type $\int_{\mathbb{R}^2} |\nabla v|^p + |v|^p$. This is especially useful in our context when we consider [3, Corollary 2.7], i.e.

Theorem 2.18. *Let $u \in \overline{H \cap W_{\text{id}}^{1,p}((-1, 1)^2, \mathbb{R}^2)}$, then u satisfies the INV^+ condition.*

In the following we define a multi-function representative of $u \in W^{1,1}((-1, 1)^2, \mathbb{R}^2)$ called u_{multi} . The concept makes sense for all u satisfying the INV^+ condition. Almost exclusively we work with u on $(-1, 1)^2 \setminus S_u$ where $u_{\text{multi}}(x, y) = \{u(x, y)\}$ for the precise representative of u . We are mostly interested in the resulting set operation u^{-1} .

Definition 2.19. Let us call $\theta(t) = (\cos(t), \sin(t))$ for $t \in \mathbb{R}$. Let $u \in W^{1,1}((-1, 1)^2, \mathbb{R}^2)$ and let $(x, y) \in (-1, 1)^2$. We say $(w, y) \in u_{\text{multi}}(x, y)$ if for every $k \in \mathbb{N}$ there is an injective Lipschitz continuous embedding of the unit circle $\varphi_k : \mathbb{S} \mapsto B((x, y), \frac{1}{k}) \subset (-1, 1)^2$ with constant $|(\varphi_k \circ \theta)'(t)|$ almost everywhere on \mathbb{R} such that $u \circ \varphi_k \circ \theta \in W_{\text{loc}}^{1,1}(\mathbb{R}, \mathbb{R}^2)$ and it holds that

$$(w, z) \in \{(a, b) : \deg((a, b), u, \varphi_k(\mathbb{S})) \neq 0\} \cup u(\varphi_k(\mathbb{S})).$$

For each $C \subset \mathbb{R}^2$ we define

$$u^{-1}(C) = \{(x, y) : u_{\text{multi}}(x, y) \cap C \neq \emptyset\}.$$

The following two lemmas provide a characterization for maps satisfying the INV^+ condition. We believe that this characterization is already known to experts of the subject, but we provide an independent proof for the first half, for the lack of an easily accessible reference.

Lemma 2.20. *Let $u \in W^{1,1}((-1, 1)^2, \mathbb{R}^2)$ satisfy the INV^+ condition. Then the preimage of a closed connected set is a closed connected set.*

Proof. First we prove that $u^{-1}(C)$ is closed. Let $C \subset (-1, 1)^2$ be closed and connected. Let $x_k \in u^{-1}(y_k)$ for some $y_k \in C$ such that $x_k \rightarrow x \in (-1, 1)^2$. We assume that $y_k \rightarrow y \in C$. For each k there exists some curve $\varphi_k(\mathbb{S}) \subset B(x_k, \frac{1}{k})$ enclosing x_k such that either $y_k \in u \circ \varphi_k(\mathbb{S})$ or $\deg(y_k, u, \varphi_k(\mathbb{S})) \neq 0$. Let $\varphi(\mathbb{S})$ be any curve enclosing x , then there is some k_0 such that $\varphi_k(\mathbb{S})$ is entirely enclosed by φ for all $k \geq k_0$. This means also that either $y \in u \circ \varphi(\mathbb{S})$ or $\deg(y, u, \varphi(\mathbb{S})) \neq 0$. Therefore $y \in u(x)$ and so $x \in u^{-1}(C)$. Thus, we see $u^{-1}(C)$ is closed.

Let us assume that $u^{-1}(C)$ has two distinct components E_1 and E_2 . Because $u^{-1}(C)$ is closed, necessarily $3\rho = \min\{\text{dist}(E_1, u^{-1}(C) \setminus E_1), \text{dist}(E_2, u^{-1}(C) \setminus E_2)\} > 0$. Then it is possible to find injective Lipschitz curves $\varphi_1, \varphi_2 : \mathbb{S} \rightarrow \mathbb{R}^2$ such that $u \circ \varphi_i \circ \theta \in W_{\text{loc}}^{1,1}(\mathbb{R}, \mathbb{R}^2)$, $\varphi_i(\mathbb{S}) \subset [E_i + B(0, \rho)] \setminus E_i$ and E_i is in the interior of $\varphi_i(\mathbb{S})$. We have that $\varphi_1(\mathbb{S}) \cap \varphi_2(\mathbb{S}) = \emptyset$. Then either $\text{int } \varphi_1(\mathbb{S}) \cap \text{int } \varphi_2(\mathbb{S}) = \emptyset$ or without loss of generality $\text{int } \varphi_1(\mathbb{S}) \subset \text{int } \varphi_2(\mathbb{S})$. In either case we may assume that E_2 lies in the unbounded component of $\mathbb{R}^2 \setminus \varphi_1(\mathbb{S})$.

Since $u \circ \varphi_1$ is continuous and $u \circ \varphi_1(\mathbb{S}) \cap u^{-1}(C) = \emptyset$, the INV^+ condition gives that $C \subset \{(w, z) : \deg((w, z), u, \varphi(\mathbb{S})) \neq 0\}$ and therefore $u_{\text{multi}}(E_2) \cap C = \emptyset$, which is a contradiction. \square

The second of the lemmas is [3, Lemma 2.8].

Lemma 2.21. *Let $u \in W_{\text{id}}^{1,1}((-1, 1)^2, \mathbb{R}^2)$ be such that the preimage of a point is a closed connected set. Then u satisfies the INV^+ condition.*

The ‘no-crossing’ condition was introduced in [3]. The following is a formulation for Sobolev maps.

Definition 2.22 (NC functions). Let $u \in W_{\text{id}}^{1,p}([-1, 1]^2, \mathbb{R}^2)$. We say that u satisfies the *no-crossing condition* if the following holds:

Let $M \in \mathbb{N}$ and let $\{\gamma_i\}_{i=1}^M$ be a general grid called $\Gamma = \bigcup_{i=1}^M \gamma_i([0, 1])$ such that $u|_{\Gamma} \in W^{1,p}(\Gamma, \mathbb{R}^2)$. Then, for every $\varepsilon > 0$ there exists a continuous and injective function $v : \Gamma \rightarrow \mathbb{R}^2$ such that $\|v - u\|_{L^\infty(\Gamma)} < \varepsilon$.

We want to use this concept, but we prefer to formulate a no crossing condition which is easier to prove. We now define our version of the no crossing condition and below we show that the two concepts are equivalent.

Definition 2.23. Let $u \in W_{\text{id}}^{1,p}([-1, 1]^2, \mathbb{R}^2)$. We say that u satisfies the no-crossing condition if there exists $\mathfrak{G} = \{\Gamma_k\}_{k \in \mathbb{N}}$, a suitable grid system for u such that for each k there is a sequence of continuous injective $\varphi_{k,m} : \Gamma_k \rightarrow \mathbb{R}^2$ such that $\varphi_{k,m} \rightrightarrows u|_{\Gamma_k}$ on Γ_k as $m \rightarrow \infty$.

Remark 2.24. With respect to Proposition 2.10 the condition that *there are continuous, injective $\varphi_{k,m} : \Gamma_k \rightarrow \mathbb{R}^2$ such that $\varphi_{k,m} \rightrightarrows u|_{\Gamma_k}$ on Γ_k* , in fact, implies that *there are continuous, piecewise linear, injective $\varphi_{k,m} \in W^{1,p}(\Gamma_k, \mathbb{R}^2)$ with $\varphi_{k,m} \rightarrow u|_{\Gamma_k}$ in $W^{1,p}(\Gamma, \mathbb{R}^2)$* .

Formally the no-crossing condition of Definition 2.23 appears to be much weaker than the condition with the same name from Definition 2.22. In Proposition 2.25 we use the equivalence of the weak and strong closures of homeomorphisms shown in [3, Theorem B] to prove that the conditions are in fact equivalent.

Proposition 2.25. *Let $u \in W_{\text{id}}^{1,p}([-1, 1]^2, \mathbb{R}^2)$ and $S_u \subset (-1, 1)^2$ be such that $\mathcal{H}^1(S_u) = 0$ and $u|_{[-1, 1]^2 \setminus S_u}$ is continuous. Then $u \in H \cap W_{\text{id}}^{1,p}((-1, 1)^2, \mathbb{R}^2)$ if and only if u satisfies the no-crossing condition of Definition 2.23.*

Proof. The ‘only if’ part of the claim follows straight forwardly. By Proposition 2.2 we have the existence of suitable k -grids Γ_k for u for each $k \in \mathbb{N}$. Let us choose some fixed $k \in \mathbb{N}$. The no-crossing condition of Definition 2.22 gives injective continuous $\tilde{\varphi}_{k,m} \rightrightarrows u|_{\Gamma_k}$ on Γ_k as $m \rightarrow \infty$. Thus, we satisfy Definition 2.23.

On the other hand, let us assume that the condition of Definition 2.23 is satisfied. Let Γ_k be a suitable k -grid for u . We have continuous injective $\varphi_{k,m} \rightrightarrows u|_{\Gamma_k}$ on Γ_k and by Remark 2.24 also $\varphi_{k,m} \rightarrow u|_{\Gamma_k}$ in $W^{1,p}(\Gamma_k, \mathbb{R}^2)$. Employing a uniformly bi-Lipschitz linear change of variables we use Theorem 2.15 on each $K_{k,i,j} = [x_{k,i}, x_{k,i+1}] \times [y_{k,j}, y_{k,j+1}]$, rectangle of Γ_k . We get a finitely piecewise affine homeomorphism $h_{k,m}$ with

$$\int_{(-1,1)^2} |Dh_{k,m}|^p \leq C 2^{-k} \sum_{i,j=0}^{2^k-1} \int_{\partial K_{k,i,j}} |D_\tau \varphi_{k,m}|^p d\mathcal{H}^1$$

Now we apply the (2.4), (2.5) from the definition of a k -grid to get

$$\int_{(-1,1)^2} |Dh_{k,m}|^p \leq C \int_{(-1,1)^2} |Du|^p$$

for all k and m , and C independent of parameters. This suffices to prove that $h_{k,m}$ is bounded in $W^{1,p}$ and (thanks to the boundedness of our maps) it suffices to find a sequence $m_k \rightarrow \infty$ such that $h_{k,m_k} \rightarrow u$ in L^1 in order to prove $h_{k,m_k} \rightarrow u$ in $W^{1,p}$.

Let $\varepsilon > 0$ be fixed and arbitrary. We have $\varphi_{k,m} \rightrightarrows u|_{\Gamma_k}$ as $m \rightarrow \infty$. Therefore, for each $k \in \mathbb{N}$, we find an $m(k, \varepsilon)$, such that $|\varphi_{k,m(k,\varepsilon)}(z) - u|_{\Gamma_k}(z)| < \varepsilon$ for all $z \in \Gamma_k$. By the integrability of $|Du|$ we find a $k \in \mathbb{N}$ such that

$$\int_A \int_{-1}^1 |\partial_1 u(x, y)| dx dy < \varepsilon^2$$

and

$$\int_A \int_{-1}^1 |\partial_2 u(x, y)| dy dx < \varepsilon^2$$

for any $A \subset (-1, 1)$ with $\mathcal{L}^1(A) \leq 2^{-k}$. By (2.4) and (2.5) with $q = 1$, we may assume that

$$\int_{-1}^1 |\partial_1 u(x, y_{k,j})| dx \leq C 2^k \int_{y_{k,j}-2^{-k-4}}^{y_{k,j}+2^{-k-4}} \int_{-1}^1 |Du|(x, y) dx dy < C 2^k \varepsilon^2$$

and

$$\int_{-1}^1 |\partial_2 u(x_{k,i}, y)| dy \leq C 2^k \int_{x_{k,i}-2^{-k-4}}^{x_{k,i}+2^{-k-4}} \int_{-1}^1 |Du|(x, y) dy dx < C 2^k \varepsilon^2.$$

We have that

$$\int_{-1}^1 |\partial_2 u(x_{k,i}, y)| dy = \sum_{j=0}^{2^k-1} \int_{-y_{k,j}}^{y_{k,j+1}} |\partial_2 u(x_{k,i}, y)| dy < C 2^k \varepsilon^2$$

it follows that there are at most $\lfloor C 2^k \varepsilon \rfloor$ intervals $[y_j, y_{j+1}]$ such that

$$\int_{y_j}^{y_{j+1}} |\partial_2 u(x_{k,i}, y)| > \varepsilon.$$

This means that for any fixed i the number of rectangles $K_{k,i,j}$ with a vertical side whose image has length greater than ε is at most $\lfloor C 2^k \varepsilon \rfloor$, where $\lfloor a \rfloor$ denotes the integer part of a . The same holds for horizontal rows. The number of rows and columns is 2^k each having height resp. width approximately 2^{-k} . Then there exists a $C > 0$ such that

$$(2.20) \quad \text{there exist at most } C 2^{2k} \varepsilon \text{ rectangles } K_{k,i,j} \text{ of } \Gamma_k \text{ such that } \text{diam } u|_{\partial K_{k,i,j}} \geq 4\varepsilon.$$

On the these *bad* rectangles $K_{k,i,j}$ of Γ_k we can use the following estimate which is always true thanks to $u \in W_{\text{id}}^{1,p}((-1, 1)^2, \mathbb{R}^2)$ and u satisfies the INV⁺ condition

$$(2.21) \quad \text{diam } u(\partial K_{k,i,j}) < 4.$$

In the following we use $|h_{k,m(k,\varepsilon)}(x, y) - u(x, y)| < 12\varepsilon$ on *good* rectangles, for which it holds that $\text{diam } u(K_{k,i,j}) \leq 4\varepsilon$. On the *bad* rectangles $K_{k,i,j}$ where $\text{diam } u(K_{k,i,j}) \geq \varepsilon$ we

use the fact that $\mathcal{L}^2(K_{k,i,j}) \leq C2^{-2k}$, the estimate from (2.20) and (2.21). Altogether we get

$$\|h_{k,m(k,\varepsilon)} - u\|_{L^1((-1,1)^2)} \leq \sum_{i=0}^{M_k^x-1} \sum_{j=0}^{M_k^y-1} \|h_{k,m(k,\varepsilon)} - u\|_{L^1(K_{k,i,j})} \leq C\varepsilon + C\varepsilon.$$

Then choosing an infinitesimal sequence ε_n we find a sequence of homeomorphisms $h_{k_n, m_n} \rightarrow u$ in $L^1((-1,1)^2)$ with $\|Dh_{k_n, m_n}\|_p$ bounded and so $h_{k_n, m_n} \xrightarrow{W^{1,p}} u$ in $W^{1,p}((-1,1)^2)$. By [3, Theorem B] (i.e. the weak sequential closure of Sobolev homeomorphisms equals the strong closure) and [3, Theorem A] (i.e. a limit of Sobolev homeomorphisms satisfies the NC condition) then u satisfies the no-crossing condition of Definition 2.22. \square

Remark 2.26. The convergence in L^1 argument in the proof above follows the arguments of [1, Section 4.2].

A strictly weaker condition than the no-crossing condition is the so-called NCL condition introduced in [2].

Definition 2.27 (NCL functions). Let $u \in W_{\text{id}}^{1,1}((-1,1)^2, \mathbb{R}^2)$. We say that the function u satisfies the *no-crossing on lines (NCL)* condition if for every injective and Lipschitz continuous $\varphi : (0,1) \rightarrow (-1,1)^2$ with $|\varphi'|$ constant almost everywhere on $(0,1)$ such that $u \circ \varphi \in W^{1,1}((0,1), \mathbb{R}^2)$ and for every $\varepsilon > 0$ there exists a continuous and injective function $v : (0,1) \rightarrow (-1,1)^2$, such that $\|u \circ \varphi - v\|_{L^\infty(0,1)} < \varepsilon$.

Remark 2.28. The above condition is seemingly stronger than the condition NCLoop, where we assume that φ is an injective and Lipschitz mapping of \mathbb{S} . On the other hand, for mappings in $W_{\text{id}}^{1,1}((-1,1)^2, \mathbb{R}^2)$ it is not hard to prove that these conditions are in fact equivalent. NCLoop implies NCL by simply using half of \mathbb{S} to draw the original curve we were interested in and then joining up the ends with the other half. Given an injective Lipschitz loop $\varphi : \mathbb{S} \rightarrow \mathbb{R}^2$ we prove that u can be ‘injectified’ on $\varphi(\mathbb{S})$ by injectifying it on $\tilde{\varphi}$ which is a curve that starts at $\partial(-1,1)^2$ goes to a point on $\varphi(\mathbb{S})$ goes almost all the way around $\varphi(\mathbb{S})$ and then follows the first part of $\tilde{\varphi}$ back to the boundary. Since we may assume that u is equal to the identity on a neighborhood of the boundary, the existence of injective approximations of $u|_{\tilde{\varphi}([0,1])}$ suffices to find injective approximations of $u|_{\varphi(\mathbb{S})}$.

We refer to the following property as quasi-monotonicity. We prove that it is equivalent with the NC condition.

Definition 2.29. Let $X, Y \subset \mathbb{R}^2$ be compact connected sets and let $u : X \rightarrow Y$ and $S_u \subset X$ with $\mathcal{H}^1(S_u) = 0$ be such that u is continuous on $X \setminus S_u$. We say that u is a quasi-monotone map from X onto Y if for every $\delta > 0$ there exists an open set U_δ satisfying $\mathcal{H}_\delta^1(U_\delta) < \delta$ and a monotone map v_δ (in the sense of Definition 1.1) of X onto Y such that $u|_{X \setminus U_\delta} = [v_\delta]|_{X \setminus U_\delta}$.

We call the following the QM condition. We prove that it is equivalent with the NC condition.

Definition 2.30 (Quasi-monotone condition). Let $u \in W_{\text{id}}^{1,1}((-1,1)^2, \mathbb{R}^2)$ satisfy the INV^+ condition and for $\delta > 0$ let U_δ be open sets satisfying $\mathcal{H}_\delta^1(U_\delta) < \delta$ such that u is continuous on $(-1,1)^2 \setminus U_\delta$. We say that u satisfies the *quasi-monotone (QM)* condition if for every $r > 0$, for every $\delta > 0$ and for every pair of disjoint closed connected sets $C_1, C_2 \subset (-1,1)^2$ such that $(-1,1)^2 \setminus (C_1 \cup C_2)$ is simply connected, there exists a pair of Jordan domains $V_1, V_2 \subset \mathbb{R}^2$ such that

- (1) $\overline{V_1} \cap \overline{V_2} = \emptyset$,
- (2) $\overline{V_i} \subset u^{-1}(C_i + B(0, r)) \cup U_\delta$ and
- (3) $u^{-1}(C_i) \setminus U_\delta \subset V_i$.

Remarks 2.31.

- (1) The QM condition is a kind of separation condition of the preimages of sets C_1 and C_2 . Suppose that $u^{-1}(C_i)$ were both injective Lipschitz curves, then we could rephrase the QM condition as $u^{-1}(C_1)$ does not cross $u^{-1}(C_2)$. Let us be more specific, let $\delta > 0$ be fixed, then there exists an $r_\delta > 0$ such that

$$u^{-1}(C_1 + B(0, r_\delta)) \cap u^{-1}(C_2 + B(0, r_\delta)) \subset U_\delta$$

because u is uniformly continuous on $[-1, 1]^2 \setminus U_\delta$. Then the QM condition is equivalent with the existence of two curves $\gamma_i \subset u^{-1}(C_i + B(0, r)) \cup U_\delta$, $i = 1, 2$, $r \in (0, r_\delta)$ such that $\gamma_1 \cap \gamma_2 = \emptyset$ and γ_i intersects every component of $u^{-1}(C_i + B(0, r)) \setminus U_\delta$ for $r \in (0, r_\delta)$ and $\delta > 0$.

- (2) It suffices to verify the above condition for a single $r > 0$ such that $C_1 + B(0, r) \cap C_2 + B(0, r) = \emptyset$.
- (3) The QM condition is also satisfied as soon as one can find V_1 with $\overline{V_1} \cap u^{-1}(C_2) = \emptyset$ although this condition is not necessary.
- (4) Suppose that C_1, C_2, \dots, C_n are closed connected sets such that $(-1, 1)^2 \setminus \bigcup_{i=1}^n C_i$ is connected. Then there is a closed connected set $\tilde{C}_2 \supset \bigcup_{i=2}^n C_i$. The QM condition used on the sets C_1 and \tilde{C}_2 means it is possible to disconnect $u^{-1}(C_1)$ from all C_2, C_3, \dots, C_n simultaneously. Thus we see the condition as defined above with pairs C_1, C_2 is equivalent with the seemingly stronger condition when we separate $u^{-1}(C_1), u^{-1}(C_2), \dots, u^{-1}(C_n)$ simultaneously with domains V_1, V_2, \dots, V_n .

Another condition that characterizes $\overline{H \cap W_{\text{id}}^{1,p}((-1, 1)^2, \mathbb{R}^2)}$ is the *three curve condition*. In order to formulate this property, let us make the following definitions.

Definition 2.32. Let $u \in W_{\text{id}}^{1,p}((-1, 1)^2, \mathbb{R}^2)$ such that for all $\delta > 0$ there is an open set U_δ with $\mathcal{H}_\delta^1(U_\delta) < \delta$ and $u|_{[-1, 1]^2 \setminus U_\delta}$ is continuous on $[-1, 1]^2 \setminus U_\delta$. Let $\varphi : [0, 1] \rightarrow [-1, 1]^2 \setminus U_\delta$ for some $\delta > 0$ and $\psi : [0, 1] \rightarrow [-1, 1]^2$ be Lipschitz continuous and injective such that

- (1) there exists $\psi'(t)$ at every $t \in \psi^{-1} \circ u \circ \varphi([0, 1])$,
- (2) there exists $\varphi'(s) \neq 0$ and $(u \circ \varphi)'(s)$ at every $s \in (u \circ \varphi)^{-1} \circ \psi([0, 1])$,
- (3) the sets $\{t \in [0, 1] : \psi(t) \in u \circ \varphi([0, 1])\}$ and $\{s \in [0, 1] : u \circ \varphi(s) \in \psi([0, 1])\}$ are finite and
- (4) for any $s, t \in [0, 1]$ such that $\psi(t) = u \circ \varphi(s)$ the vectors $\psi'(t)$ and $(u \circ \varphi)'(s)$ are linearly independent.

Then we say the couple φ and ψ are a *pair of good test curves* for u .

We call the property that characterizes limits of homeomorphisms the *three-curve property*. Loosely speaking it means that whenever we have φ, ψ a pair of good test curves for u that we can construct an injective curve γ that meets φ exactly at the points that $u \circ \varphi$ meets ψ and does so in the correct order.

Definition 2.33. Let $u \in W_{\text{id}}^{1,p}((-1, 1)^2, \mathbb{R}^2)$ be such that for all $\delta > 0$ there is an open set U_δ with $\mathcal{H}_\delta^1(U_\delta) < \delta$ and $u|_{[-1, 1]^2 \setminus U_\delta}$ is continuous on $[-1, 1]^2 \setminus U_\delta$. We say that u satisfies the *three curve condition* if for every pair of good test curves φ, ψ for u there is

an injective Lipschitz continuous $\gamma : [0, 1] \rightarrow [-1, 1]^2$ and there is a finite set of pairwise disjoint intervals $\{I_t; t \in \psi^{-1} \circ u \circ \varphi([0, 1])\}$ such that $\gamma(I_t) \cap \varphi([0, 1]) = \varphi^{-1} \circ u^{-1} \circ \psi(t)$ satisfying

$$(2.22) \quad s < t \text{ for all } s \in I_{t_1} \text{ and all } t \in I_{t_2} \text{ if } t_1 < t_2.$$

Also, the derivative $\gamma'(t)$ exists at each $t \in \gamma^{-1} \circ u \circ \varphi([0, 1])$

$$(2.23) \quad \text{and the vectors } \gamma'(t) \text{ and } \varphi'(\varphi^{-1} \circ \gamma(t)) \text{ are linearly independent.}$$

3. PROOF OF MONOTONICITY THEOREMS

Theorem 3.1 is an intermediary step towards proving Theorem 3.2 which may be of independent interest since it is a different characterization of limits of Sobolev homeomorphisms.

Theorem 3.1. *Let $p \in [1, \infty)$, let $u \in W_{\text{id}}^{1,p}((-1, 1)^2, \mathbb{R}^2)$. Then*

- a) *if $u \in \overline{H \cap W_{\text{id}}^{1,p}((-1, 1)^2, \mathbb{R}^2)}$ then for any $\mathfrak{G} = \{\Gamma_k\}_{k \in \mathbb{N}}$ suitable grid system for u there exists a sequence of monotone mappings $\{g_k\}_{k \in \mathbb{N}}$, $g_k : [-1, 1]^2 \rightarrow \mathbb{R}^2$ such that $[g_k]_{\Gamma_k} = u|_{\Gamma_k}$.*
- b) *Conversely if there exists a $\mathfrak{G} = \{\Gamma_k\}_{k \in \mathbb{N}}$ suitable grid system for u and a sequence of monotone mappings $\{g_k\}_{k \in \mathbb{N}}$, $g_k : [-1, 1]^2 \rightarrow \mathbb{R}^2$ such that $[g_k]_{\Gamma_k} = u|_{\Gamma_k}$ then $u \in \overline{H \cap W_{\text{id}}^{1,p}((-1, 1)^2, \mathbb{R}^2)}$.*

Proof of Theorem 3.1. Let us have any suitable grid system $\mathfrak{G} = \{\Gamma_k\}_{k \in \mathbb{N}}$ for u . Let us assume that there are monotone $g_k : [-1, 1]^2 \rightarrow \mathbb{R}^2$ coinciding with u on Γ_k . By Youngs' theorem (Theorem 1.2), there exist homeomorphisms $\varphi_{k,m} : [-1, 1]^2 \rightarrow \mathbb{R}^2$ converging uniformly to g_k on $[-1, 1]^2$. Then the continuous injective $[\varphi_{k,m}]_{\Gamma_k} \rightrightarrows u|_{\Gamma_k}$ on Γ_k . Therefore u satisfies the no-crossing condition of Definition 2.23 and by Proposition 2.25 and [3, Theorem A] (i.e. if u satisfies the NC condition then u is a limit of homeomorphisms) $u \in \overline{H \cap W_{\text{id}}^{1,p}((-1, 1)^2, \mathbb{R}^2)}$.

Alternatively let $u \in \overline{H \cap W_{\text{id}}^{1,p}((-1, 1)^2, \mathbb{R}^2)}$. Then u satisfies the no-crossing condition (of Definition 2.23); there exists a suitable grid system $\mathfrak{G} = \{\Gamma_k\}_{k \in \mathbb{N}}$ for u and injective continuous $\varphi_{k,m} \rightrightarrows u|_{\Gamma_k}$ on Γ_k . By Remark 2.24 we may assume that $\varphi_{k,m}$ are also piecewise linear and $\varphi_{k,m} \xrightarrow{m \rightarrow \infty} u|_{\Gamma_k}$ in $W^{1,p}(\Gamma_k)$. Therefore $|D_\tau \varphi_{k,m}|$ is uniformly integrable on Γ_k with respect to $\mathcal{H}_{\Gamma_k}^1$. Then using an affine change of variables and Corollary 2.14 on each rectangle $K_{k,i,j} = [x_{k,i}, x_{k,i+1}] \times [y_{k,j}, y_{k,j+1}]$ of Γ_k separately we get a sequence of uniformly bounded equicontinuous homeomorphisms $h_{k,m} \in W_{\text{id}}^{1,p}((-1, 1)^2, \mathbb{R}^2)$ with bounded norm in $W^{1,p}$. Then by the Arzela-Ascoli theorem we may assume that there exists some g_k such that $h_{k,m} \rightrightarrows g_k$ on $[-1, 1]^2$ as $m \rightarrow \infty$. Therefore, by Youngs' theorem g_k is monotone. On the other hand because $[h_{k,m}]_{\Gamma_k} = \varphi_{k,m} \rightrightarrows u|_{\Gamma_k}$ on Γ_k we have that $[g_k]_{\Gamma_k} = u|_{\Gamma_k}$. □

The proof of the equivalence between points a) and b) of Theorem A are proved by the following theorem.

Theorem 3.2. *Let $p \in [1, 2]$ and let $u \in W_{\text{id}}^{1,p}((-1, 1)^2, \mathbb{R}^2)$.*

a) If for every $\delta > 0$ there is a monotone map $g_\delta : [-1, 1]^2 \rightarrow \mathbb{R}^2$ satisfying

$$\mathcal{H}_\delta^1\left(\{(x, y) \in [-1, 1]^2 : u(x, y) \neq g_\delta(x, y)\}\right) < \delta$$

then $u \in \overline{H \cap W_{\text{id}}^{1,p}((-1, 1)^2, \mathbb{R}^2)}$.

b) Conversely if $u \in \overline{H \cap W_{\text{id}}^{1,p}((-1, 1)^2, \mathbb{R}^2)}$ then for every $\delta > 0$ there is a monotone $g_\delta : [-1, 1]^2 \rightarrow \mathbb{R}^2$ such that

$$\mathcal{H}_\delta^{2-p}\left(\{(x, y) \in [-1, 1]^2 : u(x, y) \neq g_\delta(x, y)\}\right) < \delta.$$

Especially a map $u \in W_{\text{id}}^{1,p}((-1, 1)^2, \mathbb{R}^2)$ lies in $\overline{H \cap W_{\text{id}}^{1,p}((-1, 1)^2, \mathbb{R}^2)}$ if and only if it is quasi-monotone on $[-1, 1]^2$.

Proof. Let us assume that for each $k \in \mathbb{N}$ there exists a monotone $g_k : [-1, 1]^2 \rightarrow \mathbb{R}^2$ such that $\mathcal{H}_{2^{-k-3}}^1(\{u \neq g_k\}) < 2^{-k-3}$. It follows that

$$\mathcal{L}^1(\pi_1(\{u \neq g_k\})), \mathcal{L}^1(\pi_2(\{u \neq g_k\})) < 2^{-k-3}$$

where $\pi_1(x, y) = x$ and $\pi_2(x, y) = y$. Then for each k and i the set $E_{k,i}^1$ from Proposition 2.2 has $E_{k,i}^1 \setminus \pi_1(\{u \neq g_k\}) \neq \emptyset$. Similarly, $E_{k,j}^1 \setminus \pi_2(\{u \neq g_k\}) \neq \emptyset$. Thus we construct $\mathfrak{G} = \{\Gamma_k\}_{k \in \mathbb{N}}$ a suitable grid system for u and a sequence g_k of monotone maps on $[-1, 1]^2$ such that $u|_{\Gamma_k} = [g_k]|_{\Gamma_k}$. Thus, by Theorem 3.1, $u \in \overline{H \cap W_{\text{id}}^{1,p}((-1, 1)^2, \mathbb{R}^2)}$.

Let $\delta > 0$ be fixed and let us choose $k_0 \in \mathbb{N}$ such that $2^{-k_0} < 2^{-5(2-p)}\delta$. Using Theorem 2.18 and Proposition 2.17 we find squares $\{Q_l\}_{l \in \mathbb{N}} = \{Q((a_l, b_l), r_l)\}_{l \in \mathbb{N}}$ with $2r_l < 2^{-k_0-3} < \delta$ such that $U_\delta = \bigcup_l Q_l \supset S_u$ and such that $\sum_{l=1}^\infty (2r_l)^{2-p} < 2^{-k_0-3}$. Our aim now is to construct an increasing sequence of general grids $\{\Gamma_k\}_{k \in \mathbb{N}}$ each of which satisfies the hypothesis in Definition 2.22 but does not intersect U_δ . Once we have constructed the grids we can apply our extension results (especially Corollary 2.14) to construct the desired g_δ .

We construct $\Gamma_0 \subset \Gamma_1 \subset \dots \subset \Gamma_{k_0}$ using Proposition 2.2 and since

$$\mathcal{L}^1\left(\pi_1\left(\bigcup_l Q_l\right)\right), \mathcal{L}^1\left(\pi_2\left(\bigcup_l Q_l\right)\right) < 2^{-k_0-3} < \mathcal{L}^1(E_{k_0,i}^1), \mathcal{L}^1(E_{k_0,j}^2),$$

we can assume that $\Gamma_{k_0} \cap \bigcup_l Q_l = \emptyset$. For $m = 1, \dots, k$, Γ_m is (or will be) the finite union of horizontal and vertical segments. By rectangles of Γ_k we refer to the closure of the components of $[-1, 1]^2 \setminus \Gamma_k$.

We define Γ_k inductively following the approach of the proof of Proposition 2.2 but instead of working on the whole of $(-1, 1)^2$ at once, we define Γ_{k+1} by refining the grid Γ_k in each of its rectangles K individually. Let $K = [x, \tilde{x}] \times [y, \tilde{y}]$ be a rectangle in Γ_k for some $k \geq k_0$. There are several cases of how we refine the grid inside K depending on the dimensions of K and the size of $\bigcup_l Q_l \cap K$, we either keep K the same or we split it into 2, 3, 4, 6 or 9 smaller rectangles as is depicted in Figure 5.

Firstly, if $\sum_{Q_l \subset K} r_l \geq 2^{-k-3}$ then we call the rectangle K a fixed rectangle. We do not refine it in any of the further steps and K is a rectangle of Γ_m for all $m \geq k$. In the following, then we can assume that $\sum_{Q_l \subset K} r_l < 2^{-k-3}$.

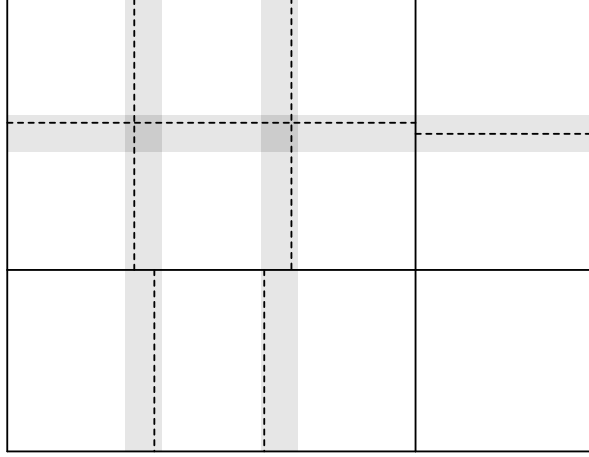


FIGURE 5. Given rectangles of Γ_k , we make Γ_{k+1} by dividing them into smaller rectangles each of which have side length approximately 2^{-k-1} . In some cases we split a side in three parts, in some cases we split it in two and if it is short, we do not split it.

If

$$(3.1) \quad \tilde{x} - x \in \begin{cases} (2^{-k}, 2^{1-k}] & \text{then we do not split } K \text{ by any vertical line} \\ (2^{1-k}, \frac{3}{2}2^{1-k}) & \text{then we split } K \text{ by one vertical line} \\ (\frac{3}{2}2^{1-k}, 2^{2-k}) & \text{then we split } K \text{ by two vertical lines.} \end{cases}$$

In the second case we call

$$F = \left(\frac{\tilde{x} + x}{2} - 2^{-k-3}, \frac{\tilde{x} + x}{2} + 2^{-k-3} \right) \cap G_x \setminus \pi_1 \left(\bigcup_l Q_l \right)$$

and then $\mathcal{L}^1(F) > 2^{-k-3}$. For all $t \in F$ it holds that

$$(3.2) \quad [\tilde{x} - t], [t - x] \in (2^{-k} - 2^{-k-3}, \frac{3}{2}2^{-k} + 2^{-k-3}) \subset (2^{-k-1}, 2^{1-k}).$$

Moreover, we find a set $E \subset F$ with $\mathcal{L}^1(E) > 2^{-k-4}$ such that the estimates

$$(3.3) \quad \int_y^{\tilde{y}} |\partial_2 u(t, s)| d\mathcal{H}^1(s) \leq \hat{C} \int_K |Du| d\mathcal{L}^2$$

and

$$(3.4) \quad \int_y^{\tilde{y}} |\partial_2 u(t, s)|^p d\mathcal{H}^1(s) \leq \hat{C} \int_K |Du|^p d\mathcal{L}^2$$

hold for all $t \in E$ with some absolute constant \hat{C} .

In the third case of (3.1) the approach is similar, and the details can be easily extrapolated from the proof of Proposition 2.2. We refine K with horizontal lines with the corresponding properties and estimates. It is easy to observe that the grids $\Gamma_0, \Gamma_1, \dots$ are general grids for which $u|_{\Gamma_k} \in W^{1,p}(\Gamma_k, \mathbb{R}^2)$.

Let us call \mathfrak{R}_k be the set of all rectangles of Γ_k . Let us call \mathfrak{F}_k the set of all fixed rectangles of Γ_k and $\mathfrak{F} = \bigcup_k \mathfrak{F}_k$. We have $\bigcup_l Q_l \subset \bigcup_{K \in \mathfrak{F}} K$. Further, using (3.2) for

$K \in \mathfrak{F}_k \setminus \mathfrak{F}_{k-1}$, we have

$$(3.5) \quad \text{diam } K < 2^{2-k} \text{ and } \sum_{Q_l \subset K} r_l \geq 2^{-k-3} \text{ and therefore } \text{diam } K \leq 2^5 \sum_{Q_l \subset K} r_l.$$

Let us estimate $\sum_{K \in \mathfrak{F}_k} (\text{diam } K)^{2-p}$. By (3.5) and the choice of r_l we have

$$\sum_{K \in \mathfrak{F}_k} (\text{diam } K)^{2-p} \leq \sum_{K \in \mathfrak{F}} \left(2^5 \sum_{Q_l \subset K} r_l \right)^{2-p} \leq 2^{5(2-p)} \sum_{l=1}^{\infty} r_l^{2-p} \leq 2^{5(2-p)-3-k_0} < \delta$$

for all $k \in \mathbb{N}$ thanks to the choice of k_0 . We denote $U = U_\delta := \bigcup_{K \in \mathfrak{F}} \text{int } K$, where $\text{int } K$ is the topological interior of K . We have $\mathcal{H}_\delta^{2-p}(U) < \delta$.

By the choice of Γ_k especially (3.3) and (3.4) we have $u \in W^{1,p}(\Gamma_k, \mathbb{R}^2)$. Because $u \in H \cap W_{\text{id}}^{1,p}((-1, 1)^2, \mathbb{R}^2)$, u satisfies the no-crossing condition of Definition 2.22 and there exist continuous injective $\tilde{\varphi}_{k,m} \rightrightarrows u|_{\Gamma_k}$ on Γ_k for each k . By Proposition 2.10 we can replace $\tilde{\varphi}_{k,m}$ with continuous injective piecewise linear $\varphi_{k,m} \rightarrow u|_{\Gamma_k}$ in $W^{1,p}(\Gamma_k, \mathbb{R}^2)$. We may assume that $\|\varphi_{k,m} - u|_{\Gamma_k}\|_{L^\infty(\Gamma_k)} \leq m^{-1}$ and that $\varphi_{k,m} = [\varphi_{m,m}]|_{\Gamma_k}$ for all $m \geq k$. We use Corollary 2.14 on each K rectangle of Γ_k to get a sequence of homeomorphisms $h_{k,m,K} : K \rightarrow \mathbb{R}^2$ which is equicontinuous and $h_{k,m,K} = \varphi_{k,m}$ on ∂K . Note that the map defined by $h_{k,m}(x, y) = h_{k,m,K}(x, y)$ whenever $(x, y) \in K$ is a well-defined homeomorphism on $[-1, 1]^2$ and for each k the sequence of mappings $h_{k,m}$ is equicontinuous on $[-1, 1]^2$. Then, for each k , (up to taking a subsequence) by the Arselà-Ascoli theorem we find a h_k such that $h_{k,m} \rightrightarrows h_k$ uniformly on $[-1, 1]^2$. By the Young's theorem (Theorem 1.2) h_k is monotone on $[-1, 1]^2$. Further, without loss of generality we assume for each $K \in \mathfrak{F}_o$ that $h_k = h_o$ on K for all $k \geq o$ because for every k_1, k_2 and every $m \geq \max\{k_1, k_2\}$ we have $\varphi_{k_1,m} = \varphi_{k_2,m} = \varphi_{m,m}$.

Because $S_u \subset U_\delta$ and because U_δ is open, u is uniformly continuous on $[-1, 1]^2 \setminus U_\delta$. Therefore, because $\Gamma_k \cap U_\delta = \emptyset$ for each $k \in \mathbb{N}$, we have that $[h_k]|_{\Gamma_m}$ is equicontinuous for each m . For every $K \in \mathfrak{R}_k \setminus \mathfrak{F}_k$ we have $\text{diam } K < 2^{2-k}$. Therefore, for each $\varepsilon > 0$ we find a k such that for all $m \geq k$ it holds that $\text{diam } h_m(K) = \text{diam } u(K) = \text{diam } u(\partial K) < \varepsilon$ for all $K \in \mathfrak{R}_k \setminus \mathfrak{F}_k$. Therefore, for all $x \in \bigcup_{K \in \mathfrak{R}_k \setminus \mathfrak{F}_k} K$, we have $|h_m(x) - h_n(x)| \leq 2\varepsilon$ for all $m, n \geq k$. Simultaneously however, $h_m = h_n$ on $\bigcup_{K \in \mathfrak{F}_k} K$ for $m, n \geq k$. Therefore h_k is a Cauchy sequence in $\mathcal{C}^0([-1, 1]^2)$ and there is some g_δ such that $h_k \rightrightarrows g_\delta$. By Youngs' theorem (Theorem 1.2) monotone maps are closed under uniform convergence and therefore we have that g_δ is monotone. Since $[h_k]|_{[-1, 1]^2 \setminus U_\delta} \rightrightarrows u|_{[-1, 1]^2 \setminus U_\delta}$ we have $u|_{[-1, 1]^2 \setminus U_\delta} = [g_\delta]|_{[-1, 1]^2 \setminus U_\delta}$. \square

Remark 3.3. Using the estimate (3.4) it is not difficult to prove that $[h_k]|_{(-1, 1)^2 \setminus U_\delta}$ is bounded in $W^{1,p}((-1, 1)^2 \setminus U_\delta, \mathbb{R}^2)$.

4. THE THREE-CURVE CONDITION CHARACTERIZATION

We start this section by proving the following lemma.

Lemma 4.1. *Let $u \in W_{\text{id}}^{1,p}((-1, 1)^2, \mathbb{R}^2)$ and let $S_u \subset (-1, 1)^2$ with $\mathcal{H}^1(S_u) = 0$ be such that $u|_{(-1, 1)^2 \setminus S_u}$ is continuous on $(-1, 1)^2 \setminus S_u$ and let u satisfy the three curve condition. Let Γ_k be a suitable k -grid for u avoiding S_u . Then for every $(a, b) \in (-1, 1)^2 \setminus u(\Gamma_k)$ and every $R = [x_i, x_{i+1}] \times [y_j, y_{j+1}]$ it holds that*

$$\deg((a, b), u, \partial R) \in \{0, 1\}.$$

Remark 4.2. The condition that the degree for a sense preserving mapping u has values in $\{0, 1\}$ is a necessary condition for u to satisfy the INV^+ condition. This can be observed from Lemma 2.20 and standard degree arguments. The reader may also reference [3, Lemma 2.8].

Proof of Lemma 4.1. Clearly $\deg((a, b), u, \partial(-1, 1)^2) = \deg((a, b), \text{id}, \partial(-1, 1)^2) = 1$ for all $(a, b) \in (-1, 1)^2$. Recall our notation $\theta(t) = (\cos(t), \sin(t))$. For any Jordan domain G whose boundary is the image of an injective Lipschitz curve $\varphi : \mathbb{S} \rightarrow \mathbb{R}^2$ with $|(\varphi \circ \theta)'|$ constant, such that $u \circ \varphi \circ \theta \in W_{\text{loc}}^{1,1}(\mathbb{R}, \mathbb{R}^2)$ we know that $\deg((a, b), u, G) = \text{Wind}((a, b), u \circ \varphi)$ where Wind is the winding number. We have the additivity of the degree i.e. $\sum_R \deg((a, b), u, \partial R) = 1$ where we sum over all rectangles of type $R = [x_i, x_{i+1}] \times [y_j, y_{j+1}]$. Therefore it suffices to prove that $\deg((a, b), u, \partial R) \geq 0$. Since we may assume that (a, b) is a regular value of u it suffices to prove that there is no $(x, y) \in (-1, 1)^2$ and no $r > 0$ such that $\deg(u(x, y), u, B((x, y), r)) = -1$. We may assume that there is some $\xi > 0$ such that $u(x, y) = (x, y)$ for all (x, y) satisfying $\text{dist}((x, y), \partial(-1, 1)^2) < \xi$.

Let us assume that we have an (x_0, y_0) and $r > 0$ such that $\deg(u(x_0, y_0), u, B((x_0, y_0), r)) = \det Du(x_0, y_0) = -1$. In the following we construct a good test pair for u . In order to help our construction of φ , we find a segment T from $\partial(-1, 1)^2$ to $\partial B((x_0, y_0), \rho)$. The image of the curve φ is made of a segment very close to T an arc in $\partial B((x_0, y_0), \rho)$ and then back to the close to the boundary along another segment close to T . This can be seen in Figure 6 in the lower part of the diagram. We may assume that φ maps $[0, 1]$ onto its image at constant speed and we can choose ρ and the segments in such a way that $u \circ \varphi \in W^{1,1}((0, 1), \mathbb{R}^2)$. The curve ψ starts very close to T inside $\{(s, t) \in (-1, 1)^2; \text{dist}((s, t), \partial(-1, 1)^2) < \xi\}$ and stays very close to the boundary, then it goes through $u(B((x_0, y_0), \rho))$ by a segment back into $\{(s, t) \in (-1, 1)^2; \text{dist}((s, t), \partial(-1, 1)^2) < \xi\}$ and goes close to the boundary around to a point again close to the segment T . The reader can refer to Figure 6 (especially the upper part of it). By choosing the segment of ψ that goes through $u(B((x_0, y_0), \rho))$ we can guarantee that φ and ψ are a good test pair for u by the arguments of Proposition 2.8. Because we may assume that $u \in W^{1,1}(T, \mathbb{R}^2)$ and that $\varphi([0, 1]) \cup T \subset (-1, 1)^2 \setminus S_u$ we may assume that the number of intersections of ψ with the image in u of the first and second segments of φ are both equal to the number of intersections of ψ with $u(T)$, i.e. ψ can cross over the image of both of the segments of φ but cannot cross only one of them.

Using the three-curve property of u we find a continuous injective γ which especially satisfies (2.22). Especially, by assuming that ρ is small enough and ψ has been chosen well, we may assume that $\psi([0, 1]) \cap u(\partial B((x_0, y_0), \rho)) = \{N, S\}$ consists of exactly two points. Our aim is to prove a contradiction with the three-curve property, i.e. that γ cannot be injective. Let us call the part of the segment of ψ above N the north segment of ψ and we call the part bellow S the south segment of ψ (for reference see the upper part of Figure 6). We consider three cases, the first cases is where the number of intersections of $u(T)$ with the north and south part of the segment of ψ is even. The second case is either when the number of intersections of ψ with the north segment of ψ is odd and with the south segment of ψ is even or visa versa. The third case is when the number of intersections of $u(T)$ with both segments of ψ is odd.

As can be observed in Figure 6 we get a contradiction in each case. The first case is equivalent to saying that the curve γ cannot intersect the segments of φ . Then the part of the curve γ until it gets to $u^{-1}(N) \cap \partial B((x_0, y_0), \rho)$ disconnects the point $u^{-1}(S) \cap \partial B((x_0, y_0), \rho)$ from $\gamma(1)$ in $(-1, 1)^2 \setminus \varphi([0, 1])$ and so either γ is not injective or it must

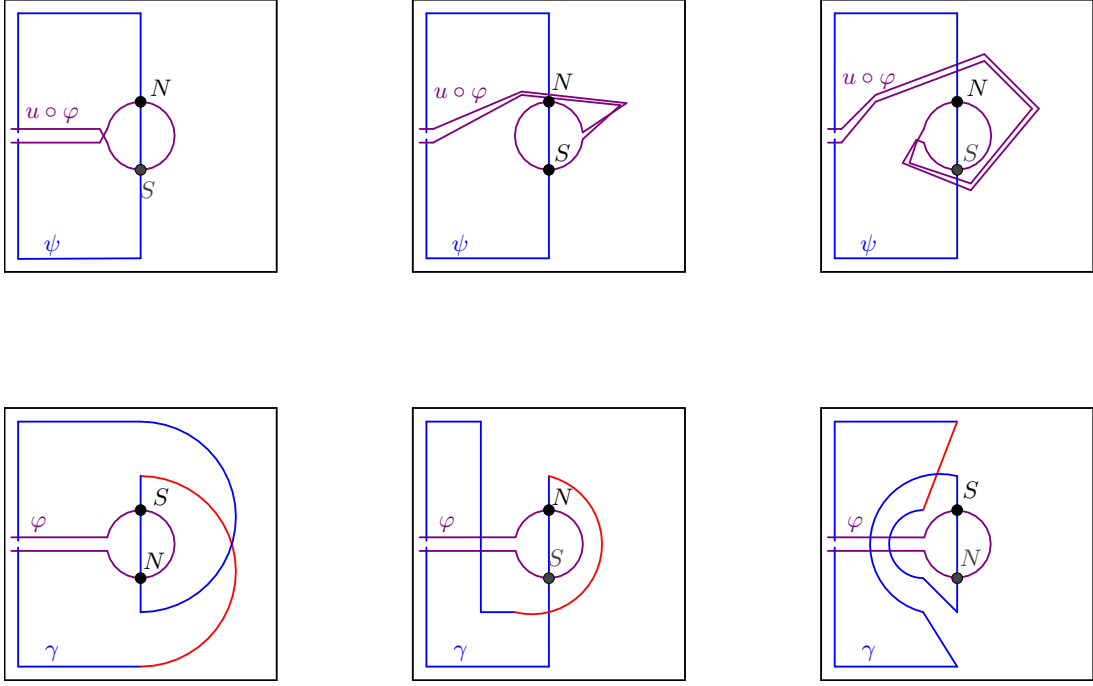


FIGURE 6. Three cases are depicted in this figure. Above is the case in the image and below is the case in the preimage. In all cases the good test pair φ and ψ are the same. The case on the left-hand side corresponds to an even number of intersections of $u \circ \varphi$ with ψ and an even number of intersections of $u \circ \varphi$ with ψ . The case in the middle corresponds to an odd number of intersections of $u \circ \varphi$ with ψ and an even number of intersections of $u \circ \varphi$ with ψ . The case on the right-hand side corresponded to an odd number of intersections of $u \circ \varphi$ with ψ and an odd number of intersections of $u \circ \varphi$ with ψ . In every case it is impossible to construct an injective γ which visits the points N and S in the correct order.

intersect $\varphi([0, 1])$ at a point that it may not. Either of these is a contradiction. The other two cases lead similarly to contradictions as can be observed from Figure 6. \square

Now we prove that condition a) from Theorem A is equivalent with condition c).

Theorem 4.3. *Let $u \in W_{\text{id}}^{1,p}((-1, 1)^2, \mathbb{R}^2)$ and let $S_u \subset (-1, 1)^2$ with $\mathcal{H}^1(S_u) = 0$ be such that $u|_{(-1, 1)^2 \setminus S_u}$ is continuous on $(-1, 1)^2 \setminus S_u$. Then $u \in \overline{H \cap W_{\text{id}}^{1,p}((-1, 1)^2, \mathbb{R}^2)}$ if and only if u has the three-curve property.*

Proof that limits of homeomorphisms satisfy the three-curve property. Let us assume that $u \in \overline{H \cap W_{\text{id}}^{1,p}((-1, 1)^2, \mathbb{R}^2)}$, then by Theorem 3.2 u is quasi-monotone. Let $\delta > 0$ and let φ, ψ be a good test pair for u with $\varphi([0, 1]) \subset (-1, 1)^2 \setminus U_\delta$. There is a monotone map $g_\delta : [-1, 1]^2 \rightarrow [-1, 1]^2$ such that $u = g_\delta$ on $\varphi([0, 1])$. By the Young's theorem, for every $\varepsilon > 0$ we find a homeomorphism $h_\varepsilon : [-1, 1]^2 \rightarrow [-1, 1]^2$ with $\|h_\varepsilon - g_\delta\|_\infty < \varepsilon$. Let us call the set $\tilde{\gamma}_\varepsilon = h_\varepsilon^{-1}(\psi([0, 1]))$.

There are now two operations necessary to define the curve γ . The first is to prove that by choosing a very small $\varepsilon > 0$ and then doing a slight alteration we can construct a curve $\hat{\gamma}$ such that $\hat{\gamma} \cap \varphi([0, 1]) = u^{-1}(\psi([0, 1])) \cap \varphi([0, 1]) =: F$ and the property (2.22) holds.

The second operation is to make $\gamma([0, 1])$ by modifying $\hat{\gamma}$ so that it can be parameterized by a Lipschitz continuous curve.

We have the existence of two linearly independent vectors $(u \circ \varphi)'(t)$ and $\psi'(s_t)$ for each $t \in T = \varphi^{-1}(F)$, i.e. $u \circ \varphi(t) \in \psi((0, 1))$ and where $s_t = \psi^{-1}(u \circ \varphi(t))$. Therefore we can find a $\rho > 0$ such that the balls $B((w, z), \rho)$ are pairwise disjoint for $(w, z) \in u(F)$ and for each $t \in T$ there is an interval $I_{t,\rho} = (a_{t,\rho}, b_{t,\rho})$ of $\varphi^{-1} \circ u^{-1}(B((w, z), \rho))$ containing t and no other elements of T . Similarly we may assume that for each $s \in \psi^{-1}(u(F))$ there is an interval $s \in J_{s,\rho} \subset \psi^{-1}(B(\psi(s), \rho))$, the intervals are pairwise disjoint and each interval contains exactly one point $s \in \psi^{-1}(u(F))$. The blow up of $u \circ \varphi([0, 1])$ at the points $(w, z) \in u(F)$ i.e.

$$\frac{u \circ \varphi([0, 1]) - (w, z)}{\rho} \cap B(0, 1)$$

converges (for example in Hausdorff metric) to a segment parallel to $(u \circ \varphi)'(t)$. Similarly, the blow up of $\psi([0, 1])$ converges to a segment parallel to $\psi'(s_t)$. Because these segments are non-parallel and intersect at $(0, 0)$ they must cross. This means we can find a ρ such that the two points $u \circ \varphi(a_{t,\rho})$ and $u \circ \varphi(b_{t,\rho})$ lie in different components of $B((w, z), \rho) \setminus \psi(J_{s_t,\rho})$.

It is possible to find an $\varepsilon > 0$ such that for any continuous h_ε such that $|h_\varepsilon \circ \varphi(t) - u \circ \varphi(t)| < \varepsilon$ for all $t \in [0, 1]$ we have that

$$\varphi^{-1} \circ h_\varepsilon^{-1}(\psi([0, 1])) \subset \bigcup_{t \in T} I_{t,\rho}$$

and $h_\varepsilon \circ \varphi(a_{t,\rho})$ lies in the same component of $B((w, z), \rho) \setminus \psi(J_{s_t,\rho})$ as does $u \circ \varphi(a_{t,\rho})$ and $h_\varepsilon \circ \varphi(b_{t,\rho})$ lies in the same component of $B((w, z), \rho) \setminus \psi(J_{s_t,\rho})$ as does $u \circ \varphi(b_{t,\rho})$. Further, according to the first paragraph it is possible to find such a homeomorphic h_ε .

There is a $\rho_0 > 0$ and a $\delta > 0$ (depending on $Du(x, y)$, $(x, y) \in F$) such that for all $\rho \in (0, \rho_0)$ there are $d, \varepsilon > 0$ sufficiently small that the inclusions

$$h_\varepsilon^{-1}(\psi([0, 1])) \cap \varphi(I_{t,\rho}) \subset B(\varphi(t), \delta^{-1}\varepsilon) \subset B(\varphi(t), d) \subset h_\varepsilon^{-1}(B(u \circ \varphi(t), \rho))$$

hold for all $t \in T$. By choosing $\varepsilon \ll d$ we may assume that there is only one component of $h_\varepsilon^{-1}(\psi([0, 1])) \cap B((x, y), d)$ intersecting $\varphi([0, 1])$. In order to construct $\hat{\gamma}$ we alter $\tilde{\gamma}_\varepsilon$ in the following way. We keep all of $\tilde{\gamma}_\varepsilon$ outside of $\bigcup_{(x,y) \in F} B((x, y), d)$ without doing anything. We replace each component of $\tilde{\gamma}_\varepsilon \cap B((x, y), d)$, $(x, y) \in F$, which does not intersect $\varphi([0, 1])$ with a segment which has the same endpoints as the replaced part of $\tilde{\gamma}_\varepsilon$. We replace the component of $\tilde{\gamma}_\varepsilon \cap B((x, y), d)$ intersecting $\varphi([0, 1])$ with an injective Lipschitz curve inside $B((x, y), d)$ which has the same end points as the replaced component. We may assume that this curve intersects $\varphi([0, 1])$ exactly once at (x, y) perpendicular to $\varphi'(\varphi^{-1}(x, y))$ and we may assume that $\hat{\gamma}$ is an injective curve. The existence of this curve is easy to observe especially since we have proved that $h_\varepsilon \circ \varphi(I_{t,\rho})$ crosses $\psi([0, 1])$ and h_ε is a homeomorphism. This is very reminiscent of a similar step in the proof of Proposition 2.10 where we did something similar with the union of two segments, here however φ is just an injective Lipschitz curve close to a segment so we must be a bit more careful.

It not difficult to observe that the injective and mutually disjoint curves in $\hat{\gamma} \setminus \bigcup_{(x,y) \in F} B((x, y), d)$ which may have infinite length can be replaced by injective Lipschitz curves of finite length while maintaining the fact that they are disjoint. We call the resulting set $\gamma([0, 1])$ and the

mapping γ may be the constant-speed parametrization of $\gamma([0, 1])$. The ordering property (2.22) is easily checked since ψ intersects each of the sets $h_\varepsilon \circ \varphi(I_{t,\rho})$ inside $B((w, z), \rho)$ for $(w, z) \in u(F)$ exactly when $u \circ \varphi(t) = (w, z)$ and the balls $B((w, z), \rho)$ are pairwise disjoint. The (2.23) property holds because we constructed γ so that γ' is non-zero perpendicular to φ' at their mutual intersection points. Thus u has the three-curve property. \square

Proof that if u satisfies the three-curve property then it is the limit of homeomorphisms.

Step 1. Verifying the NC condition if we have a stronger version of the three-curve property for grids.

Firstly, let us assume that we have a following improved version of the three curve property where we replace $\varphi([0, 1])$ with Γ_k a suitable k -grid for u and replace $\psi(0, 1)$ with \mathcal{G} , a good arrival grid for Γ_k from Proposition 2.8. Specifically let us assume for every Γ_k a suitable k -grid for u and every good arrival grid for $u|_{\Gamma_k}$

$$\mathcal{G} = \bigcup_{n=0}^M \{w_n\} \times [-1, 1] \cup [-1, 1] \times \{z_n\}.$$

that there exists an injective continuous map $g : \mathcal{G} \rightarrow [-1, 1]^2$ such that $g(\mathcal{G}) \cap \Gamma_k = \Gamma_k \cap u^{-1}(\mathcal{G})$. Then thanks to the Jordan Schönflies theorem there is a homeomorphism between the bounded components of $\mathbb{R}^2 \setminus g(\mathcal{G})$ and rectangles of \mathcal{G} , i.e. bounded components of $\mathbb{R}^2 \setminus \mathcal{G}$. Thus, for each A bounded component of $\mathbb{R}^2 \setminus g(\mathcal{G})$ there is a continuous injective embedding of $A \cap \Gamma_k$ into the rectangle of \mathcal{G} whose boundary is $g^{-1}(\partial A)$. It is not difficult to observe that these piecewise homeomorphisms with disjoint images can be adapted to be continuous on their common boundaries. This yields Φ , an injective continuous mapping of Γ_k into \mathbb{R}^2 such that $\Phi(x, y)$ lies in the same rectangle of \mathcal{G} as does $u(x, y)$. Assuming that the rectangles of \mathcal{G} have diameter at most $\varepsilon/4$ we have $\|\Phi - u|_{\Gamma_k}\|_\infty < \varepsilon$. Thus, we have exactly verified the no-crossing condition of Definition 2.23.

Step 2. Replace Γ_k with $\varphi([0, 1])$ and \mathcal{G} with $\psi([0, 1])$ and use the three-curve property.

Without loss of generality, we may assume that there is a neighborhood of $\partial[-1, 1]^2$ called P such that $u(x, y) = (x, y)$ for $(x, y) \in P$. Also without loss of generality we may assume that every $R = [x_i, x_{i+1}] \times [y_j, y_{j+1}]$ rectangle of Γ_k such that $R \cap \partial[-1, 1]^2 \neq \emptyset$ we have $R \subset P$. Similarly, for every $\tilde{R} = [w_n, w_{n+1}] \times [z_m, z_{m+1}]$ rectangle of \mathcal{G} such that $\tilde{R} \cap \partial[-1, 1]^2$ we have $\tilde{R} \subset P$.

It now remains to show how the three-curve property implies the stronger property from step 1. Let Γ_k be a suitable k -grid for u and let \mathcal{G} be a corresponding good arrival grid as in step 1. We start by constructing a curve ψ . Recall that the set $F = \Gamma_k \cap u^{-1}(\mathcal{G})$ is finite, that $(x, y) \in F$ lies on a side of Γ_k never on a vertex, $u(x, y)$ lies on sides of \mathcal{G} , never on vertexes of \mathcal{G} and that $D_\tau u(x, y)$ exists and has non-zero component perpendicular to \mathcal{G} at $u(x, y)$ for all $(x, y) \in F$.

For an illustration of the following paragraph see Figure 7. Since the set $\{(w_n, z_m)\}$ of vertexes of \mathcal{G} is finite (and therefore compact), $u(\Gamma_k)$ is a compact set and the two sets are disjoint, we find a ρ_0 such that

$$B((w_n, z_m), \rho_0) \cap [u(\Gamma_k) + B(0, \rho_0)] = \emptyset \text{ for every } (w_n, z_m) \text{ vertex of } \mathcal{G}.$$

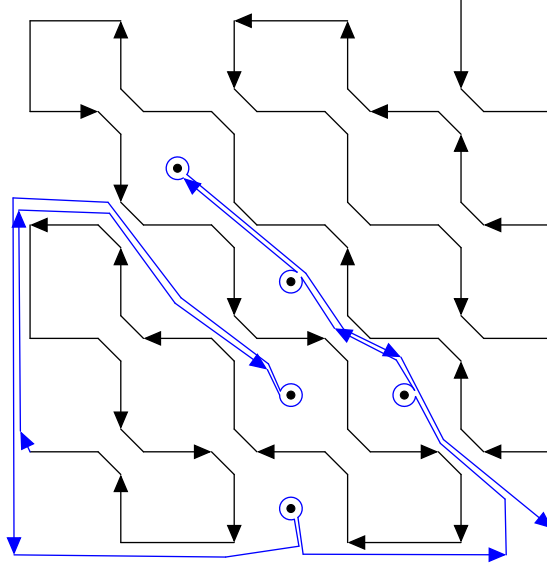


FIGURE 8. The construction of $\Psi = \tilde{\Psi} \cup \hat{\Psi}$, whose parametrization is called ψ . The curve $\hat{\Psi}$ (depicted in blue) goes close to all images of crossing points of Γ_k denoted by $\{(x_i, y_j)\}$.

For each of these circles $\partial B((X, Y), \eta)$ we subtract a small arc in $\partial B((X, Y), \eta)$ that does not intersect the finite set $u(\Gamma_k) \cap \partial B((X, Y), \eta)$. It is possible to connect all of these arcs with an injective Lipschitz curve that does not intersect $\tilde{\Psi}$ and this can be seen in Figure 8. Call this set $\hat{\Psi}$. Note that it is possible that $\hat{\Psi} \cap u(\Gamma_k) \neq \emptyset$. On the other hand, the image in u of the subset of Γ_k where $D_\tau u$ does not exist or the derivative is zero has \mathcal{H}^1 measure zero. Therefore, it cannot disconnect the plane and in fact $\hat{\Psi}$ can avoid it completely. Therefore we may assume that there are a finite number of points in $(x, y) \in \Gamma_k$ such that $u(x, y) \in \hat{\Psi}$, that $D_\tau u(x, y)$ exists and has non-zero component perpendicular the tangent set of $\hat{\Psi}$ at $u(x, y)$, which we may assume to exist. Since we may assume that $\hat{\Psi}$ starts at an endpoint of $\tilde{\Psi}$ we have that $\Psi = \tilde{\Psi} \cup \hat{\Psi}$ is the image of an injective Lipschitz curve. By $\psi : [0, 1] \rightarrow \mathbb{R}^2$ we denote a Lipschitz parametrization of Ψ such that $\psi([0, \frac{1}{2}]) = \tilde{\Psi}$ and $\psi([\frac{1}{2}, 1]) = \hat{\Psi}$.

Now it is the turn of Γ_k to be replaced with a φ such that φ and ψ are a good test pair for u . The construction of the curve φ has two stages. The first one is similar to the first stage for the construction of ψ , i.e. we replace crosses in Γ_k with pairs of NE and SW segments. We can find a $\delta_0 > 0$ so small that if the NE , SW segments are made in $B((x_i, y_j), \delta)$ for any $\delta \in (0, \delta_0)$ then the image in u of the added segments do not intersect $\partial B(u(x_i, y_j), \eta)$ and therefore there are no points on the added segments whose image intersects Ψ at all (because $\text{dist}(u(x_i, y_j), \Psi) > \eta$). The second stage is to connect up the curves resulting from this process. Because $\tilde{\Psi} \Subset (-1, 1)^2$ we can join our components using segments very close to the boundary and so (because $u(x, y) = (x, y)$ in P) they do not intersect $\tilde{\Psi}$. This can be seen in Figure 9. Any intersection between $u \circ \varphi([0, 1])$ and $\psi([0, 1])$ inside $(-1, 1)^2 \setminus P$ have already been chosen so that they satisfy the properties for a good test pair. Any intersections between $\hat{\Psi}$ and $u \circ \varphi([0, 1])$ inside P can easily be made to satisfy the conditions. Finally, we get a single curve which we call φ such that $u \circ \varphi(t) \in \tilde{\Psi}$ exactly when $\varphi(t) \in F$.

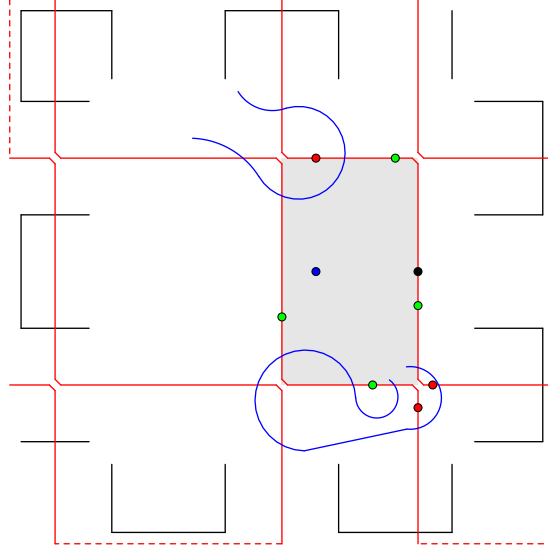


FIGURE 9. The curve φ (the curve depicted in red) is constructed by replacing crosses of Γ_k with NE and SW segments. Then these curves are connected with each other close to the boundary of $(-1, 1)^2$ inside P and these segments are showed as dashed. The black curves are (the preimage in u of) $\tilde{\Psi} \cap P$ and the dashed red curves do not intersect the black curves. The blue curves are the part of $\gamma([1/2, 1])$ each of which corresponds to a circular arc around some $u(x_i, y_j)$. The black point corresponds to some $\gamma(s)$ and the following intersection $\gamma(t) \in \varphi([0, 1])$ can be for example one of the green points but cannot be a red point. The blue point represents $\gamma(s/2 + t/2)$. The point $\gamma(t)$ cannot be the upper-left red point because it is disconnected from $\gamma(s/2 + t/2)$ by $\gamma([1/2, 1])$ in $[-1, 1]^2 \setminus \varphi([0, 1])$ and γ is injective. The point $\gamma(t)$ cannot be one of the lower-right red points because these points are mapped by u into $B(u(x_{i+1}, y_j), \eta)$ but $|u(\gamma(t)) - u(x_{i+1}, y_j)| \geq 2\eta$.

By construction φ and ψ are a good test pair for u and so we find the injective Lipschitz curve γ such that $\gamma([0, 1]) \cap \varphi([0, 1]) = u^{-1}(\Psi) \cap \varphi([0, 1])$. By the definition of the three curve property we may assume that $\gamma([0, 1/2]) \cap \varphi([0, 1]) = u^{-1}(\tilde{\Psi}) \cap \varphi([0, 1])$ and $\gamma([1/2, 1]) \cap \varphi([0, 1]) = u^{-1}(\hat{\Psi}) \cap \varphi([0, 1])$.

Step 3. Replace $\varphi([0, 1])$ with Γ_k again.

Let $0 < s < t < 1/2$ be a subsequent pair of points of $\gamma^{-1}(\Gamma_k)$ (which is a finite set). We want to prove that there is some rectangle $R = [x_i, x_{i+1}] \times [y_j, y_{j+1}]$ of Γ_k with $\gamma(s), \gamma(t) \in \partial R$ and it is possible by homotopy in $\mathbb{R}^2 \setminus \varphi([0, 1])$ to require that $\gamma([s, t]) \subset R$. We suggest the reader refer to Figure 9 where we take R to be the shaded rectangle and $\gamma(s)$ to be the black point on its boundary. Because $\gamma((s, t)) \cap \varphi(0, 1) = \emptyset$ we have that $\gamma(s), \gamma(t)$ lie in the closure of the component of $[-1, 1]^2 \setminus [\varphi([0, 1]) \cup \gamma([1/2, 1])]$ that contains $\gamma(s/2 + t/2)$. The point $\gamma(t)$ must lie on $\varphi([0, 1])$ (the red curve in Figure 9), not on $\gamma([1/2, 1])$ (therefore not on blue curves in the picture). If the point $\gamma(t)$ does not lie on the boundary of R , then it must lie on part of $\varphi([0, 1]) \setminus R$ which is not disconnected from R by $\gamma([1/2, 1])$. By the construction of Ψ (especially the circular arcs around points in $u(\{(x_i, y_j)\})$) we have

for every $(x, y) \in \varphi([0, 1])$ which is not disconnected from R by $\gamma([1/2, 1])$ that $u(x, y)$ lies in $B((X, Y), \eta)$ for some $(X, Y) \in \{u(x_i, y_j); i, j = 1, \dots, M\}$. On the other hand, however, $\gamma(s) \in \tilde{\Psi}$ and by the choice of η (point 2), $u(\gamma(s)) \notin B((X, Y), \eta)$. Therefore $\gamma(s) \in \partial R \cap \varphi([0, 1])$.

The last fact means that $\gamma(s)$ and $\gamma(t)$ lie in $\partial R \setminus \bigcup_{i,j} B((x_i, y_j), \delta)$ and after some simple homotopic correction to γ we can assume that $\gamma([0, 1/2])$ does not intersect $\overline{B((x_i, y_j), \delta)}$ at all, i.e. $\gamma([s, t])$ lies entirely inside R . Effectively this means we can replace $\varphi([0, 1])$ with Γ_k , i.e. $\gamma([0, 1/2]) \cap \Gamma_k = F = \Gamma_k \cap u^{-1}(\mathcal{G})$. Then, to finish the proof, it remains to construct a continuous injective g on \mathcal{G} with $g(\mathcal{G}) \cap \Gamma_k = \gamma([0, 1/2]) \cap \varphi([0, 1]) = \Gamma_k \cap u^{-1}(\mathcal{G})$.

Step 4. Replacing $\psi([0, 1])$ with \mathcal{G} again.

The overall idea is simple: for each (w_n, z_m) cross point of \mathcal{G} we subtract two small arcs from $\gamma([0, 1/2])$ corresponding to the *NE* and *SW* segments that we added in the construction of $\tilde{\Psi}$, then we choose a point $g(w_n, z_m)$ and connect it up by four disjoint injective Lipschitz curve with the four ends where we subtracted the two arcs. The things we need to guarantee when we do this are:

- (1) the new added curves do not intersect Γ_k ,
- (2) the added curves do not intersect each other (except in the case that they share a common endpoint, then they intersect only at that point),
- (3) the added curves do not intersect $\gamma([0, 1/2])$ except at their respective endpoints where they connect up.

We only need to deal with the rectangles R of Γ_k that are not contained completely in P since for those $R \subset P$ the claim is obvious and we can put $g(w, z) = (w, z)$ for $(w, y) \in \mathcal{G} \cap P$.

Firstly, we make the following observation using Lemma 4.1. Because $\deg((w, z), u, (-1, 1)^2) = 1$ for all $(w, z) \in (-1, 1)^2 \setminus u(\Gamma_k)$, there is exactly one rectangle R of Γ_k such that $\deg((w, z), u, \text{int } R) = 1$. The mapping that assigns this R to each $(w, z) \in (-1, 1)^2 \setminus u(\Gamma_k)$ is constant on components of $(-1, 1)^2 \setminus u(\Gamma_k)$ by the homotopic properties of the degree. As a shorthand for the previous, when we write $R_{(w,z)}$ we mean the rectangle of Γ such that $\deg((w, z), u, \text{int } R) = 1$. By the choice of η we have that $R_{(w,z)} = R_{(w_n, z_m)}$ for all (w, z) on the *SW* and *NE* segments of $\tilde{\Psi}$ close to (w_n, z_m) .

Let $L = NE$ (or $L = SW$) be a segment in $\tilde{\Psi}$. There exists exactly one pair $\xi_L, \zeta_L \in [0, 1/2] \cap \psi^{-1} \circ u \circ \varphi([0, 1])$ of subsequent points (i.e. $\xi_L < \zeta_L$ and $\psi((\xi_L, \zeta_L)) \cap u \circ \varphi([0, 1]) = \emptyset$) such that $L \subset \psi((\xi_L, \zeta_L))$. From (2.22) we have a pair of disjoint closed intervals I_{ξ_L} and I_{ζ_L} and we call I_L the open interval lying between them, i.e. $I_L = \{\lambda \in \mathbb{R} : s < \lambda < t, s \in I_{\xi_L}, t \in I_{\zeta_L}\}$. Note that there may be several $L = NE$ (or *SW*) segments which have the same interval I_L . Let $\xi, \zeta \in [0, 1/2] \cap \psi^{-1} \circ u \circ \varphi([0, 1])$ be any subsequent pair, then for each of the *NE* (or *SW*) segments $L \subset \psi((\xi, \zeta))$ let us choose a closed interval $J_L \subset I_L$ such that the intervals J_L are pairwise disjoint and in the correct order, i.e. if $L \neq L'$ then for all $s \in J_L$ and all $t \in J_{L'}$ we have $s < t$ exactly when $a < b$ for all $a \in \psi^{-1}(L)$ and $b \in \psi^{-1}(L')$.

Let us prove that we can find curves satisfying (1). Let *SW* and *NE* be the pair of segments close to (w_n, z_m) , a cross point of \mathcal{G} . From the construction of $\tilde{\Psi}$ (see Figure 7) there are a pair of disjoint closed intervals $T_{SW} \supset \psi^{-1}(SW)$ and $T_{NE} \supset \psi^{-1}(NE)$ such that on each T_L the curve ψ starts close to $\partial(-1, 1)^2$ and ends close to another side of

$\partial(-1, 1)^2$. In Figure 7 $\psi(T_{NE})$ is depicted in blue and $\psi(T_{SW})$ is depicted in red. We split each T_L into two parts, the part before L and the part after L i.e. the two subintervals $T_L^-\{\lambda \in T_L : \lambda < \sigma, \sigma \in \psi^{-1}(L)\}$ and $T_L^+\{\lambda \in T_L : \lambda > \sigma, \sigma \in \psi^{-1}(L)\}$ of T_L . Using Lemma 4.1 and the equivalence of the degree and the winding number we know that there are an even number of points in $\partial R \cap u^{-1} \circ \psi(T_L^\pm)$ for every rectangle R which is not completely contained in P except for R_{w_n, z_m} where there is an odd number of intersections. From the very definition of the three-curve property, the same is true for the number of intersections of γ on the two intervals of $[0, 1/2] \setminus J_L$ with ∂R . This means that the endpoints of J_L lie inside the rectangle R_L . Since $R_{SW} = R_{NE}$ we see that the four points of $\gamma(\partial J_{SW} \cup \partial J_{NE})$ all lie in $\text{int } R_{(w_n, z_m)}$ and so can be connected inside $\text{int } R_{(w_n, z_m)}$, i.e. without intersecting Γ_k .

Now we turn our attention to property (2). Let us have vertexes (w_n, z_m) and (w_{n+o}, z_{m-o}) of \mathcal{G} whose NE and whose SW segments each lie on a component of $\psi([0, \frac{1}{2}]) \setminus u(\Gamma_k)$, i.e. $I_{SW(n,m)} = I_{SW(n+o, m-o)}$ and $I_{NE(n,m)} = I_{NE(n+o, m-o)}$. We want to prove that a Lipschitz injective curve from $\gamma(J_{SW(n,m)})$ to $\gamma(J_{NE(n,m)})$ does not disconnect $\gamma(J_{SW(n+o, m-o)})$ from $\gamma(J_{NE(n+o, m-o)})$. By (a_{NE}, b_{NE}) let us denote the component of $\gamma^{-1}(\mathbb{R}^2 \setminus \Gamma_k)$ containing $I_{NE(n,m)}$ and by (a_{SW}, b_{SW}) let us denote the component of $\gamma^{-1}(\mathbb{R}^2 \setminus \Gamma_k)$ containing $I_{SW(n,m)}$. Let Ω be the bounded component of $\mathbb{R}^2 \setminus u(\Gamma_k)$ containing (w_n, z_m) (and (w_{n+o}, z_{m-o})). It is possible to find a continuous injective $v : \partial R_{(w_n, z_m)} = \partial R_{(w_{n+o}, z_{m-o})} \rightarrow \partial \Omega$ such that

$$v(x, y) = u(x, y) \quad \text{and} \quad v^{-1}(u(x, y)) = \{(x, y)\}$$

for all $(x, y) \in \{\gamma(a_{SW}), \gamma(a_{NE}), \gamma(b_{SW}), \gamma(b_{NE})\}$ and, by homotopy,

$$\deg((w, z), v, \partial R_{w_n, z_m}) = \deg((w, z), u, \partial R_{w_n, z_m})$$

for all (w, z) in Ω . Then clearly the order of the points $\gamma(a_{SW}), \gamma(a_{NE}), \gamma(b_{SW}), \gamma(b_{NE})$ on $\partial R_{(w_n, z_m)}$ is the same as the order of $v(\gamma(a_{SW})), v(\gamma(a_{NE})), v(\gamma(b_{SW})), v(\gamma(b_{NE}))$ in $\partial \Omega$ because v is sense-preserving (i.e. the degree is $+1$ in Ω). Therefore clearly, because injective Lipschitz curves in $\text{int } v(R_{(w_n, z_m)}) \setminus \psi([0, 1/2])$ connecting $SW(n, m)$ to $NE(n, m)$ do not disconnect $SW(n+o, m-o)$ from $NE(n+o, m-o)$, also injective Lipschitz curves in $\text{int } R_{(w_n, z_m)} \setminus \gamma([0, 1/2])$ from $\gamma(J_{SW(n,m)})$ to $\gamma(J_{NE(n,m)})$ do not disconnect $\gamma(J_{SW(n+o, m-o)})$ from $\gamma(J_{NE(n+o, m-o)})$.

We show condition (3) by contradiction. Suppose that there is a pair SW and NE and a component C of $[0, 1/2] \setminus \gamma^{-1}(\varphi([0, 1]))$ such that $\gamma(J_{SW})$ is disconnected from $\gamma(J_{NE})$ inside $\text{int } R$ by $\gamma(\overline{C})$, where R is the rectangle containing $\gamma(SW)$ and $\gamma(NE)$. Following the argument of the previous paragraph there must be a component of $\psi([0, 1/2]) \setminus u(\Gamma_k)$ which disconnects SW from NE inside $\{(w, z) : \deg((w, z), u, \partial R_{w_n, z_m}) = 1\}$ which is clearly impossible from the construction of $\tilde{\Psi}$.

Thus, it is possible to construct the $g : \mathcal{G} \rightarrow \mathbb{R}^2$ which we wanted. \square

5. THE EQUIVALENCE OF THE QM CONDITION

We use the QM condition to express the preimage of closed connected sets which do not disconnect the preimage, which allows us to prove the INV^+ condition. Further we show that the QM condition implies the NCL condition.

Lemma 5.1. *Let $u \in W_{\text{id}}^{1,p}((-1, 1)^2, \mathbb{R}^2)$ satisfy the QM condition (Definition 2.30), then u satisfies the NCL condition (Definition 2.27).*

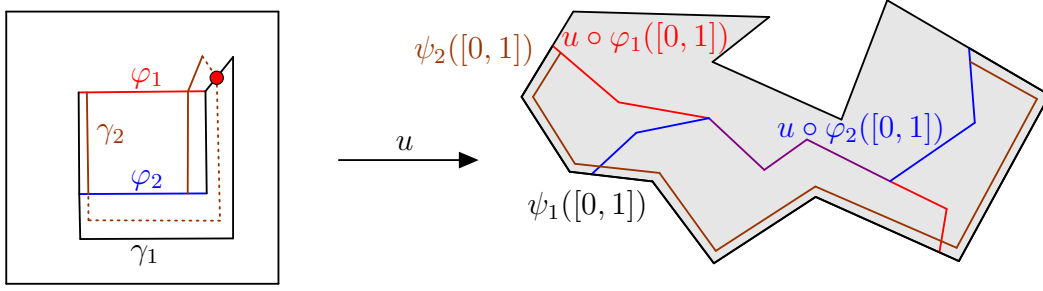


FIGURE 10. The curves γ_1 and γ_2 must cross and therefore it is impossible to find a pair of disjoint Jordan domains $V_{k-1, m-1}^1$ and $V_{k-1, m-1}^2$.

Proof. Let us assume that u does not satisfy the NCL condition. Then we can find two Lipschitz continuous injective curves $\varphi_1, \varphi_2 : [0, 1] \rightarrow \mathbb{R}^2$ with disjoint images and a Jordan curve $\beta : \mathbb{S} \rightarrow \mathbb{R}^2$ such that $u \circ \varphi_i((0, 1))$ lies in the interior of $\beta(\mathbb{S})$, but $u \circ \varphi_1$ crosses $u \circ \varphi_2$, i.e.

$$\begin{aligned} u(\varphi_1(0)) &= \beta(1, 0), & u(\varphi_1(1)) &= \beta(-1, 0), \\ u(\varphi_2(0)) &= \beta(0, 1), & u(\varphi_2(1)) &= \beta(0, -1). \end{aligned}$$

We let C_1 be the image of $[0, \frac{3}{2}\pi]$ in the mapping $\beta(\cos(\cdot), \sin(\cdot))$ and we let C_2 be a curve in the interior of $\beta(\mathbb{S})$ and stays very close to β as shown in Figure 10. It is possible to choose φ_i and C_i so that $u^{-1}(C_i) \cap \varphi_j([0, 1])$ is exactly two points, one near $\varphi_j(0)$ and the other near $\varphi_j(1)$. A necessary condition for the existence of the disjoint Jordan domains $V_{k-1, m-1}^1$ and $V_{k-1, m-1}^2$ is that there are a pair of injective continuous curves γ_1, γ_2 with disjoint images and such that $\gamma_i([0, 1]) \cap \varphi_i([0, 1]) = \varphi_i^{-1} \circ u^{-1}(C_i)$. We proceed to follow that such curves cannot exist.

Up to renumbering and a change of orientation of φ_i we have $\gamma_1(0) = \varphi_1(0)$, $\gamma_1(\frac{1}{3}) = \varphi_2(0)$, $\gamma_1(\frac{2}{3}) = \varphi_1(1)$ and $\gamma_1(1) = \varphi_2(1)$ and γ_1 has no other intersections with $\varphi_1([0, 1])$ or $\varphi_2([0, 1])$. Then $\varphi_2((0, 1))$ lies in the bounded component of $\mathbb{R}^2 \setminus \gamma_1([0, 1]) \cup \varphi_1([0, 1])$ (see Figure 10). The curve γ_2 starts near $\gamma_1(0)$, then it intersects $\varphi_2((0, 1))$ once. After this it lies in the bounded component of $\mathbb{R}^2 \setminus \gamma_1([\frac{1}{3}, 1]) \cup \varphi_2([0, 1])$ and then it needs to intersect φ_1 without intersecting $\varphi_2([0, 1])$ or $\gamma_1([0, 1])$, which is impossible. \square

Theorem 5.2. *Let $u \in W_{\text{id}}^{1,p}((-1, 1)^2, \mathbb{R}^2)$. Then $u \in \overline{H \cap W_{\text{id}}^{1,p}((-1, 1)^2, \mathbb{R}^2)}$ if and only if u satisfies the QM condition.*

Proof of the necessity of the QM condition. Let us prove that each $u \in \overline{H \cap W_{\text{id}}^{1,p}((-1, 1)^2, \mathbb{R}^2)}$ satisfies the QM property. Note that the INV⁺ condition is immediate from Theorem 2.18. Let $\delta > 0$, let C_1, C_2 be disjoint closed connected sets such that $(-1, 1)^2 \setminus (C_1 \cup C_2)$ is connected and let $r > 0$ be such that $C_1 + B(0, 4r) \cap C_2 + B(0, 4r) = \emptyset$. Using Theorem 3.2 and Theorem 1.2 we find a homeomorphism h with $\|u - h\|_{L^\infty((-1, 1)^2 \setminus U_\delta)} < r$. Then $\overline{h^{-1}(C_1 + B(0, 2r))} \cap \overline{h^{-1}(C_2 + B(0, 2r))} = \emptyset$. Further

$$u^{-1}(C_i) \setminus U_\delta \subset h^{-1}(C_i + B(0, 2r)) \subset \overline{h^{-1}(C_i + B(0, 2r))} \subset u^{-1}(C_i + B(0, 3r)) \cup U_\delta.$$

Then it suffices to put $V_i = h^{-1}(C_i + B(0, 2r))$. \square

Before starting the proof of the sufficiency of the condition, let us add a short comment about the strategy of our proof. We want to prove that u satisfies the three-curve property, so we take φ and ψ , a good test pair for u . For any closed interval $I \subset [0, 1]$, $C = \psi(I)$ is a closed set that does not disconnect the plane. Then by the INV^+ condition and Lemma 2.20 also $u^{-1}(C)$ is closed and connected. We can find curves γ_I inside $V_{k-1, m-1}$ which cross φ exactly at the points $\varphi([0, 1]) \cap u^{-1} \circ \psi(I)$.

We may assume that $\varphi([0, 1])$ disconnects $[-1, 1]^2$ into two parts a left and right side. The NCL condition allows us to say that any point in $[-1, 1]^2 \setminus u \circ \varphi([0, 1])$ lies on one of two ‘sides’ of $u \circ \varphi([0, 1])$ even if $[-1, 1]^2 \setminus u \circ \varphi([0, 1])$ has many components, not just two. This allows us to prove that we can connect the curves γ_I found using the INV^+ condition without making any additional intersections with $\varphi([0, 1])$.

It is the QM condition that guarantees that the curves constructed do not intersect each other and therefore our final γ is injective.

Proof the of sufficiency of the QM condition. Let $\delta > 0$ be fixed, let φ, ψ be a good test pair for u , call $F = u^{-1} \circ \psi([0, 1]) \cap \varphi([0, 1])$ and let $r > 0$ be such that $B((w, z), 5r)$ are pairwise disjoint for $(w, z) \in u(F)$. By $K \in \mathbb{N}$ let us denote the number of points in $u(F)$.

Because $(u \circ \varphi)'(t)$ and $\psi'(s)$ are linearly independent whenever $u \circ \varphi(t) = \psi(s)$, we have

$$\alpha := \frac{1}{3} \min_{u \circ \varphi(t) = \psi(s)} \left\langle \frac{(u \circ \varphi)'(t)}{|(u \circ \varphi)'(t)|}, \frac{[\psi'(s)]^\perp}{|\psi'(s)|} \right\rangle \in (0, 1)$$

where $(v_1, v_2)^\perp = (-v_2, v_1)$. Assuming that $r > 0$ is sufficiently small, we can find exactly $K + 1$ closed intervals I_1, I_2, \dots, I_{K+1} , components of $[0, 1] \setminus \psi^{-1}(\bigcup_{i=1}^K B((w_i, z_i), 2r\alpha^{-1}))$, such that

$$\psi(I_i) \cap \overline{B((w_{i-1}, z_{i-1}), 2r\alpha^{-1})} \neq \emptyset \neq \psi(I_i) \cap \overline{B((w_i, z_i), 2r\alpha^{-1})}$$

for $i = 2, \dots, K$ and

$$B((w_i, z_i), 4r\alpha^{-1}) \cap \psi(I_j) = \emptyset \quad \text{for all } j \neq i - 1 \text{ and } j \neq i.$$

Similarly, $\psi(I_1)$ intersects $\overline{B((w_1, z_1), 2r\alpha^{-1})}$ but not $B((w_i, z_i), 4r\alpha^{-1})$, $i \neq 1$ and $\psi(I_{K+1})$ intersects $\overline{B((w_K, z_K), 2r\alpha^{-1})}$ but not $B((w_i, z_i), 4r\alpha^{-1})$, $i \neq K$. Because $\psi'(s)$ exists and $\psi'(s) \neq 0$ whenever $\psi(s) \in u(F)$, we may assume that r is so small that $\psi(I_i) + B(0, r)$ are pairwise disjoint. Again, because $\psi'(s)$ exists and $\psi'(s) \neq 0$ whenever $\psi(s) \in u(F)$, we may assume that r is so small that $\psi(\hat{I}_i) \subset (B((w_i, z_i), 3r\alpha^{-1}))$, where $\hat{I}_i = [\max I_i, \min I_{i+1}]$ for $i = 1, 2, \dots, K$. Moreover, for r small enough we have that

$$(5.1) \quad [\psi(I_i) + B(0, 2r)] \cap u \circ \varphi([0, 1]) = \emptyset \quad \text{for } i = 1, \dots, K + 1.$$

Having fixed r we fix $\delta > 0$ and use the QM condition (see Remark 2.31 (4)) to find domains $V_1, V_2, \dots, V_K, \tilde{V}_1, \tilde{V}_2, \dots, \tilde{V}_{K+1}$ with pairwise disjoint closures such that $\overline{V_i} \supset u^{-1}(w_i, z_i) \setminus U_\delta$ and $\tilde{V}_i \supset u^{-1}(\psi(I_i)) \setminus U_\delta$. From the QM condition we have that $\tilde{V}_i \subset u^{-1}(\psi(I_i) + B(0, r)) \cup U_\delta$, the choice of φ ensures that $\varphi([0, 1]) \cap U_\delta = \emptyset$ so by (5.1) we see that $\tilde{V}_i \cap \varphi([0, 1]) = \emptyset$. Thus, we have $\text{dist}(\tilde{V}_i, \varphi([0, 1])) > 0$. Similarly we find domains $\hat{V}_1, \hat{V}_2, \dots, \hat{V}_K$ with pairwise disjoint closures such that $\hat{V}_i \supset \overline{u^{-1}(B((w_i, z_i), 3r\alpha^{-1}))} \setminus U_\delta$, $\hat{V}_i \supset V_i$ and $\hat{V}_i \cap \tilde{V}_j = \emptyset$ exactly when $j \neq i - 1$ and $j \neq i$.

Without loss of generality we may assume that $\varphi^{-1}(\partial(-1, 1)^2) = \{0, 1\}$ and so $\varphi([0, 1])$ disconnects $[-1, 1]^2$ into two components, further we may assume that $|\varphi(0) - \varphi(1)| \geq 1$. We call the two components of $[-1, 1]^2 \setminus \varphi([0, 1])$ the left hand and right-hand side

respectively in the obvious way. Using the NCL condition (thanks to Lemma 5.1), for any $\varepsilon > 0$ we find a continuous injective $g : [0, 1] \rightarrow [-1, 1]^2$ such that $\|u \circ \varphi - g\|_{L^\infty((0,1), \mathbb{R}^2)} < \varepsilon$. Because u is the identity at $\partial(-1, 1)^2$ we may assume that $g(0) = u \circ \varphi(0)$ and $g(1) = u \circ \varphi(1)$ (at least for all ε sufficiently small) and that there are exactly two components of $[-1, 1]^2 \setminus g([0, 1])$ which we call the left hand and right hand side of $g([0, 1])$ in the obvious way. Note that

$$(5.2) \quad \begin{aligned} (x, y) \in \partial(-1, 1)^2 \setminus \varphi([0, 1]) \text{ is on the left side of } \varphi([0, 1]) \text{ exactly when} \\ (x, y) \text{ is on the left side of } g([0, 1]). \end{aligned}$$

In the course of the first half of the proof of Theorem 4.3 we showed that, if r and ε are sufficiently small, then we can modify g so that $g^{-1}(\psi([0, 1])) = \varphi^{-1}(F)$ holds and there exists g' at each point $\varphi^{-1}(F)$ and $g'(t)$ is linearly independent of $\psi'(s)$ whenever $g(t) = \psi(s)$. In fact, we may assume that g is linear on each interval in $g^{-1}B((w, z), r\alpha^{-1})$ for each $(w, z) \in u(F)$.

Let $(w, z) \in (-1, 1)^2 \setminus u \circ \varphi([0, 1])$ and let $g_1, g_2 : [0, 1] \rightarrow \mathbb{R}^2$ be continuous and injective satisfying $\|g_i - u \circ \varphi\|_\infty < \text{dist}((w, z), u \circ \varphi([0, 1]))$, then

$$(5.3) \quad (w, z) \text{ is on the left of } g_1 \text{ exactly when } (w, z) \text{ is on the left side of } g_2.$$

Especially, the side of $g([0, 1])$ which contains $\psi(I_i)$ is invariant of the choice of continuous injective g satisfying $\|u \circ \varphi - g\|_\infty < r$, because $\text{dist}(\psi(I_i), u \circ \varphi([0, 1])) \geq 2r$.

Further, let us prove that $u^{-1}(\psi(I_i))$ lies on the left side of $\varphi([0, 1])$ exactly when $\psi(I_i)$ lies on the left side of any injective continuous $g([0, 1])$ satisfying $\|g - u \circ \varphi\|_\infty < r$. We can find a Lipschitz continuous injective path σ parametrized from $[0, 1]$ which on $[0, 1/3]$ goes from some point $(x, y) \in \tilde{V}_i \setminus S_u$ to $\partial(-1, 1)^2$ inside $[-1, 1]^2 \setminus \varphi([0, 1])$, on $[1/3, 2/3]$ the path σ follows $\partial(-1, 1)^2$ till it gets to $\varphi(0)$ and on $[2/3, 1]$ we define $\sigma(t) = \varphi(3t - 2)$. We may assume that $u \circ \sigma \in W^{1,1}((0, 1), \mathbb{R}^2)$. We use the NCL condition on σ and get a $\|g_\sigma - u \circ \sigma\|_\infty < r$, we may assume that $g_\sigma(t) = \sigma(t)$ on $[1/3, 2/3]$. Because $(x, y) \in (-1, 1)^2 \setminus S_u$ the value $u(x, y)$ is well defined. By (5.3) we have that $u(x, y)$ is on the left side of $g_\sigma([2/3, 1])$ exactly when $u(x, y)$ is on the left side of any $g([0, 1])$ where g is injective continuous satisfying $\|g - u \circ \varphi\|_\infty < r$. Because g_σ is injective $u(x, y)$ is on the left side of $g_\sigma([2/3, 1])$ exactly when $g_\sigma(1/2)$ is on the left side of $g_\sigma([2/3, 1])$. By (5.2) $\sigma(1/2)$ is on the left side of $\varphi([0, 1])$ exactly when $g_\sigma(1/2)$ is on the left side of $g_\sigma([2/3, 1])$. Because $\sigma([0, 1/2]) \cap \varphi([0, 1]) = \emptyset$, the point $\sigma(0) = (x, y)$ lies on the left of $\varphi([0, 1])$ exactly when $\sigma(1/2)$ lies on the left of $\varphi([0, 1])$. Collectively $u(x, y)$ lies on the left side of any continuous injective g satisfying $\|g - u \circ \varphi\|_\infty < r$ exactly when (x, y) lies on the left side of $\varphi([0, 1])$. Because $u^{-1}(\psi(I_i)) \subset \tilde{V}_i \cup U_\delta$, there is a component of $\tilde{V}_i \cup U_\delta$ containing $u^{-1}(\psi(I_i))$. Because this component does not intersect $\varphi([0, 1])$ it lies entirely on one side of $\varphi([0, 1])$ where (x, y) lies.

Let M_i denote the number of points $(x, y) \in F$ such that $u(x, y) = (w_i, z_i) \in u(F)$ for $i = 1, \dots, K$. By our adaption of g there are M_i intervals $J_{i,1}, \dots, J_{i,M_i}$ such that g is linear on each $J_{i,o}$, $g(J_{i,o})$ disconnects $B((w_i, z_i), \alpha^{-1}r)$ and $g^{-1}(B((w_i, z_i), r) \cap \psi([0, 1])) \subset \bigcup_{k=1}^{M_i} J_{i,k}$. Then the number of intersections of $g([0, 1])$ with $\psi([0, 1]) \cap B((w_i, z_i), r)$ is also M_i . This means that any continuous $\gamma_i([0, 1])$ that starts at the side of $\varphi([0, 1])$ containing \tilde{V}_i , crosses $\varphi([0, 1])$ exactly once at every point of $\varphi([0, 1]) \cap u^{-1}(w_i, z_i)$ and has no other intersections with $\varphi([0, 1])$ ends on the side of $\varphi([0, 1])$ which contains \tilde{V}_{i+1} . Thus we find a continuous $\gamma_i : [0, 1] \rightarrow \mathbb{R}^2$ with $\gamma_i([0, 1]) \subset V_i$ such that $\gamma_i(0)$ lies on the same side of

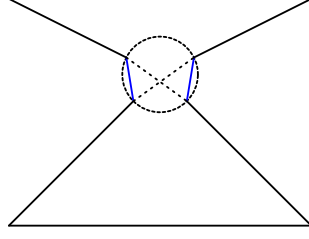


FIGURE 11. If we have a piece-wise linear curve that crosses itself we can replace it with a curve that does not cross itself by replacing the dotted segments with the blue segments and reversing the orientation on the “dis-connected part” of the curve.

$\varphi([0, 1])$ as \tilde{V}_i , $\gamma_i(1)$ lies on the same side of $\varphi([0, 1])$ as \tilde{V}_{i+1} , γ_i crosses $\varphi([0, 1])$ exactly once at each point of $\varphi([0, 1]) \cap u^{-1}(w_i, z_i)$ and has no other intersections with $\varphi([0, 1])$. Since V_i is open we may assume that γ_i is finitely piecewise linear, i.e. $[0, 1]$ is the union of a finite number of non-overlapping closed intervals each of which is mapped to a segment at constant, non-zero speed. By slightly moving the endpoints of the segments in the image we can ensure that no three segments intersect at the same point and if any pair of segments intersect, then their intersection is a singleton (which we call a crossing point of γ_i).

Let us prove that it is possible to assume that γ_i is injective (our approach is depicted in Figure 11). There is a finite number of crossing points of γ_i and so we find finitely many pairwise disjoint balls B_j each centered at a crossing point and $\gamma_i([0, 1]) \cap B_j$ is a pair of oriented segments $S_1 = ab$ and $S_2 = cd$ with $\gamma_i^{-1}(a) < \gamma_i^{-1}(b) < \gamma_i^{-1}(c) < \gamma_i^{-1}(d)$. On $[\gamma_i^{-1}(a), \gamma_i^{-1}(b)]$ we replace ab with the segment ac on $[\gamma_i^{-1}(b), \gamma_i^{-1}(c)]$ we reverse the orientation of γ_i and on $[\gamma_i^{-1}(c), \gamma_i^{-1}(d)]$ we replace cd with bd . This gives a curve γ_i , which is finitely piecewise affine, continuous, $\gamma_i([0, 1]) \subset V_i$, $\gamma_i(0)$ lies on the same side of $\varphi([0, 1])$ as \tilde{V}_i , $\gamma_i(1)$ lies on the same side of $\varphi([0, 1])$ as \tilde{V}_{i+1} , γ_i crosses $\varphi([0, 1])$ exactly once at each point of $\varphi([0, 1]) \cap u^{-1}(w_i, z_i)$ and has no other intersections with $\varphi([0, 1])$ but does not have a crossing point inside B_j . We do this for all the crossing points and we have that γ_i is injective.

For each $i = 1, \dots, K$ let us find a point $(x_i^-, y_i^-) \in \tilde{V}_{i-1} \cap \hat{V}_i \neq \emptyset$ and a point $(x_i^+, y_i^+) \in \tilde{V}_i \cap \hat{V}_i \neq \emptyset$. It holds that $\gamma_i([0, 1])$ does not disconnect \hat{V}_i , $\gamma_i(0)$ is on the same side of $\varphi([0, 1])$ as (x_i^-, y_i^-) and $\gamma_i(1)$ is on the same side of $\varphi([0, 1])$ as (x_i^+, y_i^+) we can extend γ_i onto $[-1, 2]$ in such a way that each γ_i is continuous injective and $\gamma_i(-1) = (x_i^-, y_i^-)$ and $\gamma_i(2) = (x_i^+, y_i^+)$. See Figure 12.

Because $\bigcup_{j=1}^K \gamma_j([-1, 2])$ does not disconnect any \tilde{V}_j we can find continuous injective curves $\tilde{\gamma}_i : [0, 1] \rightarrow \mathbb{R}^2$ with $\tilde{\gamma}_i(0) = (x_{i-1}^+, y_{i-1}^+)$, $\tilde{\gamma}_i(1) = (x_i^-, y_i^-)$ and $\tilde{\gamma}_i([0, 1]) \subset \tilde{V}_j \setminus \bigcup_{j=1}^K \gamma_j([-1, 2])$ for each $i = 2, \dots, K$. We define $\gamma : [0, 4K - 1] \rightarrow \mathbb{R}^2$ as

$$\gamma_1 + \tilde{\gamma}_1 + \gamma_2 + \dots + \tilde{\gamma}_{K-1} + \gamma_K.$$

Let us prove that γ is injective. Assume that $\gamma(s) = \gamma(t)$. Then we find a $\tilde{V}_i \ni \gamma(s)$ or a $\hat{V}_i \ni \gamma(s)$. The mappings γ_i and $\tilde{\gamma}_i$ are injective and have disjoint images except for the common endpoint and therefore $s = t$. The map γ_i was made to cross $\varphi([0, 1])$

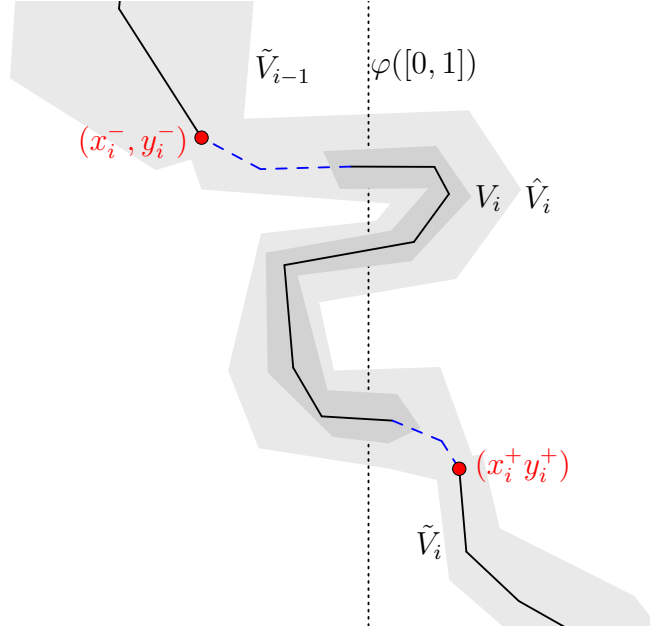


FIGURE 12. We find curves that connect (x_i^-, y_i^-) to (x_i^+, y_i^+) by extending γ_i from $[0, 1]$. The added image is displayed in blue. The blue curves can be constructed so they do not cross $\varphi([0, 1])$ and the final curve is injective.

exactly once at every point of $u^{-1}(w_i, z_i) \cap \varphi([0, 1])$. Therefore, we see that u satisfies the three-curve property and by Theorem 4.3 $u \in H \cap W_{\text{id}}^{1,p}((-1, 1)^2, \mathbb{R}^2)$. \square

6. EXAMPLES

6.1. **The set S_u can be dense and the very weak monotonicity property is strictly weaker than the weak monotonicity property.**

Example 6.1. There is a $u \in \overline{H \cap W_{\text{id}}^{1,p}((-1, 1)^2, \mathbb{R}^2)}$ for all $p < 2$ such that the set S_u of discontinuity points of u is dense. Further, u satisfies the very weak monotonicity property, but not the weak monotonicity property.

Lemma 6.2. Let $1 \geq R > r > 0$. The mapping $u_{r,R} : (-1, 1)^2 \rightarrow \mathbb{R}^2$ defined as

$$u(x, y) = \begin{cases} r \frac{(x, y)}{|(x, y)|} + (R - r)(x, y) & (x, y) \in Q(0, R) \\ (x, y) & (x, y) \in (-1, 1)^2 \setminus Q(0, R) \end{cases}$$

belongs to $\overline{H \cap W_{\text{id}}^{1,p}((-1, 1)^2, \mathbb{R}^2)}$ for all $p < 2$. Further,

$$(6.1) \quad \int_{Q(0,R)} |Du_{r,R}|^p \leq 4R^{2-p}(r^p + R^p(R - r)^p)$$

and $u_{r,R}$ satisfies the very weak monotonicity property, but not the weak monotonicity property.

Proof. Let $1 \geq R > r > 0$. We define

$$u_k(x, y) = \begin{cases} k(x, y) & (x, y) \in Q(0, \frac{r}{k}) \\ r \frac{(x, y)}{|(x, y)|} + (R - r)(x, y) & (x, y) \in Q(0, R) \setminus Q(0, \frac{r}{k}) \\ (x, y) & (x, y) \in (-1, 1)^2 \setminus Q(0, R). \end{cases}$$

Then each u_k is a Lipschitz homeomorphism. A direct computation easily gives

$$\int_{(-1, 1)^2} |Du_k|^p \leq 4 \frac{r^2}{k^{2-p}} + 4r^p R^{2-p} + 4R^2(R - r)^p + (4 - 2R^2) < \infty$$

and sending $k \rightarrow \infty$ we have

$$\limsup_{k \rightarrow \infty} \int_{Q(0, R)} |Du_k|^p \leq 4R^{2-p}(r^p + R^p(R - r)^p)$$

Since u_k is a sequence of bounded functions converging in L^1 with $\int_{(-1, 1)^2} |Du_k|^p$ bounded, we have that its limit is in $W^{1,p}((-1, 1)^2, \mathbb{R}^2)$ for all $p \in (1, 2)$.

For each point $(w, z) \in \overline{Q(0, r)}$ we have $u^{-1}(w, z) = (0, 0)$. For each point $(w, z) \in Q(0, R) \setminus \overline{Q(0, r)}$ we have $u^{-1}(w, z) = \frac{(w, z)}{|(w, z)|} \frac{|(w, z)| - r}{R - r}$ and $u^{-1}(w, z) = (w, z)$ for $|(w, z)|_\infty \geq R$. We define $\psi : [0, 4] \rightarrow \mathbb{R}^2$ as follows

$$\psi(t) = \begin{cases} (r(1 - t) + Rt, 0) & t \in [0, 1] \\ (R, R(1 - t)) & t \in [1, 2] \\ (R(3 - t), R) & t \in [2, 3] \\ (0, r(t - 3) + R(4 - t)) & t \in [3, 4]. \end{cases}$$

Clearly $\psi([0, 4])$ is a closed set which does not disconnect $(-1, 1)^2$. On the other hand, $u^{-1}(\psi[0, 4])$ is the boundary of a square with corners $(0, 0)$, $(R, 0)$, (R, R) , $(0, R)$ which disconnects $(-1, 1)^2$. Thus $u_{r, R}$ does not satisfy the weak monotonicity property. \square

Construction of u from Example 6.1

We construct a sequence of finite sets A_k , $k \in \mathbb{N}_0$ such that $\bigcup_{k=0}^\infty A_k$ is dense in $(-1, 1)^2$ inductively. Let $A_0 = \{0\}$, $A_k = [(-1, 1)^2 \cap 2^{-k}\mathbb{Z}^2] \setminus \bigcup_{j=0}^{k-1} A_j$. The number of points in A_k is estimated by 2^{3k} . Assume that $R_k \leq 2^{-2k-2}$, $r_k \leq 2^{-2k-4}$. For $k \in \mathbb{N}_0$ we define

$$u_k(x, y) = \begin{cases} (a, b) + u_{r_k, R_k}((x, y) - (a, b)) & (x, y) \in Q((a, b), R_k), (a, b) \in A_k \\ (x, y) & \text{elsewhere.} \end{cases}$$

We define $v_k = u_k \circ u_{k-1} \circ \cdots \circ u_0$. Because u_j is locally bi-Lipschitz on $(-1, 1)^2 \setminus A_j$ and $\text{dist}(A_i, A_j) \geq 2^{-\min\{i, j\}}$ for $i \neq j$ we observe that $v_k \in W^{1,p}((-1, 1)^2, \mathbb{R}^2)$ as soon as $\int_{(-1, 1)^2} |\nabla v_k|^p < \infty$. Let us calculate inductively $v_0 \in W^{1,p}((-1, 1)^2, \mathbb{R}^2)$. By the choice of R_k (especially $\text{dist}(A_k, \bigcup_{j=0}^{k-1} A_j) \geq 2R_k$), we find some C_k such that $|\nabla v_{k-1}| \leq C_k$ on $A_k + Q(0, R_k)$. Then we can calculate $|\nabla v_k(x, y)| \leq C_k |\nabla u_k(v_{k-1}(x, y))|$ for $(x, y) \in A_k + Q(0, R_k)$ and $|\nabla v_k(x, y)| = |\nabla v_{k-1}(x, y)|$ elsewhere. By choosing r_k and R_k small enough (see (6.1)) we have

$$\int |\nabla v_k - \nabla v_{k-1}|^p < 2^{-k}$$

Thus v_k is bounded in $W^{1,p}$. Convergence of v_k in L^1 is easily observed and so we define $u = \lim_k v_k \in W^{1,p}((-1, 1)^2, \mathbb{R}^2)$. Since each u_k can be approximated by a Sobolev

homeomorphism in $W^{1,p}$ we see that $u \in \overline{H \cap W_{\text{id}}^{1,p}((-1,1)^2, \mathbb{R}^2)}$ for all $p < 2$. The arguments that u satisfy the very weak monotonicity property but not the monotonicity property are analogous to Lemma 6.2. \square

6.2. A map satisfying INV^+ and the NCL condition that does not satisfy the QM condition.

Example 6.3. There exists a $u \in W_{\text{id}}^{1,p}((-1,1)^2, \mathbb{R}^2)$ for all $p \in [1, 2)$ which satisfies the conditions INV^+ and NCL, but does not satisfy the QM condition

The map here is from [3][Section 5.2]. We define $\omega : ((0, 4) \setminus \{1\}) \times (-\pi, \pi) \rightarrow \mathbb{R}$ as follows

$$\omega(r, \theta) = \begin{cases} \theta & r \geq 2 \\ \frac{\theta}{r-1} & r \in (1, 2), \theta \in ((1-r)\pi, (r-1)\pi) \\ \pi & r \in (1, 2), \theta \in (-\pi, \pi) \setminus [(1-r)\pi, (r-1)\pi] \\ \pi + \frac{\theta}{1-r} & r \in (\frac{1}{2}, 1), \theta \in (2(r-1)\pi, 2(1-r)\pi) \\ \pi & r \in (\frac{1}{2}, 1), \theta \in (-\pi, \pi) \setminus [2(1-r)\pi, 2(r-1)\pi] \\ \pi + 2\theta & r \in (0, \frac{1}{2}], \theta \in (-\pi, \pi). \end{cases}$$

By Φ we denote standard polar coordinates, i.e. $\Phi(r, \theta) = (r \cos \theta, r \sin \theta)$, $r > 0, \theta \in (-\pi, \pi)$. We define u as

$$u(x, y) = (r \cos \omega(r, \theta), 2 \max\{0, r-2\} \sin \omega(r, \theta)) \quad \text{where } (x, y) = \Phi(r, \theta)$$

for $|(x, y)| < 4$ and $u(x, y) = (x, y)$ for $|(x, y)| \geq 4$.

Let us note some basic properties of u . Firstly u is (or can be extended as) continuous on $\mathbb{R}^2 \setminus \{(1, 0)\}$. Secondly $u \in W_{\text{loc}}^{1,p}(\mathbb{R}^2, \mathbb{R}^2)$ especially since the derivative is bounded everywhere away from the point $(1, 0)$ and close to $(1, 0)$ we can estimate

$$|\nabla u(\Phi(r, \theta))| \approx |\nabla \omega(r, \theta)| \approx |1-r|^{-1}$$

on the set $|\theta| < 2|1-r|$. Integrating we have

$$\int_{B((1,0),1)} |\nabla u|^p \leq C \int_0^1 \int_0^s \frac{1}{s^{p-1}} dt ds < \infty$$

for $p < 2$.

From [3][Lemma 5.2], we have that u satisfies the INV^+ condition (so the preimage of a point is a closed connected set). By [2][Remark 3.2] it is known that this map satisfies the NCL condition. Let us now prove that the QM condition is not satisfied.

The set U_δ can be taken to be $Q((1, 0), \delta)$ for any $\delta > 0$. It suffices to consider the preimage of the points $(-\frac{1}{2}, 0)$ and $(\frac{1}{2}, 0)$. From the definition of u we easily check that

$$u^{-1}(-\frac{1}{2}, 0) \cap \overline{B(0, \frac{1}{2})} = \{(-\frac{1}{2}, 0), (\frac{1}{2}, 0)\} \text{ and } u^{-1}(\frac{1}{2}, 0) \cap \overline{B(0, \frac{1}{2})} = \{(0, -\frac{1}{2}), (0, \frac{1}{2})\}.$$

It is simple to check that $(1, 0) \in u^{-1}(-\frac{1}{2}, 0)$ and $(1, 0) \in u^{-1}(\frac{1}{2}, 0)$. By the continuity of u on $\mathbb{R}^2 \setminus \{(1, 0)\}$ we have $u^{-1}(-\frac{1}{2}, 0) \cap u^{-1}(\frac{1}{2}, 0) = \{(1, 0)\}$. Then $u^{-1}(-\frac{1}{2}, 0)$ and $u^{-1}(\frac{1}{2}, 0)$ are a pair of continua which are disjoint outside $Q((1, 0), \delta)$. Note that any continuous curve from $(-\frac{1}{2}, 0)$ to $(\frac{1}{2}, 0)$ in $\mathbb{R}^2 \setminus B(0, \frac{1}{2})$ must necessarily disconnect $(0, -\frac{1}{2})$ from $(0, \frac{1}{2})$ in $\mathbb{R}^2 \setminus B(0, \frac{1}{2})$.

Let assume that $V_{4^{-1},4^{-1}}^1, V_{4^{-1},4^{-1}}^2$ are a pair of disjoint Jordan domains with $V_{4^{-1},4^{-1}}^1 \subset u^{-1}(B((-\frac{1}{2}, 0), \frac{1}{4})) \cup Q((1, 0), \frac{1}{4})$ containing $u^{-1}(-\frac{1}{2}, 0) \setminus Q((1, 0), \frac{1}{4})$ and similarly for $V_{4^{-1},4^{-1}}^2$. Then there is a pair of curves, one going from $(-\frac{1}{2}, 0)$ to $(\frac{1}{2}, 0)$ in $V_{4^{-1},4^{-1}}^1$ and the other going from $(0, -\frac{1}{2})$ to $(0, \frac{1}{2})$ in $V_{4^{-1},4^{-1}}^2$. Since $V_{4^{-1},4^{-1}}^1 \cap V_{4^{-1},4^{-1}}^2 = \emptyset$, these curves do not intersect. Thus there is a continuous curve from $(-\frac{1}{2}, 0)$ to $(\frac{1}{2}, 0)$ in $\mathbb{R}^2 \setminus B(0, \frac{1}{2})$ which does not disconnect $(0, -\frac{1}{2})$ from $(0, \frac{1}{2})$ in $\mathbb{R}^2 \setminus B(0, \frac{1}{2})$, which is a contradiction. \square

Acknowledgments. The author would like to express his deep gratitude to Aldo Pratelli for his kind tutorship and the insight he shared with the author, without which this paper would not have come to be. The author was supported by the grants ERC-CZ Grant LL2105 CONTACT and GAČR grant P201/21-01976.

REFERENCES

- [1] D. Campbell, A. Kauranen and E. Radici, *Classification of strict limits of planar BV homeomorphisms*, arXiv:2101.09013, 2021.
- [2] D. Campbell, A. Pratelli and E. Radici, Comparison between the non-crossing and the non-crossing on lines properties, *Journal of Mathematical Analysis and Applications* **498** no. 1 (2021), 124956.
- [3] G. De Philippis and A. Pratelli, The closure of planar diffeomorphisms in Sobolev spaces, *Ann. Inst. H. Poincaré Anal. Non Linéaire* **37** (2020), 181–224.
- [4] S. Hencl and P. Koskela, *Lectures on Mappings of finite distortion*, Lecture Notes in Mathematics 2096, Springer, 2014, 176pp.
- [5] S. Hencl, P. Koskela, *Lectures on Mappings of Finite Distortion. Lecture Notes in Mathematics*, Springer, Cham.
- [6] S. Hencl and A. Pratelli, Diffeomorphic approximation of $W^{1,1}$ planar Sobolev homeomorphisms, *J. Eur. Math. Soc. (JEMS)* **20** no. 3 (2018), 597–656.
- [7] T. Iwaniec and G. Martin, *Geometric function theory and nonlinear analysis*, Oxford Mathematical Monographs, Clarendon Press, Oxford 2001.
- [8] T. Iwaniec and J. Onninen, Monotone Sobolev Mappings of Planar Domains and Surfaces, *Arch. Rational Mech. Anal.* **219** (2016), 159–181.
- [9] T. Iwaniec and J. Onninen, Limits of Sobolev homeomorphisms, *J. Eur. Math. Soc.* **19**, no. 2 (2017), 473–505.
- [10] G. Leoni, *A first course in Sobolev spaces*, Graduate studies in mathematics 181, American Mathematical Society, 2009.
- [11] S. Müller and S.J. Spector, An existence theory for nonlinear elasticity that allows for cavitation, *Arch. Rat. Mech. Anal.* **131** (1995), 1–66.
- [12] E. Radici, A planar Sobolev extension theorem for piece-wise linear homeomorphisms, *Pacific Journal of Mathematics* **239** no. 2 (2016), 405–418.
- [13] J. W. T. Youngs, Homeomorphic approximations to monotone mappings, *Duke Math. J.* **15** (1) (1948), 87–94.

DEPARTMENT OF MATHEMATICAL ANALYSIS, CHARLES UNIVERSITY, SOKOLOVSKÁ 83, 186 00 PRAGUE 8, CZECH REPUBLIC

Email address: `campbell@karlin.mff.cuni.cz`