

Improved model of large-field inflation with primordial black hole production in Starobinsky-like supergravity

Ryotaro Ishikawa ^a and Sergei V. Ketov ^{a,b,c}

^a Department of Physics, Tokyo Metropolitan University

1-1 Minami-ohsawa, Hachioji-shi, Tokyo 192-0397, Japan

^b Research School of High-Energy Physics, Tomsk Polytechnic University

Tomsk 634028, Russian Federation

^c Kavli Institute for the Physics and Mathematics of the Universe (WPI)

The University of Tokyo Institutes for Advanced Study, Kashiwa 277-8583, Japan

ishikawa-ryotaro@ed.tmu.ac.jp, ketov@tmu.ac.jp

Abstract

A viable model of large-field (chaotic) inflation with efficient production of primordial black holes is proposed in Starobinsky-like (modified) supergravity leading to the "no-scale-type" Kähler potential and the Wess-Zumino-type ("renormalizable") superpotential. The cosmological tilts are in good (within 1σ) agreement with Planck measurements of the cosmic microwave background radiation. In addition, the power spectrum of scalar perturbations has a large peak at smaller scales, which leads to a production of primordial black holes from gravitational collapse of large perturbations with the masses about 10^{17} g. The masses are beyond the Hawking (black hole) evaporation limit of 10^{15} g, so that those primordial black holes may be viewed as viable candidates for part or the whole of the current dark matter. The parameters of the superpotential were fine-tuned for those purposes, while the cubic term in the superpotential is essential whereas the quadratic term should vanish. The vacuum after inflation (relevant to reheating) is Minkowskian. The energy density fraction of the gravitational waves induced by the production of primordial black holes and their frequency were also calculated in the second order with respect to perturbations.

1 Introduction

Starobinsky model of inflation [1] based on modified gravity with the higher spacetime scalar curvature against the Einstein-Hilbert action remains popular today despite its origin in 1980. It is because of its conceptual attractiveness (using only gravitational interactions consistent with General Relativity), excellent agreement with recent measurements of Cosmic Microwave Background (CMB) radiation [2, 3], and its simplicity (having only one free parameter that becomes fixed by the known amplitude of CMB scalar perturbations).

The Starobinsky model is distinguished in modified gravity because the R^2 -gravity action (with a positive dimensionless coefficient in four spacetime dimensions) dominating over the Einstein-Hilbert action during inflation is the only ghost-free action in a quadratically generated gravity, being also scale-invariant, which is the origin of flatness of the effective inflaton scalar potential during slow-roll inflation. The inflaton scalar in the Starobinsky model is a physical mode of the higher-derivative gravity, which becomes manifest after a transformation of the Starobinsky gravity to the Einstein frame (scalar-tensor gravity). Hence, Starobinsky's inflaton can be viewed as the Nambu-Goldstone mode associated with spontaneous breaking of scale-invariance of the R^2 gravity during inflation [4]. It implies the R^2 -term with a proper coefficient must be present in any viable model of inflation based on modified gravity. The magnitude of the inflationary scale predicted by the Starobinsky model is approximately five orders lower than the Planck scale that is the ultra-violet cutoff scale in the Starobinsky model, which assures stability of inflation against quantum gravity corrections, see recent reviews [5, 6, 7] for details.

The Hubble value $H \sim \mathcal{O}(10^{14})$ GeV during Starobinsky inflation is far beyond the electro-weak scale. On the Hubble scale gravity becomes truly important, strongly coupled and (presumably) unified with other fundamental physical interactions based on supergravity [8]. Viable extensions of the Starobinsky model of inflation in modified gravity to modified supergravity were pioneered in Refs. [9, 10, 11, 12]. Those supergravity models can be upgraded in order to include a formation of Primordial Black Holes (PBH) during Starobinsky inflation, while those PBH may be part (or the whole) of the current dark matter, see Ref. [13] for a recent review. In particular, the Cecotti-Kallosh supergravity model [12] of inflation in the Starobinsky-like supergravity was generalized in Ref. [14] by adding a holomorphic function to the superpotential, which led to an efficient production of PBH with the masses beyond the Hawking (black hole) evaporation limit of 10^{15} g, though in marginal agreement with the Planck-measured CMB tilt of scalar perturbations within 3σ but outside 1σ accuracy. On the other hand, when demanding good (within 1σ) agreement with CMB, the masses of produced PBH appeared to be under the Hawking limit in the supergravity model of Ref. [14] and, hence, those PBH would not survive at present. In this paper we found a remedy to this problem.

The paper is organized as follows. The relevant background information available in the literature is summarized in Section 2 that represents our setup. Our new model is introduced in Section 3. Our results for inflation and primordial black holes production are given in Section 4. The gravitational waves induced by the PBH production are studied in Section 5. Our conclusion is Section 6.

Our paper is based on a different ansatz for the superpotential when compared to that of Ref. [14], and our new results are not an extension or upgrade of the previously obtained ones, though we used the same methods. We skipped a historical overview and many standard equations describing inflation and PBH together with observational constraints on them because of numerous comprehensive reviews available in the literature, and focused on our new results with a limited list of references. We use the units with $\hbar = c = M_{\text{Pl}} = 1$ throughout this paper.

2 Setup and background state-of-the-art

Modified gravity theories are generally-covariant non-perturbative extensions of Einstein-Hilbert (EH) gravity theory by the higher-order terms. The higher order terms are irrelevant in the Solar system but are relevant in the high-curvature regimes (inflation, black holes) and for large cosmological distances (dark energy). Any modified gravity Lagrangian has the higher-derivatives and generically suffers from Ostrogradsky instability and ghosts. However, there are exceptions. In a quadratically generated gravity with respect to the spacetime curvature, the only ghost-free term is given by the Ricci scalar squared, R^2 , with a positive coefficient. It leads to the Starobinsky model of modified gravity with the action

$$S_{\text{Star.}} = \frac{1}{2} \int d^4x \sqrt{-g} \left(R + \frac{1}{6M^2} R^2 \right) = \int d^4x \sqrt{-g} F(R) , \quad (1)$$

having the only parameter $M \approx 1.3 \cdot 10^{-5}$ whose value is fixed by the CMB amplitude (WMAP normalization).¹

In the high-curvature regime relevant to inflation, the EH term can be ignored and the pure R^2 -action becomes scale-invariant. The Starobinsky gravity has the special attractor solution in the Friedmann-Lemaitre-Robinson-Walker (FLRW) universe with the Hubble function [1]

$$H(t) \approx \left(\frac{M}{6} \right)^2 (t_{\text{end}} - t) , \quad (2)$$

for $M(t_{\text{end}} - t) \gg 0$. This solution spontaneously breaks the scale invariance of the R^2 -gravity and, hence, implies the existence of the associated Nambu-Goldstone boson called scalaron. Scalaron can be revealed by rewriting the Starobinsky action to the quintessence form by the field redefinition (see, e.g., Ref. [15])

$$\varphi = \sqrt{\frac{3}{2}} \ln F'(\chi) \quad \text{and} \quad g_{\mu\nu} \rightarrow 2F'(\chi)g_{\mu\nu} , \quad \chi = R , \quad (3)$$

which leads to

$$S[g_{\mu\nu}, \varphi] = \frac{1}{2} \int d^4x \sqrt{-g} R - \int d^4x \sqrt{-g} \left[\frac{1}{2} g^{\mu\nu} \partial_\mu \varphi \partial_\nu \varphi + V(\varphi) \right] ,$$

with the potential

$$V(\varphi) = \frac{3}{4} M^2 \left[1 - \exp \left(-\sqrt{\frac{2}{3}} \varphi \right) \right]^2 . \quad (4)$$

This potential is suitable for describing slow-roll inflation with scalaron φ as the canonical inflaton of mass M due to the infinite plateau with a positive height, and leads to the well-known predictions for the cosmological tilt n_s of scalar perturbations and the tensor-to-scalar ratio r for CMB,

$$n_s \approx 1 - \frac{2}{N} , \quad r \approx \frac{12}{N^2} , \quad (5)$$

which fit current CMB measurements [2, 3]

$$n_s = 0.9649 \pm 0.0042 \text{ (68\% CL)} \quad \text{and} \quad r < 0.032 \text{ (95\% CL)} , \quad (6)$$

for the e-foldings number $N = 55 \pm 10$, defined by $N = \int_t^{t_{\text{end}}} H(t) dt$.

A locally supersymmetric extension of the action (1) is called Starobinsky (modified) supergravity. It has only the first and second powers of R but also includes other fields

¹We use the spacetime signature $(-, +, +, +)$.

of the supergravity multiplet, see Ref. [16] for its general action. Similarly to Eq. (3), the Starobinsky supergravity action can be transformed to the (dual or equivalent) standard Einstein supergravity action that has only the first power of R and is coupled to two chiral matter supermultiplets [17]. Those chiral matter supermultiplets are called T that includes a complex physical scalar field (real inflaton and its pseudo-scalar superpartner called sinflaton), and C that includes goldstino arising due to spontaneous supersymmetry breaking during inflation. Goldstino is eaten up by gravitino that becomes massive (super-Higgs effect). The Kähler potential and the superpotential of the matter (T, C) have the special ("no-scale") structure that can be used for describing Starobinsky inflation [8]. Further generalizations of the Kähler potential and the superpotential, keeping the no-scale structure and describing Starobinsky inflation in supergravity, are called Starobinsky-like in the literature. PBH production during inflation in the Starobinsky (modified) supergravity was investigated in Refs. [18, 19]. PBH production in the (modified) Cecotti-Kallos model [12] of inflation in Starobinsky-like supergravity was initiated in Ref. [14].

The Starobinsky-like Einstein supergravity studied in Ref. [14] has the following "no-scale" Kähler potential and the superpotential:

$$K = -3 \ln \left(T + \bar{T} - |C|^2 + \zeta \frac{|C|^4}{T + \bar{T}} \right), \quad W = MC(T - 1) + g(T), \quad (7)$$

which include the new real parameter ζ and arbitrary holomorphic function $g(T)$. The model of Ref. [12] arises in the case of $g(T) = 0$. The case of $\zeta = g(T) = 0$ defines the "no-scale" structure. However, it does not describe viable inflation because of an instability in the space of scalars (too small N) so that the ζ -dependent term is required for Starobinsky inflation near $C = 0$ with the effective inflaton mass M . Therefore, it is possible to set $C = 0$ in equations of motion, which greatly simplifies calculations of inflationary dynamics and PBH production.

The main idea of Ref. [14] was to find an analytic function $g(T)$ in the superpotential, in order to describe PBH production during Starobinsky inflation by demanding the existence of the Ultra-Slow-Roll (USR) phase between two Slow-Roll (SR) phases of inflation, which leads to a large peak in the power spectrum of density perturbations that later collapse to PBH. In our models (7), the USR phase arises via the so-called "iso-curvature pumping mechanism" due to tachyonic instabilities in multi-field inflation, producing large iso-curvature perturbations that act as the source of large density perturbations that later gravitationally collapse into PBH, see Refs. [20, 21] for details.

It is worth mentioning that the existence of an USR phase in the supergravity model (7) is by no means guaranteed. First, one has to suppress extra scalars in order to get single-field SR inflation (this problem was solved in Ref. [14]). Second, one has to get good agreement (within 1σ) with the Planck data in Eq. (5). Third, one has to produce a large peak in the power spectrum, which would generate PBH with masses beyond the Hawking evaporation limit of 10^{15} g, so that those PBH would survive in the current universe and may form dark matter. Third, as was demonstrated in Ref. [14], a linear combination of linear and exponential functions g of T does not do the job for any choice of the parameters. It was the reason why a quadratic polynomial $g(T)$ was considered in Ref. [14] where it was found that fine-tuning of the parameters in a quadratic superpotential does lead to viable inflation and PBH production beyond the Hawking limit, though in agreement with the Planck-measured n_s within 3σ but outside 1σ . It follows from this fact that the model proposed and studied in Ref. [14] may be easily falsified by more precise measurements of the n_s tilt in the near future.

Required calculations and scanning of the parameter space in the models (7) can only be performed numerically by using Mathematica and a dedicated code on the case-by-case basis. We used the transport method and the open code provided in Ref. [22].

It is more practical (for numerical calculations) to make Cayley transformation from the complex variable T defined in the upper half-plane to another complex variable Z defined on Poincaré disk, and redefine C in favor of S as follows:

$$T = \frac{1+Z}{1-\bar{Z}}, \quad C = \frac{\sqrt{2}S}{1-\bar{Z}}. \quad (8)$$

The inverse transformation reads

$$Z = \frac{T-1}{1+T}, \quad S = \frac{\sqrt{2}C}{1+T}. \quad (9)$$

The scalar part of the Lagrangian in the model (7) with $C = S = 0$ is given by

$$\mathcal{L} = -\frac{3}{(1-|Z|^2)^2} \partial_\mu Z \partial^\mu \bar{Z} - V \quad (10)$$

with the scalar potential

$$V = \frac{M^2}{3} \frac{|Z|^2 |1-Z|^2}{(1-|Z|^2)^2} + \frac{1}{24} \frac{|1-Z|^6}{1-|Z|^2} \left| \frac{dg}{dZ} \right|^2 - \frac{1}{8} \frac{|1-Z|^4}{(1-|Z|^2)^2} \left[(1-Z)^2 \frac{dg}{dZ} \bar{g} + (1-\bar{Z})^2 \frac{d\bar{g}}{d\bar{Z}} g \right] \quad (11)$$

in terms of complex inflaton Z and its complex conjugate \bar{Z} , with a holomorphic function $g(Z)$ and its conjugate $\bar{g}(\bar{Z})$. The canonical inflaton φ appears in the parametrization

$$Z = r e^{i\theta} = \tanh \frac{\varphi}{\sqrt{6}} e^{i\theta} \quad (12)$$

because the kinetic term in this parametrization takes the form

$$\mathcal{L} = -\frac{1}{2} (\partial_\mu \varphi)^2 - \frac{3}{4} \sinh^2 \frac{2\varphi}{\sqrt{6}} (\partial_\mu \theta)^2 \quad (13)$$

with sinflaton θ . The two-dimensional target (field) space of this non-linear sigma-model has hyperbolic geometry with a constant negative curvature equal to $-4/3$.

As was demonstrated in Ref. [14] in the case of $g = 0$, sinflaton θ is stabilized during SR inflation because of its heavy mass beyond the Hubble value, so that sinflaton dynamics and related iso-curvature perturbations can be ignored during SR inflation. However, it does not apply to the USR phase needed for PBH production, because of a tachyonic instability in the sinflaton direction for special choices of $g(Z)$ function, see next Sections. Given $\theta = g(Z) = 0$ the scalar potential (11) in the parametrization (12) reduces to the Starobinsky potential (4), see Section 2 of Ref. [14] for a detailed derivation.

When the function $g \neq 0$, both scalars should be taken into account. The equations of motion in the flat FLRW universe are

$$\begin{aligned} 0 &= \ddot{\varphi} + 3H\dot{\varphi} - \sqrt{\frac{3}{8}} \sinh \left(\sqrt{\frac{8}{3}} \varphi \right) \dot{\theta}^2 + \partial_\varphi V, \\ 0 &= \ddot{\theta} + 3H\dot{\theta} + 2\sqrt{\frac{2}{3}} \coth \left(\sqrt{\frac{2}{3}} \varphi \right) \dot{\varphi} \dot{\theta} + \frac{2}{3} \operatorname{csch}^2 \left(\sqrt{\frac{2}{3}} \varphi \right) \partial_\theta V, \\ 0 &= \frac{1}{2} \dot{\varphi}^2 + \frac{3}{4} \sinh^2 \left(\sqrt{\frac{2}{3}} \varphi \right) \dot{\theta}^2 - 3H^2 + V, \end{aligned} \quad (14)$$

with the potential

$$V = \frac{M^2}{3} \frac{r^2(1 - 2r \cos \theta + r^2)}{(1 - r^2)^2} + \frac{1}{24} \frac{(1 - 2r \cos \theta + r^2)^3}{1 - r^2} \left| \frac{dg}{dZ} \right|^2 - \frac{1}{8} \frac{(1 - 2r \cos \theta + r^2)^2}{(1 - r^2)^2} \left[(1 - re^{i\theta})^2 \frac{dg}{dZ} \bar{g} + (1 - re^{-i\theta})^2 \frac{d\bar{g}}{d\bar{Z}} g \right] . \quad (15)$$

It is straightforward to derive the equations for perturbations by varying the equations of motion with respect to φ and θ with the potential (11). However, those equations are long and not very illuminating, so that we do not quote them here.

3 New ansatz for g -function

In this paper we investigate the Starobinsky-like supergravity models (7) with more general g -functions having the form

$$g(Z) = M(g_0 + g_1 Z + g_2 Z^2 + g_3 Z^3) \quad (16)$$

and four parameters (g_0, g_1, g_2, g_3) . Equation (16) is the most general renormalizable (Wess-Zumino) superpotential. Unlike Ref. [14], we assume $g_3 \neq 0$. Actually, the latter condition leads to a rather complicated scalar potential from Eqs. (11) and (15).

The parameter g_0 is fixed in terms of the other parameters by demanding a Minkowski vacuum in the potential, which amounts to solving the equations

$$\partial_\varphi V(g_0) = \partial_\theta V(g_0) = V(g_0) = 0 . \quad (17)$$

Next, we impose the desired inflationary dynamics by demanding the effective single-field Starobinsky inflation during slow-roll, a saddle point in the potential below the first inflationary plateau and a sharp turn of the inflationary trajectory after the saddle point toward another plateau, in order to get three-phase (SR-USR-SR) inflation and PBH production during the USR phase. All that leads to restrictions on the free parameters (g_1, g_2, g_3) , which can be satisfied without significant fine-tuning. We illustrate those features by a sample solution to the equations of motion (14), which is shown in Fig. 1. The realized scenario is as follows: (i) during the first SR phase of inflation driven by scalaron φ , inflaton θ is suppressed, (ii) when approaching the saddle point, the effective mass squared of inflaton becomes negative, which signals a tachyonic instability leading to large iso-curvature perturbations fueling large density perturbations during the USR phase, (iii) after the USR phase, the second SR phase of single-field inflation begins with the inflaton as the driver having the effective positive mass squared. The double SR inflation implies the existence of two plateaus in the Hubble function $H(t)$.

The SR multi-field inflation parameters ϵ and $\eta_{\Sigma\Sigma}$ are defined by [22, 23]

$$\epsilon = -\frac{\dot{H}}{H^2} , \quad \eta_{\Sigma\Sigma} = \left| \frac{\mathcal{M}_B^A \Sigma_A \Sigma^B}{V} \right| , \quad \phi^A = \{\varphi, \theta\} , \quad A, B, \dots = 1, 2 , \quad (18)$$

$$\text{where } \Sigma^A = \frac{\dot{\phi}^A}{|\dot{\phi}|} , \quad \mathcal{M}_B^A = G^{AC} \nabla_B \partial_C V - R_{CDB}^A \dot{\phi}^C \dot{\phi}^D , \quad (19)$$

in terms of the metric G_{AB} in the scalar field space with the related Christoffel symbols Γ_{BC}^A and the Riemann-Christoffel curvature R_{CDB}^A , see Eq. (13). The iso-curvature parameter is defined by [22, 23]

$$\eta_{\Omega\Omega} = \frac{\mathcal{M}_B^A \Omega_A \Omega^B}{V} , \quad \text{where } \Omega^A = \frac{\omega^A}{|\omega|} , \quad \omega = \dot{\Sigma}^A + \Gamma_{BC}^A \Sigma^B \dot{\phi}^C . \quad (20)$$

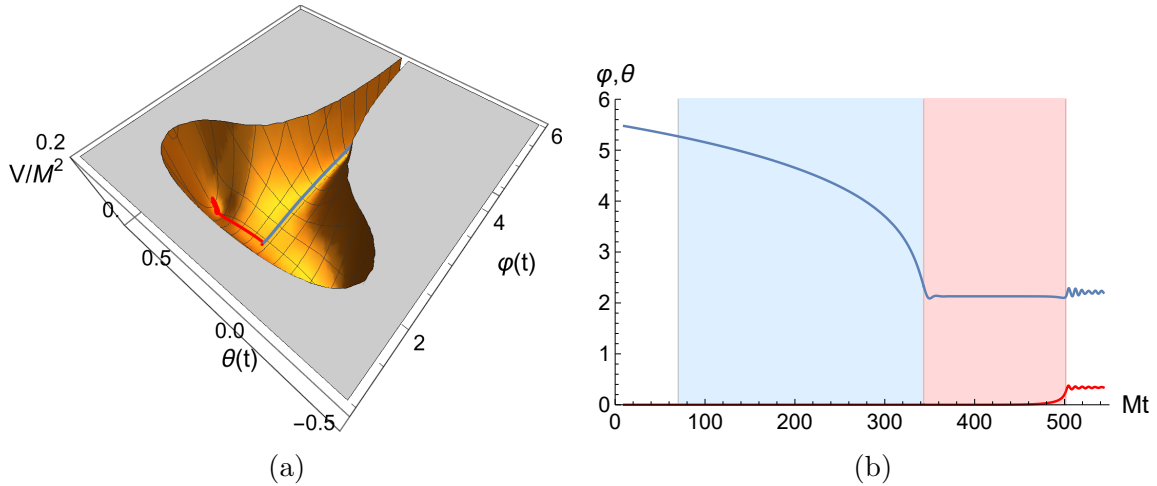


Figure 1: The shape of the sample potential with the inflationary trajectory (a), and the corresponding solution to the equations of motion with the parameters $(g_0, g_1, g_2, g_3) \approx (14.3, -21, 0, 16)$ and the initial conditions $\varphi_0 = 5.5$, $\theta_0 = 0$ with $\theta' = 1.4 \times 10^{-6}$ (b). The blue part of the trajectory corresponds to the first SR stage of the inflation and the red part corresponds to the second SR stage of inflation in (a). The USR phase between the SR phases is short (a few e-folds), being almost invisible on these plots. The blue line describes φ -evolution and the red line describes θ -evolution in (b).

The Hubble function during SR inflation is determined by the potential via Friedmann equation. The CMB tilts (the scalar spectral index n_s and the tensor-to-scalar ratio r) are simply related to the SR parameters in the first order with respect to perturbations as

$$n_s = 1 - 6\epsilon + 2\eta_{\Sigma\Sigma} \quad \text{and} \quad r \leq 16\epsilon, \quad (21)$$

which are to be evaluated at the CMB pivot scale $k_* = 0.05 \text{ Mpc}^{-1}$.

The USR phase appears when ϵ becomes very small, $\epsilon \rightarrow +0$, which leads to a large enhancement (peak) in the power spectrum of scalar perturbations. The SR conditions are violated in the USR phase with $\eta_{\Sigma\Sigma} \equiv \eta > 1$.

The start of the second SR stage of inflation is determined by the time when the parameter η goes back to one (or when the parameter ϵ first reaches its maximum), while the end of the second stage is determined by the time when the parameter ϵ reaches one first. We set the total duration of inflation to 70 e-folds. The target value of the second SR stage of inflation is chosen to be about 20 e-folds.

We used Mathematica for numerically computing the scalar potential and getting solutions to the equations of motion by randomly taking initial conditions for the scalars and scanning the parameter space (g_1, g_2, g_3) . The standard transport method and the Mathematica package (code) of Ref. [22] were used to numerically calculate the power spectrum of perturbations in our models. We refer to Ref. [22] for more details.

A dependence of our solutions upon initial conditions on φ was found to be weak, which was not surprising because the Starobinsky inflationary solution is an attractor. Contrary to that, a dependence of our solutions upon initial conditions on sinflaton θ was found to be strong because initial conditions θ_0 and θ'_0 determine the value of the velocity θ' at the saddle point, while the θ' appears to be the key parameter for the power spectrum enhancement.² When approaching the saddle point, the velocity θ' becomes very small, being out of control, so that we consider its value as an additional (quantum) parameter, similarly to a 'kick' caused by quantum diffusion [24].

²The primes denote the time derivatives here.

In addition, we had to avoid approaching $\theta = 0$ in our calculations because of failure of numerical calculations of the power spectrum. Presumably, it was caused by the presence of resonances on sub-horizon scales, when a massive scalar oscillates at the bottom of the potential [25, 26, 27]. Because of that complication, the power spectrum was computed separately for each stage of inflation by using independent initial conditions, see Section 6 of Ref. [14] for more details.

4 Results

The most time-consuming part of our investigation was scanning the parameter space (g_1, g_2, g_3) in a search for proper potential and deriving the power spectrum and CMB observables n_s and r for some small values of θ' at the saddle point. As a result, we found the parameters g_1 and g_3 have to be non-vanishing and fine-tuned, whereas the parameter g_2 should essentially vanish. Actually, the parameters g_1 and g_3 were also related to each other due to the required shape of the potential, so that in practice we had to increase both g_1 and g_3 and cancel the negative effect of g_2 by a positive impact of g_1 during animation of the potential by varying the parameters. Our best findings are collected in Table 1.

g_1	g_2	g_3	g_0	n_s	r	θ'	ΔN_2	$M_{PBH} (g)$
-20.0	0	15.0	13.9	0.96081	0.004085	4.5×10^{-5}	19.7	1.3×10^{17}
-20.4	0	15.4	14.1	0.96079	0.004078	1.1×10^{-5}	19.9	2.1×10^{17}
-20.0	0.2	15.0	13.8	0.96088	0.004067	1.1×10^{-5}	19.7	1.4×10^{17}
-20.6	0	15.6	14.2	0.96081	0.004072	5.5×10^{-6}	19.9	2.2×10^{17}
-20.8	0	15.8	14.2	0.96092	0.004046	2.9×10^{-6}	19.8	1.8×10^{17}
-21.0	0	16.0	14.3	0.96089	0.004046	1.4×10^{-6}	19.9	2.2×10^{17}

Table 1: The values of the parameters (g_1, g_2, g_3, g_0) and the corresponding CMB observables (n_s, r) , with a small kick θ' at the saddle point, the duration ΔN_2 of the second SR phase of inflation, and the resulting PBH masses. The initial conditions are chosen to be $\varphi_0 = 5.5$ and $\theta_0 = 0$ with the vanishing velocities. The pivot scale $k_* = 0.05 \text{ Mpc}^{-1}$ corresponds to 63.79 e-folds, while the total duration of inflation is 70 e-folds.

The shape of the scalar potential and the inflationary trajectory with the fine-tuned parameters $(g_1, g_2, g_3) = (-21, 0, 16)$ are the same as in Fig. 1. The value of the potential height in the saddle point is $V/M^2 \approx 0.05$. The Hubble function with two plateaus corresponding to two SR phases of inflation is given in Fig. 2. The inflaton mass M is approximately 0.8×10^{-5} , and the CMB scales are around 2.0×10^{-9} .

The SR parameters ϵ and η are displayed in Fig. 3 where the plot (a) shows the presence of the USR phase because of very small values of ϵ of the order 10^{-8} , whereas the plot (b) demonstrates a violation of the SR conditions in the USR phase because of $\eta > 1$. The values of η_{CMB} at CMB scales are around 0.015 and increase to 0.2 at the end of the first SR stage of inflation. The values of η_{USR} during the USR phase are between 3 and 4. The duration of the USR phase is 5.5 e-folds.

The derived values of the CMB tilt n_s in Table 1 are within the 1σ range of the Planck-observed value in Eq. (6), while the derived values of the tensor-to-scalar ratio r in Table 1 are well below the current observational bound in Eq. (6).

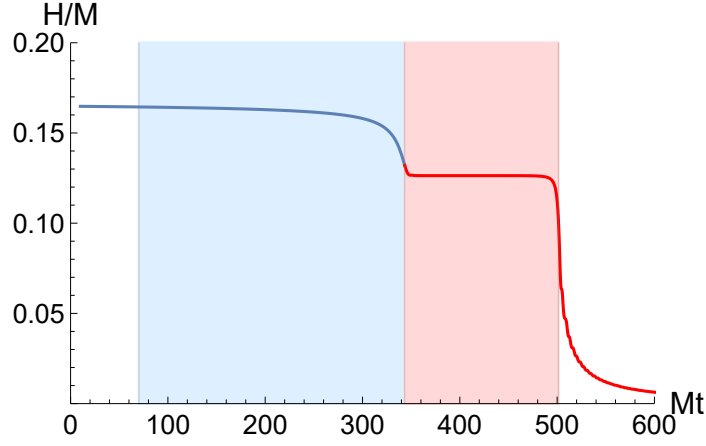


Figure 2: The plot of the Hubble function for the parameters $g_1 = -21$, $g_2 = 0$ and $g_3 = 16$. The blue shaded region shows the first SR stage of inflation and the red shaded region shows the second SR stage of inflation.

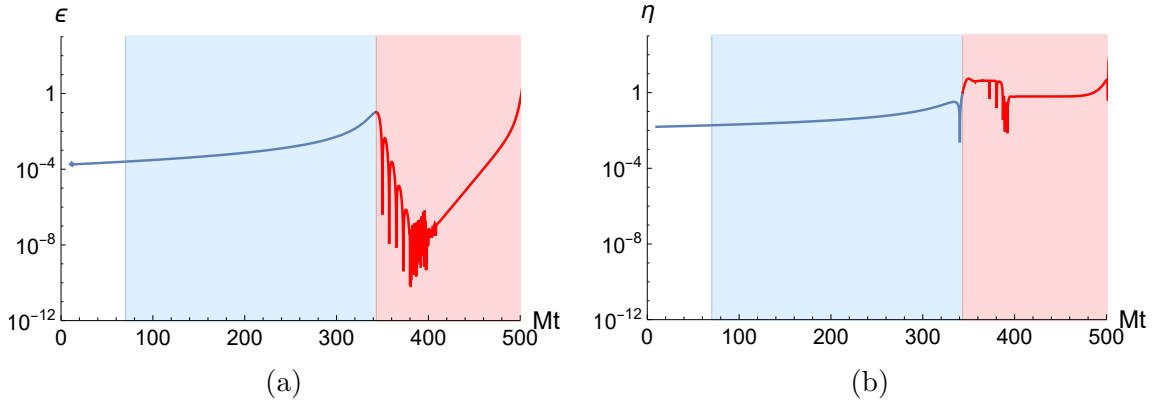


Figure 3: The plots of the SR parameters ϵ in (a) and η in (b) for $g_1 = -21$, $g_2 = 0$ and $g_3 = 16$. The blue shaded region shows the first SR stage of inflation and the red shaded region shows the second SR stage of inflation.

The power spectrum is given in Fig. 4 for the fine-tuned parameters collected in Table 1. The peaks in the power spectrum have heights between 10^{-2} and 10^{-3} which are about 7 to 6 orders of the magnitude higher than the CMB level of the order 10^{-9} (on the left of the plot), respectively.

Given the power spectrum, the masses of PBH originating from large over-densities can be estimated as follows [28]:

$$M_{\text{PBH}} \simeq \frac{1}{H(t_*)} \exp \left[2(N_{\text{end}} - N_*) + \int_{t_*}^{t_{\text{exit}}} \epsilon(t) H(t) dt \right], \quad (22)$$

where t_* is the time when the first SR stage of inflation ends and t_{exit} is the time when the CMB pivot scale $k_* = 0.05 \text{ Mpc}^{-1}$ exits the horizon. The leading term in the exponential is given by $2\Delta N_2 = 2(N_{\text{end}} - N_*)$, whereas the second term in the exponential is sub-leading. The value of ΔN_2 is close to 20 in our model, which results in the PBH masses of the order 10^{17} g given in Table 1.

The dependence of ΔN_2 upon θ' is shown in Fig. 5.

The power spectrum enhancement (large peak) describes large scalar perturbations near the critical point, which are essentially independent upon initial conditions but are sensitive to the kick velocity θ' at the saddle point.

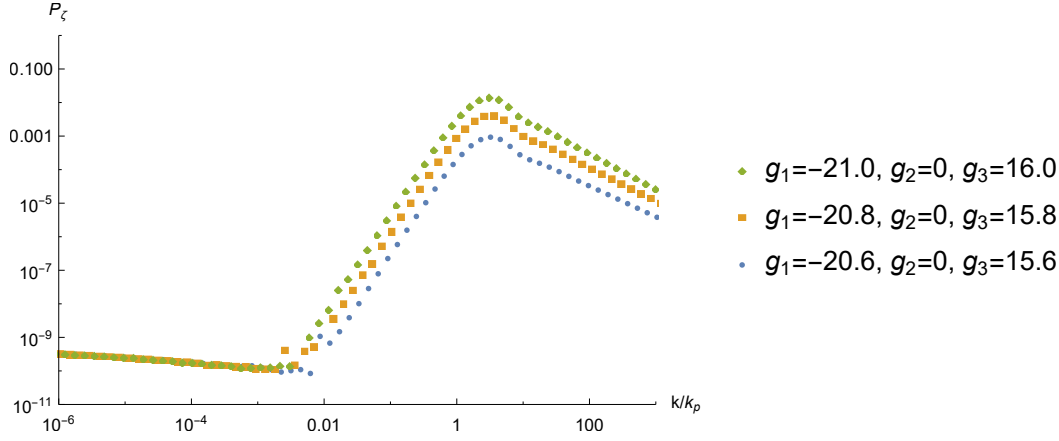


Figure 4: The power spectrum of scalar perturbations for the parameter sets in Table. 1.

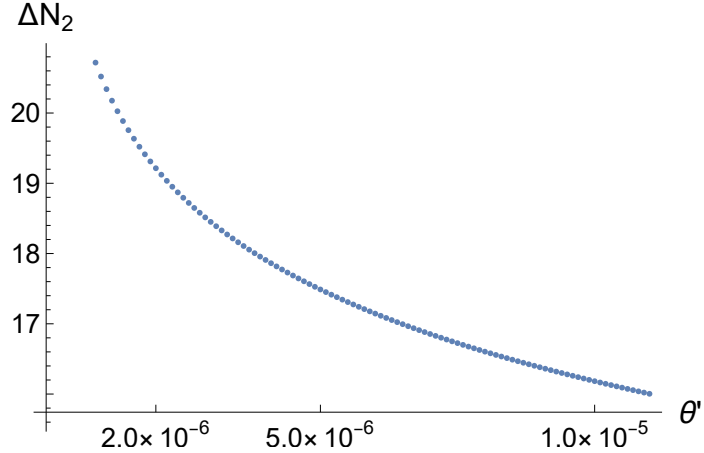


Figure 5: The impact of quantum kick θ' on ΔN_2 for $g_1 = -21$, $g_2 = 0$ and $g_3 = 16$.

To the end of this Section, we compared our result for the peak in the power spectrum of Fig. 4 to the log-normal fit of the peak [29, 30],

$$\mathcal{P}_\zeta(k) = \frac{\mathcal{A}_\zeta}{\sqrt{2\pi}\Delta} \exp \left[-\frac{\ln^2(k/k_p)}{2\Delta^2} \right], \quad (23)$$

which has only two adjustable parameters, the amplitude \mathcal{A}_ζ and the width Δ of the peak at the location scale k_p . A comparison of the power spectrum and the log-normal fit is shown in Fig. 6.

5 Gravitational waves induced by PBH production

PBH production leads to induced gravitational waves (GW) that are different from primordial GW caused by inflation. The current energy density fraction of the PBH induced GW can be computed in the second order with respect to perturbations, and the result reads [31]

$$\Omega_{\text{GW}}(k) = \frac{c_g \Omega_{r,0}}{36} \int_0^{\frac{1}{\sqrt{3}}} dd \int_{\frac{1}{\sqrt{3}}}^\infty ds \left[\frac{(d^2 - 1/3)(s^2 - 1/3)}{s^2 + d^2} \right]^2 \times \\ \mathcal{P}_\zeta \left(\frac{k\sqrt{3}}{2}(s+d) \right) \mathcal{P}_\zeta \left(\frac{k\sqrt{3}}{2}(s-d) \right) [\mathcal{I}_c(d, s)^2 + \mathcal{I}_s(d, s)^2], \quad (24)$$

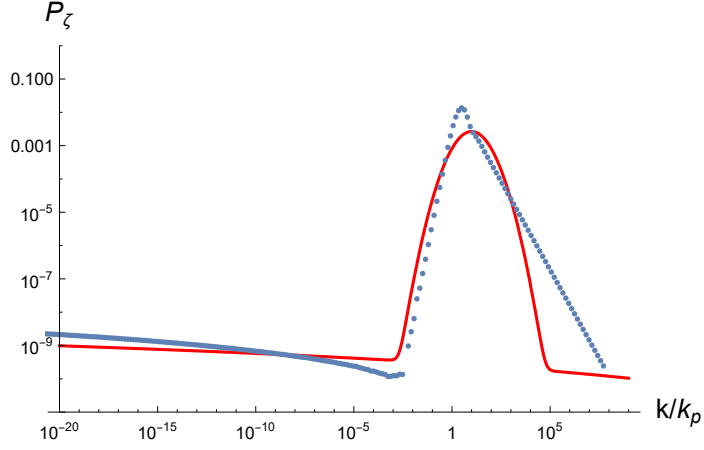


Figure 6: The plot of the power spectrum (blue) in the case $(g_1, g_2, g_3) = (-21, 0, 16)$, against the log-normal fit (red) with the amplitude $\mathcal{A}_\zeta = 0.01$ and the width $\Delta=1.5$.

where the functions $\mathcal{I}_c(d, s)$ and $\mathcal{I}_s(d, s)$ are given by

$$\begin{aligned}\mathcal{I}_c(d, s) &= -36\pi \frac{(s^2 + d^2 - 2)^2}{(s^2 - d^2)^3} \theta(s - 1) , \\ \mathcal{I}_s(d, s) &= -36 \frac{s^2 + d^2 - 2}{(s^2 - d^2)^2} \left[\frac{s^2 + d^2 - 2}{(s^2 - d^2)} \ln \left| \frac{d^2 - 1}{s^2 - 1} \right| + 2 \right] ,\end{aligned}\quad (25)$$

with $\Omega_{r,0} \sim 8.6 \times 10^{-5}$ being the current energy density fraction of radiation. The $\theta(s - 1)$ is the step function and $c_g \approx 0.4$.

A numerical calculation of Eq. (24) with our power spectrum in Fig. 4 yields a simple result

$$\Omega_{\text{GW}}(k) \approx 3 \cdot 10^{-5} \mathcal{P}_\zeta^2(k). \quad (26)$$

The induced GW frequencies are related to the PBH masses as [32]

$$f_p \approx 5.7 \left(\frac{M_\odot}{M_{\text{PBH}}} \right)^{1/2} 10^{-9} \text{ Hz}, \quad (27)$$

where $M_\odot \approx 2 \cdot 10^{33} \text{ g}$ is the mass of the Sun. In our models, the PBH masses are around 10^{17} g , which results in the GW frequency $f_p \approx 0.6 \text{ Hz}$ that is much higher than the GW frequencies between 3 and 400 nHz detected by NANOGrav [33].

6 Conclusion

The high scale of Starobinsky inflation naturally implies its local supersymmetrization in the context of four-dimensional supergravity, while high-scale supersymmetry breaking avoids the Large Hadron Collider constraints on (low-scale) supersymmetry. It is well known that Starobinsky inflation can be realized in the standard (Einstein) supergravity coupled to matter, see e.g., Ref. [8], while it is also possible in the modified Starobinsky supergravity [13] without significant fine-tuning.

More efforts are needed to realize efficient production of PBH with the masses beyond the Hawking evaporation limit during inflation in good agreement with CMB observations because of common tension with the well-measured value of the CMB tilt n_s of scalar perturbations. The necessity to produce a significant enhancement of the power spectrum

of scalar perturbations during inflation usually drives the predicted value of n_s below its Planck-measured value, thus demanding fine-tuning of the parameters in the potential. We do not think that fine-tuning itself is necessarily a problem because both inflation and (presumably) PBH production were unique (non-reproducible) events in the Universe.

A very existence of viable inflation with efficient PBH production in the Starobinsky-like supergravity models is not guaranteed because of the constraints imposed by local supersymmetry. For instance, as was shown in Ref. [14], any linear combination of holomorphic quadratic polynomials and exponentials of Z in the superpotential cannot solve the task within 1σ agreement with the known value of n_s . Nevertheless, we demonstrated in this paper that it is possible by exploiting the most general (cubic) Wess-Zumino-type (renormalizable) superpotentials. The g -function used in Ref. [14] was

$$g(Z) = M(g_0 + g_1 Z + g_2 Z^2) . \quad (28)$$

The best choice of the coefficients $(g_0, g_1, g_2) \approx (1, -1, 2)$ was shown to lead to the PBH masses beyond 10^{15} g within 3σ (but outside 1σ) agreement with the n_s value in Eq. (6), whereas demanding 1σ agreement with the CMB tilt n_s was shown to drive the PBH masses below 10^{15} g [14]. In this paper, we found that the quadratic term should be absent, $g_2 = 0$, and the cubic term is essential for success, $g_3 \neq 0$, see Table 1.

The issue of ultra-violet (UV) completion of our supergravity models is beyond the scope of this investigation. To this end, we confine ourselves to a few comments. Though very little is known for sure about quantum gravity, when assuming the quantum gravity scale to be given by the Planck scale, the Starobinsky model and its supergravity extensions are on the safe side against quantum gravity corrections because the scale of Starobinsky inflation is well below the Planck scale that is simultaneously the UV-cutoff scale for the Starobinsky gravity (1). When assuming the Swampland conjectures [34] that imply a significantly lower quantum gravity scale, quantum gravity may have significant impact on our models so that their UV embedding is needed. It was recently argued in the literature [35, 36] that it is difficult to realize Starobinsky inflation in superstring theory, both as regards Starobinsky gravity (1) and the Starobinsky potential (4), as well as to reconcile the Starobinsky model (1) with the Swampland program.

We think that inflation has happened, and we know that black holes exist, though we do not know whether some of them are primordial or not. In any case, inflation, supersymmetry and PBH genesis are the important windows into very high energy physics, whose investigation put constraints on our understanding of the origin of the Universe.

Acknowledgements

RI and SVK were supported by Tokyo Metropolitan University. SVK was also supported by the World Premier International Research Center Initiative (WPI Initiative), MEXT, Japan, the Japanese Society for Promotion of Science under the grant No. 22K03624, and the Development Program Priority-2030-NIP/EB-004-375-2023 of Tomsk Polytechnic University.

One of the authors (SVK) is grateful to Ignatios Antoniadis, Shuntaro Aoki, Guillem Domenech, David I. Kaiser, Florian Kühnel, Kazunori Kohri, Edward W. Kolb, Burt Ovrut, Misao Sasaki and Alexei Starobinsky for discussions and correspondence.

This paper is devoted to memory of late Alexei Starobinsky, one of the greatest cosmologists of all times.

References

- [1] A. A. Starobinsky, “A new type of isotropic cosmological models without singularity,” *Phys. Lett. B* **91** no. 1, (1980) 99 – 102.
- [2] **BICEP, Keck** Collaboration, P. A. R. Ade *et al.*, “Improved Constraints on Primordial Gravitational Waves using Planck, WMAP, and BICEP/Keck Observations through the 2018 Observing Season,” *Phys. Rev. Lett.* **127** no. 15, (2021) 151301, [arXiv:2110.00483 \[astro-ph.CO\]](#).
- [3] M. Tristram *et al.*, “Improved limits on the tensor-to-scalar ratio using BICEP and Planck data,” *Phys. Rev. D* **105** no. 8, (2022) 083524, [arXiv:2112.07961 \[astro-ph.CO\]](#).
- [4] S. V. Ketov and A. A. Starobinsky, “Inflation and non-minimal scalar-curvature coupling in gravity and supergravity,” *JCAP* **08** (2012) 022, [arXiv:1203.0805 \[hep-th\]](#).
- [5] S. V. Ketov, “Supergravity and Early Universe: the Meeting Point of Cosmology and High-Energy Physics,” *Int. J. Mod. Phys. A* **28** (2013) 1330021, [arXiv:1201.2239 \[hep-th\]](#).
- [6] S. V. Ketov, “On the equivalence of Starobinsky and Higgs inflationary models in gravity and supergravity,” *J. Phys. A* **53** no. 8, (2020) 084001, [arXiv:1911.01008 \[hep-th\]](#).
- [7] S. V. Ketov, “Multi-Field versus Single-Field in the Supergravity Models of Inflation and Primordial Black Holes,” *Universe* **7** no. 5, (2021) 115.
- [8] J. Ellis, D. V. Nanopoulos, and K. A. Olive, “No-Scale Supergravity Realization of the Starobinsky Model of Inflation,” *Phys. Rev. Lett.* **111** (2013) 111301, [arXiv:1305.1247 \[hep-th\]](#). [Erratum: *Phys.Rev.Lett.* 111, 129902 (2013)].
- [9] S. J. Gates, Jr. and S. V. Ketov, “Superstring-inspired supergravity as the universal source of inflation and quintessence,” *Phys. Lett. B* **674** (2009) 59–63, [arXiv:0901.2467 \[hep-th\]](#).
- [10] S. V. Ketov and A. A. Starobinsky, “Embedding $(R + R^2)$ -Inflation into Supergravity,” *Phys. Rev. D* **83** (2011) 063512, [arXiv:1011.0240 \[hep-th\]](#).
- [11] F. Farakos, A. Kehagias, and A. Riotto, “On the Starobinsky Model of Inflation from Supergravity,” *Nucl. Phys. B* **876** (2013) 187–200, [arXiv:1307.1137 \[hep-th\]](#).
- [12] S. Cecotti and R. Kallosh, “Cosmological Attractor Models and Higher Curvature Supergravity,” *JHEP* **05** (2014) 114, [arXiv:1403.2932 \[hep-th\]](#).
- [13] S. V. Ketov, *Inflationary Cosmology from Supergravity*. In: Bambi, C., Modesto, L., Shapiro, I. (eds) *Handbook of Quantum Gravity*. Springer, Singapore (2023); <https://doi.org/10.1007/978-981-19-3079-9>.
- [14] S. Aoki, R. Ishikawa, and S. V. Ketov, “Pole inflation and primordial black holes formation in Starobinsky-like supergravity,” *Class. Quant. Grav.* **40** no. 6, (2023) 065002, [arXiv:2210.10348 \[hep-th\]](#).
- [15] K.-i. Maeda, “Towards the Einstein-Hilbert Action via Conformal Transformation,” *Phys. Rev. D* **39** (1989) 3159.

- [16] S. V. Ketov and T. Terada, “Old-minimal supergravity models of inflation,” *JHEP* **12** (2013) 040, [arXiv:1309.7494 \[hep-th\]](#).
- [17] S. Cecotti, “Higher derivative supergravity is equivalent to standard supergravity coupled to matter. 1.,” *Phys. Lett. B* **190** (1987) 86–92.
- [18] Y. Aldabergenov, A. Addazi, and S. V. Ketov, “Primordial black holes from modified supergravity,” *Eur. Phys. J. C* **80** no. 10, (2020) 917, [arXiv:2006.16641 \[hep-th\]](#).
- [19] R. Ishikawa and S. V. Ketov, “Exploring the parameter space of modified supergravity for double inflation and primordial black hole formation,” *Class. Quant. Grav.* **39** no. 1, (2022) 015016, [arXiv:2108.04408 \[astro-ph.CO\]](#).
- [20] A. Gundhi and C. F. Steinwachs, “Scalaton-Higgs inflation,” *Nucl. Phys. B* **954** (2020) 114989, [arXiv:1810.10546 \[hep-th\]](#).
- [21] A. Gundhi, S. V. Ketov, and C. F. Steinwachs, “Primordial black hole dark matter in dilaton-extended two-field Starobinsky inflation,” *Phys. Rev. D* **103** no. 8, (2021) 083518, [arXiv:2011.05999 \[hep-th\]](#).
- [22] M. Dias, J. Frazer, and D. Seery, “Computing observables in curved multifield models of inflation—A guide (with code) to the transport method,” *JCAP* **12** (2015) 030, [arXiv:1502.03125 \[astro-ph.CO\]](#).
- [23] S. R. Geller, W. Qin, E. McDonough, and D. I. Kaiser, “Primordial black holes from multifield inflation with nonminimal couplings,” *Phys. Rev. D* **106** no. 6, (2022) 063535, [arXiv:2205.04471 \[hep-th\]](#).
- [24] C. Pattison, V. Vennin, D. Wands, and H. Assadullahi, “Ultra-slow-roll inflation with quantum diffusion,” *JCAP* **04** (2021) 080, [arXiv:2101.05741 \[astro-ph.CO\]](#).
- [25] C. Pahud, M. Kamionkowski, and A. R. Liddle, “Oscillations in the inflaton potential?,” *Phys. Rev. D* **79** (2009) 083503, [arXiv:0807.0322 \[astro-ph\]](#).
- [26] J. Chluba, J. Hamann, and S. P. Patil, “Features and New Physical Scales in Primordial Observables: Theory and Observation,” *Int. J. Mod. Phys. D* **24** no. 10, (2015) 1530023, [arXiv:1505.01834 \[astro-ph.CO\]](#).
- [27] J. Fumagalli, S. e. Renaux-Petel, and L. T. Witkowski, “Resonant features in the stochastic gravitational wave background,” *JCAP* **08** (2021) 059, [arXiv:2105.06481 \[astro-ph.CO\]](#).
- [28] S. Pi, Y.-l. Zhang, Q.-G. Huang, and M. Sasaki, “Scalaton from R^2 -gravity as a heavy field,” *JCAP* **05** (2018) 042, [arXiv:1712.09896 \[astro-ph.CO\]](#).
- [29] G. Domènech, “Scalar Induced Gravitational Waves Review,” *Universe* **7** no. 11, (2021) 398, [arXiv:2109.01398 \[gr-qc\]](#).
- [30] D. Frolovsky and S. V. Ketov, “Fitting Power Spectrum of Scalar Perturbations for Primordial Black Hole Production during Inflation,” *Astronomy* **2** no. 1, (2023) 47–57, [arXiv:2302.06153 \[astro-ph.CO\]](#).
- [31] J. R. Espinosa, D. Racco, and A. Riotto, “A Cosmological Signature of the SM Higgs Instability: Gravitational Waves,” *JCAP* **09** (2018) 012, [arXiv:1804.07732 \[hep-ph\]](#).

- [32] V. De Luca, G. Franciolini, and A. Riotto, “NANOGrav Data Hints at Primordial Black Holes as Dark Matter,” *Phys. Rev. Lett.* **126** no. 4, (2021) 041303, [arXiv:2009.08268 \[astro-ph.CO\]](#).
- [33] **NANOGrav** Collaboration, G. Agazie *et al.*, “The NANOGrav 15 yr Data Set: Evidence for a Gravitational-wave Background,” *Astrophys. J. Lett.* **951** no. 1, (2023) L8, [arXiv:2306.16213 \[astro-ph.HE\]](#).
- [34] E. Palti, “The Swampland: Introduction and Review,” *Fortsch. Phys.* **67** no. 6, (2019) 1900037, [arXiv:1903.06239 \[hep-th\]](#).
- [35] M. Brinkmann, M. Cicoli, and P. Zito, “Starobinsky inflation from string theory?,” *JHEP* **09** (2023) 038, [arXiv:2305.05703 \[hep-th\]](#).
- [36] D. Lust, J. Masias, B. Muntz, and M. Scalisi, “Starobinsky Inflation in the Swampland,” [arXiv:2312.13210 \[hep-th\]](#).