

Wasserstein Diffusion on Multidimensional Spaces

Karl-Theodor Sturm

Hausdorff Center for Mathematics & Institute for Applied Mathematics
University of Bonn, Germany

April 25, 2024

Abstract

Given any closed Riemannian manifold M , we construct a reversible diffusion process on the space $\mathcal{P}(M)$ of probability measures on M that is

- reversible w.r.t. the entropic measure \mathbb{P}^β on $\mathcal{P}(M)$, heuristically given as

$$d\mathbb{P}^\beta(\mu) = \frac{1}{Z} e^{-\beta \text{Ent}(\mu|\mathfrak{m})} d\mathbb{P}^*(\mu);$$

- associated with a regular Dirichlet form with carré du champ derived from the Wasserstein gradient in the sense of Otto calculus

$$\mathcal{E}_W(f) = \liminf_{g \rightarrow f} \frac{1}{2} \int_{\mathcal{P}(M)} \|\nabla_W g\|^2(\mu) d\mathbb{P}^\beta(\mu);$$

- non-degenerate, at least in the case of the n -sphere and the n -torus.

And yet it moves.

Galileo Galilei, 1633

1 Introduction

(a) Given any closed Riemannian manifold M with normalized volume measure \mathfrak{m} , we construct a reversible diffusion process on the space $\mathcal{P}(M)$ of probability measures on M that is reversible w.r.t. the entropic measure \mathbb{P}^β on $\mathcal{P}(M)$, a random measure heuristically given as

$$d\mathbb{P}^\beta(\mu) = \frac{1}{Z} e^{-\beta \text{Ent}(\mu|\mathfrak{m})} d\mathbb{P}^*(\mu) \tag{1}$$

in terms of the relative entropy $\text{Ent}(\cdot \mid \mathbf{m})$ and a (non-existing) uniform distribution \mathbb{P}^* on $\mathcal{P}(\mathbf{M})$. This ansatz will be made rigorous by means of the conjugation map, a continuous involutive bijection

$$\mathfrak{C}_{\mathcal{P}} : \begin{array}{ccc} \mathcal{P}(\mathbf{M}) & \rightarrow & \mathcal{P}(\mathbf{M}) \\ \exp(\nabla\varphi)_*\mathbf{m} & \mapsto & \exp(\nabla\varphi^c)_*\mathbf{m}, \end{array}$$

the definition of which is based on the fact that, by the McCann-Brenier Theorem, every measure $\mu \in \mathcal{P}(\mathbf{M})$ can be represented as $\mu = \exp(\nabla\varphi)_*\mathbf{m}$ in terms of a \mathbf{c} -convex function φ . The conjugate measure is then represented in terms of φ^c , the \mathbf{c} -conjugate function for the given φ and the cost function $\mathbf{c}(x, y) := \frac{1}{2}\mathbf{d}^2(x, y)$.

Rigorously, the entropic measure is then defined as the push forward of the Dirichlet-Ferguson measure \mathbb{Q}^β (with reference measure $\beta\mathbf{m}$) under the conjugation map

$$\mathbb{P}^\beta := (\mathfrak{C}_{\mathcal{P}})_*\mathbb{Q}^\beta.$$

This way, our heuristic ansatz (1) will finally result in a Large Deviation Principle with rate function $\text{Ent}(\cdot \mid \mathbf{m})$.

Theorem 1.1. *For every $A \subset \mathcal{P}(\mathbf{M})$,*

$$-\inf_{\mu \in A^\circ} \text{Ent}(\mu \mid \mathbf{m}) \leq \liminf_{\beta \rightarrow \infty} \frac{1}{\beta} \log \mathbb{P}^\beta(A) \leq \limsup_{\beta \rightarrow \infty} \frac{1}{\beta} \log \mathbb{P}^\beta(A) \leq -\inf_{\mu \in \bar{A}} \text{Ent}(\mu \mid \mathbf{m}).$$

Despite the regularizing effect of the relative entropy, the entropic measure gives mass only to singular measures.

Theorem 1.2. *Assume that \mathbf{M} is the n -sphere, the n -torus or a convex Euclidean compactum. Then \mathbb{P}^β -a.e. μ has no absolutely continuous part and no atoms.*

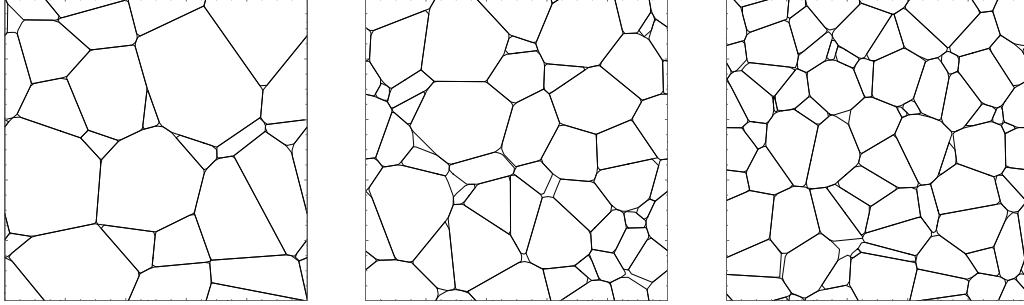


Figure 1: Support of \mathbb{P}^β -distributed $\mu \in \mathcal{P}(\mathbb{R}^2/\mathbb{Z}^2)$ for $\beta = 15, 30$ and 75 , resp., simulations provided by courtesy of Lorenzo Dello Schiavo.

(b) Our next goal is to introduce a ‘canonical’ *Wasserstein Dirichlet form* $\mathcal{E}_{\mathbf{W}}$ and associated *Wasserstein diffusion process* on $\mathcal{P}(\mathbf{M})$. We will define the former as the relaxation on $L^2(\mathcal{P}(\mathbf{M}), \mathbb{P}^\beta)$ of the pre-Dirichlet form

$$\mathcal{E}_{\mathbf{W}}^0(f) := \frac{1}{2} \int_{\mathcal{P}(\mathbf{M})} \|\nabla_{\mathbf{W}} f\|^2(\mu) d\mathbb{P}^\beta(\mu),$$

defined on cylinder functions on $\mathcal{P}(\mathbf{M})$, where $\nabla_{\mathbf{W}}$ denotes the Wasserstein gradient in the sense of the Otto calculus and where \mathbb{P}^β is the entropic measure with parameter $\beta > 0$.

Recall that a function $f : \mathcal{P}(\mathbf{M}) \rightarrow \mathbb{R}$ is called *cylinder function* if

$$f(\mu) = F\left(\int_{\mathbf{M}} \vec{V} d\mu\right)$$

for suitable $k \in \mathbb{N}$, $F \in \mathcal{C}^1(\mathbb{R}^k)$ and $\vec{V} = (V_1, \dots, V_k) \in \mathcal{C}^1(\mathbf{M}, \mathbb{R}^k)$. The squared norm of the *Otto-Wasserstein gradient* at the point $\mu \in \mathcal{P}(\mathbf{M})$ is given by

$$\|\nabla_{\mathbf{W}} f\|^2(\mu) := \sum_{i,j=1}^k \left(\partial_i F \cdot \partial_j F\right) \left(\int_{\mathbf{M}} \vec{V} d\mu\right) \int_{\mathbf{M}} \langle \nabla V_i, \nabla V_j \rangle d\mu.$$

Theorem 1.3. (i) $\mathcal{E}_{\mathbf{W}}$ is a strongly local, regular Dirichlet form on $L^2(\mathcal{P}(\mathbf{M}), \mathbb{P}^\beta)$.

(ii) It has intrinsic metric $\mathbf{d}_{\mathbf{W}} \geq \mathbf{W}_2$ and admits a carré du champ $\Gamma_{\mathbf{W}}$. For Lipschitz functions the latter is dominated by the squared asymptotic Lipschitz constant.

(iii) There exists a reversible strong Markov process $((\rho_t)_{t \geq 0}, (\mathbf{P}_\mu)_{\mu \in \mathcal{P}(\mathbf{M})})$ with a.s. continuous trajectories which is properly associated with $\mathcal{E}_{\mathbf{W}}$.

This stochastic process is called *Wasserstein diffusion*.

(c) One of the main results now is that the Wasserstein diffusion is non-degenerate, that is, it is really moving:

$$\mathbb{P}^\beta \left\{ \mu : \mathbf{P}_\mu \{ \exists t > 0 : \rho_t \neq \rho_0 \} > 0 \right\} > 0,$$

or equivalently, $\mathcal{E}_{\mathbf{W}} \not\equiv 0$ on its domain — at least in the case of the sphere and the torus.

Theorem 1.4. On the n -sphere and the n -torus, the Wasserstein Dirichlet form is non-vanishing:

$$\mathcal{E}_{\mathbf{W}}(f) \neq 0$$

for every non-vanishing $f : \mathcal{P}(\mathbf{M}) \rightarrow \mathbb{R}$ which is

(i) *antisymmetric* (i.e. $f \circ \hat{\Phi}_1 = -f$ for suitable Lipschitz isometries, see Def. 5.5) or

(ii) *given as* $f(\mu) := \int_{\mathbf{M}} V d\mu$ *in terms of a Lipschitz function* $V : \mathbf{M} \rightarrow \mathbb{R}$.

2 Conjugation Map

2.1 \mathfrak{c} -Convexity

Throughout the sequel, \mathbf{M} will be a compact subset of a complete Riemannian manifold $\hat{\mathbf{M}}$ with Riemannian distance \mathbf{d} . Furthermore, \mathbf{m} will denote a probability measure with full topological support \mathbf{M} which is absolutely continuous with respect to the volume measure and satisfies a Poincaré inequality: $\exists c > 0$

$$\int |\nabla u|^2 d\mathbf{m} \geq c \int u^2 d\mathbf{m}$$

for all weakly differentiable $u : M \rightarrow \mathbb{R}$ with $\int u d\mathbf{m} = 0$. For closed Riemannian manifolds, there is a canonical choice for \mathbf{m} , namely, the normalized Riemannian volume measure.

Such a set M will be called *Riemannian compactum* and such a measure \mathbf{m} *reference measure*. The *cost function* will always be

$$\mathfrak{c}(x, y) := \frac{1}{2} d^2(x, y).$$

Definition 2.1. A function $\varphi : M \rightarrow \mathbb{R}$ is called \mathfrak{c} -convex if there exists a function $\psi : M \rightarrow \mathbb{R}$ such that

$$\varphi(x) = - \inf_{y \in M} \left[\frac{1}{2} d^2(x, y) + \psi(y) \right]$$

for all $x \in M$. In this case, φ is called conjugate of ψ and denoted by

$$\varphi = \psi^{\mathfrak{c}}.$$

In our presentation, the \mathfrak{c} stands both for the quadratic cost function \mathfrak{c} as above and for ‘conjugate’.

A function φ is \mathfrak{c} -convex if and only if the function $-\varphi$ is \mathfrak{c} -concave in the sense of [Ro70, Rü96, Mc01, Vi08]. A function φ on \mathbb{R}^n is \mathfrak{c} -convex if and only if the function $x \mapsto \varphi(x) + \frac{1}{2}|x|^2$ is convex in the usual sense. Let us summarize some of the basic facts on \mathfrak{c} -convex functions. See [Ro70], [Rü96], [Mc01] and [Vi08] for details.

Lemma 2.2. (i) A function φ is \mathfrak{c} -convex if and only if $\varphi^{\mathfrak{c}\mathfrak{c}} = \varphi$.

(ii) Every \mathfrak{c} -convex function is bounded, Lipschitz continuous and differentiable almost everywhere with gradient bounded by $D = \sup_{x, y \in M} d(x, y)$.

In the sequel, $\mathcal{K} = \mathcal{K}(M)$ will denote the set of \mathfrak{c} -convex functions on M and $\tilde{\mathcal{K}} = \tilde{\mathcal{K}}(M)$ will denote the set of equivalence classes in \mathcal{K} with $\varphi_1 \sim \varphi_2$ iff $\varphi_1 - \varphi_2$ is constant. \mathcal{K} will be regarded as a subset of the Sobolev space $H^1 = H^1(M, \mathbf{m})$ with norm $\|u\|_{H^1} = [\int_M |\nabla u|^2 d\mathbf{m} + \int_M u^2 d\mathbf{m}]^{1/2}$ and $\tilde{\mathcal{K}} = \mathcal{K}/const$ will be regarded as a subset of the space $\tilde{H}^1 = H^1/const$ with norm $\|u\|_{\tilde{H}^1} = [\int_M |\nabla u|^2 d\mathbf{m}]^{1/2}$.

Lemma 2.3. For each Borel map $g : M \rightarrow M$ the following are equivalent:

(i) $\exists \varphi \in \tilde{\mathcal{K}} : g = \exp(\nabla \varphi)$ \mathbf{m} -a.e. on M ;

(ii) g is an optimal transport map from \mathbf{m} to $g_*\mathbf{m}$ in the sense that it is a minimizer of $h \mapsto \int_M d^2(x, h(x)) \mathbf{m}(dx)$ among all Borel maps $h : M \rightarrow M$ with $h_*\mathbf{m} = g_*\mathbf{m}$.

In this case, the function $\varphi \in \tilde{\mathcal{K}}$ in (i) is defined uniquely. Moreover, in (ii) the map g is the unique minimizer of the given minimization problem.

A Borel map $g : M \rightarrow M$ satisfying the properties of the previous proposition will be called *monotone map* or *optimal Lebesgue transport*. The set of \mathbf{m} -equivalence classes of such maps will be denoted by $\mathcal{G} = \mathcal{G}(M)$ and regarded as a subset of the space of maps $L^2((M, \mathbf{m}); (M, d))$ with metric $d_2(f, g) = [\int_M d^2(f(x), g(x)) \mathbf{m}(dx)]^{1/2}$. Note that $\mathcal{G}(M)$ does not depend on the choice of \mathbf{m} (as long as \mathbf{m} is absolutely continuous with full support)!

According to our definitions, the map $\Upsilon : \varphi \mapsto \exp(\nabla \varphi)$ defines a bijection between $\tilde{\mathcal{K}}$ and \mathcal{G} . Recall that $\mathcal{P} = \mathcal{P}(M)$ denotes the set of probability measures μ on M (equipped with its Borel σ -field).

Proposition 2.4. *The map $\chi : g \mapsto g_*\mathbf{m}$ defines a bijection between \mathcal{G} and $\mathcal{P}(\mathbf{M})$. That is, for each $\mu \in \mathcal{P}$ there exists a unique $g \in \mathcal{G}$ — called Brenier map of μ — with $\mu = g_*\mathbf{m}$.*

Due to the previous observations, there exist canonical bijections Υ and χ between the sets $\tilde{\mathcal{K}}$, \mathcal{G} and \mathcal{P} . Actually, these bijections are even homeomorphisms with respect to the natural topologies on these spaces.

Lemma 2.5 ([St11, Prop. 2.5]). *Consider any sequence $\{\varphi_n\}_{n \in \mathbb{N}}$ in $\tilde{\mathcal{K}}$ with corresponding sequences $\{g_n\}_{n \in \mathbb{N}} = \{\Upsilon(\varphi_n)\}_{n \in \mathbb{N}}$ in \mathcal{G} and $\{\mu_n\}_{n \in \mathbb{N}} = \{\chi(g_n)\}_{n \in \mathbb{N}}$ in \mathcal{P} and let $\varphi \in \tilde{\mathcal{K}}$, $g = \Upsilon(\varphi) \in \mathcal{G}$, $\mu = \chi(g) \in \mathcal{P}$. Then the following are equivalent:*

- (i) $\varphi_n \rightarrow \varphi$ in \tilde{H}_1
- (ii) $g_n \rightarrow g$ in $L^2((M, \mathbf{m}); (M, d))$
- (iii) $g_n \rightarrow g$ in \mathbf{m} -probability on M
- (iv) $\mu_n \rightarrow \mu$ in L^2 -Kantorovich–Wasserstein distance W_2
- (v) $\mu_n \rightarrow \mu$ weakly.

2.2 Conjugation Map

Let us now consider the conjugation map $\mathfrak{C}_{\mathcal{K}} : \varphi \mapsto \varphi^c$ in more details. It acts on functions $\varphi : \mathbf{M} \rightarrow \mathbb{R}$ and is defined as follows

$$\varphi^c(x) = - \inf_{y \in M} \left[\frac{1}{2} d^2(x, y) + \varphi(y) \right].$$

Obviously, $\mathfrak{C}_{\mathcal{K}}$ maps \mathcal{K} bijectively onto itself and $\mathfrak{C}_{\mathcal{K}}^2 = Id$. Moreover, $\mathfrak{C}_{\mathcal{K}}(\varphi + \lambda) = \mathfrak{C}_{\mathcal{K}}(\varphi) - \lambda$ for each $\lambda \in \mathbb{R}$. Hence, $\mathfrak{C}_{\mathcal{K}}$ extends to a bijection $\mathfrak{C}_{\tilde{\mathcal{K}}} : \tilde{\mathcal{K}} \rightarrow \tilde{\mathcal{K}}$. Composing this map with the bijections $\chi : \mathcal{G} \rightarrow \mathcal{P}$ and $\Upsilon : \tilde{\mathcal{K}} \rightarrow \mathcal{G}$ we obtain involutive bijections

$$\mathfrak{C}_{\mathcal{G}} = \Upsilon \circ \mathfrak{C}_{\tilde{\mathcal{K}}} \circ \Upsilon^{-1} : \mathcal{G} \rightarrow \mathcal{G}, \quad \mathfrak{C}_{\mathcal{P}} = \chi \circ \mathfrak{C}_{\mathcal{G}} \circ \chi^{-1} : \mathcal{P} \rightarrow \mathcal{P},$$

called *conjugation map* on \mathcal{G} or on \mathcal{P} , respectively. (Note that the maps χ and $\mathfrak{C}_{\mathcal{P}}$ strongly depend on the choice of the measure \mathbf{m} .) Given a monotone map $g \in \mathcal{G}$, the monotone map

$$g^c := \mathfrak{C}_{\mathcal{G}}(g)$$

will be called *conjugate map* or *generalized inverse map*; given a probability measure $\mu \in \mathcal{P}$ the probability measure

$$\mu^c := \mathfrak{C}_{\mathcal{P}}(\mu)$$

will be called *conjugate measure*.

Lemma 2.6. *The conjugation map*

$$\mathfrak{C}_{\mathcal{K}} : \mathcal{K} \rightarrow \mathcal{K}$$

is continuous.

This result was already stated as Lemma 3.5 in [St11]. However, the proof there is incomplete as kindly pointed out by Mathav Murugan.

Proof. To simplify notation denote $\mathfrak{C}_{\mathcal{K}}$ by \mathfrak{C} .

(i) Let us consider a sequence $(\varphi_\ell)_{\ell \in \mathbb{N}}$ in \mathcal{K} with $\varphi_\ell \rightarrow \varphi$ in $H^1(M)$. Outside of some \mathfrak{m} -zero set $M_0 \subset M$, the convergence $\varphi_\ell \rightarrow \varphi$ will also be pointwise. Choose a countable set $\{y_i\}_{i \in \mathbb{N}}$ in $M \setminus M_0$, dense in M , and for $j \in \mathbb{N}$ define $\mathfrak{C}_j(\psi) : M \rightarrow \mathbb{R}$ for $\psi \in \mathcal{K}$ by $\mathfrak{C}_j(\psi)(x) = - \inf_{i=1, \dots, j} [\frac{1}{2}d^2(x, y_i) + \psi(y_i)]$. Then for each $j \in \mathbb{N}$ as $\ell \rightarrow \infty$

$$\mathfrak{C}_j(\varphi_\ell) \rightarrow \mathfrak{C}_j(\varphi)$$

pointwise on M . For each $\varepsilon > 0$ choose $j = j(\varepsilon) \in \mathbb{N}$ such that the set $\{y_i\}_{i=1, \dots, j(\varepsilon)}$ is an ε -covering of the compact space M . Then

$$\begin{aligned} |\mathfrak{C}_j(\psi)(x) - \mathfrak{C}(\psi)(x)| &\leq \sup_{y \in M} \inf_{i=1, \dots, j} \left| \frac{1}{2}d^2(x, y) - \frac{1}{2}d^2(x, y_i) + \psi(y) - \psi(y_i) \right| \\ &\leq \sup_{y \in M} \inf_{i=1, \dots, j} 2D \cdot d(y, y_i) \leq 2D\varepsilon \end{aligned}$$

uniformly in $x \in M$ and $\psi \in \mathcal{K}$. Recall that each $\psi \in \mathcal{K}$ is Lipschitz continuous with Lipschitz constant D . The uniform convergence of $\mathfrak{C}_j \rightarrow \mathfrak{C}$ together with the previous pointwise convergence $\mathfrak{C}_j(\varphi_\ell) \rightarrow \mathfrak{C}_j(\varphi)$ implies

$$\mathfrak{C}(\varphi_\ell) \rightarrow \mathfrak{C}(\varphi)$$

as $\ell \rightarrow \infty$ pointwise on M and thus also in $L^2(M)$.

(ii) It remains to prove that $\mathfrak{C}(\varphi_\ell) \rightarrow \mathfrak{C}(\varphi)$ in H^1 as $\ell \rightarrow \infty$. For this purpose, we choose a constant A and cover M by finitely many open U_1, \dots, U_k such that for each $j = 1, \dots, k$,

- $\text{Hess}_x d^2(x, y) \leq A \text{Id}$ for all $x, y \in M$
- $\text{Hess}_x d^2(x, z) \geq \text{Id}$ for all $x, z \in U_j$
- there exists geodesic vector fields X_1, \dots, X_n on U_j which at each $x \in U_j$ span the tangent space $T_x M$.

Let us fix $j = 1, \dots, k$ and a ('reference') point $z \in U_j$. For $\psi \in \mathcal{K}$, define

$$\bar{\psi}(x) := \psi(x) + A d^2(x, z).$$

Then $\bar{\psi}$ is *convex* on U_j . Indeed, since $\psi(x) = \sup_{y \in M} [-\frac{1}{2}d^2(x, y) - \psi^c(y)]$ and due to our assumptions,

$$\text{Hess}_x \bar{\psi}(x) \geq \inf_{y \in M} \text{Hess}_x \left[-\frac{1}{2}d^2(x, y) \right] + A \text{Hess}_x d^2(x, z) \geq 0$$

for every $x \in U_j$.

(iii) To simplify notation, we write $\Phi_\ell := \mathfrak{C}_j(\varphi_\ell) + A d^2(\cdot, z)$ and $\Phi := \mathfrak{C}_j(\varphi) + A d^2(\cdot, z)$ for given φ_ℓ and φ as above. It suffices to prove that $\Phi_\ell \rightarrow \Phi$ in $H^1(U_j)$ as $\ell \rightarrow \infty$ where all the Φ_ℓ and Φ are convex and D -Lipschitz continuous functions on U_j with $\Phi_\ell \rightarrow \Phi$ pointwise as $\ell \rightarrow \infty$. The convergence $\Phi_\ell \rightarrow \Phi$ in $H^1(U_j)$ will follow from the convergence $X_i \Phi_\ell \rightarrow X_i \Phi$ in L^2 for each $i = 1, \dots, n$.

To deduce the latter, let us fix i . The geodesic vector field X_i provides a decomposition of U_j into geodesics. More precisely, there exists an open set $\Omega \subset \mathbb{R}^{n-1}$, open intervals I_ω , and unit speed geodesics $\gamma_\omega : I_\omega \rightarrow U_j$ such that

$$U_j = \bigcup_{\omega \in \Omega} \gamma_\omega(I_\omega).$$

Without restriction, $I_\omega = (-\delta, \delta) =: I$ for all ω and some $\delta > 0$. Thus, U_j can be identified with the set $\Omega \times (-\delta, \delta) \subset \mathbb{R}^n$.

(iv) For any $\omega \in \Omega$ now consider the functions

$$\Phi_\omega := \Phi \circ \gamma_\omega : I \rightarrow U_j, \quad \Phi_{\ell,\omega} := \Phi_\ell \circ \gamma_\omega : I \rightarrow U_j.$$

Each of them is convex and D -Lipschitz continuous. For $x \in U_j$, parametrized as $x = (\omega, t) \in \Omega \times (-\delta, \delta)$,

$$X_j \Phi(x) = \frac{\partial}{\partial t} \Phi_\omega(t) =: \Phi'_\omega(t), \quad X_i \Phi_\ell(x) = \frac{\partial}{\partial t} \Phi_{\ell,\omega}(t) =: \Phi'_{\ell,\omega}(t).$$

Pointwise convergence $\Phi_{\ell,\omega}(t) \rightarrow \Phi_\omega(t)$ as $\ell \rightarrow \infty$ and convexity of both $\Phi_{\ell,\omega}$ and Φ_ω thus imply that for every ω and every t under consideration,

$$\begin{aligned} \limsup_{\ell \rightarrow \infty} \Phi'_{\ell,\omega}(t) &\leq \limsup_{\ell \rightarrow \infty} \frac{1}{\epsilon} [\Phi_{\ell,\omega}(t + \epsilon) - \Phi_{\ell,\omega}(t)] \\ &= \frac{1}{\epsilon} [\Phi_\omega(t + \epsilon) - \Phi_\omega(t)] \leq \Phi'_\omega(t + \epsilon) \end{aligned}$$

for every $\epsilon > 0$, and analogously,

$$\liminf_{\ell \rightarrow \infty} \Phi'_{\ell,\omega}(t) \geq \Phi'_\omega(t - \epsilon).$$

Since $\lim_{\epsilon \rightarrow 0} \Phi'_\omega(t + \epsilon) - \Phi'_\omega(t - \epsilon) = 0$ for \mathcal{L}^1 -a.e. $t \in I$ by convexity of Φ_ω , it follows that for \mathcal{L}^1 -a.e. $t \in I$,

$$\lim_{\ell \rightarrow \infty} \Phi'_{\ell,\omega}(t) \text{ exists and coincides with } \Phi'_\omega(t).$$

In other words, for every $\omega \in \Omega$ and \mathcal{L}^1 -a.e. $t \in I$,

$$X_i \Phi_\ell(\omega, t) \rightarrow X_i \Phi(\omega, t) \text{ as } \ell \rightarrow \infty.$$

Thus, in particular, for \mathfrak{m} -a.e. $x \in U_j$,

$$X_i \Phi_\ell(x) \rightarrow X_i \Phi(x) \text{ as } \ell \rightarrow \infty$$

which in turn implies the requested L^2 -convergence since all functions under consideration are bounded by D . \square

Theorem 2.7. *The conjugation map*

$$\mathfrak{C}_{\mathcal{P}} : \mathcal{P} \rightarrow \mathcal{P}$$

is continuous (with respect to the weak topology).

Proof. Let us first prove continuity of the conjugation map $\mathfrak{C}_{\tilde{\mathcal{K}}} : \tilde{\mathcal{K}} \rightarrow \tilde{\mathcal{K}}$ (with respect to the \tilde{H}^1 -norm on $\tilde{\mathcal{K}}$). Indeed, this follows from the previous continuity result together with the facts that the embedding $H^1 \rightarrow \tilde{H}^1$, $\varphi \mapsto \tilde{\varphi} = \{\varphi + c : c \in \mathbb{R}\}$ is continuous (trivial fact) and that the map $\tilde{H}^1 \rightarrow H^1$, $\tilde{\varphi} = \{\varphi + c : c \in \mathbb{R}\} \mapsto \varphi - \int_M \varphi d\mathfrak{m}$ is continuous (consequence of Poincaré inequality).

This in turn implies, due to Lemma 2.5, that the conjugation map

$$\mathfrak{C}_{\mathcal{P}} : \mathcal{P} \rightarrow \mathcal{P}$$

is continuous (with respect to the weak topology). \square

Remark 2.8. As a corollary, we obtain that the conjugation map $\mathfrak{C}_{\mathcal{G}} : \mathcal{G} \rightarrow \mathcal{G}$ is continuous as well.

In dimension $n = 1$, the conjugation map $\mathfrak{C}_{\mathcal{G}}$ is even an isometry from \mathcal{G} , equipped with the L^1 -metric, into itself.

2.3 Conjugate Measures

Lemma 2.9. *Assume that \mathbf{M} is the n -sphere or the n -torus. Then for every $z \in \mathbf{M}$ there exists a unique maximizer $z^\mathfrak{c}$ of $x \mapsto \mathbf{d}(x, z)$. The pair $z, z^\mathfrak{c}$ is conjugate in the sense that it satisfies for all $y \in \mathbf{M}$,*

$$\sup_{x \in \mathbf{M}} [\mathbf{d}^2(x, z) - \mathbf{d}^2(x, y)] = \mathbf{d}^2(z, z^\mathfrak{c}) - \mathbf{d}^2(y, z^\mathfrak{c}). \quad (2)$$

Proof. In the case of the sphere, each of the points x and y lies on a geodesic from z to $z^\mathfrak{c}$. For given y , the quantity

$$\mathbf{d}^2(x, z) + \mathbf{d}^2(y, z^\mathfrak{c}) - \mathbf{d}^2(x, y) \quad (3)$$

will be maximized among all x with fixed distance from z if x lies on the same geodesic as y . If x lies on the same geodesic as y , then the above quantity (3) will be maximized for $x = z^\mathfrak{c}$.

In the case of the torus, we may assume that $z = (0, \dots, 0) \in (-\frac{1}{2}, \frac{1}{2}]^n$, that $z^\mathfrak{c} = (\frac{1}{2}, \dots, \frac{1}{2})$, and that $y \in (0, \frac{1}{2}]^n$. To maximize the quantity (3), the point x has to lie in the same subcube as y , i.e. $x \in (0, \frac{1}{2}]^n$. But then all distance under consideration are just the distances of the ambient \mathbb{R}^n . Thus in this case,

$$|x - z|^2 + |y - z^\mathfrak{c}|^2 - |x - y|^2 - |z - z^\mathfrak{c}|^2 = 2(x - z^\mathfrak{c}) \cdot (y - z) \leq 0$$

and of course equality holds for the choice $x = z^\mathfrak{c}$. \square

Proposition 2.10. *Assume that \mathbf{M} is the n -sphere or the n -torus. Then for every $z \in \mathbf{M}$,*

$$(\delta_z)^\mathfrak{c} = \delta_{z^\mathfrak{c}}. \quad (4)$$

Proof. For every $z \in \mathbf{M}$, the function $\varphi = -\mathbf{d}^2(., z)/2$ is the Brenier potential for the Dirac mass at z , i.e.

$$\delta_z = \exp \left(-\nabla \mathbf{d}^2(., z)/2 \right)_* m.$$

According to the previous lemma,

$$\varphi^\mathfrak{c} = -\mathbf{d}^2(., z^\mathfrak{c})/2 + \text{const.}$$

Thus

$$(\delta_z)^\mathfrak{c} = \exp \left(-\nabla \mathbf{d}^2(., z^\mathfrak{c})/2 \right)_* m = \delta_{z^\mathfrak{c}}. \quad \square$$

Lemma 2.11. *Let $\mu = g_* \mathbf{m} \in \mathcal{P}$ and $\nu = \mu^\mathfrak{c} = f_* \mathbf{m}$ with $g = \exp(\nabla \varphi)$ and $f = \exp(\nabla \varphi^\mathfrak{c})$ for some \mathfrak{c} -convex φ . Assume that μ is absolutely continuous with density $\eta = \frac{d\mu}{d\mathbf{m}} > 0$ a.s.*

(i) *Then*

$$f(g(x)) = g(f(x)) = x \quad \text{for } \mathbf{m}\text{-a.e. } x \in \mathbf{M}.$$

(ii) *Furthermore, ν is absolutely continuous with density $\rho = \frac{d\nu}{d\mathbf{m}} > 0$ a.s. and*

$$\eta(x) = \frac{1}{\rho(f(x))}, \quad \rho(x) = \frac{1}{\eta(g(x))} \quad \text{for } \mathbf{m}\text{-a.e. } x \in \mathbf{M}.$$

Proof. (i) Absolute continuity of μ implies that there exists an optimal transport map which forwards it to \mathfrak{m} . Indeed, this will be the map $f = \exp(\nabla\varphi)$. In particular, φ will be differentiable μ -a.e. Positivity of the Radon-Nikodym density implies that the differentiability of φ holds \mathfrak{m} -a.e.

By optimality of g and f for the transports $\mathfrak{m} \rightarrow \mu$ and $\mu \rightarrow \mathfrak{m}$, they will also be optimal for any sub-transport of these transports. Thus for every measurable $A \subset \mathbf{M}$,

$$f(g(x)) \in A \text{ for } \mathfrak{m}\text{-a.e. } x \in A.$$

Hence, $f(g(x)) = x$ for \mathfrak{m} -a.e. $x \in \mathbf{M}$. Interchanging the roles of f and g yields the second identity.

(ii) [[St11, Prop. 3.3]]. □

2.4 Entropy of Conjugate Measures

Definition 2.12. *The relative entropy of a probability measure $\mu \in \mathcal{P}(\mathbf{M})$ w.r.t. the reference measure \mathfrak{m} is given by*

$$\text{Ent}(\mu \mid \mathfrak{m}) := \begin{cases} \int_{\mathbf{M}} \eta \log \eta \, d\mathfrak{m}, & \text{if } \mu \ll \mathfrak{m} \text{ with } \eta := \frac{d\mu}{d\mathfrak{m}} \\ +\infty, & \text{else.} \end{cases}$$

It is also known under the name Boltzmann entropy or Shannon entropy or Kullback-Leibler divergence.

A key observation now is that under the conjugation map, the role of the measures μ and \mathfrak{m} in the relative entropy will be exchanged. (Recall that $\mathfrak{m}^c = \mathfrak{m}$.)

Theorem 2.13. *For every $\mu \in \mathcal{P}(\mathbf{M})$,*

$$\text{Ent}(\mu \mid \mathfrak{m}) = \text{Ent}(\mathfrak{m} \mid \mu^c).$$

Proof. (i) Let us first remark the well-known fact that both functions $\mu \mapsto \text{Ent}(\mu \mid \mathfrak{m})$ and $\mu \mapsto \text{Ent}(\mathfrak{m} \mid \mu)$ are lower semicontinuous, and secondly observe that both of them are decreasing under the heat flow $t \mapsto \mu_t := P_t \mu = \eta_t \mathfrak{m}$. Indeed,

$$\begin{aligned} \text{Ent}(\mu_t \mid \mathfrak{m}) - \text{Ent}(\mu \mid \mathfrak{m}) &= -4 \int_0^t \int_{\mathbf{M}} |\nabla \sqrt{\eta_t}|^2 \leq 0, \\ \text{Ent}(\mathfrak{m} \mid \mu_t) - \text{Ent}(\mathfrak{m} \mid \mu) &= - \int_0^t \int_{\mathbf{M}} |\nabla \log \eta_t|^2 \leq 0. \end{aligned}$$

Thus in particular

$$\lim_{t \rightarrow 0} \text{Ent}(\mu_t \mid \mathfrak{m}) = \text{Ent}(\mu \mid \mathfrak{m}), \quad \lim_{t \rightarrow 0} \text{Ent}(\mathfrak{m} \mid \mu_t) = \text{Ent}(\mathfrak{m} \mid \mu). \quad (5)$$

(ii) Observe that μ_t for each $t > 0$ is absolutely continuous w.r.t. \mathfrak{m} and the density η_t is bounded from above and away from 0. We claim that

$$\text{Ent}(\mathfrak{m} \mid \mu_t) = \text{Ent}((\mu_t)^c \mid \mathfrak{m}). \quad (6)$$

Indeed,

$$\text{Ent}(\mathfrak{m} \mid \mu_t) = \int \log \frac{1}{\eta_t} \, d\mathfrak{m} = \int \log \rho_t \circ f_t \, d\mathfrak{m} = \int \log \rho_t \, d(\mu_t)^c = \text{Ent}((\mu_t)^c \mid \mathfrak{m})$$

(where the notation follows Lemma 2.11, in particular, $\mu_t = \eta_t \mathbf{m}$, $(\mu_t)^c = (f_t)_* \mathbf{m} = \rho_t \mathbf{m}$).

Taking into account the second assertion in (5), the lower semicontinuity of $\mu \mapsto \text{Ent}(\mu \mid \mathbf{m})$, and the fact that $(\mu_t)^c \rightarrow \mu^c$, we obtain

$$\text{Ent}(\mathbf{m} \mid \mu) = \lim_{t \rightarrow 0} \text{Ent}(\mathbf{m} \mid \mu_t) = \lim_{t \rightarrow 0} \text{Ent}((\mu_t)^c \mid \mathbf{m}) \geq \text{Ent}(\mu^c \mid \mathbf{m}). \quad (7)$$

(iii) Our next claim is

$$\text{Ent}(\mu_t \mid \mathbf{m}) = \text{Ent}(\mathbf{m} \mid (\mu_t)^c).$$

This can be proven in the same manner as the previous (6). Alternatively, we can refer to [St11, Cor. 3.4]. Taking into account the first assertion in (5), the lower semicontinuity of $\mu \mapsto \text{Ent}(\mathbf{m} \mid \mu)$, and the fact that $(\mu_t)^c \rightarrow \mu^c$, we now obtain

$$\text{Ent}(\mu \mid \mathbf{m}) = \lim_{t \rightarrow 0} \text{Ent}(\mu_t \mid \mathbf{m}) = \lim_{t \rightarrow 0} \text{Ent}(\mathbf{m} \mid (\mu_t)^c) \geq \text{Ent}(\mathbf{m} \mid \mu^c). \quad (8)$$

(iv) Applying this estimate to μ^c in the place of μ yields

$$\text{Ent}(\mu^c \mid \mathbf{m}) \geq \text{Ent}(\mathbf{m} \mid \mu).$$

Together with (7), this proves the claim. \square

2.5 Support Properties of Conjugate Measures

Definition 2.14. *We say that the Riemannian compactum \mathbf{M} is conjugation regular if for every $z \in \mathbf{M}$, $\rho \in \mathcal{P}(\mathbf{M})$ and $\lambda \in (0, 1)$ there exists an open set $U \subset \mathbf{M}$ with $\mathbf{m}(U) = \lambda$ such that the optimal transport map T for the transport from \mathbf{m} to*

$$\mu := \lambda \delta_z + (1 - \lambda) \rho$$

satisfies $T(x) = z$ for every $x \in U$, and the conjugate measure μ^c does not charge U , i.e.

$$\mu^c(U) = 0.$$

Theorem 2.15. *The following spaces are conjugation regular:*

- every convex Euclidean compactum,
- the n -torus,
- the n -sphere.

Proof. For convex Euclidean compacta, see [St11, Lemma 4.1]. For the torus and the sphere, the claim will be proven in the next subsections as Propositions 2.19 and 2.22. \square

Conjecture 2.16. *Every closed Riemannian manifold is conjugation regular*

Theorem 2.17. *Assume that \mathbf{M} is conjugation regular. Then for every $\mu \in \mathcal{P}(\mathbf{M})$:*

- (i) *If μ is discrete then the topological support of μ^c is a \mathbf{m} -zero set. In particular, μ^c has no \mathbf{m} -absolutely continuous part.*
- (ii) *If μ has full topological support then μ^c has no atoms.*

Proof. (i) Assume that μ is discrete, say $\mu = \sum_{i=1}^{\infty} \lambda_i \delta_{z_i}$. Then according to the previous Lemma, there exist disjoint open sets $U_i \subset M$ with $\mathbf{m}(U_i) = \lambda_i$ and the conjugate measure μ^c is supported by the closed \mathbf{m} -null set $M \setminus \bigcup_i U_i$. Thus it can not have an absolutely continuous part.

(ii) To prove the second assertion, assume that μ^c has an atom, say $\mu^c = \lambda \delta_z + (1 - \lambda)\rho$. Then according to the previous Lemma (applied to μ^c in the place of μ), an open set $U \subset M$ with $\mathbf{m}(U) = \lambda$ exists such that the conjugate measure $\mu = (\mu^c)^c$ is supported on $M \setminus U$ and thus does not have full topological support. \square

2.6 Conjugation Regularity of the Torus

Throughout this subsection, let $M = \mathbb{R}^n / \mathbb{Z}^n$ be the n -torus, occasionally identified with the set $[-1/2, 1/2]^n \subset \mathbb{R}^n$.

Lemma 2.18. *Given two points $z, y \in \mathbb{R}^n / \mathbb{Z}^n$ and $\gamma \in \mathbb{R}$ put*

$$\begin{aligned} U &:= \{x \in \mathbb{R}^n / \mathbb{Z}^n : d^2(x, z) < d^2(x, y) + \gamma\} \\ A &:= \{x \in \mathbb{R}^n / \mathbb{Z}^n : d^2(x, z) \leq d^2(x, y) + \gamma\}. \end{aligned}$$

Then there exists a convex polyhedron $K \subset [-1/2, 1/2]^n \subset \mathbb{R}^n$ such that

$$\pi(K) = A, \quad \pi(K^o) = U$$

under the quotient map $\pi : \mathbb{R}^n \rightarrow \mathbb{R}^n / \mathbb{Z}^n$ with $\pi(0) = z$.

Note that the set A is not necessarily convex w.r.t. the metric on the torus.

Proof. Without restriction $z = 0$ and $y \in [0, \frac{1}{2}]^2$. Indeed, we even assume $y \in (0, \frac{1}{2}]^2$ and leave the remaining case as an exercise to the reader.

The projection map will be suppressed in the notation, that is, we identify points in the torus with points in \mathbb{R}^n . To express the torus-distance in terms of the Euclidean distance, we need 2^n copies of y :

$$y^\sigma := y - \sigma, \quad \sigma \in \{0, 1\}^n,$$

and we decompose $[-1/2, 1/2]^n$ into 2^n subsets (disjoint up to \mathbf{m} -zero sets):

$$R_\sigma := \prod_{i=1}^n J_{i, \sigma_i}, \quad J_{i,0} := [-1/2, -1/2 + y_i], \quad J_{i,1} := [-1/2 + y_i, 1/2].$$

Then

$$d(x, y) = |x - y^\sigma| \quad \forall x \in R_\sigma, \sigma \in \{0, 1\}^n$$

whereas

$$d(x, z) = |x - z| \quad \forall x \in [-1/2, 1/2]^n.$$

Furthermore, define closed half-spaces

$$H_\sigma := \{x \in \mathbb{R}^n : 2x \cdot y^\sigma \leq |y^\sigma|^2 + \gamma\}$$

with boundaries given by $(n - 1)$ -dimensional hyperplanes

$$L_\sigma := \{x \in \mathbb{R}^n : 2x \cdot y^\sigma = |y^\sigma|^2 + \gamma\}.$$

Then for $\sigma \in \{0, 1\}^n$ and $x \in R_\sigma$,

$$x \in K \iff x \in H_\sigma, \quad x \in \partial K \iff x \in L_\sigma.$$

Thus the set K is the union of the 2^n convex polyhedrons $K_\sigma := R_\sigma \cap H_\sigma$, $\sigma \in \{0, 1\}^n$.

It remains to prove that the set K is convex. The crucial argument for doing so, is that for any pair of ‘neighboring’ polyhedrons R_σ and R_τ with separating hyperplane V_i , the hyperplane L_σ intersects V_i in exactly the same $(n-2)$ -plane as does the hyperplane L_τ . More in detail: For $i = 1, \dots, n$ define $(n-1)$ -dimensional hyperplanes by $V_i := \{x : x_i = y_i - 1/2\}$. Then obviously $R_\sigma \cap R_\tau = V_i$ for all $\sigma, \tau \in \{0, 1\}^n$ with $\sigma_i \neq \tau_i$ and $\sigma_j = \tau_j$ ($\forall j \neq i$), and straightforward calculations show that

- $L_\sigma \cap L_\tau \subset V_i$
- $L_\sigma \cap V_i = L_\tau \cap V_i = L_\sigma \cap L_\tau$.

Thus the set $K_\sigma \cap K_\tau$ is convex. Iterating this argument to deal with chains of neighboring K_σ ’s (and making use of a continuity argument to deal with transitions between non-neighboring K_σ ’s) yields the convexity of $K_\sigma \cap K_\tau$ for arbitrary $\sigma, \tau \in \{0, 1\}^n$ and thus finally the convexity of

$$K = \bigcup_{\sigma \in \{0, 1\}^n} K_\sigma.$$

□

Proposition 2.19. *Let \mathbf{M} be the n -torus and let $\mu = \lambda \delta_z + (1 - \lambda)\rho$ for some $z \in \mathbf{M}, \rho \in \mathcal{P}(\mathbf{M})$ and $\lambda \in (0, 1)$.*

Then there exists an open set $U \subset \mathbf{M}$ with $\mathbf{m}(U) = \lambda$ such that the optimal transport map $T = \exp(\nabla \varphi)$ for the transport from \mathbf{m} to μ is well-defined and unique at every point of U and satisfies $T(x) = z$ for every $x \in U$, and the conjugate measure μ^c does not charge U , i.e.

$$\mu^c(U) = 0.$$

Proof. (i) Without restriction, we may assume that $\rho(\{z\}) = 0$. Let φ be the optimal \mathbf{c} -convex potential (unique up to additive constants) for the transport from \mathbf{m} to μ and let $\Gamma := \{(x, y) : -\varphi(x) - \varphi^c(y) = \frac{1}{2}\mathbf{d}^2(x, y)\}$ denote the contact set (or \mathbf{c} -subdifferential). Let Y be a countable dense subset of $\mathbf{M} \setminus \{z\}$. Then by continuity

$$\varphi(x) = \sup_{y \in \mathbf{M}} \varphi_y(x) = \sup_{y \in Y} \varphi_y(x)$$

where $\varphi_y(x) := -\varphi^c(z) - \frac{1}{2}\mathbf{d}^2(x, y)$.

Then a necessary condition for a point $x \in \mathbf{M}$ to be transported to z is lying in

$$K := \{\varphi_z = \varphi\} = \bigcap_{y \in Y} \{\varphi_z \geq \varphi_y\} = \bigcap_{y \in Y} K_y.$$

On the other hand, a necessary condition for a point $x \in \mathbf{M}$ to be transported to z is lying in

$$\tilde{U} := \bigcap_{y \in Y} \{\varphi_z > \varphi_y\} = \bigcap_{y \in Y} U_y.$$

According to the previous Lemma

$$\begin{aligned} U_y &:= \{\varphi_z > \varphi_y\} = \{d^2(x, z) < d^2(x, y) + 2\varphi^c(y) - 2\varphi^c(z)\} \\ K_y &:= \{\varphi_z \geq \varphi_y\} = \{d^2(x, z) \leq d^2(x, y) + 2\varphi^c(y) - 2\varphi^c(z)\} \end{aligned}$$

are (projections of) convex polyhedrons in \mathbb{R}^n (open or closed, resp.). Since $\mathbf{m}(K_y \setminus U_y) = 0$ for all $y \in Y$, we have $\mathbf{m}(K \setminus \tilde{U}) = 0$ and thus

$$\mathbf{m}(K) = \lambda.$$

Since K (regarded as subset of \mathbb{R}^n) is convex, $\mathbf{m}(\partial K) = 0$ and thus $U := K \setminus \partial K$ is the requested convex open set with $\mathbf{m}(U) = \lambda$ and such that the optimal transport map T for the transport from \mathbf{m} to μ maps U onto z . More precisely, we firstly conclude that $T(x) = \exp_x(\nabla\varphi(x)) = z$ for \mathbf{m} -a.e. $x \in U$. Since φ is semiconvex, it then follows that $T(x) = z$ for all $x \in U$.

(ii) By general principles, the contact set Γ is a \mathbf{c} -cyclically monotone set. Now assume that $\exists y \neq z, x \in U$ such that $(x, y) \in \Gamma$. In order to derive a contradiction from this, we again use the geometric concepts and notations from the previous Lemma. Without restriction, we assume $z = 0$, $y \in (0, \frac{1}{2}]^2$, and decompose $[-1/2, 1/2]^n$ into the 2^n subsets $R_\sigma := \prod_{i=1}^n J_{i, \sigma_i}$ (disjoint up to \mathbf{m} -zero sets) such that $d(x, y) = |x - y^\sigma|$ for $x \in R_\sigma$.

Given z, y, σ and x as above, choose $w \in U \cap R_\sigma$ such that $\langle x - w, z - y \rangle > 0$ (which is always possible since U is open). Then

$$\left[d^2(x, y) + d^2(w, z) \right] - \left[d^2(x, z) + d^2(w, y) \right] = \langle x - w, y - z \rangle < 0$$

which contradicts the \mathbf{c} -cyclic monotonicity and thus the optimality of the coupling. Thus for all $x \in U$,

$$\{y : (x, y) \in \Gamma\} = \{z\}.$$

Since the optimal coupling q for the transport from μ^c to \mathbf{m} is supported by Γ , it follows

$$q(U \times (\mathbf{M} \setminus \{z\})) \leq q(\mathbf{M}^2 \setminus \Gamma) = 0.$$

Furthermore, $q(U \times \{z\}) \leq q(\mathbf{M} \times \{z\}) = \mathbf{m}(\{z\}) = 0$ and thus finally

$$\mu^c(U) = q(U \times \mathbf{M}) = 0.$$

□

2.7 Conjugation Regularity of the Sphere

Throughout this subsection, let $\mathbf{M} = \mathbb{S}^n$ be the n -torus identified with the set $\{x \in \mathbb{R}^{n+1} : |x| = 1\}$, fix $z \in \mathbf{M}$, and denote its antipodal point by z^c . Put $\mathbf{M}_\epsilon := B_{\pi-\epsilon}(z) = \mathbf{M} \setminus \overline{B}_\epsilon(z^c)$.

Lemma 2.20. *For every $\epsilon > 0$ there exists a constant $C = C_\epsilon$ such that for all $y \in \mathbb{S}^n$ the function $V(x) := d^2(x, y) - d^2(x, z)$ satisfies*

$$(i) \quad \frac{1}{C} d(y, z) \leq |\nabla_x V(x)| \leq 4\pi \text{ for } x \in \mathbf{M}_\epsilon.$$

$$(ii) \quad \langle \xi, \nabla_{xx} V(x) \xi \rangle \geq -C d(y, z) \text{ for } x \in \mathbf{M}_\epsilon \text{ and } \xi \in T_x \mathbb{S}^n \text{ with } |\xi| = 1.$$

Proof. (i) The upper bound follows trivially from $d(x, \cdot) \leq \pi$. For the lower bound, we consider three cases:

(a) If $x \in B_{\pi-\epsilon}(z) \cap B_{\pi-\epsilon/4}(y)$ then the lower bound with $c_\epsilon := \frac{\pi-\epsilon/4}{\sin(\pi-\epsilon/4)}$ (for $\epsilon < \pi/2$) follows from distance comparison for the two geodesics emanating from x with tangents $\nabla_x d^2(x, y)$ and $\nabla_x d^2(x, z)$, resp.

(b) If $d(y, z) \leq \frac{3}{4}\epsilon$ (or equivalently, $d(y^\epsilon, z^\epsilon) \leq \frac{3}{4}\epsilon$) and $d(x, z^\epsilon) > \epsilon$ then $d(x, y^\epsilon) > \frac{1}{4}\epsilon$ and thus we are back in case (a).

(c) If $d(y, z) > \frac{3}{4}\epsilon$ (or equivalently, $d(y^\epsilon, z^\epsilon) > \frac{3}{4}\epsilon$) and $d(x, y^\epsilon) \leq \frac{1}{4}\epsilon$ then $d(x, z^\epsilon) > \frac{1}{2}\epsilon$. Therefore

$$\begin{aligned} |\nabla_x d^2(x, y)| &= 2 |d(x, y)| \geq 2(\pi - \frac{1}{4}\epsilon), \\ |\nabla_x d^2(x, z)| &= 2 |d(x, z)| < 2(\pi - \frac{1}{2}\epsilon) \end{aligned}$$

and thus

$$|\nabla_x d^2(x, y) - \nabla_x d^2(x, z)| > \frac{1}{4}\epsilon.$$

(ii) Recall that the Hessian $\nabla_{xx} d^2(x, w)$ of the squared distance function has eigenvalues 2 and $2 \frac{r \cos r}{\sin r} \in (-\infty, 2]$ with $r := d(x, w)$, the latter with multiplicity $n - 1$. Thus for every $y \in M$, every $x \in M_\epsilon$, and every $\xi \in T_x S^n$ with $|\xi| = 1$,

$$\langle \xi, (\nabla_{xx} d^2(x, z) - \nabla_{xx} d^2(x, y)) \xi \rangle \geq 2 \frac{d(x, z) \cos d(x, z)}{\sin d(x, z)} - 2 \geq -2\pi \cot \epsilon =: -C^*.$$

Moreover, for every $x \in S^n \setminus \{z^\epsilon\}$ and every $\xi \in T_x S^n$,

$$\langle \xi, \nabla_{xx} d^2(x, z) \xi \rangle = \langle \xi^z, \nabla_{zz} d^2(x, z) \xi^z \rangle$$

where $\xi^z \in T_z S^n$ denotes the parallel transport of $-\xi$ along the minimal geodesic connecting x and z . Analogously, with y in the place of z . Thus for $x \in S^n \setminus \{z^\epsilon, y^\epsilon\}$

$$\begin{aligned} \langle \xi, (\nabla_{xx} d^2(x, z) - \nabla_{xx} d^2(x, y)) \xi \rangle \\ = \langle \xi^z, \nabla_{zz} d^2(x, z) \xi^z \rangle - \langle \xi^y, \nabla_{yy} d^2(x, y) \xi^y \rangle. \end{aligned}$$

For y close to z we can parallel transport the vector ξ^y and the bilinear form ∇_{yy} to $T_z S^n$ and thus obtain

$$\begin{aligned} \langle \xi, (\nabla_{xx} d^2(x, z) - \nabla_{xx} d^2(x, y)) \xi \rangle \\ = \langle \xi^z - \tilde{\xi}^y, \nabla_{zz} d^2(x, z) \xi^z + \tilde{\nabla}_{yy} d^2(x, y) \tilde{\xi}^y \rangle \\ + \langle \xi^z, (\nabla_{zz} d^2(x, z) - \tilde{\nabla}_{yy} d^2(x, y)) \xi^z \rangle. \end{aligned}$$

For $y \in B_{\epsilon/2}(z)$ and $x \in M_\epsilon$ (which implies $d(x, y^\epsilon) > \epsilon/2$), the eigenvalues of $\nabla_{zz} d^2(x, z)$ and $\tilde{\nabla}_{yy} d^2(x, y)$ are bounded in modulus by $2\pi \cot(\epsilon/2)$ and the eigenvalues of $\nabla_{zz} d^2(x, z) - \tilde{\nabla}_{yy} d^2(x, y)$ are bounded in modulus by $C d(x, y)$ for some constant C . Furthermore, $|\xi^z - \tilde{\xi}^y| \leq C' d(x, y)$. Thus

$$\langle \xi, (\nabla_{xx} d^2(x, z) - \nabla_{xx} d^2(x, y)) \xi \rangle \geq -C'' d(x, y)$$

for every $\xi \in T_x S^n$ with $|\xi| = 1$. □

Lemma 2.21. *For every $\epsilon > 0$ there exists a constant $C = C_\epsilon$ such that for every $y \in \mathbb{S}^n$ and every $\gamma \in \mathbb{R}$ the boundary ∂U of the set*

$$U := U_\epsilon(y) := \{x \in \mathbb{S}^n : d^2(x, z) < d^2(x, y) + \gamma\} \cap M_\epsilon$$

has second fundamental form bounded from below by $-C$:

$$\Pi_{\partial U}(\xi, \xi) \geq -C |\xi|^2 \quad \forall \xi \in T\partial U.$$

Proof. Given z and y as above, put $V(x) = d^2(x, y) - d^2(x, z) + \gamma$. Then

$$\partial U = (\{V = 0\} \cap M_\epsilon) \cup (\{V \geq 0\} \cap \partial M_\epsilon).$$

For $x \in \{V = 0\} \cap M_\epsilon$ and $\xi \in T_x \partial U$ with $|\xi| = 1$,

$$\Pi_{\partial U}(\xi, \xi) = \frac{\langle \xi, \nabla^2 V(x) \xi \rangle}{|\nabla V(x)|} \geq -C^2$$

according to the previous Lemma. Furthermore, the second fundamental form of $\partial M_\epsilon = \partial B_\epsilon(z^\epsilon)$ is bounded from below by $-\frac{1}{\epsilon}$. Thus the claim follows by the \cap -stability of lower bounds for the second fundamental form of boundaries. \square

Proposition 2.22. *Let M be the n -sphere and let $\mu = \lambda \delta_z + (1 - \lambda) \rho$ for some $z \in M, \rho \in \mathcal{P}(M)$ and $\lambda \in (0, 1)$.*

Then there exists an open set $U \subset M$ with $m(U) = \lambda$ such that the optimal transport map $T = \exp(\nabla \varphi)$ for the transport from m to μ is well-defined and unique at every point of U and satisfies $T(x) = z$ for every $x \in U$, and the conjugate measure μ^ϵ does not charge U , i.e.

$$\mu^\epsilon(U) = 0.$$

Proof. We follow the argumentation of the proof for Proposition 2.19.

(i) Again, a necessary condition for a point $x \in M$ to be transported to z is lying in

$$K := \{\varphi_z = \varphi\} = \bigcap_{y \in Y} \{\varphi_z \geq \varphi_y\} = \bigcap_{y \in Y} K(y),$$

and a necessary condition for a point $x \in M$ to be transported to z is lying in

$$\tilde{U} := \bigcap_{y \in Y} \{\varphi_z > \varphi_y\} = \bigcap_{y \in Y} U(y)$$

where

$$\begin{aligned} U(y) &:= \{x \in \mathbb{S}^n : d^2(x, z) < d^2(x, y) + 2\varphi^\epsilon(y) - 2\varphi^\epsilon(z)\} \\ K(y) &:= \{x \in \mathbb{S}^n : d^2(x, z) \leq d^2(x, y) + 2\varphi^\epsilon(y) - 2\varphi^\epsilon(z)\}. \end{aligned}$$

According to the previous Lemma, for every $\epsilon > 0$ each of the sets

$$U_\epsilon(y) := U(y) \cap M_\epsilon$$

is semiconvex: the second fundamental form of $\partial U_\epsilon(y)$ is bounded from below by $-C_\epsilon$, uniformly in $y \in M$. Thus also $\tilde{U}_\epsilon := \tilde{U} \cap M_\epsilon$ is semiconvex with second

fundamental form of its boundary bounded from below by $-C_\epsilon$. In particular, $\mathbf{m}(\partial\tilde{U}_\epsilon) = 0$. Let U_ϵ denote the interior of \tilde{U}_ϵ . Then

$$U := \bigcup_{\epsilon > 0} U_\epsilon$$

is the requested open set with $\mathbf{m}(U) = \lambda$ and the property that every point $x \in U$ is transported to z .

(ii) Given z, y and x as above, assume without restriction that z and y lie in the e_1 - e_2 -plane, say, $y = (1, 0, \dots, 0)$, $z = (\cos \varphi, \sin \varphi, 0, \dots, 0)$ with $\varphi \in (0, \pi)$. Then for sufficiently small $t > 0$ the point $w := \Phi_t(x)$ lies in U where $\Phi_t : (r \cos \psi, r \sin \psi, y_3, \dots, y_n) \mapsto (r \cos(\psi + t\varphi), r \sin(\psi + t\varphi), y_3, \dots, y_n)$ denotes rotation of the e_1 - e_2 -plane. Then

$$\left[\mathbf{d}^2(x, y) + \mathbf{d}^2(w, z) \right] - \left[\mathbf{d}^2(x, z) + \mathbf{d}^2(w, y) \right] < 0$$

which contradicts the \mathbf{c} -cyclic monotonicity and thus the optimality of the coupling. Therefore, for all $x \in U$,

$$\{y : (x, y) \in \Gamma\} = \{z\}$$

and thus finally $\mu^c(U) = q(U \times \mathbf{M}) = 0$. \square

3 Entropic Measure

3.1 Heuristics

(a) Our goal is to construct a canonical probability measure \mathbb{P}^β on the McCann–Otto space $\mathcal{P} = \mathcal{P}(\mathbf{M})$ over a closed Riemannian manifold, according to the formal ansatz

$$\mathbb{P}^\beta(d\mu) = \frac{1}{Z} e^{-\beta \text{Ent}(\mu | \mathbf{m})} \mathbb{P}^*(d\mu). \quad (9)$$

Here $\text{Ent}(\cdot | \mathbf{m})$ is the *relative entropy* with respect to the normalized volume measure \mathbf{m} and β is a constant > 0 (‘the inverse temperature’); \mathbb{P}^* should denote a (non-existing) ‘uniform distribution’ on $\mathcal{P}(\mathbf{M})$ and Z a normalizing constant. Using the conjugation map $\mathfrak{C}_{\mathcal{P}} : \mathcal{P}(\mathbf{M}) \rightarrow \mathcal{P}(\mathbf{M})$ — which will be introduced and analyzed in the next subsection — and denoting $\mathbb{Q}^\beta := (\mathfrak{C}_{\mathcal{P}})_* \mathbb{P}^\beta$, $\mathbb{Q}^* := (\mathfrak{C}_{\mathcal{P}})_* \mathbb{P}^*$, the above problem can be reformulated as follows:

Construct a probability measure \mathbb{Q}^β on $\mathcal{P}(\mathbf{M})$ such that — at least formally —

$$\mathbb{Q}^\beta(d\nu) = \frac{1}{Z} e^{-\beta \text{Ent}(\mathbf{m} | \nu)} \mathbb{Q}^*(d\nu) \quad (10)$$

with some ‘uniform distribution’ \mathbb{Q}^* in $\mathcal{P}(\mathbf{M})$. Here, we have used the fact that

$$\text{Ent}(\nu^c | \mathbf{m}) = \text{Ent}(\mathbf{m} | \nu)$$

(Prop. 2.13), at least if $\nu \ll \mathbf{m}$ with $\frac{d\nu}{d\mathbf{m}} > 0$ almost everywhere.

(b) The representation (10) is reminiscent of Feynman's heuristic picture of the Wiener measure. Let us briefly recall the latter and try to use it as a guideline for our construction of the measure \mathbb{Q}^β .

According to this heuristic picture, the Wiener measure \mathbf{P}^β with diffusion constant $\sigma^2 = 1/\beta$ should be interpreted (and could be constructed) as

$$\mathbf{P}^\beta(dg) = \frac{1}{Z_\beta} e^{-\beta \cdot H(g)} \mathbf{P}^*(dg) \quad (11)$$

with the energy functional $H(g) = \frac{1}{2} \int_0^1 g'(t)^2 dt$. Here $\mathbf{P}^*(dg)$ is assumed to be the 'uniform distribution' on the space $\mathcal{C}_0 = \mathcal{C}_0([0, 1], \mathbb{R})$ of all continuous paths $g : [0, 1] \rightarrow \mathbb{R}$ with $g(0) = 0$. Even if such a uniform distribution existed, typically almost all paths g would have infinite energy. Nevertheless, one can overcome this difficulty as follows.

Given any finite partition $\{0 = t_0 < t_1 < \dots < t_N = 1\}$ of $[0, 1]$, one should replace the energy $H(g)$ of the path g by $H_N(g) = \inf \{H(\tilde{g}) : \tilde{g} \in \mathcal{C}_0, \tilde{g}(t_i) = g(t_i) \forall i\}$ which coincides with the energy of the piecewise linear interpolation of g ,

$$H_N(g) = \sum_{i=1}^N \frac{|g(t_i) - g(t_{i-1})|^2}{2(t_i - t_{i-1})}.$$

Then (11) leads to the following explicit representation for the finite dimensional distributions

$$\mathbf{P}^\beta(g_{t_1} \in dx_1, \dots, g_{t_N} \in dx_N) = \frac{1}{Z_{\beta,N}} \exp\left(-\frac{\beta}{2} \sum_{i=1}^N \frac{|x_i - x_{i-1}|^2}{t_i - t_{i-1}}\right) p_N(dx_1, \dots, x_N). \quad (12)$$

Here $p_N(dx_1, \dots, x_N) = \mathbf{P}(g_{t_1} \in dx_1, \dots, g_{t_N} \in dx_N)$ should be a 'uniform distribution' on \mathbb{R}^N and $Z_{\beta,N}$ a normalization constant. Choosing p_N to be the N -dimensional Lebesgue measure makes the RHS of (12) a projective family of probability measures. According to Kolmogorov's extension theorem this family has a unique projective limit, the Wiener measure \mathbf{P}^β on \mathcal{C}_0 with diffusion constant $\sigma^2 = 1/\beta$.

(c) Probability measures $\mathbf{P}(d\mu)$ on $\mathcal{P}(\mathbf{M})$ — so called *random probability measures* on \mathbf{M} — are uniquely determined by the distributions $\mathbf{P}_{M_1, \dots, M_N}$ of the random vectors

$$(\mu(M_1), \dots, \mu(M_N))$$

for all $N \in \mathbb{N}$ and all measurable partitions of \mathbf{M} into disjoint measurable subsets M_i . Conversely, if a consistent family $\mathbf{P}_{M_1, \dots, M_N}$ of probability measures on $[0, 1]^N$ (for all $N \in \mathbb{N}$ and all measurable partitions $\dot{\cup}_{i=1}^N M_i = \mathbf{M}$) is given then there exists a random probability measure \mathbf{P} such that

$$\mathbf{P}_{M_1, \dots, M_N}(A) = \mathbf{P}((\mu(M_1), \dots, \mu(M_N)) \in A)$$

for all measurable $A \subset [0, 1]^N$, all $N \in \mathbb{N}$ and all partitions $\dot{\cup}_{i=1}^N M_i = \mathbf{M}$.

Given a measurable partition $\dot{\cup}_{i=1}^N M_i = \mathbf{M}$, the heuristic formula (10) yields the following ansatz for the finite dimensional distribution on $[0, 1]^N$:

$$\mathbb{Q}_{M_1, \dots, M_N}^\beta(dx) = \frac{1}{Z_N} e^{-\beta S_{M_1, \dots, M_N}(x)} q_{M_1, \dots, M_N}(dx) \quad (13)$$

where $q_{M_1, \dots, M_N}(dx) = \mathbb{Q}^*((\nu(M_1), \dots, \nu(M_N)) \in dx)$ denotes the distribution of the random vector $(\nu(M_1), \dots, \nu(M_N))$ in the simplex $\sum_N = \{x \in [0, 1]^N : \sum_{i=1}^N x_i = 1\}$ and $S_{M_1, \dots, M_N}(x)$ denotes the minimum of $\nu \mapsto \text{Ent}(\mathbf{m} \mid \nu)$ under the constraint $\nu(M_1) = x_1, \dots, \nu(M_N) = x_N$, that is,

$$S_{M_1, \dots, M_N}(x) = - \sum_{i=1}^N \log \frac{x_i}{\mathbf{m}(M_i)} \cdot \mathbf{m}(M_i). \quad (14)$$

(d) What is the ‘uniform distribution’ q_N in the simplex \sum_N ? A natural requirement will be the invariance under merging/subdividing

$$q_N(dx_1, \dots, dx_N) = \Xi_*^i \left[q_{N-1}(dx_1, \dots, dx_{i-1}, d\xi, dx_{i+2}, \dots, dx_N) \otimes q_2(dy_1, dy_2) \right] \quad (15)$$

where

$$\Xi^i : (x_1, \dots, x_{i-1}, \xi, x_{i+2}, \dots, x_N), (y_1, y_2) \mapsto (x_1, \dots, x_{i-1}, \xi \cdot y_1, \xi \cdot y_2, x_{i+2}, \dots, x_N).$$

If the q_N , $N \in \mathbb{N}$, were probability measures then the invariance property admits the following interpretation:

- under q_N , for each i the distribution of the $(N-1)$ -tuple $(x_1, \dots, x_{i-1}, x_i + x_{i+1}, x_{i+2}, \dots, x_N)$ is given by q_{N-1} ;
- and under q_N , the distribution of the pair $(\frac{x_i}{x_i + x_{i+1}}, \frac{x_{i+1}}{x_i + x_{i+1}})$ is given by q_2 .

According to [RS09, Lemma 3.1], the unique family of measures $(q_N)_{N \geq 2}$ with continuous densities which satisfies property (15) is given by

$$q_N(dx) = C^N \cdot \frac{dx_1 \dots dx_{N-1}}{x_1 \cdot x_2 \cdot \dots \cdot x_{N-1} \cdot x_N} \cdot \delta_{(1 - \sum_{i=1}^{N-1} x_i)}(dx_N). \quad (16)$$

for some constant $C \in \mathbb{R}_+$.

(e) Thus

$$\begin{aligned} \mathbb{Q}_{M_1, \dots, M_N}^\beta(dx) &= c \cdot e^{-\beta S_{M_1, \dots, M_N}(x)} q_N(dx) \\ &= \frac{\Gamma(\beta)}{\prod_{i=1}^N \Gamma(\beta \mathbf{m}(M_i))} \cdot \prod_{i=1}^N x_i^{\beta \cdot \mathbf{m}(M_i) - 1} \delta_{(1 - \sum_{i=1}^{N-1} x_i)}(dx_N) dx_{N-1} \dots dx_1. \end{aligned}$$

This, indeed, defines a projective family. Hence, the random probability measure \mathbb{Q}^β exists and is uniquely defined. It is the well-known *Dirichlet-Ferguson measure*. Therefore, in turn, also the random probability measure $\mathbb{P}^\beta = (\mathfrak{C}_{\mathcal{P}})_* \mathbb{Q}^\beta$ exists uniquely.

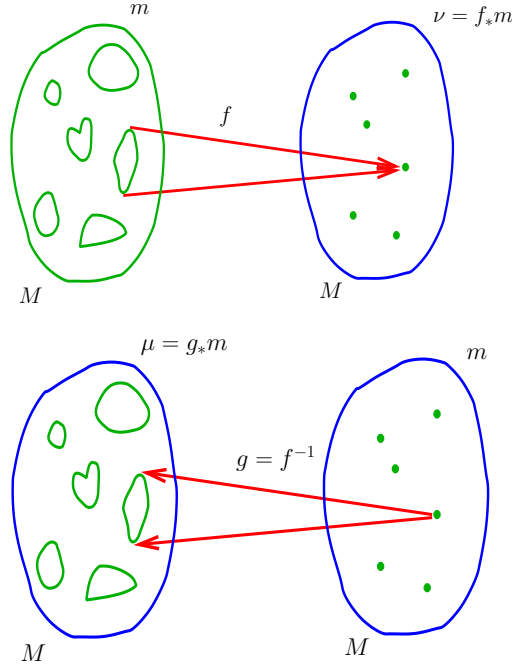
3.2 Rigorous Definition

Definition 3.1. Given any Riemannian compactum \mathbf{M} with reference measure \mathbf{m} and any parameter $\beta > 0$, the entropic measure

$$\mathbb{P}^\beta := (\mathfrak{C}_{\mathcal{P}})_* \mathbb{Q}^\beta$$

is the push forward of the Dirichlet-Ferguson measure \mathbb{Q}^β (with reference measure $\beta \mathbf{m}$) under the conjugation map $\mathfrak{C}_{\mathcal{P}} : \mathcal{P}(\mathbf{M}) \rightarrow \mathcal{P}(\mathbf{M})$.

\mathbb{P}^β as well as \mathbb{Q}^β are probability measures on the compact space $\mathcal{P} = \mathcal{P}(\mathbf{M})$ of probability measures on \mathbf{M} .



Recall the definition of the Dirichlet-Ferguson measure \mathbb{Q}^β [Fe73]: For each measurable partition $\dot{\cup}_{i=1}^N M_i = \mathbf{M}$, the random vector $(\nu(M_1), \dots, \nu(M_N))$ is distributed according to a Dirichlet distribution with parameters $(\beta \mathbf{m}(M_1), \dots, \beta \mathbf{m}(M_N))$. That is, for any bounded Borel function $u : \mathbb{R}^N \rightarrow \mathbb{R}$,

$$\begin{aligned} \int_{\mathcal{P}(\mathbf{M})} u(\nu(M_1), \dots, \nu(M_N)) \mathbb{Q}^\beta(d\nu) &= \\ &= \frac{\Gamma(\beta)}{\prod_{i=1}^N \Gamma(\beta \mathbf{m}(M_i))} \cdot \int_{[0,1]^N} u(x_1, \dots, x_N) \cdot x_1^{\beta \mathbf{m}(M_1)-1} \cdot \dots \cdot x_N^{\beta \mathbf{m}(M_N)-1} \times \\ &\quad \times \delta_{(1-\sum_{i=1}^{N-1} x_i)}(dx_N) dx_{N-1} \dots dx_1. \end{aligned} \quad (17)$$

The latter uniquely characterizes the ‘random probability measure’ \mathbb{Q}^β . The existence (as a projective limit) is guaranteed by Kolmogorov’s theorem.

Note that

$$\mathbb{E}_{\mathbb{Q}^\beta}[\nu(A)] = \mathbf{m}(A)$$

for every measurable $A \subset \mathbf{M}$. In particular $\mathbf{m}(A) = 0$ implies that $\nu(A) = 0$ for \mathbb{Q}^β -a.e. $\nu \in \mathcal{P}(\mathbf{M})$. On the other hand, \mathbb{Q}^β -a.e. $\nu \in \mathcal{P}(\mathbf{M})$ is discrete. This is obvious by means of an alternative, more direct construction:

Let $(x_i)_{i \in \mathbb{N}}$ be an iid sequence of points in \mathbf{M} , distributed according to \mathbf{m} , and let $(t_i)_{i \in \mathbb{N}}$ be an iid sequence of numbers in $[0, 1]$, independent of the previous sequence and distributed according to the Beta distribution with parameters 1 and β , i.e. $\text{Prob}(t_i \in ds) = \beta(1-s)^{\beta-1} \cdot 1_{[0,1]}(s)ds$. Put

$$\lambda_k = t_k \cdot \prod_{i=1}^{k-1} (1 - t_i) \quad \text{and} \quad \nu = \sum_{k=1}^{\infty} \lambda_k \cdot \delta_{x_k}. \quad (18)$$

Then $\nu \in \mathcal{P}(\mathbf{M})$ is distributed according to \mathbb{Q}^β [Se94].

The distribution of ν does not change if one replaces the above ‘stick-breaking process’ $(\lambda_k)_{k \in \mathbb{N}}$ by the ‘Dirichlet-Poisson process’ $(\lambda_{(k)})_{k \in \mathbb{N}}$ obtained from it by ordering the entries of the previous one according to their size: $\lambda_{(1)} \geq \lambda_{(2)} \geq \dots \geq 0$. Alternatively, the Dirichlet-Poisson process can be regarded as the sequence of jumps of a Gamma process with parameter β , ordered according to size.

For further properties of the Dirichlet-Ferguson measure we refer to [De19].

3.3 Support Properties

Let us fix some notation: we denote by $B_r(x)$ the \mathbf{d} -balls in \mathbf{M} and by $\mathbb{B}_r(\mu)$ the balls in $\mathcal{P}(\mathbf{M})$ w.r.t. the Kantorovich-Wasserstein 2-distance W_2 derived from \mathbf{d} .

Theorem 3.2. \mathbb{P}^β has full topological support in $\mathcal{P}(\mathbf{M})$, that is,

$$\mathbb{P}^\beta(\mathbb{B}_\epsilon(\mu)) > 0 \quad \forall \mu, \epsilon.$$

Proof. Cf. [De1z, Lem. 3.26]. Since the conjugation map $\mathfrak{C} : \nu \mapsto \nu^\mathfrak{C}$ is continuous, for every $\mu \in \mathcal{P}(\mathbf{M})$ and every $\epsilon > 0$ there exists a $\delta > 0$ such that $\mathfrak{C}(\mathbb{B}_\delta(\mu^\mathfrak{C})) \subset \mathbb{B}_\epsilon(\mu)$. Thus

$$\mathbb{P}^\beta(\mathbb{B}_\epsilon(\mu)) = \mathbb{Q}^\beta(\mathfrak{C}^{-1}(\mathbb{B}_\epsilon(\mu))) \geq \mathbb{Q}^\beta(\mathbb{B}_\delta(\mu^\mathfrak{C})).$$

The latter probability is positive according to the next lemma. \square

Lemma 3.3. \mathbb{Q}^β has full topological support in $\mathcal{P}(\mathbf{M})$.

Proof. (1) Given $\nu \in \mathcal{P}(\mathbf{M})$ and $\epsilon > 0$, there exist $k \in \mathbb{N}$, $\alpha_i \in [0, 1]$ and $x_i \in \mathbf{M}$ such that

$$W_2(\nu, \nu') \leq \epsilon, \quad \nu' := \sum_{i=1}^k \alpha_i \delta_{x_i}.$$

Without restriction, $\alpha_1 \geq \alpha_2 \geq \dots \geq \alpha_k$.

(2) We use the fact that the random probability measures distributed according to \mathbb{Q}^β can be represented as

$$\nu = \sum_{i=1}^{\infty} \lambda_i \delta_{z_i}$$

where $(\lambda_i)_{i \in \mathbb{N}}$ denotes a non-increasing sequence of positive numbers distributed according to the Dirichlet-Poisson process with parameter β , and where $(z_i)_{i \in \mathbb{N}}$ denotes an iid sequence of uniformly distributed points in \mathbf{M} .

There exists $p_1 > 0$ such that with probability $\geq p_1$ the Dirichlet-Poisson process $(\lambda_i)_{i \in \mathbb{N}}$ with parameter β satisfies

$$\lambda_i \in [\alpha_i - \epsilon^2/k, \alpha_i] \quad \forall i \in \{1, \dots, k\},$$

and there exists $p_2 > 0$ such that with probability $\geq p_2$ the iid sequence of uniformly distributed points $(z_i)_{i \in \mathbb{N}}$ satisfies

$$z_i \in B_\epsilon(x_i) \quad \forall i \in \{1, \dots, k\}.$$

(3) By transporting each $\lambda_i \delta_{z_i}$ for $i \in \{1, \dots, k\}$ to $\lambda_i \delta_{x_i}$ and “the remainder to the remainder”, that is, $\sum_{i=k+1}^{\infty} \lambda_i \delta_{z_i}$ to $\sum_{i=1}^k (\alpha_i - \lambda_i) \delta_{x_i}$ we find a coupling which allows us to estimate

$$W_2^2\left(\sum_{i=1}^{\infty} \lambda_i \delta_{z_i}, \sum_{i=1}^k \alpha_i \delta_{x_i}\right) \leq (1 - \epsilon^2) \cdot \epsilon^2 + \epsilon^2 \cdot L^2 \leq \epsilon^2 \cdot (1 + L)^2.$$

Here $L := \max_{x,y \in \mathbf{M}} \mathbf{d}(x,y)$ denotes the diameter of \mathbf{M} .

(4) Therefore,

$$\mathbb{Q}^\beta \left(\mathbb{B}_{\epsilon(1+L)}(\nu') \right) \geq p_1 \cdot p_2 =: p$$

and thus

$$\mathbb{Q}^\beta \left(\mathbb{B}_{\epsilon(2+L)}(\nu) \right) \geq \mathbb{Q}^\beta \left(\mathbb{B}_{\epsilon(1+L)}(\nu') \right) \geq p > 0.$$

□

Theorem 3.4. *Assume that \mathbf{M} is conjugation regular. Then \mathbb{P}^β -a.s.*

- μ has no atoms,
- μ has no absolutely continuous part,
even more, the topological support of μ is a \mathbf{m} -zero set.

Proof. Immediate consequence of Theorem 2.17 and the next Lemma which asserts that for \mathbb{P}^β -a.e. μ the measure μ^c is discrete and has full topological support. □

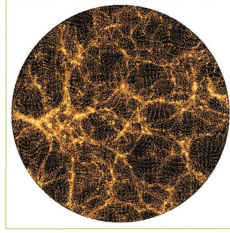
Lemma 3.5. *\mathbb{Q}^β -a.e. ν is discrete and has full topological support in \mathbf{M} .*

Proof. As already mentioned before, \mathbb{Q}^β -a.e. ν can be represented as $\sum_{i=1}^{\infty} \lambda_i \delta_{z_i}$. This proves the discreteness. The support property follows easily from $\nu(B_\epsilon(y)) \geq \lambda_1 m(B_\epsilon(y)) > 0$ for every $y \in \mathbf{M}$, every $\epsilon > 0$, and a.e. λ_1 . □

For \mathbb{P}^β -a.e. $\mu \in \mathcal{P}(\mathbf{M})$, there exist a countable number of open sets $U_k \subset \mathbf{M}$ ('holes in the support of μ ') with sizes $\lambda_k = m(U_k)$, $k \in \mathbb{N}$. The measure μ is supported on the complement of all these holes $\mathbf{M} \setminus \bigcup_k U_k$, a compact \mathbf{m} -zero set.

The sequence $(\lambda_k)_{k \in \mathbb{N}}$ of sizes of the holes is distributed according to the stick breaking process with parameter β . In particular, $\mathbb{E} \lambda_k = \frac{1}{\beta} \left(\frac{\beta}{1+\beta} \right)^k \leq \frac{1}{1+\beta}$ for $k \in \mathbb{N}$. For large β , the size of the k -th hole decays like $\frac{1}{\beta} \exp(-k/\beta)$ as $k \rightarrow \infty$.

Typical realizations of μ as displayed in Figure 1 remind of the simulations of the early universe in [FMMS02]:



3.4 Mean Value and Asymptotics

For the sequel, assume that \mathbf{M} is the n -sphere or the n -torus and that \mathbf{m} is the respective normalized volume measure.

Theorem 3.6. *\mathbb{P}^β has mean value \mathbf{m} , i.e. $\int_{\mathcal{P}(\mathbf{M})} \mu d\mathbb{P}^\beta(\mu) = \mathbf{m}$ or, more explicitly,*

$$\int_{\mathcal{P}(\mathbf{M})} \mu(A) d\mathbb{P}^\beta(\mu) = \mathbf{m}(A) \quad (\forall \text{ Borel } A \subset \mathbf{M}).$$

Proof. Translation invariance of \mathbf{m} implies that the Dirichlet-Ferguson measure is invariant under translations. Furthermore, translation invariance of \mathbf{d} and \mathbf{m} implies that the conjugation map $\mu \mapsto \mu^c$ commutes with translations. Hence, the entropic measure is invariant under translations and so is its mean value. But the only translation invariant probability measure on \mathbf{M} is the given \mathbf{m} . □

Definition 3.7. (i) *The uniform distribution on the Dirac measures is the measure $\mathbb{P}^0 := \delta_* \mathbf{m} \in \mathcal{P}(\mathbf{M})$ defined as push forward of \mathbf{m} under the map $\delta : \mathbf{M} \rightarrow \mathcal{P}(\mathbf{M}), x \mapsto \delta_x$. It is characterized by*

$$\begin{aligned}\mathbb{P}^0(A) &= \mathbf{m}\{x \in \mathbf{M} : \delta_x \in A\} \quad \forall \text{Borel } A \subset \mathcal{P}(\mathbf{M}), \\ \int_{\mathcal{P}(\mathbf{M})} f d\mathbb{P}^0 &= \int_{\mathbf{M}} f(\delta_x) d\mathbf{m}(x) \quad \forall \text{Borel } f : \mathcal{P}(\mathbf{M}) \mapsto \mathbb{R}.\end{aligned}$$

(ii) *The Dirac measure on the uniform distribution is the measure $\mathbb{P}^\infty := \delta_{\mathbf{m}} \in \mathcal{P}(\mathbf{M})$ characterized by*

$$\begin{aligned}\mathbb{P}^\infty(A) &= 1_A(\mathbf{m}) \quad \forall \text{Borel } A \subset \mathcal{P}(\mathbf{M}), \\ \int_{\mathcal{P}(\mathbf{M})} f d\mathbb{P}^\infty &= f(\mathbf{m}) \quad \forall \text{Borel } f : \mathcal{P}(\mathbf{M}) \mapsto \mathbb{R}.\end{aligned}$$

Theorem 3.8. *With respect to weak convergence on $\mathcal{P}(\mathbf{M})$,*

$$\begin{aligned}\mathbb{P}^\beta &\rightarrow \mathbb{P}^0 \quad \text{as } \beta \rightarrow 0, \\ \mathbb{P}^\beta &\rightarrow \mathbb{P}^\infty \quad \text{as } \beta \rightarrow \infty.\end{aligned}$$

Proof. It is easy to see and well-known (cf. [LS87, Ex. 3]) that

$$\mathbb{Q}^\beta \rightarrow \mathbb{P}^0 \quad \text{as } \beta \rightarrow 0, \quad \mathbb{Q}^\beta \rightarrow \mathbb{P}^\infty \quad \text{as } \beta \rightarrow \infty.$$

Indeed, the first assertion follows from (18) and the second one from (17). Thanks to the continuity of the conjugation map $\mathfrak{C} := \mathfrak{C}_{\mathcal{P}}$, this yields

$$\lim_{\beta \rightarrow \infty} \mathbb{P}^\beta = \lim_{\beta \rightarrow \infty} \mathfrak{C}_* \mathbb{Q}^\beta = \mathfrak{C}_* \left(\lim_{\beta \rightarrow \infty} \mathbb{Q}^\beta \right) = \mathfrak{C}_* \delta_{\mathbf{m}} = \delta_{\mathfrak{C}(\mathbf{m})} = \delta_{\mathbf{m}} = \mathbb{P}^\infty.$$

Similarly,

$$\lim_{\beta \rightarrow 0} \mathbb{P}^\beta = \lim_{\beta \rightarrow 0} \mathfrak{C}_* \mathbb{Q}^\beta = \mathfrak{C}_* \left(\lim_{\beta \rightarrow 0} \mathbb{Q}^\beta \right) = \mathfrak{C}_* \mathbb{P}^0 = \mathbb{P}^0$$

where the last equality follows from

$$\mathfrak{C}_* \delta_x = \delta_{x^c}$$

according to Proposition 2.10 (where x^c denotes the antipodal point of x) and the fact that x^c is distributed according to \mathbf{m} if x is so, cf. [De1z, Cor. 3.27, Rem. 3.28]. \square

3.5 Large Deviations

The ultimate justifications for our heuristic interpretations (9) and (10) of the Dirichlet Ferguson measure and of the entropic measure are given by the large deviation results to be presented now. They provide a precise assertion on the asymptotic behavior

$$\begin{aligned}\mathbb{Q}^\beta(A) &\sim e^{-\beta \inf_{\nu \in A} \text{Ent}(\mathbf{m}|\nu)} \\ \mathbb{P}^\beta(A) &\sim e^{-\beta \inf_{\mu \in A} \text{Ent}(\mu|\mathbf{m})}\end{aligned}$$

as $\beta \rightarrow \infty$.

Theorem 3.9. *The Dirichlet-Ferguson measures \mathbb{Q}^β for $\beta \rightarrow \infty$ satisfy a Large Deviation Principle with rate function*

$$I(\nu) := \text{Ent}(\mathbf{m} \mid \nu).$$

That is, for every closed set $F \subset \mathcal{P}(\mathbf{M})$,

$$\limsup_{\beta \rightarrow \infty} \frac{1}{\beta} \log \mathbb{Q}^\beta(F) \leq -I(F), \quad (19)$$

and for every open set $G \subset \mathcal{P}(\mathbf{M})$,

$$\liminf_{\beta \rightarrow \infty} \frac{1}{\beta} \log \mathbb{Q}^\beta(G) \geq -I(G). \quad (20)$$

Here and in the sequel, $I(A) := \inf_{\nu \in A} I(\nu)$ for each set $A \subset \mathcal{P}(\mathbf{M})$.

In dimension $n = 1$, more precisely, for $\mathbf{M} = [0, 1]$, this result was proven in [LS87]. (The rate function $I(\nu)$ there, however, was erroneously defined to be $+\infty$ whenever $\nu \not\ll \mathbf{m}$.) Our proof for general \mathbf{M} follows the argumentation in [GO00] where a more sophisticated Large Deviation Principle is derived. As pointed out there, it is unclear whether the final results imply each other. Their proof, however, carries over easily to our setting.

Proof. Lemma 2 and Lemma 3 as well as the argumentation in the proof of Theorem 1 of [GO00] carry over to our situation where now μ_n denotes a measure-valued random value with distribution \mathbb{Q}^n or, in the notation of [GO00], $\mathfrak{D}(n\mathbf{m})$ — with n now in the place of β (as usual in our paper.)

The only significant change required is to Lemma 1 there. The defining equation (9) there has to be replaced by

$$\alpha_n(A_j) := n \mathbf{m}(A_j), \quad \forall n \in \mathbb{N}, \quad j = 1, \dots, k.$$

As a consequence,

$$Z_n^j \sim \mathcal{G}(n \mathbf{m}(A_j), 1)$$

and

$$\lambda_n^j(\theta) = \begin{cases} -n \mathbf{m}(A_j)(1 - \theta), & \text{if } \theta < 1 \\ +\infty, & \text{else.} \end{cases}$$

Thus trivially (even without passing to the limit),

$$\lambda_j(\theta) := \lim_{n \rightarrow \infty} \frac{1}{n} \lambda_n^j(\theta) = \begin{cases} -\mathbf{m}(A_j)(1 - \theta), & \text{if } \theta < 1 \\ +\infty, & \text{else.} \end{cases}$$

The rest of the argumentation then follows verbatim [GO00]. \square

Theorem 3.10. *The entropic measures \mathbb{P}^β for $\beta \rightarrow \infty$ satisfy a Large Deviation Principle with rate function*

$$J(\mu) := \text{Ent}(\mu \mid \mathbf{m}).$$

That is, for every closed set $F \subset \mathcal{P}(\mathbf{M})$,

$$\limsup_{\beta \rightarrow \infty} \frac{1}{\beta} \log \mathbb{P}^\beta(F) \leq -J(F), \quad (21)$$

and for every open set $G \subset \mathcal{P}(\mathbf{M})$,

$$\liminf_{\beta \rightarrow \infty} \frac{1}{\beta} \log \mathbb{P}^\beta(G) \geq -J(G). \quad (22)$$

Here, $J(A) := \inf_{\nu \in A} J(\nu)$ for each set $A \subset \mathcal{P}(\mathbf{M})$.

Proof. This is an immediate consequence of the previous Theorem together with the continuity of the conjugation map and the identity of Theorem 2.13 for the relative entropy of conjugated measures. \square

4 Wasserstein Dirichlet Form and Associated Diffusion

Our goal now is to introduce a ‘canonical’ *Wasserstein Dirichlet form* \mathcal{E}_W and associated *Wasserstein diffusion process* on $\mathcal{P}(\mathbf{M})$. We will define the former as the relaxation on $L^2(\mathcal{P}(\mathbf{M}), \mathbb{P}^\beta)$ of the pre-Dirichlet form

$$\mathcal{E}_W^0(f) := \frac{1}{2} \int_{\mathcal{P}(\mathbf{M})} \|\nabla_W f\|^2(\mu) d\mathbb{P}^\beta(\mu),$$

defined on cylinder functions on $\mathcal{P}(\mathbf{M})$, where ∇_W denotes the Wasserstein gradient in the sense of the Otto calculus and where \mathbb{P}^β is the entropic measure with parameter $\beta > 0$.

Definition 4.1. (i) A function $f : \mathcal{P}(\mathbf{M}) \rightarrow \mathbb{R}$ is called cylinder function if there exist $k \in \mathbb{N}$, $F \in \mathcal{C}^1(\mathbb{R}^k)$ and $\vec{V} = (V_1, \dots, V_k) \in \mathcal{C}^1(\mathbf{M}, \mathbb{R}^k)$ such that

$$f(\mu) = F\left(\int_{\mathbf{M}} \vec{V} d\mu\right). \quad (23)$$

Here and throughout the sequel $\int_{\mathbf{M}} \vec{V} d\mu := (\int_{\mathbf{M}} V_1 d\mu, \dots, \int_{\mathbf{M}} V_k d\mu)$. The set of such cylinder functions is denoted by $\text{Cyl}(\mathcal{P}(\mathbf{M}))$.

(ii) For a cylinder function f given as in (23), its Otto-Wasserstein gradient at the point $\mu \in \mathcal{P}(\mathbf{M})$ is given by

$$\nabla_W f(\mu) = \sum_{i=1}^k \left(\partial_i F\right) \left(\int_{\mathbf{M}} \vec{V} d\mu\right) \nabla V_i,$$

(cf. [Ot01, AGS05]) and the squared norm of the latter at the point $\mu \in \mathcal{P}(\mathbf{M})$ is given by

$$\|\nabla_W f\|^2(\mu) := \sum_{i,j=1}^k \left(\partial_i F \cdot \partial_j F\right) \left(\int_{\mathbf{M}} \vec{V} d\mu\right) \int_{\mathbf{M}} \langle \nabla V_i, \nabla V_j \rangle d\mu.$$

Definition 4.2. (i) Define a quadratic form $\mathcal{E}_W^0 : L^2(\mathcal{P}(\mathbf{M}), \mathbb{P}^\beta) \rightarrow \mathbb{R}$ with domain

$$\mathcal{D}(\mathcal{E}_W^0) := \text{Cyl}(\mathcal{P}(\mathbf{M}))$$

by

$$\mathcal{E}_W^0(f) := \frac{1}{2} \int_{\mathcal{P}(\mathbf{M})} \|\nabla_W f\|^2(\mu) d\mathbb{P}^\beta(\mu).$$

(ii) Denote its relaxation in $L^2(\mathcal{P}(\mathbf{M}), \mathbb{P}^\beta)$ by \mathcal{E}_W , that is,

$$\mathcal{E}_W(f) = \liminf_{g \rightarrow f \text{ in } L^2} \mathcal{E}_W^0(g).$$

and the domain of the latter by \mathcal{F}_W .

Lemma 4.3. (i) \mathcal{E}_W is lower semicontinuous on $L^2(\mathcal{P}(\mathbf{M}), \mathbb{P}^\beta)$.

(ii) \mathcal{E}_W is quadratic.

(iii) $\text{Cyl}(\mathcal{P}(\mathbf{M}))$ is \mathcal{E}_W -dense in \mathcal{F}_W .

Proof. (i) Standard argument based on diagonal sequences.

(ii) For given $f, g \in \mathcal{F}_W$ there exist sequences $(f_n), (g_n)$ in $\mathcal{D}(\mathcal{E}_W^0)$ with

$$f_n \rightarrow f, g_n \rightarrow g \text{ in } L^2 \quad \text{and} \quad \mathcal{E}_W^0(f_n) \rightarrow \mathcal{E}_W(f), \mathcal{E}_W^0(g_n) \rightarrow \mathcal{E}_W(g).$$

Thus by lower semicontinuity of \mathcal{E}_W and quadraticity of \mathcal{E}_W^0 ,

$$\begin{aligned} \mathcal{E}_W(f+g) + \mathcal{E}_W(f-g) &\leq \liminf_n [\mathcal{E}_W^0(f_n+g_n) + \mathcal{E}_W^0(f_n-g_n)] \\ &= 2 \liminf_n [\mathcal{E}_W^0(f_n) + \mathcal{E}_W^0(g_n)] = 2[\mathcal{E}_W(f) + \mathcal{E}_W(g)]. \end{aligned}$$

Applying the same argument to $f+g$ and $f-g$ in the place of f and g yields the reverse inequality $\mathcal{E}_W(f) + \mathcal{E}_W(g) \leq \frac{1}{2}[\mathcal{E}_W(f+g) + \mathcal{E}_W(f-g)]$.

(iii) For given $f \in \mathcal{F}_W$ choose (f_n) in $\mathcal{D}(\mathcal{E}_W^0)$ with $f_n \rightarrow f$ in L^2 and $\mathcal{E}_W^0(f_n) \rightarrow \mathcal{E}_W(f)$. Then also $\frac{f+f_n}{2} \rightarrow f$ in L^2 and thus by lower semicontinuity $\liminf_n \mathcal{E}_W(\frac{f+f_n}{2}) \geq \mathcal{E}_W(f)$. By quadraticity therefore

$$\begin{aligned} 0 &\leq \frac{1}{2} \limsup_n \mathcal{E}_W(f-f_n) \leq \limsup_n [\mathcal{E}_W(f) + \mathcal{E}_W(f_n) - 2\mathcal{E}_W(\frac{f+f_n}{2})] \\ &\leq \mathcal{E}_W(f) + \lim_n \mathcal{E}_W^0(f_n) - 2\mathcal{E}_W(f) \leq 0. \end{aligned}$$

□

Theorem 4.4. $(\mathcal{E}_W, \mathcal{F}_W)$ is a regular Dirichlet form.

Proof. One easily verifies that $\mathcal{E}_W(f \wedge 1) \leq \mathcal{E}_W(f)$ for all f . Thus the claim follows from the previous Lemma. □

It is easy to see that $(\mathcal{E}_W, \mathcal{F}_W)$ equally well can be defined as the relaxation of the pre-Dirichlet form \mathcal{E}_W^0 with domain restricted to the \mathcal{C}^∞ -cylinder functions, that is, f with $f(\mu) = F\left(\int_{\mathbf{M}} \vec{V} d\mu\right)$ for $F \in \mathcal{C}^\infty(\mathbb{R}^k)$ and $\vec{V} = (V_1, \dots, V_k) \in \mathcal{C}^\infty(\mathbf{M}, \mathbb{R}^k)$.

Let us compare this energy functional \mathcal{E}_W with the so-called Cheeger energy.

Definition 4.5. (i) Define a convex functional $\mathcal{E}_{\text{Ch}}^0 : L^2(\mathcal{P}(\mathbf{M}), \mathbb{P}^\beta) \rightarrow \mathbb{R}$ with domain $\mathcal{D}(\mathcal{E}_{\text{Ch}}^0) := \text{Lip}(\mathcal{P}(\mathbf{M}), \mathbf{W}_2)$ by

$$\mathcal{E}_{\text{Ch}}^0(f) := \frac{1}{2} \int_{\mathcal{P}(\mathbf{M})} |\text{lip}_W f|^2(\mu) d\mathbb{P}^\beta(\mu)$$

for $f \in \mathcal{D}(\mathcal{E}_{\text{Ch}}^0)$ and $\mathcal{E}_{\text{Ch}}^0(f) := \infty$ else, where

$$\text{lip}_W f(\mu) := \limsup_{\rho, \nu \rightarrow \mu, \rho \neq \nu} \frac{|f(\rho) - f(\nu)|}{\mathbf{W}_2(\rho, \nu)}$$

denotes the asymptotic Lipschitz constant of f .

(ii) The Cheeger energy $\mathcal{E}_{\mathcal{G}}$ is the relaxation of $\mathcal{E}_{\mathcal{G}}^0$ in $L^2(\mathcal{P}(\mathbf{M}), \mathbb{P}^\beta)$, that is,

$$\mathcal{E}_{\mathcal{G}}(f) = \liminf_{g \rightarrow f \text{ in } L^2} \mathcal{E}_{\mathcal{G}}^0(g).$$

Lemma 4.6 ([FSS23, Prop. 4.9]). $\text{Cyl}(\mathcal{P}(\mathbf{M})) \subset \text{Lip}(\mathcal{P}(\mathbf{M}))$, and

$$\|\nabla_{\mathbf{W}} f\|(\mu) = \text{lip}_{\mathbf{W}} f(\mu)$$

for all $f \in \text{Cyl}(\mathcal{P}(\mathbf{M}))$ and all $\mu \in \mathcal{P}(\mathbf{M})$.

Theorem 4.7 ([FSS23, Thm. 6.2]). On $L^2(\mathcal{P}(\mathbf{M}), \mathbb{P}^\beta)$,

$$\mathcal{E}_{\mathcal{G}} = \mathcal{E}_{\mathbf{W}}. \quad (24)$$

In particular, thus the metric measure space $(\mathcal{P}(\mathbf{M}), \mathbf{W}_2, \mathbb{P}^\beta)$ is infinitesimally Hilbertian.

Corollary 4.8 ([AGS14a, Prop. 4.11, 4.14]). The regular Dirichlet form $(\mathcal{E}_{\mathbf{W}}, \mathcal{F}_{\mathbf{W}})$

- is strongly local;
- admits a carré du champ $\Gamma_{\mathbf{W}}$, more precisely,

$$\Gamma_{\mathbf{W}}(f) = |\text{lip}_{\mathbf{W}} f|_*^2 = \|\nabla_{\mathbf{W}} f\|_*^2$$

(here the $*$ refers to the L^2 -relaxation of the respective quantities) for $f \in \mathcal{F}_{\mathbf{W}}$, and $\Gamma_{\mathbf{W}}(f) \leq |\text{lip}_{\mathbf{W}} f|^2$ for $f \in \text{Lip}(\mathcal{P}(\mathbf{M}), \mathbf{W}_2)$;

- has intrinsic metric $\mathbf{d}_{\mathbf{W}} \geq \mathbf{W}_2$.

Corollary 4.9. There exists a strong Markov process with a.s. continuous trajectories (‘diffusion process’) properly associated with $(\mathcal{E}_{\mathbf{W}}, \mathcal{F}_{\mathbf{W}})$.

Definition 4.10. The process $((\rho_t)_{t \geq 0}, (\mathbf{P}_\mu)_{\mu \in \mathcal{P}(\mathbf{M})})$ properly associated with $(\mathcal{E}_{\mathbf{W}}, \mathcal{F}_{\mathbf{W}})$ will be called Wasserstein diffusion.

A crucial question remains open:

Question 4.11. Is $\mathcal{E}_{\mathbf{W}} = \mathcal{E}_{\mathbf{W}}^0$ on $\mathcal{D}(\mathcal{E}_{\mathbf{W}}^0)$?

Or, in other words, is $(\mathcal{E}_{\mathbf{W}}^0, \mathcal{D}(\mathcal{E}_{\mathbf{W}}^0))$ closable?

In dimension 1, an affirmative answer will be discussed in the paragraph below. In higher dimensions one would at least want to know whether the energy is not identically zero. Indeed, in many ‘singular’ cases the relaxation procedure produces vanishing energy functionals, e.g.

- $\mathcal{E} \equiv 0$ for $\mathcal{E}(f) := \liminf_{g \rightarrow f} \mathcal{E}^0(g)$ if $\mathcal{E}^0(f) := \int_{\mathbb{R}} |f'|^2 d\mathbf{p}$ with $\mathcal{D}(\mathcal{E}^0) = \mathcal{C}^1(\mathbb{R})$ and $\mathbf{p} \in \mathcal{P}(\mathbb{R})$ has no absolutely continuous part;
the same holds true for $\mathcal{E}^0(f) := \int_{\mathbb{R}} |\text{lip} f|^2 d\mathbf{p}$ with $\mathcal{D}(\mathcal{E}^0) = \text{Lip}(\mathbb{R})$;
- $\mathcal{E} \equiv 0$ for $\mathcal{E}(f) := \liminf_{g \rightarrow f} \mathcal{E}^0(g)$ if $\mathcal{E}^0(f) := \int_S |\text{lip} f|^2 d\mathbf{p}$ where $S \subset \mathbb{R}^2$ is the Sierpinski gasket, $\mathcal{D}(\mathcal{E}^0) = \text{Lip}(S)$ and \mathbf{p} is the Hausdorff measure on S .

Question 4.12. Is $\mathcal{E}_{\mathbf{W}} \not\equiv 0$ on its domain?

Or, equivalently, does the Wasserstein diffusion $((\rho_t)_{t \geq 0}, (\mathbf{P}_\mu)_{\mu \in \mathcal{P}(\mathbf{M})})$ satisfy

$$\mathbb{P}^\beta \left\{ \mu : \mathbf{P}_\mu \left\{ \exists t > 0 : \rho_t \neq \rho_0 \right\} > 0 \right\} > 0 ?$$

An affirmative answer to this will be the main result of the final Section 5.

Wasserstein Diffusion on One-dimensional Spaces Let us consider the case $M = \mathbb{S}^1$ or $M = [0, 1]$ as treated in [RS09] (in particular, Thm. 7.17, 7.25).

Theorem 4.13 (Change-of-variable formula). *The entropic measure \mathbb{P}^β is quasi-invariant under push-forwards $\mu \mapsto h_*\mu$ by means of smooth diffeomorphisms h :*

$$\frac{d\mathbb{P}^\beta(h_*\mu)}{d\mathbb{P}^\beta(\mu)} = X_h^\beta \cdot Y_h(\mu)$$

where the density consists of two terms. The first one

$$X_h^\beta(\mu) = \exp\left(\beta \int_M \log h'(t) d\mu(t)\right)$$

can be interpreted as $\exp(-\beta \text{Ent}(h_*\mu|\mathfrak{m}))/\exp(-\beta \text{Ent}(\mu|\mathfrak{m}))$ in accordance with our formal interpretation (9). The second one

$$Y_h(\mu) = \prod_{I \in \text{gaps}(\mu)} \frac{\sqrt{h'(I_-) \cdot h'(I_+)}}{|h(I)|/|I|}$$

takes into account the action of h on the set $\text{gaps}(\mu)$ consisting of the intervals $I = (I_-, I_+) \subset M$ of maximal length with $\mu(I) = 0$.

For an alternative proof for this change-of-variable formula, see also [RYZ08]. Such a change-of-variable formula directly leads to an integration-by-parts formula and thus proves closability of the associated pre-Dirichlet form.

Corollary 4.14. *The pre-Dirichlet form $(\mathcal{E}_W^0, \mathcal{D}(\mathcal{E}_W^0))$ is closable.*

Theorem 4.15. *The Dirichlet form $(\mathcal{E}_W, \mathcal{D}(\mathcal{E}_W))$ on one-dimensional spaces has the following properties:*

- Its intrinsic metric coincides with W_2 [RS09, Cor. 7.29].
- It has spectral gap $\geq \beta/2$ and satisfies a logarithmic Sobolev inequality, [DS09]
- It satisfies no synthetic lower Ricci bound, [Ch12].
- The Wasserstein diffusion admits approximations in terms of interacting particle systems, [AR10], [St14].

Related Approaches

- (i) An alternative construction of a reversible diffusion on the Wasserstein space $\mathcal{P}(M)$ has been proposed by Dello Schiavo [De22]. This ‘Dirichlet Ferguson diffusion’ is properly associated with the strongly local, regular Dirichlet form $\mathcal{E}_\mathcal{P}$ on $L^2(\mathcal{P}(M), \mathbb{Q}^\beta)$ obtained as closure of the pre-Dirichlet form

$$\mathcal{E}_\mathcal{P}^0(f) := \frac{1}{2} \int_{\mathcal{P}(M)} \|\nabla_W f\|^2(\mu) d\mathbb{Q}^\beta(\mu),$$

where ∇_W again denotes the Wasserstein gradient in the sense of the Otto calculus and where \mathbb{Q}^β is the Dirichlet-Ferguson measure with parameter $\beta > 0$.

- (ii) A closely related construction of a reversible diffusion on the configuration space $\Upsilon(\mathbf{M}) \subset \mathcal{M}(\mathbf{M})$ has been presented by Alberverio, Kondratiev, Röckner [AKR98]. This diffusion is properly associated with the strongly local, regular Dirichlet form \mathcal{E}_Υ on $L^2(\mathcal{P}(\mathbf{M}), \pi_{\lambda, \mathbf{m}})$ obtained as closure of the pre-Dirichlet form

$$\mathcal{E}_\Upsilon^0(f) := \frac{1}{2} \int_{\Upsilon(\mathbf{M})} \|\nabla_{\mathbf{W}} f\|^2(\mu) d\pi_{\lambda, \mathbf{m}}(\mu),$$

where $\nabla_{\mathbf{W}}$ again denotes the Wasserstein gradient in the sense of the Otto calculus and where $\pi_{\lambda, \mathbf{m}} = \int_0^\infty \pi_{s\mathbf{m}} d\lambda(s)$ is the mixture w.r.t. $\lambda \in \mathcal{P}(\mathbb{R}_+)$ of Poisson measures $\pi_{s\mathbf{m}}$ with intensity $s\mathbf{m}$.

- (iii) As modifications of the Wasserstein diffusion of [RS09] on 1-dimensional spaces, Konarovskiy and von Renesse [KR17, KR18] present and analyze the modified massive Arratia flow and the coalescing-fragmentating Wasserstein dynamics.
- (iv) Chow and Gangbo [CG19] study a stochastic process on $\mathcal{P}(\mathbf{M})$ ‘modeled after Brownian motion’ and generated by a ‘partial Laplacian’.

5 Being in Motion

The main challenge which remains now in the multidimensional case is to prove that $\mathcal{E}_{\mathbf{W}} \neq 0$ or, in other words, that the associated stochastic processes really moves.

We will prove that $\mathcal{E}_{\mathbf{W}}(f) \neq 0$ for all non-vanishing f in two major classes of functions on \mathbf{M} . Our argument is based on the existence of suitable families of isometries which is granted for the n -sphere and for the n -torus.

5.1 Lipschitz Families of Isometries

Definition 5.1. (i) Given a Riemannian compactum \mathbf{M} , a family $(\Phi_t)_{t \in [0,1]}$ is called Lipschitz family of isometries iff

- $\Phi_0 = \text{Id}$
- $\Phi_t : \mathbf{M} \rightarrow \mathbf{M}$ is an isometry for every $t \in [0, 1]$
- $d(\Phi_s(y), \Phi_t(y)) \leq L \cdot |t - s|$ for all $s, t \in [0, 1]$, all $y \in \mathbf{M}$, and some $L \in \mathbb{R}$.

(ii) A Riemannian compactum \mathbf{M} is called Lipschitz transitive iff for any pair of points $x_0, x_1 \in \mathbf{M}$, there exists a Lipschitz family of isometries $(\Phi_t)_{t \in [0,1]}$ with $L = d(x_0, x_1)$ and $\Phi_1(x_0) = x_1$.

Lemma 5.2. (i) The n -torus is Lipschitz transitive.

(ii) The n -sphere is Lipschitz transitive.

Proof. (i) In the case of the torus, the additive structure of \mathbb{R}^n modulo \mathbb{Z}^n allows easily to verify that the following maps will do the job:

$$\Phi_r(y) = y + r(x_1 - x_0).$$

(ii) Now consider the case of the sphere, regarded as

$$\mathbf{M} = \left\{ y = (y^{(1)}, \dots, y^{(n+1)}) \in \mathbb{R}^{n+1} : \sum_{i=1}^{n+1} |y^{(i)}|^2 = 1 \right\}.$$

Without restriction, we may assume that x_0 and x_1 lie in the e_1 - e_2 -plane, say,

$$x_0 = (1, 0, \dots, 0), \quad x_1 = (\cos \varphi, \sin \varphi, 0, \dots, 0).$$

Then we define the Φ_t 's as rotations of the e_1 - e_2 -plane. More precisely,

$$\Phi_t : (r \cos \psi, r \sin \psi, y_3, \dots, y_{n+1}) \mapsto (r \cos(\psi + t\varphi), r \sin(\psi + t\varphi), y_3, \dots, y_{n+1}).$$

Obviously, this defines isometries of the sphere with the requested properties. \square

Definition 5.3. A curve $(\mu_t)_{[0,1]}$ in the metric space $(\mathcal{P}(\mathbf{M}), W_2)$ is called *2-absolutely continuous*, briefly $(\mu_t)_{[0,1]} \in \mathcal{AC}_2([0,1]; (\mathcal{P}(\mathbf{M}), W_2))$, iff there exists $h \in L^2([0,1], \mathbb{R})$ with

$$W_2(\mu_s, \mu_t) \leq \int_s^t h(r) dr \quad \forall s, t \in [0,1], s < t.$$

Lemma 5.4. Let a Lipschitz family $(\Phi_t)_{t \in [0,1]}$ of isometries be given. Then

(i) for each t , the measure \mathbb{P}^β is invariant under the map $\hat{\Phi}_t : \mu \mapsto (\Phi_t)_* \mu$, i.e.

$$(\hat{\Phi}_t)_* \mathbb{P}^\beta = \mathbb{P}^\beta.$$

(ii) The map $\hat{\Phi} : \mu \mapsto ((\Phi_t)_* \mu)_{[0,1]}$ maps $\mathcal{P}(\mathbf{M})$ into $\mathcal{P}(\mathcal{AC}_2([0,1]; (\mathcal{P}(\mathbf{M}), W_2)))$.

Thus

$$\vec{\mathbb{P}}^\beta := \hat{\Phi}_* \mathbb{P}^\beta \in \mathcal{P}(\mathcal{AC}_2([0,1]; (\mathcal{P}(\mathbf{M}), W_2))). \quad (25)$$

Moreover, for every t ,

$$(e_t)_* \vec{\mathbb{P}}^\beta = (\hat{\Phi}_t)_* \mathbb{P}^\beta = \mathbb{P}^\beta.$$

Proof. (i) follows from $\hat{\Phi}_t$ -invariance of the measure \mathbb{Q}^β and $\hat{\Phi}_t$ -invariance of the conjugation map $\mu \mapsto \mu^c$ (which in turn follows from Φ_t -invariance of \mathbf{d} and \mathbf{m}).

(ii) For all s, t

$$W_2^2(\mu_s, \mu_t) \leq \int_M d^2(\Phi_s(x), \Phi_t(x)) d\mu(x) \leq L^2 \cdot |s - t|^2.$$

\square

Definition 5.5. A function $V : \mathbf{M} \rightarrow \mathbb{R}$ is called *antisymmetric* iff

$$V \circ \Phi_1 = -V$$

for a suitable Lipschitz family $(\Phi_t)_{t \in [0,1]}$ of isometries, and a function $f : \mathcal{P}(\mathbf{M}) \rightarrow \mathbb{R}$ is called *antisymmetric* iff

$$f \circ \hat{\Phi}_1 = -f.$$

Remark 5.6. (i) If $V : \mathbf{M} \rightarrow \mathbb{R}$ is antisymmetric then $f : \mathcal{P}(\mathbf{M}) \rightarrow \mathbb{R}$ defined by $f(\mu) := \int_{\mathbf{M}} V d\mu$ is antisymmetric.

(ii) More generally, if $V_i : \mathbf{M} \rightarrow \mathbb{R}$ are antisymmetric for $i = 1, \dots, k$ (w.r.t. the same Lipschitz family $(\Phi_t)_{t \in [0,1]}$ of isometries) and $F : \mathbb{R}^k \rightarrow \mathbb{R}^k$ is antisymmetric in the usual sense, i.e. $F(-x) = -x$, then $f : \mathcal{P}(\mathbf{M}) \rightarrow \mathbb{R}$ defined by $f(\mu) = F(\int_{\mathbf{M}} V_1 d\mu, \dots, \int_{\mathbf{M}} V_k d\mu)$ is antisymmetric.

5.2 Two Lower Bounds on the Wasserstein Energy

Definition 5.7. Let f be a Borel function on $\mathcal{P}(\mathbf{M})$. Then a Borel function g on $\mathcal{P}(\mathbf{M})$ is called weak upper gradient for f iff for every

$$\mathbf{P} \in \mathcal{P}\left(\mathcal{AC}_2\left([0, 1]; (\mathcal{P}(\mathbf{M}), W_2)\right)\right) \quad \text{with} \quad \sup_t (\mathbf{e}_t)_* \mathbf{P} \leq \mathbf{C} \cdot \mathbb{P}^\beta$$

and for \mathbf{P} -a.e. $(\mu_t)_{[0,1]} \in \mathcal{AC}_2\left([0, 1]; (\mathcal{P}(\mathbf{M}), W_2)\right)$

$$\left|f(\mu_1) - f(\mu_0)\right| \leq \int_0^1 g(\mu_t) \cdot |\dot{\mu}_t| dt.$$

Proposition 5.8. Let $(\Phi_t)_{t \in [0,1]}$ be a Lipschitz family of isometries. Then for every Borel function f on $\mathcal{P}(\mathbf{M})$,

$$\mathcal{E}_W(f) \geq \frac{1}{2L^2} \int_{\mathcal{P}(\mathbf{M})} \left|f((\Phi_1)_* \mu) - f(\mu)\right|^2 d\mathbb{P}^\beta(\mu). \quad (26)$$

Proof. By definition and the fact that $|\dot{\mu}_t| \leq L$, for every weak upper gradient g and for $\mathbf{P} = \vec{\mathbb{P}}^\beta$ as defined in (25),

$$\left|f(\mu_1) - f(\mu_0)\right| \leq L \int_0^1 g(\mu_t) dt$$

for $\vec{\mathbb{P}}^\beta$ -a.e. $(\mu_t)_{t \in [0,1]} \in \mathcal{AC}_2([0, 1]; (\mathcal{P}(\mathbf{M}), W_2))$, [AGS14, Def. 5.4 and Thm. 6.2]. Integrating the squared inequality w.r.t. $\vec{\mathbb{P}}^\beta$ and using the fact that $(e_t)_* \vec{\mathbb{P}}^\beta = \mathbb{P}^\beta$ yields

$$\begin{aligned} \int_{\mathcal{AC}_2} \left|f(\mu_1) - f(\mu_0)\right|^2 d\vec{\mathbb{P}}^\beta((\mu_t)_t) &\leq L^2 \int_{\mathcal{AC}_2} \left|\int_0^1 g(\mu_t) dt\right|^2 d\vec{\mathbb{P}}^\beta((\mu_t)_t) \\ &\leq L^2 \int_{\mathcal{P}(\mathbf{M})} g^2(\mu) d\mathbb{P}^\beta(\mu). \end{aligned}$$

Taking the infimum w.r.t. g thus yields the claim

$$\begin{aligned} \mathcal{E}_W(f) &\geq \frac{1}{2L^2} \int_{\mathcal{AC}_2} \left|f(\mu_1) - f(\mu_0)\right|^2 d\vec{\mathbb{P}}^\beta((\mu_t)_t) \\ &= \frac{1}{2L^2} \int_{\mathcal{P}} \left|f((\Phi_1)_* \mu) - f(\mu)\right|^2 d\mathbb{P}^\beta(\mu). \end{aligned}$$

□

Theorem 5.9. For every antisymmetric Borel function f on $\mathcal{P}(\mathbf{M})$,

$$\mathcal{E}_W(f) \geq \frac{2}{L^2} \int_{\mathcal{P}(\mathbf{M})} f^2(\mu) d\mathbb{P}^\beta(\mu). \quad (27)$$

In particular,

$$\mathcal{E}_W(f) = 0 \quad \Longleftrightarrow \quad f = 0 \text{ } \mathbb{P}\text{-a.s.} \quad \Longleftrightarrow \quad f \equiv 0.$$

Proof. By symmetry, $|f((\Phi_1)_* \mu) - f(\mu)|^2 = 4f^2(\mu)$. With this, the first assertion follows readily from the previous Proposition 5.8.

For the second assertion, observe that

- $\mathcal{E}_W(f) = 0 \Rightarrow f = 0$ \mathbb{P} -a.s. follows from (27)
- $f = 0$ \mathbb{P}^β -a.s. $\Rightarrow f \equiv 0$ follows from Proposition 3.2
- $f \equiv 0 \Rightarrow \mathcal{E}_W(f) = 0$ is trivial.

□

Theorem 5.10. *Assume that \mathbf{M} is Lipschitz transitive. Then for every non-constant Lipschitz function $V : \mathbf{M} \rightarrow \mathbb{R}$, the function $f : \mathcal{P}(\mathbf{M}) \rightarrow \mathbb{R}$, $\mu \mapsto \int_{\mathbf{M}} V d\mu$ has non-vanishing Wasserstein energy $\mathcal{E}_W(f)$.*

More explicitly, for every $x_0, x_1 \in \mathbf{M}$ and $\epsilon > 0$ with $|V(x_1) - V(x_0)| \geq \text{Lip}V \cdot \left[\frac{1}{2}d(x_0, x_1) + 2\epsilon\right]$ and with $\eta := \mathbb{P}^\beta(\mathbb{B}_\epsilon(\delta_x)) > 0$,

$$\mathcal{E}_W(f) \geq \frac{\eta}{8}(\text{Lip}V)^2. \quad (28)$$

Proof. Obviously, η as defined above is independent of x . The positivity of it was proven in Theorem 3.2.

Let points x_0, x_1 be given as above and let $(\Phi_t)_t$ be the associated family of isometries with $\Phi_1(x_0) = x_1$. Then

$$\mu \in \mathbb{B}_\epsilon(\delta_{x_0}) \Leftrightarrow (\Phi_1)_*\mu \in \mathbb{B}_\epsilon(\delta_{x_1}).$$

Furthermore, if $\mu \in \mathbb{B}_\epsilon(\delta_{x_0})$ and $\nu \in \mathbb{B}_\epsilon(\delta_{x_1})$, then by triangle inequality and Kantorovich duality

$$\begin{aligned} \left| \int V d\nu - \int V d\mu \right| &\geq \left| V(x_1) - V(x_0) \right| - \left| \int V d\nu - V(x_1) \right| - \left| \int V d\mu - V(x_0) \right| \\ &\geq \left| V(x_1) - V(x_0) \right| - \text{Lip}V \cdot W_1(\nu, \delta_{x_1}) - \text{Lip}V \cdot W_1(\mu, \delta_{x_0}) \\ &\geq \left| V(x_1) - V(x_0) \right| - 2\epsilon \cdot \text{Lip}V \\ &\geq \frac{1}{2}\text{Lip}V \cdot d(x_0, x_1) \end{aligned}$$

where the last inequality is due to our choice of x_0, x_1 and ϵ . Thus combined with Proposition 5.8, with $L = d(x_0, x_1)$,

$$\begin{aligned} \mathcal{E}_W(u) &\geq \frac{1}{2L^2} \int_{\mathcal{P}(\mathbf{M})} \left| u((\Phi_1)_*\mu) - u(\mu) \right|^2 d\mathbb{P}(\mu) \\ &\geq \frac{1}{2L^2} \int_{\mathbb{B}_\epsilon(\delta_{x_0})} \left| u((\Phi_1)_*\mu) - u(\mu) \right|^2 d\mathbb{P}(\mu) \\ &\geq \frac{1}{2L^2} \left(\frac{1}{2}\text{Lip}V \cdot d(x_0, x_1) \right)^2 \cdot \mathbb{P}(\mathbb{B}_\epsilon(\delta_{x_0})) \\ &= \frac{\eta}{8}(\text{Lip}V)^2. \end{aligned}$$

□

5.3 An Asymptotically Sharp Lower Estimate for the Wasserstein Energy

Let us finally consider a particularly easy example where the Wasserstein energy indeed is arbitrarily close to the corresponding pre-energy.

Theorem 5.11. *Let $\mathbf{M} = \mathbb{R}^n / \mathbb{Z}^n$ be the n -torus, identified with the set $(-1/2, 1/2]^n \subset \mathbb{R}^n$, and consider $f : \mathcal{P}(\mathbf{M}) \rightarrow \mathbb{R}$ defined as $f(\mu) = \int V d\mu$ with $V(x) = |x_1|$. Then for every $\epsilon > 0$ there exists $\beta_* > 0$ such that for each $\beta \in (0, \beta_*)$,*

$$\mathcal{E}_W(f) \geq (1 - \epsilon) \mathcal{E}_W^0(f)$$

where \mathcal{E}_W denotes the relaxation of \mathcal{E}_W^0 in $L^2(\mathcal{P}(\mathbf{M}), \mathbb{P}^\beta)$.

Proof. Put $\mathbf{M}_\epsilon := \{x \in \mathbf{M} : 0 < x_1 < 1/2 - \epsilon/2\}$ and $\mathcal{M}_\epsilon := \{\mu \in \mathcal{P}(\mathbf{M}) : \mu(\mathbf{M}_\epsilon) > 1 - \epsilon\}$. Then \mathcal{M}_ϵ is open in $\mathcal{P}(\mathbf{M})$. Therefore, Theorem 3.8 implies

$$\liminf_{\beta \rightarrow 0} \mathbb{P}^\beta(\mathcal{M}_\epsilon) \geq \mathbb{P}^0(\mathcal{M}_\epsilon) = \mathbf{m}\{x \in \mathbf{M} : \delta_x(\mathbf{M}_\epsilon) > 1 - \epsilon\} = \mathbf{m}(\mathbf{M}_\epsilon) = \frac{1}{2} - \frac{\epsilon}{2}.$$

Thus there exists $\beta_* > 0$ such that

$$\mathbb{P}^\beta(\mathcal{M}_\epsilon) \geq \frac{1}{2} - \epsilon$$

for all $\beta \in (0, \beta_*)$. For fixed $\beta \in (0, \beta_*)$ we define $\mathbb{P}_\epsilon^\beta(\cdot) := \frac{1}{C_\epsilon} \mathbb{P}^\beta(\mathbf{M}_\epsilon \cap \cdot)$ with $C_\epsilon := \mathbb{P}^\beta(\mathbf{M}_\epsilon)$, and similarly as in (25),

$$\vec{\mathbb{P}}_\epsilon^\beta := \hat{\Phi}_* \mathbb{P}_\epsilon^\beta \in \mathcal{P}\left(\mathcal{AC}_2([0, 1]; (\mathcal{P}(\mathbf{M}), \mathbf{W}_2))\right)$$

where $\Phi_t(x) := x + te_1$. From this we deduce that

$$1 - 2\epsilon \leq \frac{1}{\delta} \int_0^\delta \partial_1 V(\Phi_t(x)) d\mu_0(x) = \frac{1}{\delta} \left(f(\mu_\delta) - f(\mu_0) \right) \leq \frac{1}{\delta} \int_0^\delta g(\mu_t) dt$$

for $\vec{\mathbb{P}}_\epsilon^\beta$ -a.e. $(\mu_t)_{t \in [0, 1]} \in \mathcal{AC}_2([0, 1]; (\mathcal{P}(\mathbf{M}), \mathbf{W}_2))$ and every $\delta \in (0, \epsilon/2)$. Hence,

$$1 - 2\epsilon \leq \int_{\mathcal{P}(\mathbf{M})} \frac{1}{\delta} \int_0^\delta g((\Phi_t)_* \mu) dt d\mathbb{P}_\epsilon^\beta(\mu) = \frac{1}{C_\epsilon} \int_{\mathcal{M}_\epsilon} g(\mu) d\mathbb{P}^\beta(\mu)$$

Essentially the same argumentation applies to $\mathbf{M}'_\epsilon := \{x \in \mathbf{M} : -1/2 < x < -\epsilon/2\}$ and $\mathcal{M}'_\epsilon := \{\mu \in \mathcal{P}(\mathbf{M}) : \mu(\mathbf{M}'_\epsilon) > 1 - \epsilon\}$. Obviously, \mathcal{M}_ϵ and \mathcal{M}'_ϵ are disjoint, and $\mathbb{P}^\beta(\mathcal{M}'_\epsilon) \geq \frac{1}{2} - \epsilon$. Moreover, $g(\mu) \geq 1 - 2\epsilon$ for \mathbb{P}^β -a.e. $\mu \in \mathcal{M}'_\epsilon$. Therefore,

$$\int_{\mathcal{P}(\mathbf{M})} g d\mathbb{P}^\beta \geq \int_{\mathcal{M}_\epsilon} g d\mathbb{P}^\beta + \int_{\mathcal{M}'_\epsilon} g d\mathbb{P}^\beta \geq (1 - 2\epsilon) (\mathbb{P}^\beta(\mathcal{M}_\epsilon) + \mathbb{P}^\beta(\mathcal{M}'_\epsilon)) \geq (1 - 2\epsilon)^2.$$

Taking the minimal g thus yields

$$\mathcal{E}_W(f) = \frac{1}{2} \int_{\mathcal{P}(\mathbf{M})} g^2 d\mathbb{P}^\beta \geq \frac{1}{2} \left(\int_{\mathcal{P}(\mathbf{M})} g d\mathbb{P}^\beta \right)^2 \geq \frac{1}{2} (1 - 2\epsilon)^4.$$

On the other hand, obviously $\mathcal{E}_W^0(f) = \frac{1}{2} \int |\nabla V|^2 d\mathbf{m} = \frac{1}{2}$. □

Acknowledgement. The author gratefully acknowledges funding by the Deutsche Forschungsgemeinschaft through the Hausdorff Center for Mathematics and through CRC 1060 as well as through SPP 2265. He also thanks Lorenzo Dello Schiavo for providing the simulations in Figure 1.

References

- [AKR98] S. ALBEVERIO, YU. G. KONDRATIEV, AND M. RÖCKNER (1998): Analysis and geometry on configuration spaces. *J. Funct. Anal.*, **154**(2):444-500.
- [AGS05] L. AMBROSIO, N. GIGLI AND G. SAVARÉ (2005): Gradient flows in metric spaces and in the space of probability measures. *Lectures in Mathematics ETH Zürich. Birkhäuser Verlag, Basel*.
- [AGS14] L. AMBROSIO, N. GIGLI AND G. SAVARÉ (2014): Calculus and heat flow in metric measure spaces and applications to spaces with Ricci bounds from below *Inventiones mathematicae* 195(2), pp. 289-391.
- [AGS14a] L. AMBROSIO, N. GIGLI AND G. SAVARÉ (2014): Metric measure spaces with Riemannian Ricci curvature bounded from below. *Duke Mathematical Journal*, pp. 1405-1490.
- [AR10] S. ANDRES AND M.-K. VON RENESSE (2010): Particle approximation of the Wasserstein diffusion. *J. Funct. Anal.* **258**, issue 11, pages 3879-3905.
- [Br87] Y. BRENIER (1987): Décomposition polaire et réarrangement monotone des champs de vecteurs. *C. R. Acad. Sci. Paris Sér. I Math.* **305** no. 19, 805-808.
- [Ch12] O. CHODOSH (2012): A lack of Ricci bounds for the entropic measure on Wasserstein space over the interval, *J. Funct. Anal.*, **262**, no. 10, pp. 4570-4581.
- [CG19] Y. T. CHOW AND W. GANGBO (2019): A partial Laplacian as an infinitesimal generator on the Wasserstein space. *J. Differ. Equat.*, **267**(10):6065-6117.
- [CMS01] D. CORDERO-ERAUSQUIN, R. J. MCCANN AND M. SCHMUCKEN-SCHLÄGER (2001): A Riemannian interpolation inequality à la Borell, Brascamp and Lieb. *Invent. Math.* **146** no. 2, 219-257.
- [De1z] L. DELLO SCHIAVO (2017): Topological properties of the entropic measure. *Private communication*.
- [De19] L. DELLO SCHIAVO (2019): Characteristic functionals of Dirichlet measures. *Electron. J. Probab.* **24**, no. 115, 1-38.
- [De22] L. DELLO SCHIAVO (2022): The Dirichlet-Ferguson diffusion on the space of probability measures over a closed Riemannian manifold. *Ann. Probab.*, **50**(2):591.648.
- [DS09] M. DÖRING AND W. STANNAT (2009): The logarithmic Sobolev inequality for the Wasserstein Diffusion. *Probab. Th. Rel. Fields*, **145**, 189-209.
- [Fe73] T. S. FERGUSON (1973): A Bayesian analysis of some nonparametric problems. *Ann. Statist.* **1**, 209-230.
- [FSS23] M. FORNASIER, G. SAVARÉ AND G. E. SODINI (2023): Density of subalgebras of Lipschitz functions in metric Sobolev spaces and applications to Wasserstein Sobolev spaces. *arXiv:2209.00974v2*
- [FMMS02] U. FRISCH, S. MATARRESE, R. MOHAYAEI AND A. SOBOLEVSKI (2002): A reconstruction of the initial conditions of the Universe by optimal mass transportation. *Nature* **417**, pages 260-262.

- [GO00] A. J. GANESH, N. O'CONNELL (2000): A large-deviation principle for Dirichlet posteriors. *Bernoulli* **6** no. 6, pp. 1021-1034
- [Gr88] R. C. GRIFFITHS (1988): On the Distribution of Points in a Poisson Dirichlet Process. *Journal of Applied Probability* **25** no. 2, 336-345.
- [Mc01] R. J. MCCANN (2001): Polar factorization of maps on Riemannian manifolds. *Geom. Funct. Anal.* **11** no. 3, 589–608.
- [KR17] V. V. KONAROVSKIY AND M.-K. VON RENESSE (2017): Reversible Coalescing-fragmentating Wasserstein dynamics on the real line. *arXiv:1709.02839*.
- [KR18] V. V. KONAROVSKIY AND M.-K. VON RENESSE (2018): Modified massive Arratia flow and Wasserstein diffusion. *Comm. Pur. Appl. Math.*
- [LS87] J. LYNCH, J. SETHURAMAN (1987): Large deviations for processes with independent increments. *The Annals of Probability* **15** no. 2, pp. 610-627.
- [Ot01] F. OTTO (2001): The geometry of dissipative evolution equations: the porous medium equation. *Comm. Partial Differential Equations* **26** no. 1-2, 101–174.
- [Ro70] R. T. ROCKAFELLAR (1970): Convex analysis. *Princeton Mathematical Series* **28**.
- [RS09] M.-K. VON RENESSE AND K.-T. STURM (2009): Entropic measure and Wasserstein Diffusion. *Ann. Probab.* **37**, no. 3, 1114-1191.
- [RYZ08] M.-K. VON RENESSE, M. YOR AND L. ZAMBOTTI (2008): Quasi-invariance properties of a class of subordinators. *Stoch. Proc. Appl.* **118**, 2038–2057.
- [Rü96] L. RÜSCHENDORF (1996): On c -optimal random variables. *Statist. Probab. Lett.* **27** no. 3, 267–270.
- [Se94] J. SETHURAMAN (1994): A constructive definition of Dirichlet priors. *Statist. Sinica* **4** no. 2, 639–650.
- [St11] K.-T. STURM (2011): Entropic measure on multidimensional spaces, Seminar on Stochastic Analysis, Random Fields and Applications VI, Springer, pp. 261-277.
- [St14] K.-T. STURM (2014): A Monotone Approximation to the Wasserstein Diffusion. In *Singular Phenomena and Scaling in Mathematical Models* (ed. M. Griebel), pages 3-23, Springer.
- [Vi08] C. VILLANI (2008): Optimal Transport - Old and new. *Grundlehren. Springer, Berlin*.