

# Feedback stabilization and observer design for sterile insect technique model

Kala Agbo bidi

Sorbonne Université, CNRS, Université Paris-Cité, Laboratoire Jacques-Louis Lions, LJLL, INRIA équipe CAGE, F-75005 Paris, France, [kala.agbo\\_bidi@sorbonne-universite.fr](mailto:kala.agbo_bidi@sorbonne-universite.fr)

## Abstract

This paper focuses on the feedback global stabilization and observer construction for a sterile insect technique model. The sterile insect technique (SIT) is one of the most ecological methods for controlling insect pests responsible for worldwide crop destruction and disease transmission. In this work, we construct a feedback law that globally asymptotically stabilizes a SIT model at extinction equilibrium. Since the application of this type of control requires the measurement of different states of the target insect population, and, in practice, some states are more difficult or more expensive to measure than others, it is important to know how to construct a state estimator which from a few well-chosen measured states, estimates the other ones, as the one we build in the second part of our work. In the last part of our work, we show that we can apply the feedback control with estimated states to stabilize the full system.

**Keywords:** sterile insect technique; pest control; feedback control design; observer design; Lyapunov stability; mosquito population control; vector-borne disease

## 1 Introduction

SIT is presently one of the most ecological methods for controlling insect pests responsible for disease transmission or crop destruction worldwide. This technique consists in releasing sterile males into the insect pest population [1–3]. This approach aims at reducing fertility and, consequently, reducing the target insect population after a few generations. Classical SIT has been modeled and studied theoretically in a large number of papers to derive results to study the success of these strategies using discrete, continuous, or hybrid modeling approaches (for instance, the recent papers [4–10]).

Despite this extensive research, little has been done concerning the stabilization of the target population near extinction after the decay caused by the massive initial SIT intervention and there are still major difficulties due to the complexity of the dependency on climate, landscape and many other parameters which would be difficult to be integrated into the mathematical models studied. Not being able to consider all these parameters in our mathematical models and knowing that these external factors strongly impact the evolution of the density of the target population, we focus our studies on releases that now depend on the target population density measurements since, as we will see below, this makes our control more robust. Indeed, several monitoring tools can provide information on the size of the wild population throughout the year. So, a control that considers this information to adapt the size of the releases is possible and useful. This was already the case of [9, 11] in which a state feedback control law gives significant robustness qualities to the mathematical model of SIT. Although this approach provides evidence in terms of robustness because the control is directly adjusted according to the density of the population, its application requires to continuously measure the different states of the model. In practice, traps allow data to be collected to analyze the control's impact and technology is being developed that may allow us to obtain continuous data in the near future.

However, specific categories of data are still problematic or very expensive to obtain. For example, during a SIT intervention, it is difficult to measure the density of young females that have not yet

been fecundated or of females that were fecundated by wild males. In this work we use another control theory tool, which consists of constructing a state estimator for a dynamical system and using this estimator to apply feedback control. A state observer or state estimator is a system that provides an estimate of the natural state using some partial measurements of the real system. In our case, using traps, wild males as well as sterile males, can be measured. Using the observer system technique, we have built a system that allows us to estimate all other states.

The problem of observer design for linear systems was established and solved by [12] and [13]. While Kalman's Observer [12] was highly successful for linear systems, extending it to nonlinear systems took a lot of work. In several cases, the observer can be obtained from the extended Kalman filter by a particular choice of the matrix gain using linear matrix inequalities (LMIs). The development of the observer in this paper was motivated by its application to the SIT model. A model of this process can be written as

$$\dot{x} = Ax + B(y)x + Du, \quad (1.1)$$

$$y = Cx, \quad (1.2)$$

where  $y \in \mathbb{R}^m$  is the output,  $x \in \mathbb{R}^n$  is the state vector, and  $u \in \mathbb{R}^p$  is the input. The output matrix  $B(y)$  is such that the coefficients  $b(y)_{ij}$  are bounded for all  $i, j$ .

Our paper has three parts. In the first part, thanks to the backstepping approach, we build a feedback control law that stabilizes the zero population state for the SIT model for the mosquito population, which considers only the compartments of young females and fertilized females presented in [14]. In the second part we construct a state estimator for the SIT model. Finally, in the third part we show that the application of this feedback, depending on the measured states and the ones estimated thanks to the state estimator, globally stabilizes the system.

## 2 Mosquito population dynamics

The mosquito life cycle has several phases. The aquatic stage comprises eggs, larvae, and pupa, followed by the adult stage, where we consider both wild males and females. After emergence from the pupa, a female mosquito needs to mate and then to get a blood meal before it can start laying eggs. Then every 4–5 days, it will take a blood meal and lay 100–150 eggs at different places (10–15 per place). For the mathematical description, we will consider the following compartments [14].

- $E$  the density of population in aquatic stage,
- $Y$  the density of young females, not yet laying eggs,
- $F$  the density of fertilized and egg-laying females,
- $M$  the density of males,
- $M_s$  the density of sterile males,
- $U$  the density of females that mate with sterile males.

The  $Y$  compartment represents the stage of the young females before the start of their gonotrophic cycle, i.e., before they mate and take their first blood meal. It generally lasts for 3 to 4 days. The sterile insect technique introduces male mosquitoes to compete with wild males. We denote by  $M_s$  the density of sterile mosquitoes and by  $U$  the density of females that have mated with them. We assume that a female mating mosquito has probability  $\frac{M}{M+M_s}$  to mate with a wild male and probability  $\frac{M_s}{M+M_s}$  to mate with a sterile one. Hence, the transfer rate  $\eta$  from the compartment  $Y$  splits into transfer rate of  $\frac{\eta_1 M}{M+M_s}$  to compartment  $F$  and a transfer rate of  $\frac{\eta_2 M_s}{M+M_s}$  to compartment  $U$  of females that will be laying sterile (nonhatching) eggs. The mathematical model is the system

of ordinary differential equations presented in [15]

$$\dot{E} = \beta_E F \left(1 - \frac{E}{K}\right) - (\delta_E + \nu_E)E, \quad (2.1)$$

$$\dot{M} = (1 - \nu)\nu_E E - \delta_M M, \quad (2.2)$$

$$\dot{Y} = \nu\nu_E E - \frac{\eta_1 M}{M + M_s} Y - \frac{\eta_2 M_s}{M + M_s} Y - \delta_Y Y, \quad (2.3)$$

$$\dot{F} = \frac{\eta_1 M}{M + M_s} Y - \delta_F F, \quad (2.4)$$

$$\dot{U} = \frac{\eta_2 M_s}{M + M_s} Y - \delta_U U, \quad (2.5)$$

$$\dot{M}_s = u - \delta_s M_s. \quad (2.6)$$

The parameter  $\delta_Y$  is the mortality rate, for young females (they can die without mating for diverse reason like predators or other hostile environmental conditions). Male mosquitoes can mate for most of their lives. A female mosquito needs a successful mating to be able to reproduce for the rest of her life,  $\beta_E > 0$  is the oviposition rate;  $\delta_E, \delta_M, \delta_F, \delta_Y, \delta_s > 0$  are the death rates respectively for eggs, wild adult males, fertilized females, young females and sterile males;  $\nu_E > 0$  is the hatching rate for eggs;  $\nu \in (0, 1)$ , the probability that a pupa gives rise to a female, and  $(1 - \nu)$  is, therefore, the probability of giving rise to a male.  $K > 0$  is the environmental capacity for eggs. It can be interpreted as the maximum density of eggs that females can lay in breeding sites. Since here the larval and pupal compartments are not present, we consider that  $E$  represents all the aquatic compartments, in which case, this term  $K$  represents a logistic law's carrying capacity for the aquatic phase, which also includes the effects of competition between larvae. The control function  $u$  represents the number of mosquitoes released during the SIT intervention. It is interesting to follow the evolution of the state  $U$  because female mosquitoes, once fertilized by sterile males, will continue their gonotrophic cycle normally and, therefore, can still transmit disease. We will assume in this work that

$$\delta_s \geq \delta_M. \quad (2.7)$$

In [14, 15], equilibria and their stability property were studied for the system without control.

$$\dot{E} = \beta_E F \left(1 - \frac{E}{K}\right) - (\delta_E + \nu_E)E, \quad (2.8)$$

$$\dot{M} = (1 - \nu)\nu_E E - \delta_M M, \quad (2.9)$$

$$\dot{Y} = \nu\nu_E E - (\eta_1 + \delta_Y)Y, \quad (2.10)$$

$$\dot{F} = \eta_1 Y - \delta_F F. \quad (2.11)$$

$$(2.12)$$

Its basic offspring number is  $\mathcal{R}_0 = \frac{\eta_1 \beta_E \nu \nu_E}{\delta_F (\nu_E + \delta_E) (\eta_1 + \delta_Y)}$ . For the rest of our work, we assume that

$$\mathcal{R}_0 > 1. \quad (2.13)$$

### 3 Global stabilization by a feedback law

We assume that wild males are more likely to fertilize young females because they are born in the same egg-laying site. We define

$$\Delta\eta = \eta_1 - \eta_2 \geq 0. \quad (3.1)$$

Other authors, such as in [14], have already studied the stability of this type of model. The difference in our approach lies in the kind of control used initially for global stabilization. Indeed, in most of the prior studies the controls  $u$  studied were independent of system states. Some previous

works have considered certain simple applications of feedback control to SIT (see, for instance, [9, 16, 17]). In a previous paper [11], we used the backstepping method to build a feedback control system that simplifies the SIT model, which is presented in [4], assuming that all females are immediately fertilized. Here we consider the system

$$\dot{E} = \beta_E F \left(1 - \frac{E}{K}\right) - (\delta_E + \nu_E)E, \quad (3.2)$$

$$\dot{M} = (1 - \nu)\nu_E E - \delta_M M, \quad (3.3)$$

$$\dot{Y} = \nu\nu_E E - \frac{\Delta\eta M}{M + M_s} Y - (\eta_2 + \delta_Y)Y, \quad (3.4)$$

$$\dot{F} = \frac{\eta_1 M}{M + M_s} Y - \delta_F F, \quad (3.5)$$

$$\dot{U} = \frac{\eta_2 M_s}{M + M_s} Y - \delta_U U, \quad (3.6)$$

$$\dot{M}_s = u - \delta_s M_s. \quad (3.7)$$

Let  $\mathcal{N} := [0, +\infty)^6$  and  $\mathcal{X} := (E, M, Y, F, U, M_s)^T$ . When applying a feedback law  $u : \mathcal{N} \rightarrow [0, +\infty)$ , the closed-loop system is the system

$$\dot{\mathcal{X}} = H(\mathcal{X}, u(\mathcal{X})), \quad (3.8)$$

where  $H$  is the right-hand side of Eqs (3.2)–(3.7). The construction method remains the same as in our previous paper [11]. In this work, we also consider solutions in the Filippov sense of our discontinuous closed-loop system (see, for instance [18–23]). Let us define  $x := (E, M, Y, F, U)^T$ . We must rewrite the target system (3.2)–(3.6) in the following form to apply the backstepping method (see, for instance [35, Theorem 12.24, page 334]):

$$\begin{cases} \dot{x} = f(x, M_s), \\ \dot{M}_s = u - \delta_s M_s, \end{cases} \quad (3.9)$$

where  $f : \mathbb{R}^6 \rightarrow \mathbb{R}^5$  represents the right hand side of (3.2)–(3.6). We then consider the control system  $\dot{x} = f(x, M_s)$  with the state being  $x \in \mathcal{D} := [0, +\infty)^5$  and the control being  $M_s \in [0, +\infty)$ . We assume that  $M_s$  is of the form  $M_s = \theta M$  for a constant  $\theta > 0$ . Then, we define and study the closed-loop system

$$\dot{x} = f(x, \theta M). \quad (3.10)$$

Its offspring number is

$$\mathcal{R}(\theta) := \frac{\beta_E \eta_1 \nu \nu_E}{\delta_F (\nu_E + \delta_E) (\Delta\eta + (1 + \theta)(\eta_2 + \delta_Y))}. \quad (3.11)$$

Note that if  $\mathcal{R}(\theta) \leq 1$ ,  $\mathbf{0} \in \mathbb{R}^5$  is the only equilibrium point of the system in  $\mathcal{D}$ . Our next proposition shows that the feedback law  $M_s = \theta M$  stabilizes our control system  $\dot{x} = f(x, M_s)$  if  $\mathcal{R}(\theta) < 1$ .

**Proposition 3.1.** *Assume that*

$$\mathcal{R}(\theta) < 1. \quad (3.12)$$

*Then  $\mathbf{0}$  is globally exponentially stable in  $\mathcal{D}$  for system (3.10). The exponential convergence rate is bounded from above by the positive constant  $c$  defined by relation (3.16).*

**Proof.** We apply Lyapunov's second theorem. To do so, we define  $V : [0, +\infty)^5 \rightarrow \mathbb{R}_+$ ,  $x \mapsto V(x)$ ,

$$V(x) := \frac{(1 + 2\mathcal{R}(\theta))\nu\nu_E}{(\nu_E + \delta_E)(1 - \mathcal{R}(\theta))} E + \nu M + \frac{3\mathcal{R}(\theta)}{(1 - \mathcal{R}(\theta))} Y + \frac{(2 + \mathcal{R}(\theta))\beta_E \nu \nu_E}{\delta_F (\nu_E + \delta_E)(1 - \mathcal{R}(\theta))} F + \sigma U, \quad (3.13)$$

where  $\sigma > 0$  is a constant, that we will choose later.

As (3.12) holds,  $V$  is of class  $\mathcal{C}^1$ ,  $V(x) > V((0,0,0,0,0)^T) = 0$ ,  $\forall x \in [0, +\infty)^5 \setminus \{(0,0,0,0,0)^T\}$ ,  $V(x) \rightarrow +\infty$  when  $\|x\| \rightarrow +\infty$  with  $x \in \mathcal{D}$  and

$$\begin{aligned} \dot{V}(x) = & -\frac{\beta_E \nu \nu_E}{(\nu_E + \delta_E)} F - \nu \delta_M M - \frac{(1 + 2\mathcal{R}(\theta)) \nu \nu_E}{(\nu_E + \delta_E)(1 - \mathcal{R}(\theta))} \frac{\beta_E}{K} F E \\ & - \nu^2 \nu_E E - \frac{\eta_1 \beta_E \nu \nu_E}{\delta_F (\nu_E + \delta_E)(1 + \theta)} Y - \frac{\sigma \eta_2}{1 + \theta} Y + \sigma \eta_2 Y - \sigma \delta_U U. \end{aligned}$$

By choosing

$$\sigma := \frac{\eta_1 \beta_E \nu \nu_E \mathcal{R}(\theta)}{(1 + \theta) \eta_2 (\nu_E + \delta_E) \delta_F} \quad (3.14)$$

we get

$$\begin{aligned} \dot{V}(x) = & -\frac{\beta_E \nu \nu_E}{(\nu_E + \delta_E)} F - \nu \delta_M M - \frac{(1 + 2\mathcal{R}(\theta)) \nu \nu_E}{(\nu_E + \delta_E)(1 - \mathcal{R}(\theta))} \frac{\beta_E}{K} F E \\ & - \nu^2 \nu_E E - \frac{\eta_1 \beta_E \nu \nu_E (1 + \theta (1 - \mathcal{R}(\theta)))}{\delta_F (\nu_E + \delta_E) (1 + \theta)^2} Y - \sigma \delta_U U. \end{aligned}$$

and using once more (3.12), we get

$$\dot{V}(x) \leq -cV(x), \quad \forall x \in [0, +\infty)^5, \quad (3.15)$$

with

$$\begin{aligned} c := \min \left\{ \frac{\nu(\nu_E + \delta_E)(1 - \mathcal{R}(\theta))}{(1 + 2\mathcal{R}(\theta))}, \delta_M, \frac{\delta_F(1 - \mathcal{R}(\theta))}{2 + \mathcal{R}(\theta)}, \delta_U, \right. \\ \left. \frac{\eta_1 \beta_E \nu \nu_E (1 + \theta (1 - \mathcal{R}(\theta)))}{\delta_F (\nu_E + \delta_E) (1 + \theta)^2} \frac{(1 - \mathcal{R}(\theta))}{3\mathcal{R}(\theta)} \right\} > 0. \quad (3.16) \end{aligned}$$

This concludes the proof of Proposition 3.1.  $\square$

**Remark 3.1.** When the Allee effect is included in the model (for instance [4, Eq (2.5), Page 25]), the control  $M_s = \theta M$  can still be used, and the proof of the stability result can still be done using the same Lyapunov function (3.13).

We define

$$\phi := \frac{(2 + \mathcal{R}(\theta)) \eta_1 \beta_E \nu \nu_E - 3\mathcal{R}(\theta) \Delta \eta \delta_F (\nu_E + \delta_E)}{\delta_F (\nu_E + \delta_E) (1 - \mathcal{R}(\theta)) (1 + \theta)} - \frac{\eta_1 \beta_E \nu \nu_E \mathcal{R}(\theta)}{(1 + \theta)^2 (\delta_E + \nu_E) \delta_F}, \quad (3.17)$$

$$Q := 3(\eta_2 + \delta_Y)(1 + \theta)(\nu_E + \delta_E) \delta_F - (1 - \mathcal{R}(\theta)) \eta_1 \beta_E \nu \nu_E, \quad (3.18)$$

and for  $\alpha > 0$ , the map  $G : \mathcal{N} := [0, +\infty)^6 \rightarrow \mathbb{R}$ ,  $(x^T, M_s)^T \mapsto G((x^T, M_s)^T)$  by

$$\begin{aligned} G((x^T, M_s)^T) := & \frac{\phi Y (\theta M + M_s)^2}{\alpha (M + M_s) (3\theta M + M_s)} + \frac{((1 - \nu) \nu_E \theta E - \theta \delta_M M) (\theta M + 3M_s)}{3\theta M + M_s} \\ & + \delta_s M_s + \frac{1}{\alpha} (\theta M - M_s) \text{ if } M + M_s \neq 0, \quad (3.19) \end{aligned}$$

$$G((x^T, M_s)^T) := 0 \text{ if } M + M_s = 0. \quad (3.20)$$

Finally, let us define the feedback law  $u : \mathcal{N} \rightarrow [0, +\infty)$ ,  $(x^T, M_s)^T \mapsto u((x^T, M_s)^T)$ , by

$$u((x^T, M_s)^T) := \max(0, G((x^T, M_s)^T)). \quad (3.21)$$

The global stability result is the following.

**Theorem 3.1.** Assume that (3.12) holds. Then  $\mathbf{0} \in \mathcal{N}$  is globally exponentially stable in  $\mathcal{N}$  for system (3.2)–(3.6) with the feedback law (3.21). The exponential convergence rate is bounded by the positive constant  $c_p$  defined by

$$c_p := \min\left\{c, \frac{1}{\alpha}, \delta_M, \frac{Q}{3(1+\theta)\delta_F(\nu_E + \delta_E)}, \delta_U\right\}. \quad (3.22)$$

**Lemma 3.1.** Assume that (2.13) and (3.12) hold, then  $\phi > 0$ .

**Proof.**

Let us define  $\phi_1 := \frac{(2+\mathcal{R}(\theta))\eta_1\beta_E\nu\nu_E-3\mathcal{R}(\theta)\Delta\eta\delta_F(\nu_E+\delta_E)}{\delta_F(\nu_E+\delta_E)(1-\mathcal{R}(\theta))(1+\theta)}$ . We get from the relation (2.13) that  $\eta_1\beta_E\nu\nu_E > \delta_F(\nu_E + \delta_E)(\eta_1 + \delta_Y)$ . So

$$\phi_1 > \frac{2\eta_1}{(1+\theta)} + \frac{(2+\mathcal{R}(\theta))\delta_Y + 3\mathcal{R}(\theta)\eta_2}{(1-\mathcal{R}(\theta))(1+\theta)}. \quad (3.23)$$

From relation (3.12) we get  $\frac{\beta_E\eta_1\nu\nu_E}{\delta_F(\nu_E+\delta_E)} < \Delta\eta + (1+\theta)(\eta_2 + \delta_Y)$ . Thus

$$\begin{aligned} \phi &> \frac{2\eta_1}{(1+\theta)} + \frac{(2+\mathcal{R}(\theta))\delta_Y + 3\mathcal{R}(\theta)\eta_2}{(1-\mathcal{R}(\theta))(1+\theta)} - \frac{\Delta\eta\mathcal{R}(\theta) + (1+\theta)(\eta_2 + \delta_Y)\mathcal{R}(\theta)}{(1+\theta)^2}, \\ &> \frac{2\eta_1\mathcal{R}(\theta)}{(1+\theta)} + \frac{(2+\mathcal{R}(\theta))\delta_Y + 3\mathcal{R}(\theta)\eta_2}{(1-\mathcal{R}(\theta))(1+\theta)} + \frac{\eta_2\mathcal{R}(\theta)}{(1+\theta)^2} - \frac{\eta_1\mathcal{R}(\theta)}{(1+\theta)^2} - \frac{(\eta_2 + \delta_Y)\mathcal{R}(\theta)}{1+\theta}, \\ &> \frac{\eta_1\mathcal{R}(\theta)(1+2\theta)}{(1+\theta)^2} + \frac{2\mathcal{R}(\theta)\eta_2 + 2\delta_Y + \mathcal{R}(\theta)^2(\eta_2 + \delta_Y)}{(1-\mathcal{R}(\theta))(1+\theta)} + \frac{\eta_2\mathcal{R}(\theta)}{(1+\theta)^2}, \\ &> 0. \end{aligned}$$

□

**Proof of Theorem 3.1.** Let  $\alpha > 0$  and define  $W : \mathcal{N} \rightarrow \mathbb{R}$  by

$$W((x^T, M_s)^T) := V(x) + \alpha \frac{(\theta M - M_s)^2}{\theta M + M_s} \text{ if } M + M_s \neq 0, \quad (3.24)$$

$$W((x^T, M_s)^T) := V(x) \text{ if } M + M_s = 0. \quad (3.25)$$

We have

$$W \text{ is continuous,} \quad (3.26)$$

$$W \text{ is of class } \mathcal{C}^1 \text{ on } \mathcal{N} \setminus \{(E, M, Y, F, U, M_s)^T \in \mathcal{N}; M + M_s = 0\}, \quad (3.27)$$

$$W((x^T, M_s)^T) \rightarrow +\infty \text{ as } \|x\| + M_s \rightarrow +\infty, \text{ with } x \in \mathcal{D} \text{ and } M_s \in [0, +\infty), \quad (3.28)$$

$$W((x^T, M_s)^T) > W(\mathbf{0}) = 0, \forall (x^T, M_s)^T \in \mathcal{N} \setminus \{\mathbf{0}\}. \quad (3.29)$$

From now on, and until the end of this proof, we assume that  $(x^T, M_s)^T$  is in  $\mathcal{N}$  and until (3.44) below we further assume that

$$(M, M_s) \neq (0, 0). \quad (3.30)$$

One has

$$\begin{aligned} \dot{W}((x^T, M_s)^T) &= \nabla V(x)^T \cdot f(x, M_s) + \alpha(\theta M - M_s) \frac{2(\theta\dot{M} - \dot{M}_s)(\theta M + M_s) - (\theta\dot{M} + \dot{M}_s)(\theta M - M_s)}{(\theta M + M_s)^2}, \\ &= \nabla V(x)^T \cdot f(x, \theta M) + \nabla V(x)^T \cdot (f(x, M_s) - f(x, \theta M)) \\ &\quad + \alpha(\theta M - M_s) \frac{\theta\dot{M}(\theta M + 3M_s) - \dot{M}_s(3\theta M + M_s)}{(\theta M + M_s)^2}. \end{aligned}$$

Since

$$\begin{aligned}\nabla V(x)^T \cdot (f(x, M_s) - f(x, \theta M)) &= \begin{pmatrix} \frac{(1+2\mathcal{R}(\theta))\nu\nu_E}{(\nu_E+\delta_E)(1-\mathcal{R}(\theta))} \\ \nu \\ \frac{3\mathcal{R}(\theta)}{(1-\mathcal{R}(\theta))} \\ \frac{(2+\mathcal{R}(\theta))\beta_E\nu\nu_E}{\delta_F(\nu_E+\delta_E)(1-\mathcal{R}(\theta))} \\ \frac{\eta_1\beta_E\nu\nu_E\mathcal{R}(\theta)}{(1+\theta)\eta_2(\nu_E+\delta_E)\delta_F} \end{pmatrix} \cdot \begin{pmatrix} 0 \\ 0 \\ -\frac{\Delta\eta(\theta M-M_s)}{(M+M_s)(1+\theta)}Y \\ \frac{\eta_1(\theta M-M_s)}{(M+M_s)(1+\theta)}Y \\ -\frac{\eta_2(\theta M-M_s)}{(M+M_s)(1+\theta)}Y \end{pmatrix} \\ &= \frac{\phi Y(\theta M - M_s)}{M + M_s},\end{aligned}$$

$$\begin{aligned}\dot{W}((x^T, M_s)^T) &= \nabla V(x)^T \cdot f(x, \theta M) + \alpha \frac{(\theta M - M_s)}{(\theta M + M_s)^2} \\ &\quad \left[ \frac{(\nabla V(x) \cdot (f((x^T, M_s)^T) - f(x, \theta M)))(\theta M + M_s)^2}{\alpha(\theta M - M_s)} \right. \\ &\quad \left. + \theta \dot{M}(\theta M + 3M_s) - \dot{M}_s(3\theta M + M_s) \right] \\ &= \dot{V}(x) + \alpha \frac{(\theta M - M_s)}{(\theta M + M_s)^2} \left[ \frac{\phi Y(\theta M + M_s)^2}{\alpha(M + M_s)} \right. \\ &\quad \left. + ((1 - \nu)\nu_E\theta E - \theta\delta_M M)(\theta M + 3M_s) \right. \\ &\quad \left. - u(3\theta M + M_s) + \delta_s M_s(3\theta M + M_s) \right].\end{aligned}\tag{3.31}$$

$$\begin{aligned}&\quad \left[ \frac{\phi Y(\theta M + M_s)^2}{\alpha(M + M_s)} \right. \\ &\quad \left. + ((1 - \nu)\nu_E\theta E - \theta\delta_M M)(\theta M + 3M_s) \right. \\ &\quad \left. - u(3\theta M + M_s) + \delta_s M_s(3\theta M + M_s) \right].\end{aligned}\tag{3.32}$$

We take  $u$  as given by (3.21). Therefore, in the case where

$$\begin{aligned}\frac{\phi Y(\theta M + M_s)^2}{\alpha(M + M_s)} + ((1 - \nu)\nu_E\theta E - \theta\delta_M M)(\theta M + 3M_s) \\ + \delta_s M_s(3\theta M + M_s) + \frac{1}{\alpha}(\theta M - M_s)(3\theta M + M_s) > 0,\end{aligned}\tag{3.33}$$

$$\begin{aligned}u &= \frac{1}{3\theta M + M_s} \left[ \frac{\phi Y(\theta M + M_s)^2}{\alpha(M + M_s)} + ((1 - \nu)\nu_E\theta E - \theta\delta_M M)(\theta M + 3M_s) \right. \\ &\quad \left. + \delta_s M_s(3\theta M + M_s) + \frac{1}{\alpha}(\theta M - M_s)(3\theta M + M_s) \right],\end{aligned}$$

which, together with (3.32), leads to

$$\dot{W}((x^T, M_s)^T) = \dot{V}(x) - \frac{(\theta M - M_s)^2(3\theta M + M_s)}{(\theta M + M_s)^2}.\tag{3.34}$$

Otherwise, i.e., if (3.33) does not hold,

$$\begin{aligned}\frac{\phi Y(\theta M + M_s)^2}{\alpha(M + \gamma_s M_s)} + ((1 - \nu)\nu_E\theta E - \theta\delta_M M)(\theta M + 3M_s) \\ + \delta_s M_s(3\theta M + M_s) + \frac{1}{\alpha}(\theta M - M_s)(3\theta M + M_s) \leq 0,\end{aligned}\tag{3.35}$$

so, by (3.21),

$$u = 0.\tag{3.36}$$

We consider two cases. If  $\theta M > M_s$  using (3.32), (3.35) and (3.36)

$$\begin{aligned}\dot{W}((x^T, M_s)^T) &\leq \dot{V}(x) - \frac{(\theta M - M_s)^2(3\theta M + M_s)}{(\theta M + M_s)^2}, \\ &\leq -cV(x) - \frac{(\theta M - M_s)^2}{\theta M + M_s}, \\ &\leq -c_1 W((x^T, M_s)^T),\end{aligned}\tag{3.37}$$

with

$$c_1 := \min\{c, \frac{1}{\alpha}\} > 0. \quad (3.38)$$

Otherwise, ff  $\theta M \leq M_s$ , using once more (3.32) and (3.36)

$$\begin{aligned} \dot{W}((x^T, M_s)^T) &= \dot{V}(x) + \alpha \frac{(\theta M - M_s)}{(\theta M + M_s)^2} \left[ \frac{\phi Y(\theta M + M_s)^2}{\alpha(M + M_s)} \right. \\ &\quad \left. + \theta((1 - \nu)\nu_E E - \delta_M M)(\theta M + 3M_s) \right. \\ &\quad \left. + \delta_s M_s(3\theta M + M_s) \right]. \end{aligned} \quad (3.39)$$

$$\begin{aligned} \dot{W}((x^T, M_s)^T) &= \dot{V}(x) + \alpha \frac{(\theta M - M_s)}{(\theta M + M_s)^2} \left[ \frac{\phi Y(\theta M + M_s)^2}{\alpha(M + M_s)} + \theta((1 - \nu)\nu_E E) \right] \\ &\quad + \alpha \frac{(\theta M - M_s)}{(\theta M + M_s)^2} \left[ -\delta_M M(\theta M + 3M_s) + \delta_s M_s(3\theta M + M_s) \right]. \end{aligned} \quad (3.40)$$

From Lemma 3.1 we deduce that  $\phi > 0$  and as  $(x^T, M_s)^T \in \mathcal{N}$ , one has  $\frac{\phi Y(\theta M + M_s)^2}{\alpha(M + M_s)} + \theta(1 - \nu)\nu_E E \geq 0$ .

$$\text{So, } \theta M - M_s \leq 0 \implies \alpha \frac{(\theta M - M_s)}{(\theta M + M_s)^2} \left[ \frac{\phi Y(\theta M + M_s)^2}{\alpha(M + M_s)} + \theta(1 - \nu)\nu_E E \right] \leq 0. \quad (3.41)$$

Equation (3.40) becomes

$$\dot{W}((x^T, M_s)^T) \leq \dot{V}(x) + \alpha \frac{(\theta M - M_s)}{(\theta M + M_s)^2} \left[ -\theta\delta_M M(\theta M + 3M_s) + \delta_s M_s(3\theta M + M_s) \right]. \quad (3.42)$$

The inequality (2.7) gives  $\delta_s \geq \delta_M$  and one has

$$\begin{aligned} -\theta\delta_M M(\theta M + 3M_s) + \delta_s M_s(3\theta M + M_s) &\geq -\theta\delta_M M(\theta M + 3M_s) + \delta_M M_s(3\theta M + M_s) \\ &\geq \delta_M(M_s - \theta M)(M_s + \theta M). \end{aligned} \quad (3.43)$$

(3.43) together with  $\theta M - M_s \leq 0$ , implies that

$$\begin{aligned} \dot{W}((x^T, M_s)^T) &\leq \dot{V}(x) - \alpha\delta_M \frac{(\theta M - M_s)^2}{(\theta M + M_s)}, \\ &\leq -c_2 W((x^T, M_s)^T), \end{aligned} \quad (3.44)$$

with

$$c_2 := \min\{c, \delta_M\} > 0. \quad (3.45)$$

Let us now deal with the case where (3.30) is not satisfied. Note that, for every  $\tau \geq 0$ ,  $M(\tau) + M_s(\tau) > 0$  implies that  $M(t) + M_s(t) > 0$  for all  $t \geq \tau$ . Thus, if  $M(0) + M_s(0) = 0$ , there exists  $t_s \in [0, +\infty]$  such that  $M(t) + M_s(t) = 0$  if and only if  $t \in [0, t_s] \setminus \{+\infty\}$ . Let us study only the case  $t_s \in (0, +\infty)$  (the case  $t_s = 0$  is obvious and the case  $t_s = +\infty$  is a corollary of our study of the case  $t_s \in (0, +\infty)$ ). Let us first point out that, for every  $(M, M_s)^T \in [0, +\infty)^2$  such that  $M + M_s > 0$ , one has

$$\begin{aligned} \frac{M}{M + M_s} &\leq 1, \\ (\theta M + M_s)^2 &\leq (3\theta M + M_s)^2 \text{ and } \frac{(\theta M + M_s)^2}{(M + M_s)(3\theta M + M_s)} \leq \frac{(3\theta M + M_s)}{M + M_s} \leq 3\theta + 1, \\ \frac{\theta M + 3M_s}{3\theta M + M_s} &= \frac{\theta M}{3\theta M + M_s} + \frac{3M_s}{3\theta M + M_s} \leq \frac{1}{3} + 3 \leq 4. \end{aligned}$$



So

$$\frac{M}{M+M_s} \in [0, 1], \quad \frac{(\theta M + M_s)^2}{(M+M_s)(3\theta M + M_s)} \in [0, 3\theta + 1], \quad \text{and} \quad \frac{\theta M + 3M_s}{3\theta M + M_s} \in [0, 4]. \quad (3.46)$$

Let  $t \mapsto \mathcal{X}(t) = (E(t), M(t), Y(t), F(t), U(t), M_s(t))^T$  be a solution (in the Filippov sense) of the closed-loop system (3.2)–(3.6) such that, for some  $t_s \in (0, +\infty)$

$$M(t) + M_s(t) = 0, \quad \forall t \in [0, t_s]. \quad (3.47)$$

Note that (3.47) implies that

$$M(t) = M_s(t) = 0, \quad \forall t \in [0, t_s]. \quad (3.48)$$

From (3.46), (3.48) and the definition of a Filippov solution, one has on  $(0, t_s)$

$$\begin{pmatrix} \dot{E} \\ \dot{M} \\ \dot{Y} \\ \dot{F} \\ \dot{U} \\ \dot{M}_s \end{pmatrix} = \begin{pmatrix} \beta_E F(1 - \frac{E}{K}) - (\nu_E + \delta_E)E \\ (1 - \nu)\nu_E E - \delta_M M \\ \nu\nu_E E - \kappa(t)\Delta\eta Y - (\eta_2 + \delta_Y)Y \\ \eta_1 Y \kappa(t) - \delta_F F \\ \eta_2(1 - \kappa(t))Y - \delta_U U \\ Yg_1(t) + Eg_2(t) - \delta_s M_s \end{pmatrix} \quad (3.49)$$

with

$$\kappa(t) \in [0, 1], \quad g_1(t) \in \frac{\phi}{\alpha}[0, 3\theta + 1] \quad \text{and} \quad g_2(t) \in (1 - \nu)\nu_E\theta[0, 4]. \quad (3.50)$$

From (3.48) and the second line of (3.49), one has

$$E(t) = 0, \quad \forall t \in [0, t_s]. \quad (3.51)$$

From the first line of (3.49) and (3.51), we get

$$F(t) = 0, \quad \forall t \in [0, t_s]. \quad (3.52)$$

Let us first consider the case where  $Y(0) = 0$ . Then, from the third line of (3.49) and (3.51), one has

$$Y(t) = 0, \quad \forall t \in [0, t_s]. \quad (3.53)$$

To summarize, from (3.48), the fifth line of (3.49), (3.51), (3.52) and (3.53)

$$E(t) = M(t) = Y(t) = F(t) = M_s(t) = 0 \quad \text{and} \quad \dot{U}(t) = -\delta_U U(t), \quad \forall t \in [0, t_s], \quad (3.54)$$

which, with (3.13), (3.16) and (3.25), gives

$$\dot{W}(t) = -\sigma\delta_U U(t) \leq -\delta_U W(t), \quad \forall t \in [0, t_s]. \quad (3.55)$$

Let us finally consider the case where  $Y(0) > 0$ . Then, from the third line of (3.49),

$$Y(t) > 0, \quad \forall t \in [0, t_s], \quad (3.56)$$

which, together with the fourth line of (3.49) and (3.52), implies

$$\kappa(t) = 0, \quad \forall t \in [0, t_s]. \quad (3.57)$$

To summarize, from (3.48), the third and the fifth line of (3.49), (3.51), (3.52) and (3.57),

$$E(t) = M(t) = F(t) = M_s(t) = 0, \quad \dot{Y}(t) = -(\eta_2 + \delta_Y)Y(t), \quad \text{and} \quad \dot{U}(t) = \eta_2 Y - \delta_U U(t), \quad \forall t \in [0, t_s],$$

which, with (3.13), (3.14), (3.16) and (3.25), gives

$$\begin{aligned}
\dot{W}(t) &= -(\eta_2 + \delta_Y) \frac{3\mathcal{R}(\theta)}{(1 - \mathcal{R}(\theta))} Y(t) + \eta_2 \sigma Y(t) - \sigma \delta_U U(t) \\
&= -\mathcal{R}(\theta) \left( (\eta_2 + \delta_Y) \frac{3}{(1 - \mathcal{R}(\theta))} - \frac{\eta_1 \beta_E \nu \nu_E}{(1 + \theta)(\nu_E + \delta_E) \delta_F} \right) Y(t) - \sigma \delta_U U(t) \\
&= -\mathcal{R}(\theta) \left( \frac{Q}{(1 - \mathcal{R}(\theta))(1 + \theta)(\nu_E + \delta_E) \delta_F} \right) Y(t) - \sigma \delta_U U(t)
\end{aligned} \tag{3.58}$$

where

$$Q := 3(\eta_2 + \delta_Y)(1 + \theta)(\nu_E + \delta_E) \delta_F - (1 - \mathcal{R}(\theta)) \eta_1 \beta_E \nu \nu_E. \tag{3.59}$$

To end the proof we have to prove that  $Q > 0$ . Using the relation (3.11) and (3.12) we have

$$\beta_E \eta_1 \nu \nu_E < \mathcal{R}(\theta) \delta_F (\nu_E + \delta_E) \Delta \eta + \delta_F (\nu_E + \delta_E) (1 + \theta) (\eta_2 + \delta_Y). \tag{3.60}$$

Recall that  $\Delta \eta = \eta_1 - \eta_2$ . One has

$$\begin{aligned}
Q &= 3(\eta_2 + \delta_Y)(1 + \theta)(\nu_E + \delta_E) \delta_F - \eta_1 \beta_E \nu \nu_E + \mathcal{R}(\theta) \eta_1 \beta_E \nu \nu_E \\
&> 2(\eta_2 + \delta_Y)(1 + \theta)(\nu_E + \delta_E) \delta_F - \mathcal{R}(\theta) \Delta \eta (\nu_E + \delta_E) \delta_F + \mathcal{R}(\theta) \eta_1 \beta_E \nu \nu_E \\
&> 2(\eta_2 + \delta_Y)(1 + \theta)(\nu_E + \delta_E) \delta_F - \mathcal{R}(\theta) \eta_1 (\nu_E + \delta_E) \delta_F + \mathcal{R}(\theta) \eta_1 \beta_E \nu \nu_E + \mathcal{R}(\theta) \eta_2 (\nu_E + \delta_E) \delta_F.
\end{aligned}$$

From the relation (2.13),  $\eta_1 \beta_E \nu \nu_E > \delta_F (\nu_E + \delta_E) (\eta_1 + \delta_Y)$ .

$$\begin{aligned}
Q &> 2(\eta_2 + \delta_Y)(1 + \theta)(\nu_E + \delta_E) \delta_F - \mathcal{R}(\theta) \eta_1 (\nu_E + \delta_E) \delta_F + \mathcal{R}(\theta) \delta_F (\nu_E + \delta_E) (\eta_1 + \delta_Y) + \mathcal{R}(\theta) \eta_2 (\nu_E + \delta_E) \delta_F \\
&> 2(\eta_2 + \delta_Y)(1 + \theta)(\nu_E + \delta_E) \delta_F + \mathcal{R}(\theta) (\eta_2 + \delta_Y) (\nu_E + \delta_E) \delta_F \\
&> 0.
\end{aligned}$$

We get

$$\dot{W}(t) \leq -c' W(t), \quad \forall t \in [0, t_s], \tag{3.61}$$

where

$$c' := \min \left\{ \frac{Q}{3(1 + \theta) \delta_F (\nu_E + \delta_E)}, \delta_U \right\}. \tag{3.62}$$

This proves Theorem 3.1 and gives the global exponential stability. From (3.38), (3.45) and (3.62) we obtain an estimate on the exponential decay rate

$$c_p := \min \left\{ c, \frac{1}{\alpha}, \delta_M, \frac{Q}{3(1 + \theta) \delta_F (\nu_E + \delta_E)}, \delta_U \right\}. \tag{3.63}$$

□

### 3.1 Numerical simulations

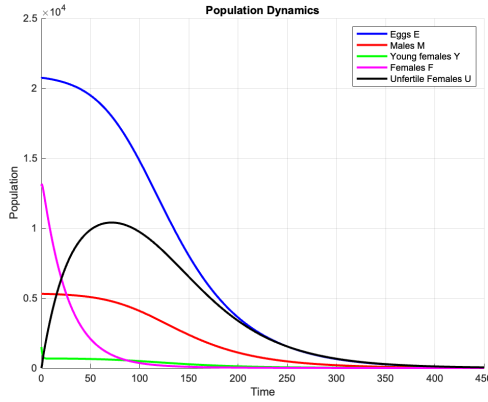
Note that  $\eta_1$  represents the natural fertility rate in the mosquito population. Wild males have a shorter maturity time in their life cycle than females. Thus, the fertilization phase is essentially around the hatching site. Sterile males are artificially released into the intervention region. We denote by  $p$  with  $(0 \leq p \leq 1)$  the proportion of sterile males that are released. Also, the effective fertilization during the mating could be diminished due to the sterilization, which leads us to assume that the effective mating rate of sterile insects is given by  $q\eta_1$  with  $0 \leq q \leq 1$ . Putting together these assumptions we get that the probability for a young female to mate with sterile males is  $\frac{\eta_2 M}{M + M_s}$  with  $\eta_2 = pq\eta_1$ . For the numerical simulation we take  $\eta_1 = 1$  and  $\eta_2 = 0.7$ . The numerical simulations

of the dynamics when applying the feedback (3.21) is given in Figure 1. The parameters we use are given in the following table.

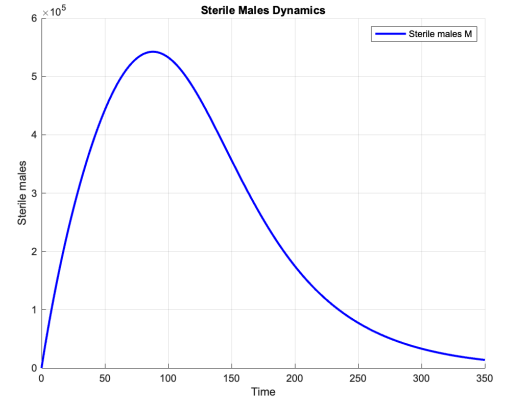
Table 1: Value for the parameters of system (3.2)–(3.5) (see [4, 14]). Units are days<sup>-1</sup> except for  $\nu$ .

Parameters	Description	Value
$\beta_E$	Effective fecundity	10
$\nu_E$	Hatching parameter	0.05
$\delta_E$	Mosquitoes in aquatic phase death rate	0.03
$\delta_F$	Fertilized female death rate	0.04
$\delta_Y$	Young female death rate	0.04
$\delta_M$	Male death rate	0.1
$\delta_s$	Sterilized male death rate	0.12
$\nu$	Probability of emergence	0.49

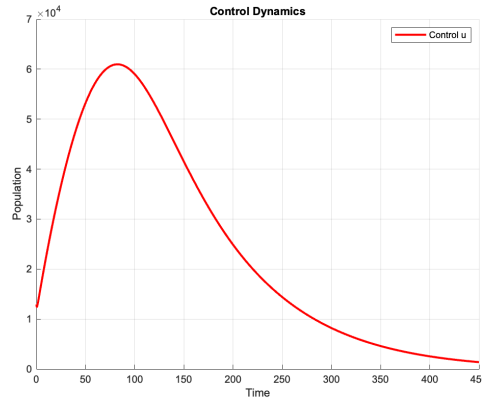
With the parameters given in Table 1, condition (3.12) is  $\theta > 102,06$ . We fix  $K = 21000$  and we consider the persistence equilibrium  $z_0 = (E^0, M^0, Y^0, F^0, U^0, M_s^0)$  as initial condition. That gives  $E^0 = 20700, M^0 = 5300, Y_0 = 1500, F^0 = 13000$  and  $U^0 = M_s^0 = 0$ . We take  $\theta = 290$  and  $\alpha = 90$ .



(a) Evolution of states  $E, M, Y, F$  and  $U$



(b) Evolution of  $M_s$



(c) Evolution of the control function  $u$

Figure 1: (a): Plot of  $E, M, Y, F$  and  $U$  when applying the feedback (3.21) with the initial condition  $z_0$ . (b): Plot of  $M_s$ . (c): Plot of the feedback control function  $u$ .

**Remark 3.2.** Note that the feedback satisfies

$$\sup_{\varepsilon \rightarrow 0} \{ |u(\mathcal{X})| : \mathcal{X} \in \mathcal{N}, \|X\|_1 \in \mathcal{B}(0, \varepsilon) \} \longrightarrow 0. \quad (3.64)$$

The advantage of applying feedback control is that when the density of the target population decreases, the control also decreases.

**Remark 3.3.** It is important to note that the backstepping feedback control (3.21) does not depend on the environmental capacity  $K$ , which is also an interesting feature for the field applications. In the case  $K = +\infty$ , the Eq (2.8) becomes

$$\dot{E} = \beta_E F - (\delta_E + \nu_E)E, \quad (3.65)$$

and we prove by the same process that the same feedback law (3.21), ensures the exponential stability of the SIT system (3.65),(3.3)–(3.7) with the same lower bound of the exponential convergence rate.

Our stabilization result is the following one.

**Theorem 3.2.** Assume that (3.12) holds and  $K = +\infty$ . Then  $\mathbf{0} \in \mathcal{N}$  is globally exponentially stable in  $\mathcal{N}$  for system (3.65), (3.3)–(3.7) with the feedback law (3.21). The exponential convergence rate is bounded by  $c_p > 0$  defined in (3.63).

**Remark 3.4.** Let us assume that the heterogeneity of the intervention zone strongly impacts the mating of female mosquitoes with sterile males more than we would have estimated. Suppose the estimated mating rate for the control (3.21) is  $\eta_2^e = 0.7$  and let the mating rate is  $\eta_2^r = 0.4$  for the dynamics. Keeping the other parameters and the same initial condition, we obtain the following figure. This parameter considerably impacts the convergence time of the states of the system. Note that with

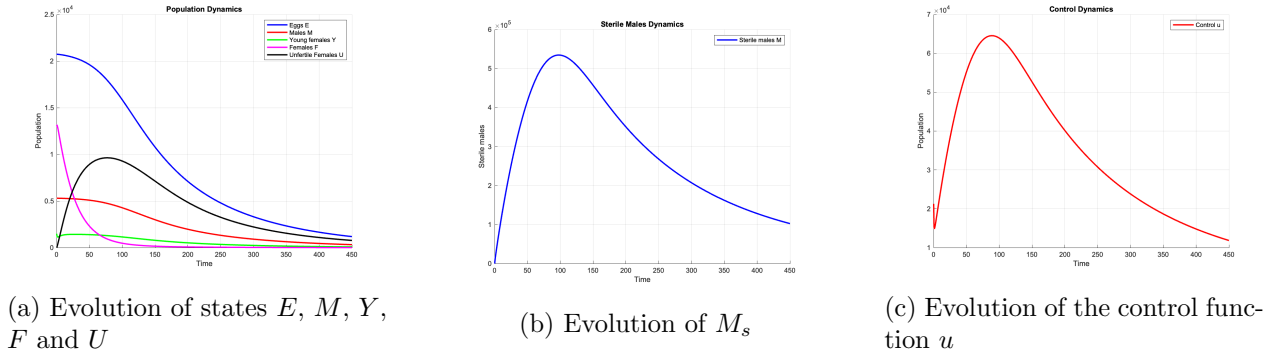


Figure 2: (a): Plot of  $E, M, Y, F$  and  $U$  when applying the feedback (3.21) with  $\eta_2^e = 0.7$  while  $\eta_2^r = 0.4$  for the dynamics. (b): Plot of  $M_s$ . (c): Plot of the feedback control function  $u$ .

$e = 3 \times 10^{-1}$  of error difference, we still have convergence. Estimation errors of the order of  $e = 10^{-2}$  will have a negligible impact on the convergence time. This is because the backstepping control also depends on the states of the system. Thus, the states make a correction that can compensate for a certain margin of error. Unlike control, which only depends on the parameters, estimation errors have no correction from the dynamics. Therefore, this can be fatal to the success of the intervention. In practice, many external factors impact the life cycle of mosquitoes. These factors modify parameters such as birth, hatching, and fertilization rates. These factors are, for example, rainfall and the topography of the region. A SIT model that can integrate these factors is challenging to study (see [24]). The success of a SIT intervention depends strongly on the robustness of the control strategy. The results of our previous test that is reported in Figure 2, show us the advantage feedback control can provide in terms of robustness.

## 4 Observer design for SIT model

The application of feedback control requires measuring states such as eggs  $E$  and young females  $Y$  of the intervention zone over time. In practice, it is always important to estimate the density of adult mosquitoes to intervene in an area. These data are collected using mosquito traps distributed

throughout the region. Despite various technological advances to improve these traps, it should be noted that some data are still easier to be measured than others. Measuring mosquito density in the aquatic phase  $E$  is difficult, specially in a heterogeneous area. It is also challenging to measure young females  $Y$  because females come in three categories, and we need to distinguish between unfertilized and fertilized females. Males are more easily measured because they are distinguishable. It can be also easy to distinguish wild males from laboratory males by marking processes applied to laboratory males. In this part of our paper, we will assume that the density of wild males and that of sterile males can be measured continuously. Our objective is to estimate the other densities. Observer design for nonlinear dynamic systems is a technique used in control theory to estimate the states of a system when only partial or indirect measurements are available. The difficulties in dealing with observer problems for general nonlinear systems is the proof of global convergence of the estimation error. Much literature exists on state observers and filters for nonlinear systems as they play crucial roles in control theory. To simplify the nonlinearity  $F(1 - \frac{E}{K})$  of the SIT model, in this section we consider the simplified SIT model for environmental capacity  $K = +\infty$ . On the one hand, the reason for studying such a model is that the simplified model can be considered relevant from a biological point of view within a large intervention domain or in areas where environmental capacity is difficult to estimate. On the other hand, based on the result presented in Theorem 3.2, the proposed feedback law (3.21) still stabilizes the simplified model around zero with the same convergence rate. We consider the following output control system:

$$\dot{E} = \beta_E F - (\delta_E + \nu_E)E, \quad (4.1)$$

$$\dot{M} = (1 - \nu)\nu_E E - \delta_M M, \quad (4.2)$$

$$\dot{Y} = \nu\nu_E E - \frac{\Delta\eta M}{M + M_s} Y - (\eta_1 + \delta_Y)Y, \quad (4.3)$$

$$\dot{F} = \frac{\eta_1 M}{M + M_s} Y - \delta_F F, \quad (4.4)$$

$$\dot{U} = \frac{\eta_2 M_s}{M + M_s} Y - \delta_U U, \quad (4.5)$$

$$\dot{M}_s = u - \mu_s M_s, \quad (4.6)$$

$$y_1 = M, \quad (4.7)$$

$$y_2 = M_s, \quad (4.8)$$

where the states is  $X = (E, M, Y, F, U, M_s)^T \in \mathcal{N}$ , the control is  $u \in [0, +\infty)$  and the output is  $y = (M, M_s)^T \in \mathbb{R}_+^2$ .

In particular, in this model we are confronted with a difficulty in which most observer construction theories are invalid because of the singularity at the origin. To go around this difficulty, we will use the fact that the main nonlinearity term  $\frac{M}{M+M_s}$  is bounded and essentially the most accessible data to measure. This leads us to develop an observer for this type of system.

#### 4.1 Observer design for a class of nonlinear systems

The usual observers for linear systems are the Luenberger observer and the Kalman observer. Observer design for a nonlinear system is a complex problem in control theory and has received much attention from many authors yielding a large literature of methods. Among them, the most famous are the change of coordinates to transform the nonlinear system into a linear system [25–29] and a second approach consists in using the extended Kalman filter (EKF) [30–33]. The state observer is called an exponential state observer if the observer error converges exponentially to zero. In this section we provide an explicit construction of a global observer for the following system.

$$\begin{cases} \dot{x}(t) = Ax(t) + B(y(t))x(t) + Du(t), \\ y(t) = Cx(t), \end{cases} \quad (4.9)$$

where  $x(t) \in \mathbb{R}^n$ , is the state vector,  $u(t) \in \mathbb{R}^p$  is the input vector and  $y(t) \in \mathbb{R}^m$  is the output vector.  $A \in \mathbb{R}^{n \times n}$  and  $C \in \mathbb{R}^{m \times n}$  are the appropriate matrices. The matrix  $B(y(t))$  is in the form

$$B(y(t)) = \sum_{i,j=1}^{n,n} b_{ij}(y(t)) e_n(i) e_n^T(j). \quad (4.10)$$

We assume that for all  $y(t) \in \mathbb{R}^m$  the coefficients  $b_{ij}$  are bounded for all  $i = 1, \dots, n$  and  $j = 1, \dots, n$  and denote

$$\bar{b}_{ij} = \max_t(b_{ij}(y(t))) \text{ and } \underline{b}_{ij} = \min_t(b_{ij}(y(t))). \quad (4.11)$$

Then, the parameter vector  $b(t)$  remains in a bounded convex domain  $\mathcal{S}_{n,n}$  of which  $2^{(n^2)}$  vertices are defined by:

$$\mathcal{V}_{\mathcal{S}_{n,n}} = \{\eta = (\eta_{11}, \dots, \eta_{1n}, \dots, \eta_{nn}) | \eta_{ij} \in \{\underline{b}_{ij}, \bar{b}_{ij}\}\}.$$

A state observer corresponding to (4.9) is given as follows:

$$\begin{cases} \dot{\hat{x}}(t) = A\hat{x}(t) + B(y(t))\hat{x} + Du(t) - L(C\hat{x} - y(t)), \\ \hat{y}(t) = C\hat{x}(t), \end{cases} \quad (4.12)$$

where  $\hat{x}(t)$  denotes the estimate of the state  $x(t)$ . The dynamics of the observer error  $e(t) := \hat{x}(t) - x(t)$  is  $\dot{e}(t) = (A - LC)e(t) + B(y(t))e(t) = (A + B(y(t)) - LC)e(t)$ . We define

$$\mathcal{A}(b(t)) = A + \sum_{i,j=1}^{n,n} b_{ij}(y(t)) e_q(i) e_n^T(j). \quad (4.13)$$

The dynamics of the observer error becomes

$$\dot{e}(t) = (\mathcal{A}(b(t)) - LC)e(t). \quad (4.14)$$

The observation problem consists in finding a gain  $L$  such that (4.14) converges exponentially towards zero. We use the following results in [34].

**Theorem 4.1.** *The observer error converges exponentially towards zero if there exist matrices  $P = P^T > 0$  and  $R$  of appropriate dimensions such that following LMIs are feasible:*

$$\mathcal{A}^T(\eta)P - C^T R + P\mathcal{A}(\eta) - R^T C + \xi I < 0, \quad (4.15)$$

$$\forall \eta \in \mathcal{V}_{\mathcal{S}_{n,n}}, \quad (4.16)$$

for some constant  $\xi > 0$ . When these LMIs are feasible, the observer gain  $L$  is given by  $L = P^{-1}R^T$ .

**Proof.** We follow [34] and consider the following quadratic Lyapunov function

$$\mathcal{V}(e) = e^T P e, \quad (4.17)$$

where  $P$  is the matrix in Theorem 4.1. We have  $\dot{\mathcal{V}}(e)(t) = e(t)^T F(b(t)) e(t)$ , where  $F(b(t)) = (\mathcal{A}(b(t)) - LC)^T P + P(\mathcal{A}(b(t)) - LC)$ . For  $e(t) \neq 0$  the condition  $\mathcal{V}(e(t)) > 0$  is satisfied because  $P > 0$  and the condition  $\dot{\mathcal{V}}(e(t)) < 0$  is satisfied if we have

$$F(b(t)) < 0 \text{ for all } b(t) \in \mathcal{S}_{n,n}. \quad (4.18)$$

Since the matrix function  $F$  is affine in  $b(t)$ , using a convexity argument we deduce that  $\forall t \geq 0$

$$\dot{\mathcal{V}}(e(t)) < -\xi \|e(t)\|_P^2, \quad (4.19)$$

if the following condition is satisfied  $F(\eta) < -\xi I$ ,  $\forall \eta \in \mathcal{V}_{n,n}$ . Thus, if (4.15) holds, this inequality is also satisfied.  $\square$

## 4.2 Application to the SIT model

We rewrite the output SIT models (4.1)–(4.7) as

$$\begin{cases} \dot{X} = AX + B(y)X + Du, \\ y = CX, \end{cases} \quad (4.20)$$

where  $X = (E, M, Y, F, U, M_s)^T$ ,

$$A = \begin{pmatrix} -(\delta_E + \nu_E) & 0 & 0 & 0 & \beta_E & 0 \\ (1 - \nu)\nu_E & -\delta_M & 0 & 0 & 0 & 0 \\ \nu\nu_E & 0 & -(\eta_2 + \delta_Y) & 0 & 0 & 0 \\ 0 & 0 & 0 & -\delta_F & 0 & 0 \\ 0 & 0 & 0 & 0 & -\delta_U & 0 \\ 0 & 0 & 0 & 0 & 0 & -\delta_s \end{pmatrix},$$

$$B(y) = \begin{pmatrix} 0 & 0 & 0 & 0 & 0 & 0 \\ 0 & 0 & 0 & 0 & 0 & 0 \\ 0 & 0 & -\Delta\eta\frac{y_1}{y_1+y_2} & 0 & 0 & 0 \\ 0 & 0 & \eta_1\frac{y_1}{y_1+y_2} & 0 & 0 & 0 \\ 0 & 0 & \eta_2\frac{y_2}{y_1+y_2} & 0 & 0 & 0 \\ 0 & 0 & 0 & 0 & 0 & 0 \end{pmatrix}$$

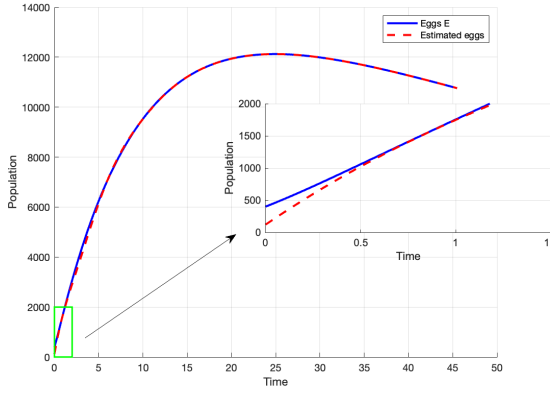
$$C = \begin{pmatrix} 0 & 1 & 0 & 0 & 0 & 0 \\ 0 & 0 & 0 & 0 & 0 & 1 \end{pmatrix}, \quad D = (0, 0, 0, 0, 0, 1)^T.$$

As,  $\mathcal{N}$  is an invariant set, one has  $0 \leq \frac{y_1}{y_1+y_2} \leq 1$ . Solving the corresponding equation of (4.15) with  $\xi = 1$  in MATLAB, we get

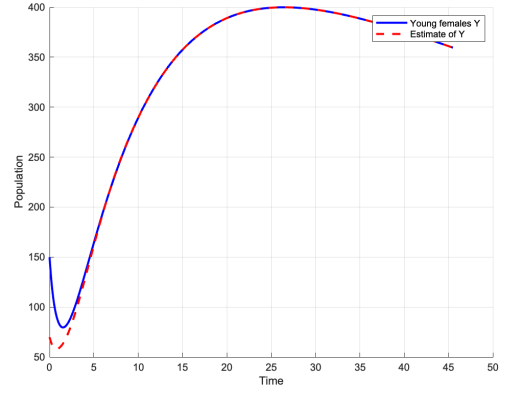
$$P = 10^4 \begin{pmatrix} 0.0219 & -0.1567 & -0.1531 & -0.1703 & -0.0344 & 0 \\ -0.1567 & 8.9301 & -0.8472 & -0.8081 & -0.4929 & 0 \\ -0.1531 & -0.8472 & 4.5716 & 0.9277 & 1.0845 & 0 \\ -0.1703 & -0.8081 & 0.9277 & 4.3088 & -2.3012 & 0 \\ -0.0344 & -0.4929 & 1.0845 & -2.3012 & 4.7413 & 0 \\ 0 & 0 & 0 & 0 & 0 & 3.7267 \end{pmatrix}, \quad (4.21)$$

$$R = 10^3 \begin{pmatrix} 0.2352 & 0.9704 & -0.4415 & -1.1401 & 0.0690 & 0 \\ 0 & 0 & 0 & 0 & 0 & 1.4162 \end{pmatrix}, \quad (4.22)$$

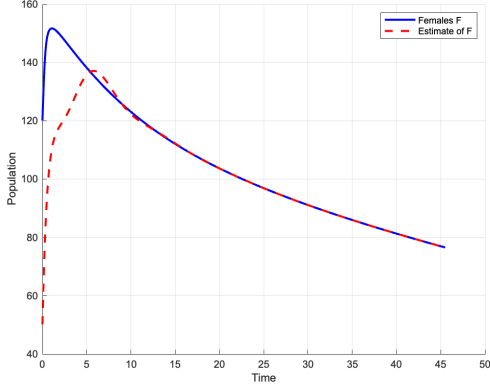
$$L = \begin{pmatrix} 50.6342 & 0 \\ 1.4150 & 0 \\ 0.9426 & 0 \\ 2.6547 & 0 \\ 1.6023 & 0 \\ 0 & 0.3800 \end{pmatrix}. \quad (4.23)$$



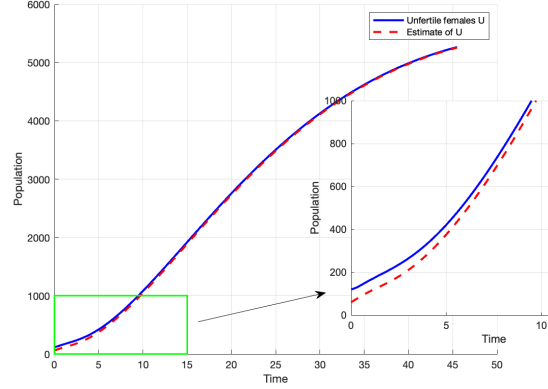
(a) Evolution of states  $E$  and corresponding  $\hat{E}$



(b) Evolution of states  $Y$  and corresponding  $\hat{Y}$



(c) Evolution of states  $F$  and corresponding  $\hat{F}$



(d) Evolution of states  $U$  and corresponding  $\hat{U}$

Figure 3: Simulation of the system and the observer under the constant input. The dashed lines illustrate the state estimate curves

With the parameters given in table 1, the result for a simulation run with  $x_0 = (400, 100, 150, 120, 120, 50)^T$ ,  $\hat{x}_0 = (120, 70, 70, 50, 60, 0)^T$  and  $u = 500000$  is plotted in Figure 3. The asymptotic behavior of the different estimates  $\hat{E}$ ,  $\hat{F}$ ,  $\hat{Y}$  and  $\hat{U}$  (dashed), illustrates the exponential convergence of the estimation error show in Theorem 4.1.

## 5 Dynamic output feedback

The feedback control (3.21) depends on the states  $E$ ,  $M$ ,  $Y$  and  $M_s$ . From the measurement of states  $M$  and  $M_s$ , an observer system has been built in the previous section. This state observer is used to estimate both eggs  $E$  and young females  $Y$ . In this section we show that  $\mathbf{u}(\hat{X}, y)$  stabilizes the dynamics at the origin. We consider the coupled system

$$\begin{cases} \dot{X} = f(X, \hat{\mathbf{u}}(\hat{X}, y)), \\ \dot{\hat{X}} = f(\hat{X}, \hat{\mathbf{u}}(\hat{X}, y)) - L(C\hat{x} - y), \end{cases} \quad (5.1)$$

with

$$\hat{\mathbf{u}}(\hat{X}, y) = \max(0, S(\hat{X}, y)). \quad (5.2)$$

where  $S : \mathbb{R}^4 \times \mathbb{R}_+^2 \rightarrow \mathbb{R}$ ,  $(\hat{X}, y)^T \mapsto S(\hat{X}, y)$  is defined by

$$S(\hat{X}, y) := G(\hat{E}, M, \hat{Y}, M_s) \quad (5.3)$$

The main result of this section is the following Theorem.



**Theorem 5.1.** Assume that (3.12) holds. Then  $\mathbf{0} \in \mathcal{E} = \mathcal{N} \times \mathbb{R}^6$  is globally exponentially stable in  $\mathcal{E}$  for system (5.1) with the feedback law (5.2). The convergence rate is bounded by the positive constant  $c_e$  defined by

$$c_e := \min\{c_1, c_2, c', \frac{\xi}{4}\}. \quad (5.4)$$

*Proof.* Let  $\lambda > 0$  and we define  $H : \mathcal{E} \rightarrow \mathbb{R}$  by

$$H(X, \hat{X}) = W(X) + \lambda \sqrt{\mathcal{V}(e)} \quad (5.5)$$

with  $e = \hat{X} - X$ .

$$H \text{ is continuous on } \mathcal{E} \text{ and } \mathcal{C}^1 \text{ on } \mathcal{E} \setminus \{(X, \hat{X}) \in \mathcal{E}; M + M_s = 0\}, \quad (5.6)$$

$$H(X, \hat{X}) \rightarrow +\infty \text{ as } \|(X, \hat{X})\| \rightarrow +\infty, \quad (5.7)$$

$$H(X, \hat{X}) > H(\mathbf{0}) = 0, \forall (X, \hat{X}) \in \mathcal{E} \setminus \{\mathbf{0}\}. \quad (5.8)$$

In this proof, from now on we assume that  $(X, \hat{X})^T$  is in  $\mathcal{E}$ . Until (5.16) included, we also assume that

$$(M, M_s) \neq (0, 0). \quad (5.9)$$

One has

$$\begin{aligned} \dot{H}(X, \hat{X}) = & \dot{W}(X) + \alpha \frac{(\theta M - M_s)}{(\theta M + M_s)^2} \left[ \frac{\phi Y (\theta M + M_s)^2}{\alpha (M + M_s)} \right. \\ & + ((1 - \nu) \nu_E \theta E - \theta \delta_M M) (\theta M + 3M_s) \\ & \left. - \hat{\mathbf{u}}(\hat{X}, y) (3\theta M + M_s) + \delta_s M_s (3\theta M + M_s) \right] + \lambda \frac{\dot{\mathcal{V}}(e)}{2\sqrt{\mathcal{V}(e)}}. \end{aligned}$$

Replacing the term  $\hat{\mathbf{u}}(\hat{X}, y)$  by  $\hat{\mathbf{u}}(\hat{X}, y) - \hat{\mathbf{u}}(X, y) + \hat{\mathbf{u}}(X, y)$  we get

$$\dot{H}(X, \hat{X}) = \dot{W}(X) + \alpha \frac{(\theta M - M_s)(3\theta M + M_s)}{(\theta M + M_s)^2} (\mathbf{u}(\hat{X}, y) - \mathbf{u}(X, y)) + \lambda \frac{\dot{\mathcal{V}}(e)}{2\sqrt{\mathcal{V}(e)}}. \quad (5.10)$$

**Lemma 5.1.** There exist  $C > 0$  such that, for all  $(X, \hat{X}) \in \mathcal{E}$  and for all  $y \in \mathbb{R}_+^2$ ,

$$\|\hat{\mathbf{u}}(\hat{X}, y) - \hat{\mathbf{u}}(X, y)\| \leq C \|\hat{X} - X\|. \quad (5.11)$$

Note that  $\dot{\mathcal{V}}(e) \leq -\xi \|e\|_P^2$ . Thanks to this lemma, there exists  $C' > 0$  independent of  $y$  such that

$$\dot{H}(X, \hat{X}) \leq \dot{W}(X) + C' \|e\| - \xi \lambda \frac{\|e\|_P^2}{2\sqrt{\mathcal{V}(e)}}. \quad (5.12)$$

Note that there exists a constant  $\beta > 0$  such that and  $\|e\| \leq \beta \|e\|_P$ . So

$$\dot{H}(X, \hat{X}) \leq \dot{W}(X) - \left(\frac{\lambda \xi}{2} - \beta C'\right) \|e\|_P. \quad (5.13)$$

Hence for  $\lambda = 4C'\beta/\xi$ , and using the relation (3.38) and (3.45),

$$\dot{H}(X, \hat{X}) \leq -\min\{c_1, c_2\} W(X) - \frac{\lambda \xi}{4} \|e\|_P. \quad (5.14)$$

We conclude that there exists a constant

$$c_s := \min\{c_1, c_2, \frac{\xi}{4}\} \quad (5.15)$$

such that

$$\dot{H}(X, \hat{X}) < -c_s H(X, \hat{X}), \text{ if } M + M_s \neq 0. \quad (5.16)$$

Let us now deal with the case where (3.30) is not satisfied. As we explained previously in the proof of the Theorem 3.1, it is sufficient to study only the case  $t_s \in (0, +\infty)$ . Let  $t \mapsto (E(t), M(t), Y(t), F(t), U(t), M_s(t), \hat{E}(t), \hat{M}(t), \hat{Y}(t), \hat{F}(t), \hat{U}(t), \hat{M}_s(t))^T$  be a solution (in the Filippov sense) of the closed-loop system (5.1) such that, for some  $t_s \in (0, +\infty)$

$$M(t) + M_s(t) = 0 \quad \forall t \in [0, t_s] \quad (5.17)$$

Note that (5.17) implies that

$$M(t) = M_s(t) = 0, \quad \forall t \in [0, t_s] \quad (5.18)$$

From (3.46), (3.48) and the definition of a Filippov solution, one has on  $(0, t_s)$

$$\begin{pmatrix} \dot{E} \\ \dot{M} \\ \dot{Y} \\ \dot{F} \\ \dot{U} \\ \dot{M}_s \end{pmatrix} = \begin{pmatrix} \beta_E F(1 - \frac{E}{K}) - (\nu_E + \delta_E)E \\ (1 - \nu)\nu_E E - \delta_M M \\ \nu\nu_E E - \kappa(t)\Delta\eta Y - (\eta_2 + \delta_Y)Y \\ \eta_1 Y \kappa(t) - \delta_F F \\ \eta_2(1 - \kappa(t))Y - \delta_U U \\ \max(0, \hat{Y}g_1 + \hat{E}g_2) - \delta_s M_s \end{pmatrix} \quad (5.19)$$

$$\begin{pmatrix} \dot{\hat{E}} \\ \dot{\hat{M}} \\ \dot{\hat{Y}} \\ \dot{\hat{F}} \\ \dot{\hat{U}} \\ \dot{\hat{M}}_s \end{pmatrix} = \begin{pmatrix} \beta_E \hat{F} - (\nu_E + \delta_E)\hat{E} \\ (1 - \nu)\nu_E \hat{E} - \delta_M \hat{M} \\ \nu\nu_E \hat{E} - \kappa(t)\Delta\eta \hat{Y} - (\eta_2 + \delta_Y)\hat{Y} \\ \eta_1 \hat{Y} \kappa(t) - \delta_F \hat{F} \\ \eta_2(1 - \kappa(t))\hat{Y} - \delta_U \hat{U} \\ \max(0, \hat{Y}g_1 + \hat{E}g_2) - \delta_s \hat{M}_s \end{pmatrix} - LC\hat{X}, \quad (5.20)$$

with

$$\kappa(t) \in [0, 1], \quad g_1(t) \in \frac{\phi}{\alpha}[0, 3\theta + 1] \text{ and } g_2(t) \in (1 - \nu)\nu_E \theta[0, 4]. \quad (5.21)$$

From (5.18) and the second line of (5.19), one has

$$E(t) = 0, \quad \forall t \in [0, t_s] \quad (5.22)$$

From the first line of (5.19) and (5.22), we get

$$F(t) = 0, \quad \forall t \in [0, t_s]. \quad (5.23)$$

In the case where  $Y(0) = 0$ , from the third line of (5.19) and (5.22), one has

$$Y(t) = 0, \quad \forall t \in [0, t_s]. \quad (5.24)$$

To summarize, from (5.18), the fifth line of (5.19), (5.22), (5.23) and (5.24)

$$E(t) = M(t) = Y(t) = F(t) = M_s(t) = 0 \text{ and } \dot{U}(t) = -\delta_U U(t), \quad \forall t \in [0, t_s], \quad (5.25)$$

which, with (3.13), (3.16) and (3.25), gives

$$\dot{W}(t) = -\sigma\delta_U U(t) \leq -\delta_U W(t), \quad \forall t \in [0, t_s]. \quad (5.26)$$

In the case where  $Y(0) > 0$ , from the third line of (5.19),

$$Y(t) > 0, \quad \forall t \in [0, t_s], \quad (5.27)$$

which, together with the fourth line of (5.19) and (5.23), implies

$$\kappa(t) = 0, \forall t \in [0, t_s]. \quad (5.28)$$

Referring to this case already studied in the proof of Theorem 3.1 we get

$$\dot{W}(t) \leq -c'W(t), \forall t \in [0, t_s]. \quad (5.29)$$

$$\kappa(t) \in [0, 1], g_1(t) \in \frac{\phi}{\alpha}[0, 3\theta + 1] \text{ and } g_2(t) \in (1 - \nu)\nu_E\theta[0, 4], \quad (5.30)$$

$$\dot{M}_s(t) = \max(0, \hat{Y}g_1 + \hat{E}g_2) - \delta_s M_s \quad (5.31)$$

Since  $M_s(t) = 0 \forall t \in [0, t_s]$ ,  $\max(0, \hat{Y}g_1 + \hat{E}g_2) = 0$ . For all  $\kappa(t) \in [0, 1]$ , in these two cases, the dynamics of the observation error remains

$$\dot{e} = (\mathcal{A}(\kappa(t)) - LC)e, \quad (5.32)$$

and one has

$$\dot{H}(X, \hat{X}) = -c'W(X) - \frac{\lambda\xi}{2}\|e\|_P. \quad (5.33)$$

We conclude that there exists a constant

$$c_w := \min\{c', \frac{\xi}{2}\}, \quad (5.34)$$

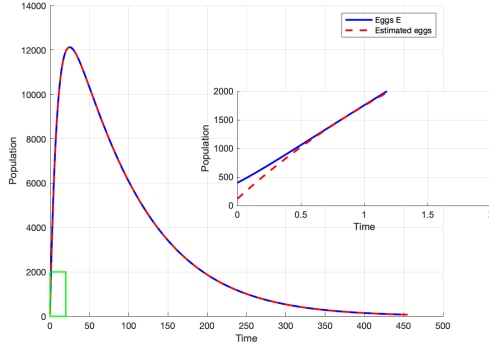
such that

$$\dot{H}(X, \hat{X}) \leq -c_w H(X, \hat{X}). \quad (5.35)$$

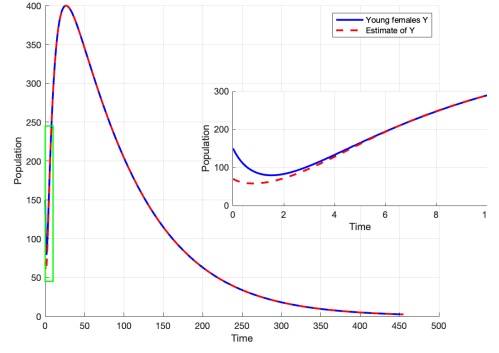
This proves Theorem 5.1 and gives the global exponential stability with the exponential decay rate  $c_e$  given by relation (5.4).  $\square$

## 5.1 Numerical simulations

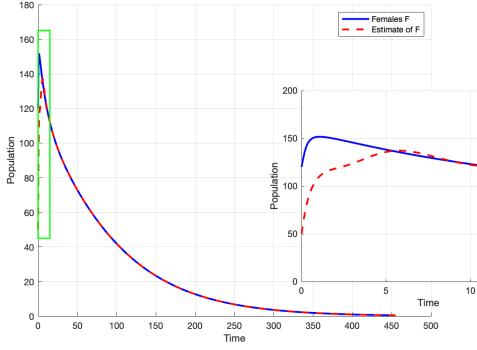
We apply the backstepping control  $u$  function of the measured states  $y$  and the estimated states  $\hat{E}$  and  $\hat{Y}$  given by the relation (5.2) with the following initial condition  $x_0 = (20000, 5000, 1500, 12000, 500)$  and  $\hat{x}_0 = (2000, 500, 150, 1200, 0)$ .



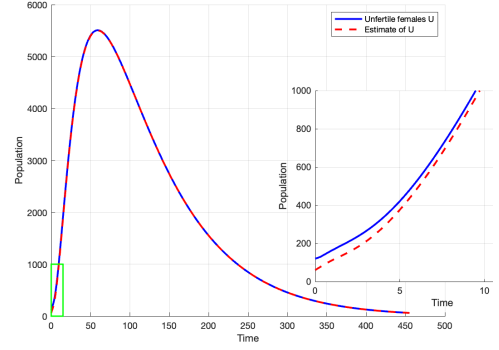
(a) Evolution of states  $E$  and estimate  $\hat{E}$



(b) Evolution of states  $Y$  and estimate  $\hat{Y}$



(c) Evolution of states  $F$  and estimate  $\hat{F}$



(d) Evolution of states  $U$  and estimate  $\hat{U}$

Figure 4: Simulation of the SIT model when applying backstepping feedback law with estimated and measured states (5.2) .

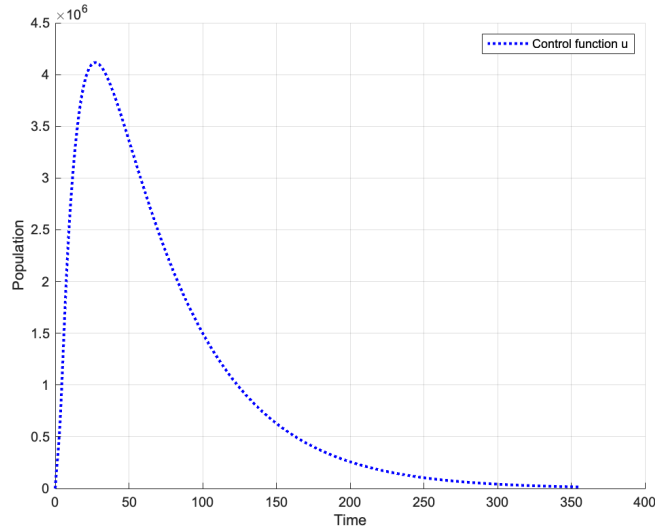


Figure 5: Evolution of control function  $\mathbf{u}(\hat{X}, y)$ .

The response of system (5.1) to the backstepping control (5.2) is illustrated in the Figure 4. The asymptotic convergence in large  $t$  of the different estimated  $\hat{E}$ ,  $\hat{F}$ ,  $\hat{Y}$  and  $\hat{U}$  (dashed) to their corresponding state variables  $E$ ,  $F$ ,  $Y$  and  $U$  respectively, illustrates the exponential convergence of the estimation error stated in Theorem 4.1. The convergence of the states and their estimates, towards zero, proves the efficiency of the control(5.2) as was show in the Theorem 5.1. Figure 5 shows

that the applied control function decreases, when the density of the target population decreases.

## 6 Conclusion

In this work, we have built a feedback control law to stabilize the SIT model presented in [14, 15] at extinction. Control by state feedback is a type of control rarely proposed in the literature for the overall stabilization of the SIT model. The feedback control (3.21) developed in this work has many advantages including robustness to changing parameters. We have shown in Remark 3.4 that despite the margin of error that can be made in the estimation of the parameters, this feedback control still makes the system converge to extinction. Moreover it does not depend on environmental capacity and this control law ensures exponential stability with the same convergence rate for the SIT system even in the high environmental capacity limit (see Theorem 3.2). Remark 3.2 shows that when the density of the target population decreases, the control also decreases.

In Section 4 of our work, we built an observer for the SIT model where, using the measurement of male mosquitoes, our state estimator gives us an estimate of the other states of the system. This aspect is rarely studied for this type of dynamics. An accurate estimate of the mosquito population enables resources to be allocated more efficiently. If the intervention is effective in some areas but not in others, resources can be reallocated to maximize impact. On the other hand, the data collected during the SIT intervention provides essential information on the impact of the control in the conditions of the intervention area. This will enable informed decisions on future control strategies to be adopted according to conditions in the intervention zone by adding complementary methods or by adapting existing approaches.

One of the applications we made was to show in Section 5 that by using the data estimated via our observer to adjust the feedback control, we globally stabilize the system upon extinction. Figure 4 shows that the difficulty of estimating eggs and young females during an intervention can be compensated by the application of the observer system. Data collected on the mosquito population is also used in epidemic prevention programs. They help to adapt public health programs for better control of mosquito-borne diseases.

## Use of AI tools declaration

The authors declare they have not used Artificial Intelligence (AI) tools in the creation of this article.

## Acknowledgements

The author wishes to thank Luis Almeida and Jean-Michel Coron for having drawn his attention to this problem and for the many enlightening discussions during this work.

## Conflict of interest

The authors declare there is no conflict of interest.

## References

- [1] H. Barclay, M. Mackauer, The sterile insect release method for pest control: A density-dependent model, *Environ. Entomol.*, **9** (1980), 810–817.
- [2] R. Gato, Z. Menéndez, E. Prieto, R. Argilés, M. Rodríguez, W. Baldoquín, et al., Sterile insect technique: Successful suppression of an *aedes aegypti* field population in Cuba, *Insects*, **12** (2021), 469.

- [3] M. J. Vreysen, J. Hendrichs, W. R. Enkerlin, The sterile insect technique as a component of sustainable area-wide integrated pest management of selected horticultural insect pests, *J. Fruit Ornamental Plant Res.*, **14** (2006), 107.
- [4] M. Strugarek, H. Bossin, Y. Dumont, On the use of the sterile insect release technique to reduce or eliminate mosquito populations, *Appl. Math. Modell.*, **68** (2019), 443–470.
- [5] L. Almeida, M. Duprez, Y. Privat, N. Vauchelet, Optimal control strategies for the sterile mosquitoes technique, *J. Differ. Equations*, **311** (2022), 229–266.
- [6] L. Almeida, J. Estrada, N. Vauchelet, Wave blocking in a bistable system by local introduction of a population: Application to sterile insect techniques on mosquito populations, *Math. Modell. Nat. Phenom.*, **17** (2022), 22,
- [7] L. Almeida, A. Léculier, N. Vauchelet, Analysis of the rolling carpet strategy to eradicate an invasive species, *SIAM J. Math. Anal.*, **55** (2023), 275–309.
- [8] A. Leculier and N. Nguyen, A control strategy for the sterile insect technique using exponentially decreasing releases to avoid the hair-trigger effect, *Math. Model. Nat. Phenom.*, **18** (2023), 25,
- [9] P.-A. Bliman and Y. Dumont, Robust control strategy by the sterile insect technique for reducing epidemiological risk in presence of vector migration, *Mathematical Biosciences*, **350** (2022), 108856.
- [10] P.-A. Bliman, D. Cardona-Salgado, Y. Dumont and O. Vasilieva, Implementation of control strategies for sterile insect techniques, *Mathematical biosciences*, **314** (2019), 43–60.
- [11] K. Agbo bidi, L. Almeida and J.-M. Coron, Global stabilization of sterile insect technique model by feedback laws, *arXiv*, 2307.00846.
- [12] R. E. Kalman, A New Approach to Linear Filtering and Prediction Problems, *Journal of Basic Engineering*, **82** (1960), 35–45,
- [13] D. G. Luenberger, Observing the state of a linear system, *IEEE transactions on military electronics*, **8** (1964), 74–80.
- [14] R. Anguelov, Y. Dumont and J. Lubuma, Mathematical modeling of sterile insect technology for control of anopheles mosquito, *Computers & Mathematics with Applications*, **64** (2012), 374–389.
- [15] L. Esteva and H. M. Yang, Mathematical model to assess the control of aedes aegypti mosquitoes by the sterile insect technique, *Mathematical biosciences*, **198** (2005), 132–147.
- [16] P.-A. Bliman, Feedback control principles for biological control of dengue vectors, in *2019 18th European Control Conference (ECC)*, IEEE, 2019, 1659–1664.
- [17] A. Cristofaro and L. Rossi, Backstepping control for the sterile mosquitoes technique: stabilization of extinction equilibrium, 2023, Working paper or preprint.
- [18] A. F. Filippov, Differential equations with discontinuous right-hand side, *Mat. Sb. (N.S.)*, **51 (93)** (1960), 99–128.
- [19] H. Hermes, Discontinuous vector fields and feedback control, in *Differential Equations and Dynamical Systems (Proc. Internat. Sympos., Mayaguez, P.R., 1965)* (eds. J. K. Hale and J. P. LaSalle), Academic Press, New York, 1967, 155–165.
- [20] A. F. Filippov, *Differential equations with discontinuous righthand sides*, vol. 18 of Mathematics and its Applications (Soviet Series), Kluwer Academic Publishers Group, Dordrecht, 1988,

- [21] J.-M. Coron and L. Rosier, A relation between continuous time-varying and discontinuous feedback stabilization, *J. Math. Systems Estim. Control*, **4** (1994), 67–84.
- [22] F. H. Clarke, Y. S. Ledyaev and R. J. Stern, Asymptotic stability and smooth Lyapunov functions, *J. Differential Equations*, **149** (1998), 69–114,
- [23] A. Bacciotti and L. Rosier, *Liapunov functions and stability in control theory*, 2nd edition, Communications and Control Engineering Series, Springer-Verlag, Berlin, 2005,
- [24] K. Agbo bidi, L. Almeida and J.-M. Coron, Feedback stabilization for a spatial-dependent sterile insect technique model, *In preparation*.
- [25] H. Keller, Non-linear observer design by transformation into a generalized observer canonical form, *International Journal of Control*, **46** (1987), 1915–1930.
- [26] A. Astolfi and L. Praly, Global complete observability and output-to-state stability imply the existence of a globally convergent observer, *Mathematics of Control, Signals and Systems*, **18** (2006), 32–65.
- [27] A. J. Krener and A. Isidori, Linearization by output injection and nonlinear observers, *Systems & Control Letters*, **3** (1983), 47–52.
- [28] P. Bernard, L. Praly and V. Andrieu, Observers for a non-lipschitz triangular form, *Automatica*, **82** (2017), 301–313,
- [29] D. Boutat and G. Zheng, *Observer Design for Nonlinear Dynamical Systems Differential Geometric Methods*, Springer Cham, 2021.
- [30] M. Boutayeb and D. Aubry, A strong tracking extended kalman observer for nonlinear discrete-time systems, *IEEE Transactions on Automatic Control*, **44** (1999), 1550–1556.
- [31] K. Reif and R. Unbehauen, Linearisation along trajectories and the extended kalman filter, *IFAC Proceedings Volumes*, **29** (1996), 3898–3903.
- [32] A. Krener, The convergence of the extended kalman filter, *Lecture Notes in Control and Information Sciences*, **286** (2003), 173–182.
- [33] A. Valibeygi, M. H. Balaghi I. and K. Vijayaraghavan, A comparative study of extended kalman filter and an optimal nonlinear observer for state estimation, 2017, 5211–5216,
- [34] A. Zemouche, M. Boutayeb and G. I. Bara, Observer design for nonlinear systems: An approach based on the differential mean value theorem., in *Proceedings of the 44th IEEE Conference on Decision and Control*, IEEE, 2005, 6353–6358.
- [35] J.-M. Coron, *Control and nonlinearity*, 136, American Mathematical Soc., 2007.