

# Online Uniform Risk Times Sampling: First Approximation Algorithms, Learning Augmentation with Full Confidence Interval Integration

Xueqing Liu<sup>1</sup> Kyra Gan<sup>2</sup> Esmaeil Keyvanshokoh<sup>3</sup> Susan Murphy<sup>4</sup>

## Abstract

In digital health, the strategy of allocating a limited treatment budget across available risk times is crucial to reduce user fatigue. This strategy, however, encounters a significant obstacle due to the unknown actual number of risk times, a factor not adequately addressed by existing methods lacking theoretical guarantees. This paper introduces, for the first time, the online uniform risk times sampling problem within the approximation algorithm framework. We propose two online approximation algorithms for this problem, one with and one without learning augmentation, and provide rigorous theoretical performance guarantees for them using competitive ratio analysis. We assess the performance of our algorithms using both synthetic experiments and a real-world case study on HeartSteps mobile applications.

## 1. Introduction

The efficacy of digital health interventions depends not only on the content of the treatment but also on the timing and frequency of delivery. Administering interventions at inappropriate or low-risk times, such as when users are driving or asleep, can significantly increase mental burden and hinder engagement (Li et al., 2020; Nahum-Shani et al., 2018; Wen et al., 2017; McConnell et al., 2017; Mann & Robinson, 2009). Here, we define *risk times* as times when the patient is susceptible for a negative event, such as a relapse to smoking. Moreover, existing studies (Heckman et al., 2015; Klasnja et al., 2008; Dimitrijević et al., 1972) establish a positive correlation between excessive digital interventions and heightened user fatigue, suggesting a threshold beyond which intervention effectiveness may be compromised by excessive frequency. For example, in the Heartsteps V2 study (Spruijt-Metz et al., 2022), anti-sedentary messages are triggered when sedentary behavior is detected, and in the Sense2Stop study (Battalio et al., 2021), reminders for

stress management practices are activated in response to detected stress. Both studies deliberately limit intervention frequency to address potential user burden and habituation.

A strategy, rooted in the ecological momentary assessment (EMA) literature and proven effective in mitigating user fatigue, *involves allocating a fixed and limited budget for treatments delivered to the patient and delivering the treatment with a uniform distribution across all available risk times* (e.g., Liao et al. 2018; Dennis et al. 2015; Rathbun et al. 2013; Scott et al. 2017a;b; Shiffman et al. 2008; Stone et al. 2007). Here, the *available risk times* represent risk times when the patient is available for intervention. This approach to uniform sampling offers three advantages. First, the definition of *available risk times* prevents the delivery of text messages at inappropriate times, lessening the user’s mental burden. Second, it introduces uncertainty in treatment delivery timings, effectively reducing user habituation (Dimitrijević et al., 1972). Third, the non-zero probability of sending interventions at *any* available risk time enhances the estimation of causal effects in various contexts (Liao et al., 2018). However, uniform sampling across risk times poses a significant challenge because the underlying true number of available risk times per decision period is *unknown* (Liao et al., 2018). That is, the problem is inherently online and stochastic, with information about the underlying risk level and the availability at each decision time being sequentially received in real time. We refer to the resulting problem as the “*online uniform risk times sampling*” problem.

The algorithmic development for this problem is intricately connected to the domain of online approximation algorithms. Within this field, the effectiveness of algorithms is commonly assessed using the concept of a *competitive ratio*. This metric compares the performance of an online algorithm to that of an offline clairvoyant benchmark, where we presume the unknown parameter is revealed to the clairvoyant in advance. Note that, in practical applications, no online algorithm can attain the same level of performance as the offline clairvoyant benchmark.

In this paper, we provide the *first* formulation of the online uniform risk time sampling problem within the framework of approximation algorithms. We propose a randomized approximation algorithm that enjoys robust theoretical guar-

<sup>1</sup>Duke-NUS Medical School <sup>2</sup>Cornell Tech <sup>3</sup>Texas A&M <sup>4</sup>Harvard University.

antees across all problem instances or sample paths. Notably, this marks the *first* algorithm with theoretical guarantees for the problem of online uniform risk times sampling. Although online approximation algorithms may exhibit conservative behavior, our numerical experiments illustrate that our algorithm, on average, outperforms the naive benchmark.

Next, we extend our algorithm to the setting where a confidence interval for the true risk time is provided, potentially through a machine learning (ML) algorithm. To the best of our knowledge, this is the *first* learning-augmented approximation algorithm that integrates the entire confidence interval rather than a single point estimate. We conduct the competitive ratio analysis for our proposed learning-augmented approximation algorithm, demonstrating its *consistency* in the strong sense—optimal performance is achieved when the confidence interval width is zero—and *robustness*—the learning-augmented algorithm performs no worse than the non-learning augmented counterpart. We validate our theoretical results with numerical experiments.

The rest of the paper is organized as follows. We first introduce the formalization of the online uniform risk times sampling problem in Section 2. We introduce our randomized algorithm without learning augmentation in Section 3. This algorithm is segmented into three distinct cases based on the time horizon length, with a competitive ratio established for each. In Section 4, we develop a learning-augmented algorithm that integrates a prediction interval and offers theoretical justifications for its effectiveness. The efficacy of these algorithms is initially assessed through synthetic experiments, followed by their application in practical scenarios, as presented in Section 5.

### 1.1. Related Work

**Uniform Risk Times Sampling** Existing methodologies, predominantly sourced from the EMA literature, typically address the challenges of self-report requests via mobile devices, constrained by budget and uniformity considerations to minimize user burden and accurately reflect user conditions across diverse contexts (Dennis et al., 2015; Rathbun et al., 2013; Scott et al., 2017a;b). However, these approaches do not specifically address the distribution of a limited treatment budget uniformly over available risk times, especially when the exact count of these times remains unknown. While Liao et al. (2018) have developed a heuristic algorithm targeting this issue, its effectiveness heavily relies on the accuracy of predicting the number of available risk times. Moreover, in the absence of a reliable predictor, these algorithms lack robust theoretical guarantees. Consequently, there is a pressing need for a more comprehensive theoretical analysis and understanding of this problem.

**Online Optimization** The development of worst-case algorithms, processing online inputs across multiple time steps with irreversible decisions, is a key focus in existing liter-

ature (Mehta et al., 2013). Our work particularly relates to the multi-option ski-rental problem (Zhang et al., 2011; Shin et al., 2023), where the number of snowy days is unknown. This scenario presents customers with varied ski rental options, differing in cost and duration. The primary objective is to minimize costs while ensuring ski availability on each snowy day. Shin et al. (2023) introduced the first randomized approximation algorithm for the multi-option ski rental problem, achieving an  $e$ -competitive ratio. In their algorithm, a random variable  $B$  is introduced as a proxy for the unknown true horizon  $T$ . Initially,  $B$  is set to  $\alpha$ , following a density function  $1/\alpha$  within  $[1, e)$ . The algorithm iteratively solves an optimization problem to identify an optimal set of rental options within budget  $B$ , maximizing day coverage. Customers sequentially utilize the options until depletion, at which point  $B$  is increased by a factor of  $e$ , and the process is repeated. Our study builds upon the foundational work of Shin et al. (2023), introducing a novel randomized algorithm tailored to the non-learning augmented online uniform risk times sampling problem.

**Learning-Augmented Online Algorithms** Many online algorithms now incorporate ML predictions about future behaviors to enhance their worst-case performance guarantees, as demonstrated in recent studies (Purohit et al., 2018; Bamas et al., 2020; Wei & Zhang, 2020; Jin & Ma, 2022). Typically, these algorithms are accompanied by a confidence level linked to the ML predictions. When this confidence level is high, the algorithm’s performance aligns closely with these predictions; conversely, the algorithm’s performance does not fall below the established worst-case guarantee. We note that when the quality of the point estimate is poor, most existing algorithms do not guarantee that the learning-augmented algorithm will perform better than the non-learning counterpart (Bamas et al., 2020). Notably, in practice, prediction intervals are often generated instead of point estimates (Shafer & Vovk, 2008). Our work presents the first integration of these prediction intervals into online algorithms, enabling our proposed algorithms to surpass the performance of their non-learning counterparts, even in cases where the prediction interval is wide.

## 2. Problem Framework

In the context of digital interventions, we define the *online uniform risk times sampling problem* as presented by Liao et al. (2018). Let  $T$  denote the total number of decision points within a decision period, such as a day in the context of digital interventions. At each time  $t$ , the algorithm observes the patient’s current risk level  $R_t$  and the intervention availability indicator  $I_t \in \{0, 1\}$ ,<sup>1</sup> utilizing sensor data collected from wearable devices. The risk level  $R_t$  can take  $K + 1$  possible values, where  $R_t = 0$  indicates not at risk

<sup>1</sup>For example, if patients are driving or sleeping at time  $t$ , they are not available for intervention at  $t$ .

and  $R_t = k \in \{1, \dots, K\}$  indicates the arrival of risk level  $k$  at time  $t$ .<sup>2</sup> The algorithm is equipped with two actions  $A_t \in \{0, 1\}$  to take at any given time  $t$ , where  $A_t = 0$  implies no treatment, and  $A_t = 1$  represents sending a treatment that is thought to be effective. The distributions of intervention availabilities and risk levels are allowed to change *arbitrarily* across decision periods. We allow risk level distribution to change across decision periods because we anticipate that the treatment will reduce subsequent risk.

Now, within each decision period (e.g., within each day), we solve a new online uniform risk times sampling problem. At each risk level  $k$ , let  $\tau_k^*$  be the *unknown true* number of available decision times, defined as  $\tau_k^* = \sum_{t=1}^T \mathbb{1}_{\{R_t=k, I_t=1\}}$ . We define  $p_{k,i_k} \in (0, 1)$  to be the treatment probability at risk level  $k \in [K]$  at time  $i_k \in [\tau_k^*]$  when treatment is feasible. Note that the treatment probabilities are indexed by  $i_k$  instead of  $t$ , representing the  $i_k$ -th time when the patient is at risk level  $k$  and available for treatment. We preclude the possibility that  $p_{k,i_k} = 0$  or  $p_{k,i_k} = 1$  to facilitate after-study inference (Boruvka et al., 2018; Zhou et al., 2023; Kallus & Zhou, 2022).

The algorithm is provided with a *soft* budget of  $b_k$ , representing the total *expected* number of interventions allowed to be delivered at risk level  $k$  within each decision period. We assume  $\tau_k^* > b_k$  for technical convenience, and as evident in practice (Liao et al., 2018). Then at each decision time  $t$ , if the patient is available for intervention (i.e.,  $I_t = 1$ ), the algorithm observes the patient's current risk level  $R_t = k$  and decides the intervention probability  $p_{k,i_k}$ . If  $I_t = 0$ , no treatment may be given. As evident in prior work (see e.g., Liao et al. 2018; Dennis et al. 2015; Rathbun et al. 2013; Scott et al. 2017a;b; Shiffman et al. 2008; Stone et al. 2007), for every risk level  $k \in [K]$ , the objectives of the online uniform risk times sampling problem are to 1) assign the intervention probabilities  $\{p_{k,i_k}\}_{i_k \in [\tau_k^]}$  as uniform as possible across *available* risk times at level  $k$ , and 2) maximize the sum of intervention probabilities across available risk times while adhering to the budget constraint  $b_k$ .

It is important to note that  $\tau_k^*$  is stochastic and is revealed *only* at the end of the horizon  $T$ , corresponding to the last decision time in the decision period. *Without additional information on  $\tau_k^*$* , the two objectives compete with each other. A naive solution to fulfill the first objective is to set  $p_{k,i_k} = b_k/T$  for each risk level  $k$ , which, however, fails to maximize the sum of intervention probabilities. Conversely, if we set  $p_{k,i_k}$  to be a large value and keep it constant, there is a risk of depleting the budget before the end of the horizon, thus failing to achieve the uniformity objective. Therefore, the optimality of the two objectives cannot be simultaneously achieved in the absence of additional information on

$\tau_k^*$ . Liao et al. (2018) provided a heuristic algorithm for online uniform risk times sampling in the presence of a point estimate of  $\tau_k^*$ . The algorithm's performance is significantly influenced by the accuracy of this forecast.

In scenarios where a precise prediction of  $\tau_k^*$  is available, we expect the algorithm to perform near optimally. However, such accuracy is not always attainable. In instances lacking reliable predictions, an algorithm that maintains a robust worst-case guarantee is indispensable. Addressing this need, we introduce our algorithms designed for scenarios both with and without learning augmentation, detailed in Sections 3 and 4, respectively.

## 2.1. Optimization Framework: Balancing Objectives

Without additional information on  $\tau_k^*$ , achieving the uniformity objective is impossible. Therefore, rather than setting uniformity as the primary objective in our optimization problem, we introduce it as a penalty term. This approach facilitates the assessment of various approximation algorithms, allowing us to evaluate their overall performance, including the achievement of uniformity, by directly comparing their objective function values.

For every risk level  $k \in [K]$ , we aim to find a sequence of treatment probability assignments  $\{p_{k,i_k}\}_{i_k \in [\tau_k^]}$  that achieves the following two objectives:

1. Maximizes the sum of treatment probabilities across available risk times, subject to the “soft” budget  $b_k$ ;
2. Penalizes changes in treatment probabilities within each risk level.

Formally, for each risk level  $k \in [K]$ , we define the following optimization problem:

$$\begin{aligned} \max \quad & \sum_{i_k=1}^{\tau_k^*} p_{k,i_k} - \frac{1}{\tau_k^*} \ln \left( \frac{\max_{i_k \in [\tau_k^*]} p_{k,i_k}}{\min_{i_k \in [\tau_k^*]} p_{k,i_k}} \right) \\ \text{s.t.} \quad & \mathbb{E} \left[ \sum_{i_k=1}^{\tau_k^*} p_{k,i_k} \right] \leq b_k \\ & p_{k,i_k} \in (0, 1) \quad \forall i_k \in [\tau_k^*], \end{aligned} \quad (1)$$

where the expectation in the budget constraint is taken over the randomness in the algorithm. This budget constraint is “soft” in the sense that if we have multiple decision periods (which is the case in digital health), we should satisfy the budget constraint in expectation.

We note that in Problem (1), the penalty term for the uniformity objective is represented by:

$$\frac{1}{\tau_k^*} \ln \left( \frac{\max_{i_k \in [\tau_k^*]} p_{k,i_k}}{\min_{i_k \in [\tau_k^*]} p_{k,i_k}} \right). \quad (2)$$

<sup>2</sup>For example, the higher the risk level, the more likely the patient will experience a negative event, such as relapse to smoking.

The penalty term (2) is inspired by the entropy change concept from thermodynamics (Smith, 1950). It has several nice properties: a) it equals to 0 if and only if  $\{p_{k,i_k}\}_{i_k \in [\tau_k^*]}$  are identical, b) it increases with the maximum difference in  $\{p_{k,i_k}\}_{i_k \in [\tau_k^*]}$ , and c) it tends towards infinity as the value of  $p_{k,i_k}$  approaches to zero, penalizing scenarios where the expected budget is depleted before the horizon ends.

## 2.2. Offline Clairvoyant and Competitive Ratio

In the *offline clairvoyant* benchmark, the clairvoyant possesses knowledge of  $\tau_k^*$  for all  $k \in [K]$ . When provided with these values, the optimal solution of Problem (1) is to set  $p_{k,i_k} = b_k/\tau_k^*$  for each risk level  $k \in [K]$ . Let  $\text{OPT}(\tau_k^*)$  represent the optimal value of the objective function,

$$\sum_{i=1}^{\tau_k^*} p_{k,i_k} - \frac{1}{\tau_k^*} \ln \left( \frac{\max_{i_k \in [\tau_k^*]} p_{k,i_k}}{\min_{i_k \in [\tau_k^*]} p_{k,i_k}} \right),$$

in Problem (1) within the clairvoyant benchmark. Then,  $\forall k \in [K]$ ,  $\text{OPT}(\tau_k^*) = b_k$ . It is important to highlight that the offline clairvoyant benchmark serves as an upper bound on the best achievable performance for any *online* algorithm without knowledge of  $\{\tau_k^*\}_{k \in [K]}$ . In practice, no online algorithm can attain  $\text{OPT}(\tau_k^*)$ .

Let  $\text{SOL}_k$  be the objective value of Problem (1) achieved by an *online* algorithm at risk level  $k$ , we say that

**Definition 2.1** ( $\gamma$ -competitive). An algorithm is  $\gamma$ -competitive if  $\mathbb{E}[\text{SOL}_k] \geq \gamma \cdot \text{OPT}(\tau_k^*)$  for all  $k \in [K]$ .

The key difficulty in solving Problem (1) in the online setting arises due to the unknown nature of  $\{\tau_k^*\}_{k \in [K]}$ . Inspired by the randomized algorithm proposed by Shin et al. (2023), we introduce the first approximation algorithm for the online uniform risk times sampling problem.

## 2.3. With Learning Augmentation

In the *learning-augmented* problem setting, we are additionally given prediction intervals  $\{[L_k, U_k]\}_{k \in [K]}$ , each containing the unknown *true*  $\tau_k^*$ . Here, we assume  $\tau_k^*$  is contained within the prediction interval for simplicity, with our result generalizing to the cases where the prediction interval contains  $\tau_k^*$  with high probability. We measure the performance of the learning-augmented algorithm by the standard consistency-robustness analysis. Specifically, an algorithm is said to be  $\lambda$ -consistent if it achieves  $\mathbb{E}[\text{SOL}_k] \geq \lambda \cdot \text{OPT}(\tau_k^*)$  when the prediction is perfect, i.e., when  $L_k = U_k$ , indicating a zero-length interval. Conversely, we say an algorithm is  $\rho$ -robust if it satisfies  $\mathbb{E}[\text{SOL}_k] \geq \rho \cdot \text{OPT}(\tau_k^*)$  regardless of the width of the prediction interval  $[L_k, U_k]$  (e.g., the prediction interval might very well be  $[b_k, T]$ ). In Section 4, we establish that our proposed learning-augmented algorithm is 1-consistent, achieving the optimal solution when the confidence interval width

## Algorithm 1 Randomized Online Algorithm

---

```

1: Input:  $T, \{b_k\}_{k=1}^K$ 
2: Initialize:  $\{i_k = 0\}_{k=1}^K, \{j_k = 1\}_{k=1}^K$ , we sample  $\alpha \in [b_k, b_k e]$  from a distribution with p.d.f.  $f(\alpha) = 1/\alpha$ , and initialize  $\{\tilde{\tau}_k = \alpha\}_{k=1}^K$ 
3: for  $t = 1, \dots, T$  do
4:   On each iteration  $t$ , a new risk level  $R_t = k$  and intervention indicator,  $I_t$ , arrive.
5:   if  $I_t = 1$  then
6:     Update  $i_k = i_k + 1$ 
7:   else
8:     No intervention and skip to the next iteration.
9:   end if
10:  Given  $i_k, b_k, \tilde{\tau}_k$ , and  $T$ , we calculate:
11:   $\text{Int}(\tilde{\tau}_k) = \begin{cases} \lfloor \tilde{\tau}_k \rfloor & w.p. \quad \lceil \tilde{\tau}_k \rceil - \tilde{\tau}_k \\ \lceil \tilde{\tau}_k \rceil & w.p. \quad \tilde{\tau}_k - \lfloor \tilde{\tau}_k \rfloor \end{cases}$ 
12:  if  $T \leq b_k e$  then
13:    Update parameters and set  $p_{k,i_k}$  using Subrtn. 1
14:  else if  $b_k e < T \leq b_k e^2$  then
15:    Update parameters and set  $p_{k,i_k}$  using Subrtn. 2
16:  else
17:    Update parameters and set  $p_{k,i_k}$  using Subrtn. 3
18:  end if
19:  Deliver treatment with probability  $p_{k,i_k}$ 
20: end for
    
```

---

is zero, and the competitive ratio of our learning-augmented algorithm is no worse than that of the non-learning augmented counterpart.

## 3. Randomized Algorithm

In this section, we introduce our randomized algorithm, Algorithm 1, designed for the online uniform risk times sampling *without* learning augmentation. This algorithm was inspired by the randomized algorithm proposed by Shin et al. (2023), originally devised for the *multi-option ski rental* problem (see detailed description in Section 1.1). Our proposed algorithm differs in the following ways:

- In the multi-option ski rental problem, there is a single decision period, and thus there is no upper bound on the length of the horizon. In contrast, in our problem, the decision periods are repeated over time, and each decision period has the same fixed length  $T$ .
- The randomness in Shin et al. (2023) is introduced through an artificial variable “budget”, acting as a proxy for the number of snow days. Whereas in our problem, the randomness is introduced directly through  $\tau_k^*$ . Moreover, we have an explicit budget constraint that must be satisfied.

The proposed algorithm, Algorithm 1, provides a feasible solution to Problem (1). At its core, our algorithm assigns the



---

**Subroutine 1** ( $i_k, b_k, \tilde{\tau}_k, T, \text{Int}(\tilde{\tau}_k)$ )
 

---

```

1: if  $i_k > \text{Int}(\tilde{\tau}_k)$  then
2:   Update  $\tilde{\tau}_k = \tilde{\tau}_k e$ 
3: end if
4: Set  $p_{k,i_k} = \frac{b_k}{\min(T, \tilde{\tau}_k(e-1))}$ 
    
```

---



---

**Subroutine 2** ( $i_k, b_k, \tilde{\tau}_k, \text{Int}(\tilde{\tau}_k)$ )
 

---

```

1: if  $i_k > \text{Int}(\tilde{\tau}_k)$  then
2:    $j_k = j_k + 1$ 
3:   Update  $\tilde{\tau}_k = \tilde{\tau}_k e$ 
4: end if
5: if  $j_k \geq 3$  then
6:   Set  $p_{k,i_k} = \frac{b_k}{\tilde{\tau}_k e}$ 
7: else
8:   Set  $p_{k,i_k} = \frac{b_k}{\tilde{\tau}_k(e-1)}$ 
9: end if
    
```

---



---

**Subroutine 3** ( $i_k, b_k, \tilde{\tau}_k, \text{Int}(\tilde{\tau}_k)$ )
 

---

```

1: if  $i_k > \text{Int}(\tilde{\tau}_k)$  then
2:    $j_k = j_k + 1$ 
3:   Update  $\tilde{\tau}_k = \tilde{\tau}_k e$ 
4:   if  $j_k \geq 3$  then
5:     Update  $b_k = b_k(1 - \frac{1}{e})$ 
6:   end if
7: end if
8: Set  $p_{k,i_k} = \frac{b_k}{\tilde{\tau}_k e}$ 
    
```

---

treatment probabilities in a monotonically non-increasing fashion over time. To address different decision period horizons relative to the size of the budget  $b_k$ , we designed specialized approximation algorithms for three possible scenarios: 1)  $T \leq b_k e$  (Subroutine 1), 2)  $b_k e < T \leq b_k e^2$  (Subroutine 2), and 3)  $T > b_k e^2$  (Subroutine 3).

We maintain a running “guess” of  $\tau_k^*$ , denoted by  $\tilde{\tau}_k$ . We initialize  $\tilde{\tau}_k$  to be  $\alpha$ , where  $\alpha \sim [b_k, b_k \cdot e]$  with density  $1/\alpha$ , and  $e$  represents the Euler’s number. If the current *available* time for risk level  $k$  is within our running guess  $\tilde{\tau}_k$ , then we do not change the current treatment assignment probability. Otherwise, we update  $\tilde{\tau}_k$  as  $\tilde{\tau}_k = \tilde{\tau}_k e$  and update the treatment probability according to Algorithm 1, depending on the length of the horizon  $T$  relative to  $b_k$ .

We first illustrate the feasibility of our proposed solution, i.e., the treatment assignment probabilities outputted from Algorithm 1 satisfies the budget constraint in Problem (1):

**Lemma 3.1.** *The solution of Algorithm 1 always satisfies the budget constraint in expectation, where the expectation is taken over the randomness of the algorithm.*

Next, we observe that due to the monotonically non-increasing nature of the treatment probabilities, the objective

in Problem (1) simplifies to

$$\max \sum_{i_k=1}^{\tau_k^*} p_{k,i_k} - \frac{1}{\tau_k^*} \ln \left( \frac{p_{k,1}}{p_{k,\tau_k^*}} \right). \quad (3)$$

Using Equation (3), we compute the competitive ratio:

**Theorem 3.2.** *Algorithm 1 is  $\mathcal{X}(T)$ -competitive, where  $\mathcal{X}$  is defined as follows:*

$$\mathcal{X}(T) := \begin{cases} \frac{1}{e} \left( \ln(e-1) + \frac{1}{e-1} \right) & \text{if } T \leq b_k e, \\ \frac{1}{e} & \text{if } b_k e < T \leq b_k e^2, \\ \frac{1}{e} - \frac{1}{e^2} & \text{if } T > b_k e^2. \end{cases}$$

The above competitive ratio is conservative by design: it was derived by taking the worst-case over *unknown*  $\tau_k^*$  and horizon length  $T$  within each case. The proof of Theorem 3.2 in Appendix A.2 outlines the competitive ratio as a function of  $\tau_k^*$  and  $T$ . In addition, in Section 5 we explore the impact of varying  $\tau_k^*$  while keeping the horizon length fixed, providing a numerical illustration of how the expected competitive ratio changes. We note that the expected competitive ratio, averaged over the unknown  $\tau_k^*$ , is much better than our theoretical competitive ratio illustrated above. Based on our theoretical competitive ratio in Theorem 3.2, we recommend choosing the horizon length  $T$  relative to the budget  $b_k$  to be between  $b_k e$  and  $b_k e^2$ , which aligns with our empirical results in Section 5 (see Remark 5.1 for details).

## 4. Learning-Augmented Algorithm

In this section, we propose a new approximation algorithm, Algorithm 2, under the learning-augmented setting, where we are provided with prediction intervals  $\{[L_k, U_k]\}_{k \in [K]}$  for each unknown  $\tau_k^*$ . Our proposed Algorithm 2 builds upon the non-learning counterpart, Algorithm 1, utilizing the given prediction interval for optimization. Similar to Algorithm 1, we initialize  $\alpha \sim [b_k, b_k e]$  with density  $1/\alpha$ , and the current “guess” of  $\tau_k^*$  is reflected by  $\tilde{\tau}_k + L_k$ .

In Algorithm 2, the three scenarios differ from those in Algorithm 1. Here, the distinction is based on the relationship between the upper bound of the prediction interval,  $U_k$ , and the budget  $b_k$ . The three scenarios are 1)  $U_k \leq b_k e$  (Subroutine 4), 2)  $b_k e < U_k \leq b_k e^2$ , further divided into 2a)  $U_k - L_k \leq b_k(e-1)$  (Subroutine 4), and 2b)  $U_k - L_k > b_k(e-1)$  (Subroutine 2), and 3)  $U_k > b_k e^2$ , further divided into 3a)  $U_k - L_k \leq b_k(e+1)$  (Subroutine 5), and 3b)  $U_k - L_k > b_k(e+1)$  (Subroutine 6).

Similar to Algorithm 1, we first illustrate that Algorithm 2 produces a feasible solution to Problem (1):

**Lemma 4.1.** *The solution of Algorithm 2 always satisfies the budget constraint in expectation, where the expectation is taken over the randomness of the algorithm.*

**Algorithm 2** Randomized Online Algorithm With Predictions

---

```

1: Input:  $T, \{b_k\}_{k=1}^K, \{[L_k, U_k]\}_{k=1}^K$ 
2: Initialize:  $\{i_k = 0\}_{k=1}^K, \{j_k = 1\}_{k=1}^K$ , sample  $\alpha \in [b_k, b_k e]$  from a distribution with p.d.f.  $f(\alpha) = 1/\alpha$ , and initialize  $\{\tilde{\tau}_k = \alpha\}_{k=1}^K$ 
3: for  $t = 1, \dots, T$  do
4:   On each iteration  $t$ , new risk level  $R_t = k$  and intervention indicator,  $I_t$ , arrive.
5:   if  $I_t = 1$  then
6:     Update  $i_k = i_k + 1$ 
7:   else
8:     No intervention and skip to the next iteration.
9:   end if
10:  Given  $i_k, b_k, L_k, U_k, \tilde{\tau}_k$ , and  $T$ , we calculate:
11:   $\text{Int}(\tilde{\tau}_k) = \begin{cases} \lfloor \tilde{\tau}_k \rfloor & \text{w.p. } \lceil \tilde{\tau}_k \rceil - \tilde{\tau}_k \\ \lceil \tilde{\tau}_k \rceil & \text{w.p. } \tilde{\tau}_k - \lfloor \tilde{\tau}_k \rfloor \end{cases}$ 
12:  if  $U_k \leq b_k e$  then
13:    Update parameters and set  $p_{k,i_k}$  using Subrtn. 4
14:  else if  $b_k e < U_k \leq b_k e^2$  then
15:    if  $U_k - L_k \leq b_k(e - 1)$  then
16:      Update parameters and set  $p_{k,i_k}$  with Subrtn. 4
17:    else
18:      Update parameters and set  $p_{k,i_k}$  with Subrtn. 2
19:    end if
20:  else
21:    if  $U_k - L_k \leq b_k(e + 1)$  then
22:      Update parameters and set  $p_{k,i_k}$  with Subrtn. 5
23:    else
24:      Update parameters and set  $p_{k,i_k}$  with Subrtn. 6
25:    end if
26:  end if
27:  Deliver treatment with probability  $p_{k,i_k}$ 
28: end for

```

---

**Subroutine 4**  $(i_k, b_k, \tilde{\tau}_k, L_k, U_k, \text{Int}(\tilde{\tau}_k))$ 


---

```

1: if  $i_k > \text{Int}(\tilde{\tau}_k) + L_k$  then
2:   Update  $\tilde{\tau}_k = \tilde{\tau}_k e$ 
3: end if
4: Set  $p_{k,i_k} = \frac{b_k}{\min(U_k, \tilde{\tau}_k + L_k)}$ 

```

---

**Subroutine 5**  $(i_k, b_k, \tilde{\tau}_k, L_k, U_k, \text{Int}(\tilde{\tau}_k))$ 


---

```

1: if  $i_k > \text{Int}(\tilde{\tau}_k) + L_k$  then
2:   Update  $\tilde{\tau}_k = \tilde{\tau}_k e$ 
3: end if
4: Set  $p_{k,i_k} = \frac{b_k}{\min(U_k, \tilde{\tau}_k e + L_k)}$ 

```

---

The proof of Lemma 4.1 is deferred to Appendix B.1.

**Theorem 4.2.** *This algorithm is 1-consistent and*

**Subroutine 6**  $(i_k, b_k, \tilde{\tau}_k, L_k, U_k, \text{Int}(\tilde{\tau}_k))$ 


---

```

1: if  $i_k > \text{Int}(\tilde{\tau}_k) + L_k$  then
2:    $j_k = j_k + 1$ 
3:   if  $j_k = 2$  then
4:     agent updates  $b_k = b_k(1 - \frac{\tilde{\tau}_k + L_k - b_k}{\tilde{\tau}_k(e-1) + L_k})$ 
5:   else
6:     agent updates  $b_k = b_k(1 - \frac{1}{e})$ 
7:   end if
8:   agent updates  $\tilde{\tau}_k = \tilde{\tau}_k e$ 
9: end if
10: if  $j_k = 1$  then
11:   agent set  $p_{k,i_k} = \frac{b_k}{\tilde{\tau}_k(e-1) + L_k}$ 
12: else
13:   agent set  $p_{k,i_k} = \frac{b_k}{\tilde{\tau}_k e}$ 
14: end if

```

---

$\mathcal{X}(L_k, U_k)$ -robust, where  $\mathcal{X}(U_k)$  is defined as follows:

$$\mathcal{X}(U_k) := \begin{cases} \ln 2 + \frac{e-1}{e} \ln \frac{e-1}{e} & \text{if } U_k \leq b_k e, \\ \frac{1}{e} & \text{if } b_k e < U_k \leq b_k e^2, \\ 2 - \ln(e^2 - e + 1) & \text{if } U_k > b_k e^2. \end{cases}$$

We first note that Algorithm 2 is 1-consistent, achieving the performance of the offline clairvoyant when the prediction is perfect. The proof of Theorem 4.2 in Appendix B.2 details the competitive ratio as influenced by  $\tau_k^*$ ,  $L_k$ , and  $T$ . Additionally, Section 5 demonstrates how varying the prediction interval width  $U_k - L_k$ , while maintaining a constant  $\tau_k^*$ , affects performance. Notably, when comparing Theorem 4.2 with Theorem 3.2, we observe that Algorithm 2 almost always outperforms its non-learning augmented equivalent across different interval widths. We defer the discussion of the design choice of  $T$  relative to  $b_k$  in the presence of prediction intervals to Remark 5.2.

## 5. Experiments

In this section, we assess the performance of our proposed algorithms through numerical experiments conducted on both synthetic and real-world datasets. The metric used for evaluation is the average competitive ratio.

### 5.1. Synthetic Experiments

To simplify representation, we consider binary risk levels, i.e.,  $R_t \in \{0, 1\}$  with  $K = 1$ , representing the patient is either at risk ( $R_t = 1$ ) or not at risk ( $R_t = 0$ ). In the latter case, no intervention is needed. To streamline notation, we drop the subscript  $k$ , e.g., we use  $b$  to represent the total expected number of interventions when the patient is at risk.

**Benchmarks** In the setting without learning augmentation, we compare Algorithm 1 against a simple benchmark that achieves the uniformity objective without depleting the budget: it delivers treatments with a constant probability  $b/T$ .

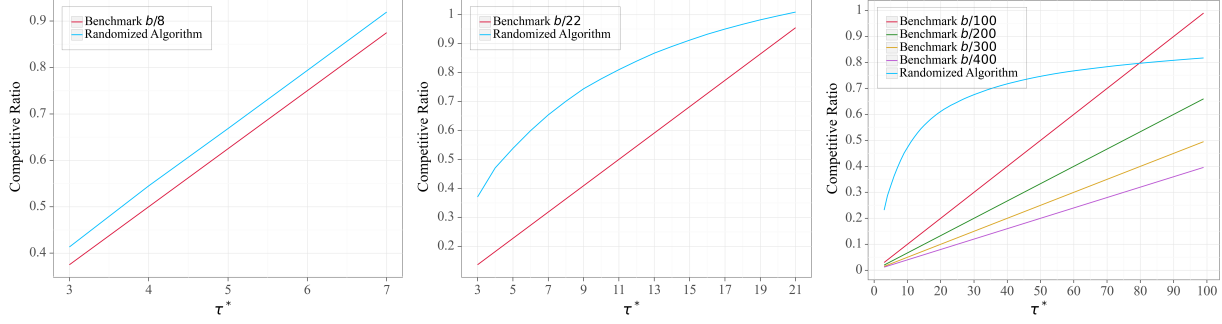


Figure 1. Average competitive ratio under non-learning augmented setting. Left:  $T = 8$ ; Middle:  $T = 22$ ; Right:  $T = 100$ .

In the learning-augmented setting, we introduce a known interval  $[L, U]$  containing  $\tau^*$ . We compare Algorithm 2 with a benchmark that delivers interventions with a constant probability  $b/U$ . In addition, we compare our learning augmented algorithm, Algorithm 2 with our non-learning augmented algorithm, Algorithm 1.

**Without Learning Augmentation** In this setting, we test the performance of Algorithm 1 across all three scenarios listed in Theorem 3.2. To do this, we fix the budget level  $b = 3$ , and alter the horizon lengths,  $T$ , to correspond with each case. For Scenarios 1 and 2, we set  $T$  to be the maximum possible length in each scenario with  $b = 3$ , with  $T = 8$  and 22 respectively in Figure 1 (left and middle). Scenario 3 in Algorithm 1 allows  $T$  to grow to infinity asymptotically. We set  $T = 100$  for simplicity (Figure 1 right). To simulate risk occurrences, we randomly draw an integer  $\tau^*$  from the interval  $[b, T - 1]$  and randomly select  $\tau^*$  time points from  $T$ , assigning  $R_t = 1$  to these points. The rest are designated as  $R_t = 0$ .

Figure 1 shows the average competitive ratio over a range of  $\tau^*$  values. In Figure 1 (left), we observe that our randomized algorithm outperforms the benchmark by a constant competitive ratio across all values of  $\tau^*$  in Scenario 1. In Figure 1 (middle), our randomized algorithm increasingly outperforms the benchmark particularly as  $\tau^*$  deviates away from the horizon length  $T$  in Scenario 2. We note that in Figure 1 (middle), when  $\tau^* = 22$ , the competitive ratio slightly exceeds 1. This is attributed to our algorithm utilizing a slightly higher budget in expectation. We provide detailed insights into this observation in Appendix A.1, where we demonstrate that the worst-case budget spent is  $1.044b_k$ , slightly surpassing the allocated budget.

In Figure 1 (right), as  $T$  grows, the average competitive ratio of our algorithm would remain the same as in Figure 1 (right).<sup>3</sup> Here, we conclude that our algorithm increasingly outperforms the benchmark as  $T$  grows to infinity.

**Remark 5.1 (Design choice of  $b_k$  and  $T$  in absence of pre-**

<sup>3</sup>This is because when  $b$  is fixed, the treatment assignment probability is independent of  $T$ .

**diction intervals**). In real-world applications, the budget for intervention at each risk level is often fixed. Yet, there remains the design question of  $T$ , i.e., how granular to discretize the decision period. From Figure 1, We note that although Scenario 3 yields the largest possible improvement in algorithm performance when compared with the benchmark as  $T$  grows to infinity, our randomized algorithm has the highest competitive ratios across all  $\tau^*$  in Scenario 2. Thus, in the absence of prediction intervals, we recommend setting  $T$  to be in between  $b_k e$  and  $b_k e^2$ . This recommendation changes when a prediction interval is presented.

**With Learning Augmentation** In this setting, we examine the performances of Algorithm 1 and Algorithm 2 under varying prediction interval widths. Similar to the non-learning augmented setting, we keep the budget fixed at  $b = 3$  and examine the performance of our learning-augmented algorithm under  $T = 8, 22$ , and 100, corresponding to the three scenarios in Algorithm 2.

For enhanced comparability across various confidence widths, we maintain constant risk occurrences,  $\tau^* = \text{Int}[0.5(T + b)]$ , across all simulations shown in Figure 2.<sup>4</sup> The confidence intervals are randomly generated based on the given width, and they must contain  $\tau^*$ .

The average competitive ratio of each algorithm against a range of prediction interval widths is plotted in Figure 2. In all plots within Figure 2, we observe that the naive benchmark (where  $p_i = b/U$  for all  $i \in [\tau^*]$ ) consistently outperforms the randomized algorithm (which does not have access to the prediction interval) when the confidence interval is narrow. However, as the confidence interval widens, our randomized algorithm outperforms the naive benchmark. In addition, we observe that our learning-augmented algorithm performs no worse than both the naive benchmark and the randomized algorithm. In particular, the advantage of our algorithm is the largest when in Scenario 3.

We include additional experimental results where  $\tau^*$  is small

<sup>4</sup>If we allow  $\tau^*$  to change across different simulations, then the difference that we observe in competitive ratio might be due to this change in  $\tau^*$ .

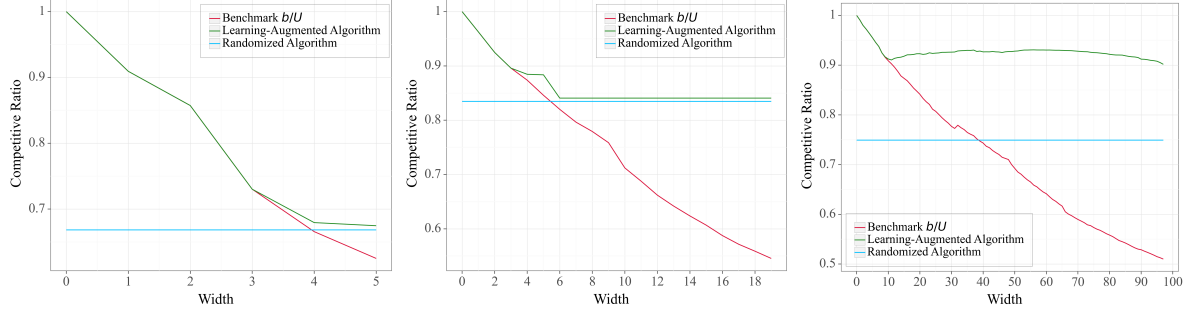


Figure 2. Average competitive ratio under learning-augmented setting. Left:  $T = 8$ ; Middle:  $T = 22$ ; Right:  $T = 100$ .

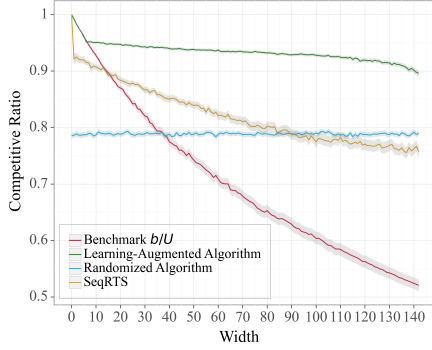


Figure 3. Average competitive ratio across user days under various prediction interval widths on HeartSteps V1 dataset. The shaded area indicates the  $\pm 1.96$  standard error bounds across user days.

in Appendix C.1. We note that as  $\tau^*$  decreases, the advantage of our algorithm in Scenario 2 increases. In addition, we provide the competitive ratio figures in the absence of the penalization term in Problem (1) in Appendix C.2. This measures the fraction of the budget spent by our algorithms. **Remark 5.2 (Design choice of  $b_k$  and  $T$  in presence of prediction intervals).** In the presence of a prediction interval, if we expect the value of  $\tau^*$  to be small, we recommend setting  $T$  to be in Scenario 2. If we expect a reasonably large value of  $\tau^*$ , we recommend setting a large value for  $T$  such that the algorithm operates under Scenario 3.

## 5.2. Real-World Experiments on HeartSteps V1

Our research is inspired by the Heartsteps V1 mobile health study, which aims to enhance physical activity, specifically through regular walking, among sedentary individuals (Klasnja et al., 2019). The study involved 37 participants over a follow-up period of six weeks, gathering detailed data on step counts on a minute-by-minute basis. To ensure the reliability of the step count data, our analysis was restricted to the hours from 9 am to 9 pm, with a decision time frequency set at five-minute intervals (Liao et al., 2018). Consequently, this led to the accumulation of 1585 instances of 12-hour user-days, giving rise to a time horizon of  $T = 144$ .

At each decision time point  $t$ , we define the risk variable  $R_t$

with a binary classification:  $R_t = 1$  indicates a sedentary state, identified by recording fewer than 150 steps in the prior 40 minutes, and  $R_t = 0$  signifies a non-sedentary state. Additionally, the availability for intervention,  $I_t$ , is contingent on recent messaging activity: if the user has received an anti-sedentary message within the preceding hour,  $I_t$  is set to 0; otherwise, it is set to 1. The primary objective of this strategy is to uniformly distribute around  $b = 1.5$  interventions during sedentary times each day.

In addition to the naive benchmark  $b_k/U$ , our study also includes evaluations of Algorithms 1 and 2 against the SeqRTS algorithm, as introduced by Liao et al. (2018). A detailed description of the SeqRTS method is included in the Appendix D. Under SeqRTS, the budget may be depleted before allocating for all available risk times. When this happens, a minimum probability of  $1 \times 10^{-6}$  is assigned to the remaining times when calculating the objective in Problem (1), as illustrated in Figure 3. To better understand the behavior of SeqRTS, we set the minimum probability to 0 in Figure 8 in Appendix D. The performances are measured by competitive ratio averaged across user days.

In Figure 3, Algorithm 2, which incorporates a prediction interval, invariably outperforms the non-learning counterpart, the SeqRTS approach, and the naive benchmark  $b_k/U$ . Moreover, our algorithms exhibit superior uniformity in risk times sampling, evidenced by reduced entropy change compared to both the non-learning algorithm and SeqRTS, as further detailed in Figure 7 (Appendix D). Figure 8 illustrates that SeqRTS could deplete its budget even when the prediction is fairly accurate, highlighting the robustness of our algorithms under adversarial risk level arrivals. Further implementation details are included in Appendix D.

**Conclusion and Future Works** This paper marks the first attempt to study the online uniform risk times sampling problem within the framework of approximation algorithms. We introduce two novel online algorithms—either incorporating learning augmentation or not—backed by rigorous theoretical guarantees and empirical results. Future works include adapting existing algorithms to scenarios where prediction intervals improve over time.



## Broader Impact

The rapid advancement of digital health technologies demands innovative strategies for optimal treatment timing, specifically addressing the challenge posed by the online uniform risk times sampling problem to enhance treatment efficacy. Our research introduces online approximation algorithms augmented with ML predictions, ideally suited for scenarios where future behavior can be predicted using either real-time data accumulation or initial study results, while also ensuring the maintenance of reliable worst-case performance guarantees. Significantly, our work pioneers the integration of ML prediction intervals—widely recognized in the field—with online algorithms. This novel approach expands the applicability of a broader spectrum of ML approaches and sets a precedent for their use in diverse problem-solving contexts.

## References

- Bamas, E., Maggiori, A., and Svensson, O. The primal-dual method for learning augmented algorithms. *Advances in Neural Information Processing Systems*, 33:20083–20094, 2020.
- Battalio, S. L., Conroy, D. E., Dempsey, W., Liao, P., Menicatas, M., Murphy, S., Nahum-Shani, I., Qian, T., Kumar, S., and Spring, B. Sense2stop: a micro-randomized trial using wearable sensors to optimize a just-in-time-adaptive stress management intervention for smoking relapse prevention. *Contemporary Clinical Trials*, 109:106534, 2021.
- Boruvka, A., Almirall, D., Witkiewitz, K., and Murphy, S. A. Assessing time-varying causal effect moderation in mobile health. *Journal of the American Statistical Association*, 113(523):1112–1121, 2018.
- Dennis, M. L., Scott, C. K., Funk, R. R., and Nicholson, L. A pilot study to examine the feasibility and potential effectiveness of using smartphones to provide recovery support for adolescents. *Substance abuse*, 36(4):486–492, 2015.
- Dimitrijević, M. R., Faganel, J., Gregorić, M., Nathan, P., and Trontelj, J. Habituation: effects of regular and stochastic stimulation. *Journal of Neurology, Neurosurgery & Psychiatry*, 35(2):234–242, 1972.
- Heckman, B. W., Mathew, A. R., and Carpenter, M. J. Treatment burden and treatment fatigue as barriers to health. *Current opinion in psychology*, 5:31–36, 2015.
- Jin, B. and Ma, W. Online bipartite matching with advice: Tight robustness-consistency tradeoffs for the two-stage model. *Advances in Neural Information Processing Systems*, 35:14555–14567, 2022.
- Kallus, N. and Zhou, A. Stateful offline contextual policy evaluation and learning. In *International Conference on Artificial Intelligence and Statistics*, pp. 11169–11194. PMLR, 2022.
- Klasnja, P., Harrison, B. L., LeGrand, L., LaMarca, A., Froehlich, J., and Hudson, S. E. Using wearable sensors and real time inference to understand human recall of routine activities. In *Proceedings of the 10th international conference on Ubiquitous computing*, pp. 154–163, 2008.
- Klasnja, P., Smith, S., Seewald, N. J., Lee, A., Hall, K., Luers, B., Hekler, E. B., and Murphy, S. A. Efficacy of contextually tailored suggestions for physical activity: a micro-randomized optimization trial of heartsteps. *Annals of Behavioral Medicine*, 53(6):573–582, 2019.
- Li, S., Psihogios, A. M., McKelvey, E. R., Ahmed, A., Rabbi, M., and Murphy, S. Microrandomized trials for promoting engagement in mobile health data collection: Adolescent/young adult oral chemotherapy adherence as an example. *Current opinion in systems biology*, 21:1–8, 2020.
- Liao, P., Dempsey, W., Sarker, H., Hossain, S. M., Al’absi, M., Klasnja, P., and Murphy, S. Just-in-Time but Not Too Much: Determining Treatment Timing in Mobile Health. *Proceedings of the ACM on interactive, mobile, wearable and ubiquitous technologies*, 2(4):179, December 2018. ISSN 2474-9567. doi: 10.1145/3287057.
- Mann, S. and Robinson, A. Boredom in the lecture theatre: An investigation into the contributors, moderators and outcomes of boredom amongst university students. *British Educational Research Journal*, 35(2):243–258, 2009.
- McConnell, M. V., Shcherbina, A., Pavlovic, A., Homburger, J. R., Goldfeder, R. L., Waggot, D., Cho, M. K., Rosenberger, M. E., Haskell, W. L., Myers, J., et al. Feasibility of obtaining measures of lifestyle from a smartphone app: the myheart counts cardiovascular health study. *JAMA cardiology*, 2(1):67–76, 2017.
- Mehta, A. et al. Online matching and ad allocation. *Foundations and Trends® in Theoretical Computer Science*, 8(4):265–368, 2013.
- Nahum-Shani, I., Smith, S. N., Spring, B. J., Collins, L. M., Witkiewitz, K., Tewari, A., and Murphy, S. A. Just-in-time adaptive interventions (jitais) in mobile health: key components and design principles for ongoing health behavior support. *Annals of Behavioral Medicine*, pp. 1–17, 2018.
- Purohit, M., Svitkina, Z., and Kumar, R. Improving online algorithms via ml predictions. *Advances in Neural Information Processing Systems*, 31, 2018.

- Rathbun, S. L., Song, X., Neustifter, B., and Shiffman, S. Survival analysis with time varying covariates measured at random times by design. *Journal of the Royal Statistical Society Series C: Applied Statistics*, 62(3):419–434, 2013.
- Scott, C. K., Dennis, M. L., Gustafson, D., and Johnson, K. A pilot study of the feasibility and potential effectiveness of using smartphones to provide recovery support. *Drug and Alcohol Dependence*, 100(171):e185, 2017a.
- Scott, C. K., Dennis, M. L., and Gustafson, D. H. Using smartphones to decrease substance use via self-monitoring and recovery support: study protocol for a randomized control trial. *Trials*, 18(1):1–11, 2017b.
- Shafer, G. and Vovk, V. A tutorial on conformal prediction. *Journal of Machine Learning Research*, 9(3), 2008.
- Shiffman, S., Stone, A. A., and Hufford, M. R. Ecological momentary assessment. *Annu. Rev. Clin. Psychol.*, 4: 1–32, 2008.
- Shin, Y., Lee, C., Lee, G., and An, H.-C. Improved learning-augmented algorithms for the multi-option ski rental problem via best-possible competitive analysis. *arXiv preprint arXiv:2302.06832*, 2023.
- Smith, J. M. Introduction to chemical engineering thermodynamics, 1950.
- Spruijt-Metz, D., Marlin, B. M., Pavel, M., Rivera, D. E., Hekler, E., De La Torre, S., El Mistiri, M., Golaszweski, N. M., Li, C., Braga De Braganca, R., et al. Advancing behavioral intervention and theory development for mobile health: the heartsteps ii protocol. *International journal of environmental research and public health*, 19(4):2267, 2022.
- Stone, A., Shiffman, S., Atienza, A., and Nebeling, L. *The science of real-time data capture: Self-reports in health research*. Oxford University Press, 2007.
- Wei, A. and Zhang, F. Optimal robustness-consistency trade-offs for learning-augmented online algorithms. *Advances in Neural Information Processing Systems*, 33: 8042–8053, 2020.
- Wen, C. K. F., Schneider, S., Stone, A. A., and Spruijt-Metz, D. Compliance with mobile ecological momentary assessment protocols in children and adolescents: a systematic review and meta-analysis. *Journal of medical Internet research*, 19(4):e132, 2017.
- Zhang, G., Poon, C. K., and Xu, Y. The ski-rental problem with multiple discount options. *Information Processing Letters*, 111(18):903–906, 2011.
- Zhou, Z., Athey, S., and Wager, S. Offline multi-action policy learning: Generalization and optimization. *Operations Research*, 71(1):148–183, 2023.

## A. Proof for Algorithm 1

### A.1. Proof of Lemma 3.1: Budget constraint

*Proof.* We prove that the budget constraint is satisfied in expectation under each subroutine in Algorithm 1.

#### Subroutine 1

Recall that  $\tau_k^*$  is the true number of available risk times at risk level  $k$ . Here, we suppose  $\tau_k^* = \beta e^{j^*}$  for some  $j^* \in \mathbb{Z}^+$  and  $\beta \in [b_k, b_k e]$ . Since  $T \leq b_k e$ , we have that  $j^* = 0$ .

In this analysis, our focus is solely on the worst-case scenario, where both  $T$  and  $\tau_k^*$  are very close to  $b_k e$ . Assuming  $\eta > b_k$  (where  $\eta = \frac{T}{e-1}$ ), if this is not the case, the algorithm uniformly sets  $p_{k,i_k} = \frac{b_k}{T}$  throughout.

When  $\eta > b_k$  and  $\alpha$  falls in the range of  $[b_k, \eta]$ , the algorithm starts with  $p_{k,i_k} = \frac{b_k}{\alpha(e-1)}$ , then transitions to  $p_{k,i_k} = \frac{b_k}{T}$  for the second phase; otherwise, it consistently uses  $p_{k,i_k} = \frac{b_k}{T}$ . Therefore, we have

$$\begin{aligned}
 \mathbb{E}[\text{Budget}_k] &= \int_{\eta}^{b_k e} \frac{b_k}{T} \beta \frac{1}{\alpha} d\alpha + \int_{b_k}^{\eta} \left[ \frac{b_k}{\alpha(e-1)} \alpha + \frac{b_k}{T} (\beta - \alpha) \right] \frac{1}{\alpha} d\alpha \\
 &= \frac{b_k \beta}{T} \ln \frac{b_k e}{\eta} + \frac{b_k}{e-1} \ln \frac{\eta}{b_k} + \frac{b_k \beta}{T} \ln \frac{\eta}{b_k} - \frac{b_k}{T} (\eta - b_k) \\
 &= \frac{b_k \beta}{T} + \frac{b_k}{e-1} \ln \frac{\eta}{b_k} - \frac{b_k \eta}{T} + \frac{b_k^2}{T} \\
 &\leq b_k + \frac{b_k}{e-1} \ln \frac{T}{b_k(e-1)} - \frac{b_k}{e-1} + \frac{b_k^2}{T} \quad \text{increasing with } \beta \ (\beta = T) \\
 &\leq b_k - \frac{b_k}{e-1} + \frac{b_k}{e-1} \quad \text{increasing with } T \ (T = b_k e) \\
 &\leq b_k.
 \end{aligned}$$

#### Subroutine 2

Reiterating our initial assumption, we set  $\tau_k^* = \beta e^{j^*}$ . The condition  $b_k e < T \leq b_k e^2$  limits  $j^*$  to either 0 or 1. However, our analysis is particularly concerned with the worst-case scenario, hence we consider only the case where  $j^* = 1$ . The expected budget is therefore

$$\begin{aligned}
 \mathbb{E}[\text{Budget}_k] &= \int_{\beta}^{b_k e} \left[ \frac{b_k}{\alpha(e-1)} \alpha + \frac{b_k}{\alpha e(e-1)} (\beta e - \alpha) \right] \frac{1}{\alpha} d\alpha + \int_{b_k}^{\beta} \left[ \frac{b_k}{\alpha(e-1)} \alpha + \frac{b_k}{\alpha e(e-1)} (\alpha e - \alpha) + \frac{b_k}{\alpha e^3} (\beta e - \alpha e) \right] \frac{1}{\alpha} d\alpha \\
 &= \frac{b_k}{e-1} + \frac{b_k \beta}{e-1} \left( \frac{1}{\beta} - \frac{1}{b_k e} \right) - \frac{b_k}{e(e-1)} \ln \frac{b_k e}{\beta} + \frac{b_k}{e} \ln \frac{\beta}{b_k} + \frac{b_k \beta}{e^2} \left( \frac{1}{b_k} - \frac{1}{\beta} \right) - \frac{b_k}{e^2} \ln \frac{\beta}{b_k} \\
 &= \frac{b_k}{e-1} + \frac{b_k}{e-1} - \frac{\beta}{e(e-1)} + \frac{\beta}{e^2} - \frac{b_k}{e^2} - \frac{b_k}{e(e-1)} + \left( \frac{b_k}{e} + \frac{b_k}{e(e-1)} - \frac{b_k}{e^2} \right) \ln \frac{\beta}{b_k} \\
 &= \frac{b_k}{e-1} + \frac{b_k}{e} - \frac{b_k}{e^2} - \frac{\beta}{e^2(e-1)} + \left( \frac{b_k}{e-1} - \frac{b_k}{e^2} \right) \ln \frac{\beta}{b_k} \\
 &\leq \frac{b_k}{e-1} + \frac{b_k}{e} - \frac{b_k}{e^2} - \frac{b_k e}{e^2(e-1)} + \left( \frac{b_k}{e-1} - \frac{b_k}{e^2} \right) \ln \frac{b_k e}{b_k} \quad \text{increasing with } \beta \ (\beta = b_k e) \\
 &= \frac{2b_k}{e} + \frac{b_k}{e-1} - \frac{2b_k}{e^2} \leq b_k
 \end{aligned}$$

#### Subroutine 3

Under the assumption of  $\tau_k^* = \beta e^{j^*}$ , and given the condition  $T > b_k e^2$ , it is possible for  $j^*$  to be 0 or to extend towards

infinity. Our focus, however, is confined to the worst-case scenarios, particularly those where  $j^* \geq 1$ .

$$\begin{aligned}
 \mathbb{E}[\text{Budget}_k] &= \int_{\beta}^{b_k e} \left[ \frac{b_k}{\alpha e} \alpha + \sum_{i=2}^{j^*} \frac{b_k(1-1/e)^{j-2}}{\alpha e^j} (\alpha e^{j-1} - \alpha e^{j-2}) + \frac{b_k(1-1/e)^{j^*-1}}{\alpha e^{j^*+1}} (\beta e^{j^*} - \alpha e^{j^*-1}) \right] \frac{1}{\alpha} d\alpha \\
 &\quad + \int_{b_k}^{\beta} \left[ \frac{b_k}{\alpha e} \alpha + \sum_{j=2}^{j^*+1} \frac{b_k(1-1/e)^{j-2}}{\alpha e^j} (\alpha e^{j-1} - \alpha e^{j-2}) + \frac{b_k(1-1/e)^{j^*}}{\alpha e^{j^*+2}} (\beta e^{j^*} - \alpha e^{j^*}) \right] \frac{1}{\alpha} d\alpha \\
 &= \int_{\beta}^{b_k e} \left[ \frac{b_k}{e} + b_k(1 - \frac{1}{e} - (1 - \frac{1}{e})^{j^*}) + \frac{b_k(e-1)^{j^*-1}}{e^{j^*+1}} \frac{\beta e - \alpha}{\alpha} \right] \frac{1}{\alpha} d\alpha \\
 &\quad + \int_{b_k}^{\beta} \left[ \frac{b_k}{e} + b_k(1 - \frac{1}{e} - (1 - \frac{1}{e})^{j^*+1}) + \frac{b_k(e-1)^{j^*}}{e^{j^*+2}} \frac{\beta - \alpha}{\alpha} \right] \frac{1}{\alpha} d\alpha \\
 &= \frac{b_k}{e} + b_k(1 - \frac{1}{e}) - b_k(1 - \frac{1}{e})^{j^*} \ln \frac{b_k e}{\beta} - b_k(1 - \frac{1}{e})^{j^*+1} \ln \frac{\beta}{b_k} \\
 &\quad + \frac{b_k(e-1)^{j^*-1}}{e^{j^*+1}} \left[ e - \frac{\beta}{b_k} + \ln \frac{\beta}{b_k e} \right] + \frac{b_k(e-1)^{j^*}}{e^{j^*+2}} \left[ \frac{\beta}{b_k} - 1 + \ln \frac{b_k}{\beta} \right] \\
 &\leq b_k - b_k(1 - \frac{1}{e})^{j^*+1} \ln \frac{b_k e}{b_k} + \frac{b_k(e-1)^{j^*}}{e^{j^*+2}} \left[ \frac{b_k e}{b_k} - 1 + \ln \frac{b_k}{b_k e} \right] \quad \text{increasing with } \beta \ (\beta = b_k e) \\
 &= b_k - b_k(1 - \frac{1}{e})^{j^*+1} + \frac{b_k(e-1)^{j^*}(e-2)}{e^{j^*+2}} \leq b_k
 \end{aligned}$$

By combining the above results, we establish Lemma 3.1.  $\square$

## A.2. Proof of Theorem 3.1: Competitive Ratio

*Proof.* In what follows we derive the competitive ratio under each subroutine.

### Subroutine 1

Recall that  $\tau_k^*$  represents the actual number of available risk times at risk level  $k$ , we assume  $\tau_k^* = \beta e^{j^*}$ , where  $j^* \in \mathbb{Z}^+$  and  $\beta \in [b_k, b_k e]$ . It's evident that when  $T \leq b_k e$ ,  $j^* = 0$  follows naturally.

Defining  $\eta = T/(e-1)$ , let's consider the case where  $\eta \leq b_k$ , leading to  $T \leq b_k(e-1)$ . Given that  $p_{k,i_k} = \frac{b_k}{\min(T, \tau_k^*(e-1))}$ , it follows that the algorithm consistently sets  $p_{k,i_k} = \frac{b_k}{T}$ . Consequently, we derive:

$$\mathbb{E}[\text{SOL}_k] = \frac{b_k}{T} \beta \geq \frac{b_k}{b_k(e-1)} \beta \geq \frac{b_k}{e-1}.$$

Further, if  $\eta > b_k$  and  $\alpha$  falls within  $[b_k, \eta]$ , the algorithm initiates with  $p_{k,i_k} = \frac{b_k}{\alpha(e-1)}$ , then adjusts to  $p_{k,i_k} = \frac{b_k}{T}$  in the subsequent round if  $\tau_k^*$  is large enough; otherwise, it consistently uses  $p_{k,i_k} = \frac{b_k}{T}$ . We focus on two cases: (1)  $\beta < \eta$  and (2)  $\beta \geq \eta$ .

When  $\beta < \eta$ , if  $\alpha > \beta$ , the algorithm stops on the first round; otherwise, it continues to the second round.

$$\begin{aligned}
 \mathbb{E}[\text{SOL}_k] &= \int_{\eta}^{b_k e} \frac{b_k}{T} \beta \frac{1}{\alpha} d\alpha + \int_{b_k}^{\beta} \left[ \frac{b_k}{\alpha(e-1)} \alpha + \frac{b_k}{T} (\beta - \alpha) - \frac{1}{\beta} \ln \frac{T}{\alpha(e-1)} \right] \frac{1}{\alpha} d\alpha + \int_{\beta}^{\eta} \frac{b_k}{\alpha(e-1)} \beta \frac{1}{\alpha} d\alpha \\
 &= \frac{b_k \beta}{T} \ln \frac{b_k e}{\eta} + \frac{b_k}{e-1} \ln \frac{\beta}{b_k} + \frac{b_k \beta}{T} \ln \frac{\beta}{b_k} - \frac{b_k}{T} (\beta - b_k) + \frac{1}{2\beta} (\ln(\frac{T}{\beta(e-1)})^2 - \ln(\frac{T}{b_k(e-1)})^2) + \frac{b_k \beta}{e-1} (\frac{1}{\beta} - \frac{1}{\eta}) \\
 &\geq \frac{b_k^2}{T} \ln \frac{b_k e(e-1)}{T} + \frac{b_k}{e-1} - \frac{b_k^2}{T} \quad \text{increasing with } \beta \ (\beta = b_k) \\
 &\geq \frac{b_k}{e} \ln(e-1) + \frac{b_k}{e(e-1)} \quad \text{decreasing with } T \ (T = b_k e).
 \end{aligned}$$



When  $\beta \geq \eta$ , indicating that  $\beta$  consistently surpasses  $\eta$ , it follows that the algorithm always proceeds to the second round. Consequently, we have

$$\begin{aligned}
 \mathbb{E}[\text{SOL}_k] &= \int_{\eta}^{b_k e} \frac{b_k}{T} \beta \frac{1}{\alpha} d\alpha + \int_{b_k}^{\eta} \left[ \frac{b_k}{\alpha(e-1)} \alpha + \frac{b_k}{T} (\beta - \alpha) - \frac{1}{\beta} \ln \frac{T}{\alpha(e-1)} \right] \frac{1}{\alpha} d\alpha \\
 &= \frac{b_k \beta}{T} \ln \frac{b_k e}{\eta} + \frac{b_k}{e-1} \ln \frac{\eta}{b_k} + \frac{b_k \beta}{T} \ln \frac{\eta}{b_k} - \frac{b_k}{T} (\eta - b_k) + \frac{1}{2\beta} (\ln(\frac{T}{\eta(e-1)})^2 - \ln(\frac{T}{b_k(e-1)})^2) \\
 &\geq \frac{b_k}{e-1} \ln \frac{b_k e}{\eta} + \frac{2b_k}{e-1} \ln \frac{T}{b_k(e-1)} - \frac{b_k}{e-1} + \frac{b_k^2}{T} - \frac{e-1}{2T} \ln(\frac{T}{b_k(e-1)})^2 \\
 &\quad \text{increasing with } \beta \ (\beta = \eta = T/(e-1)) \\
 &\geq \frac{2b_k}{e-1} - \frac{b_k}{e-1} \ln(e-1) - \frac{b_k}{e(e-1)} - \frac{e-1}{2b_k e} \ln(\frac{e}{e-1})^2 \quad \text{decreasing with } T \ (T = b_k e).
 \end{aligned}$$

### Subroutine 2

Recall that for  $b_k e < T \leq b_k e^2$ ,  $j^*$  is restricted to being either 0 or 1. Below we separately consider these two cases.

In the case where  $j^* = 0$ , it follows that

$$\begin{aligned}
 \mathbb{E}[\text{SOL}_k] &= \int_{\beta}^{b_k e} \frac{b_k}{\alpha(e-1)} \beta \frac{1}{\alpha} d\alpha + \int_{b_k}^{\beta} \left[ \frac{b_k}{\alpha(e-1)} \alpha + \frac{b_k}{\alpha e(e-1)} (\beta - \alpha) - \frac{1}{\beta} \ln(e) \right] \frac{1}{\alpha} d\alpha \\
 &= \frac{b_k \beta}{e-1} \left( \frac{1}{\beta} - \frac{1}{b_k e} \right) + \frac{b_k}{e-1} (\ln \beta - \ln b_k) + \frac{b_k \beta}{e(e-1)} \left( \frac{1}{b_k} - \frac{1}{\beta} \right) \\
 &\quad - \frac{b_k}{e(e-1)} (\ln \beta - \ln b_k) - \frac{1}{\beta} \ln \frac{\beta}{b_k} \\
 &= \frac{b_k}{e} + \frac{b_k}{e} \ln \frac{\beta}{b_k} - \frac{1}{\beta} \ln \frac{\beta}{b_k} \\
 &\geq \frac{b_k}{e} \quad \text{increasing with } \beta \ (\beta = b_k).
 \end{aligned}$$

In the scenario where  $j^* = 1$ , we observe that

$$\begin{aligned}
 \mathbb{E}[\text{SOL}_k] &= \int_{\beta}^{b_k e} \left[ \frac{b_k}{\alpha(e-1)} \alpha + \frac{b_k}{\alpha e(e-1)} (\beta e - \alpha) - \frac{1}{\beta e} \ln e \right] \frac{1}{\alpha} d\alpha \\
 &\quad + \int_{b_k}^{\beta} \left[ \frac{b_k}{\alpha(e-1)} \alpha + \frac{b_k}{\alpha e(e-1)} (\alpha e - \alpha) + \frac{b_k}{\alpha e^3} (\beta e - \alpha e) - \frac{1}{\beta e} \ln \frac{e^3}{e-1} \right] \frac{1}{\alpha} d\alpha \\
 &= \frac{b_k}{e-1} \ln \frac{b_k e}{\beta} + \frac{b_k \beta}{e-1} \left( \frac{1}{\beta} - \frac{1}{b_k e} \right) - \frac{b_k}{e(e-1)} \ln \frac{b_k e}{\beta} - \frac{1}{\beta e} \ln \frac{b_k e}{\beta} \\
 &\quad + \frac{b_k}{e-1} \ln \frac{\beta}{b_k} + \frac{b_k}{e} \ln \frac{\beta}{b_k} + \frac{b_k \beta}{e^2} \left( \frac{1}{b_k} - \frac{1}{\beta} \right) - \frac{b_k}{e^2} \ln \frac{\beta}{b_k} - \frac{1}{\beta e} \ln \frac{e^3}{e-1} \ln \frac{\beta}{b_k} \\
 &= \frac{b_k}{e} \ln \frac{b_k e}{\beta} + \frac{b_k}{e-1} - \frac{\beta}{e(e-1)} - \frac{1}{\beta e} \ln \frac{b_k e}{\beta} \\
 &\quad + \frac{b_k}{e-1} \ln \frac{\beta}{b_k} + \frac{b_k}{e} \ln \frac{\beta}{b_k} + \frac{\beta}{e^2} - \frac{b_k}{e^2} - \frac{b_k}{e^2} \ln \frac{\beta}{b_k} - \frac{1}{\beta e} \ln \frac{e^3}{e-1} \ln \frac{\beta}{b_k} \\
 &\geq \frac{b_k}{e} + \frac{b_k}{e-1} - \frac{b_k}{e(e-1)} - \frac{1}{b_k e} \quad \text{increasing with } \beta \ (\beta = b_k) \\
 &= \frac{2b_k}{e} - \frac{1}{b_k e}.
 \end{aligned}$$

### Subroutine 3

In the scenarios where  $T > b_k e^2$ , we consider two cases: (1)  $j^* \geq 1$  and (2)  $j^* = 0$ .

Let us first consider the case where  $j^* \geq 1$ . If  $\alpha \geq \beta$ , the algorithm stops at the  $j^* + 1$ th round by design of the algorithm ( $\alpha e^{j^*} \geq \beta e^{j^*}$ ); on the other hand, if  $\alpha < \beta$ , the algorithm stops at the  $j^* + 2$ th round ( $\alpha e^{j^*+1} \geq \beta e^{j^*}$ ). The objective function when  $\alpha \geq \beta$  is

$$\begin{aligned} \text{SOL}_{k,1} &= \sum_{j=1}^{j^*} \frac{b_k \left(1 - \frac{1}{e}\right)^{j-2}}{\alpha e^j} (\alpha e^{j-1} - \alpha e^{j-2}) + \frac{b_k \left(1 - \frac{1}{e}\right)^{j^*-1}}{\alpha e^{j^*+1}} (\beta e^{j^*} - \alpha e^{j^*-1}) - \frac{1}{\beta e^{j^*}} \ln \frac{e^{2j^*-1}}{(e-1)^{j^*-1}} \\ &= \sum_{j=1}^{j^*} \frac{b_k (e-1)^{j-1}}{e^j} + \frac{b_k (e-1)^{j^*-1} \beta e - \alpha}{e^{j^*+1} \alpha} - \frac{1}{\beta e^{j^*}} \ln \frac{e^{2j^*-1}}{(e-1)^{j^*-1}} \\ &= b_k \left(1 - \left(1 - \frac{1}{e}\right)^{j^*}\right) + \frac{b_k (e-1)^{j^*-1} \beta e - \alpha}{e^{j^*+1} \alpha} - \frac{1}{\beta e^{j^*}} \ln \frac{e^{2j^*-1}}{(e-1)^{j^*-1}}. \end{aligned}$$

The objective function when  $\alpha < \beta$  is

$$\begin{aligned} \text{SOL}_{k,2} &= \sum_{j=1}^{j^*+1} \frac{b_k \left(1 - \frac{1}{e}\right)^{j-2}}{\alpha e^j} (\alpha e^{j-1} - \alpha e^{j-2}) + \frac{b_k \left(1 - \frac{1}{e}\right)^{j^*}}{\alpha e^{j^*+2}} (\beta e^{j^*} - \alpha e^{j^*}) - \frac{1}{\beta e^{j^*}} \ln \frac{e^{2j^*+1}}{(e-1)^{j^*}} \\ &= \sum_{j=1}^{j^*+1} \frac{b_k (e-1)^{j-1}}{e^j} + \frac{b_k (e-1)^{j^*} \beta - \alpha}{e^{j^*+2} \alpha} - \frac{1}{\beta e^{j^*}} \ln \frac{e^{2j^*+1}}{(e-1)^{j^*}} \\ &= b_k \left(1 - \left(1 - \frac{1}{e}\right)^{j^*+1}\right) + \frac{b_k (e-1)^{j^*} \beta - \alpha}{e^{j^*+2} \alpha} - \frac{1}{\beta e^{j^*}} \ln \frac{e^{2j^*+1}}{(e-1)^{j^*}}. \end{aligned}$$

The expected value of our solution is

$$\mathbb{E}[\text{SOL}_k] = \int_{\beta}^{b_k e} \text{SOL}_{k,1} f(\alpha) d\alpha + \int_{b_k}^{\beta} \text{SOL}_{k,2} f(\alpha) d\alpha. \quad (4)$$

Notice that

$$\begin{aligned} \int_{\beta}^{b_k e} \text{SOL}_{k,1} f(\alpha) d\alpha &= b_k \left(1 - \left(1 - \frac{1}{e}\right)^{j^*}\right) \int_{\beta}^{b_k e} \frac{1}{\alpha} d\alpha + \frac{b_k (e-1)^{j^*-1}}{e^{j^*+1}} \int_{\beta}^{b_k e} \frac{\beta e - \alpha}{\alpha} \frac{1}{\alpha} d\alpha \\ &\quad - \left[ \frac{1}{\beta e^{j^*}} \ln \frac{e^{2j^*-1}}{(e-1)^{j^*-1}} \right] \int_{\beta}^{b_k e} \frac{1}{\alpha} d\alpha \\ &= b_k \left(1 - \left(1 - \frac{1}{e}\right)^{j^*}\right) \ln \frac{b_k e}{\beta} + \frac{b_k (e-1)^{j^*-1}}{e^{j^*+1}} \left( e - \frac{\beta}{b_k} - \ln \frac{b_k e}{\beta} \right) \\ &\quad - \left[ \frac{1}{\beta e^{j^*}} \ln \frac{e^{2j^*-1}}{(e-1)^{j^*-1}} \right] \ln \frac{b_k e}{\beta}. \end{aligned}$$

and

$$\begin{aligned} \int_{b_k}^{\beta} \text{SOL}_{k,2} f(\alpha) d\alpha &= b_k \left(1 - \left(1 - \frac{1}{e}\right)^{j^*+1}\right) \int_{b_k}^{\beta} \frac{1}{\alpha} d\alpha + \frac{b_k (e-1)^{j^*}}{e^{j^*+2}} \int_{b_k}^{\beta} \frac{\beta - \alpha}{\alpha} \frac{1}{\alpha} d\alpha \\ &\quad - \left[ \frac{1}{\beta e^{j^*}} \ln \frac{e^{2j^*+1}}{(e-1)^{j^*}} \right] \int_{b_k}^{\beta} \frac{1}{\alpha} d\alpha \\ &= b_k \left(1 - \left(1 - \frac{1}{e}\right)^{j^*+1}\right) \ln \frac{\beta}{b_k} + \frac{b_k (e-1)^{j^*}}{e^{j^*+2}} \left( \frac{\beta}{b_k} - 1 - \ln \frac{\beta}{b_k} \right) \\ &\quad - \left[ \frac{1}{\beta e^{j^*}} \ln \frac{e^{2j^*+1}}{(e-1)^{j^*}} \right] \ln \frac{\beta}{b_k}. \end{aligned}$$

Hence,

$$\begin{aligned}
 \mathbb{E}[\text{SOL}_k] &= b_k \left(1 - \left(1 - \frac{1}{e}\right)^{j^*}\right) \ln \frac{b_k e}{\beta} + b_k \left(1 - \left(1 - \frac{1}{e}\right)^{j^*+1}\right) \ln \frac{\beta}{b_k} \\
 &\quad + \frac{b_k(e-1)^{j^*-1}}{e^{j^*+1}} \left(e - \frac{\beta}{b_k} - \ln \frac{b_k e}{\beta}\right) + \frac{b_k(e-1)^{j^*}}{e^{j^*+2}} \left(\frac{\beta}{b_k} - 1 - \ln \frac{\beta}{b_k}\right) \\
 &\quad - \left[\frac{1}{\beta e^{j^*}} \ln \frac{e^{2j^*-1}}{(e-1)^{j^*-1}}\right] \ln \frac{b_k e}{\beta} - \left[\frac{1}{\beta e^{j^*}} \ln \frac{e^{2j^*+1}}{(e-1)^{j^*}}\right] \ln \frac{\beta}{b_k} \\
 &= b_k - b_k \left(1 - \frac{1}{e}\right)^{j^*} \left[\ln \frac{b_k e}{\beta} + \left(1 - \frac{1}{e}\right) \ln \frac{\beta}{b_k}\right] \\
 &\quad + \frac{b_k(e-1)^{j^*-1}}{e^{j^*+1}} \left[e - \frac{\beta}{b_k} - \ln \frac{b_k e}{\beta} + \frac{e-1}{e} \left(\frac{\beta}{b_k} - 1 - \ln \frac{\beta}{b_k}\right)\right] \\
 &\quad - \left[\frac{1}{\beta e^{j^*}} \ln \frac{e^{2j^*-1}}{(e-1)^{j^*-1}}\right] \ln \frac{b_k e}{\beta} - \left[\frac{1}{\beta e^{j^*}} \ln \frac{e^{2j^*+1}}{(e-1)^{j^*}}\right] \ln \frac{\beta}{b_k} \\
 &\geq b_k - b_k \left(1 - \frac{1}{e}\right)^{j^*} + b_k \left(1 - \frac{1}{e}\right)^{j^*} \frac{e-2}{e(e-1)} - \frac{1}{b_k e^{j^*}} \ln \frac{e^{2j^*-1}}{(e-1)^{j^*-1}} \quad \text{increasing with } \beta \ (\beta = b_k).
 \end{aligned}$$

For the cases where  $j^* = 0$ , it follows that

$$\begin{aligned}
 \mathbb{E}[\text{SOL}_k] &= \int_{\beta}^{b_k e} \frac{b_k}{\alpha e} \beta \frac{1}{\alpha} d\alpha + \int_{b_k}^{\beta} \left[\frac{b_k}{\alpha e} \alpha + \frac{b_k}{\alpha e^2} (\beta - \alpha) - \frac{1}{\beta} \ln e\right] \frac{1}{\alpha} d\alpha \\
 &= \frac{b_k \beta}{e} \left(\frac{1}{\beta} - \frac{1}{b_k e}\right) + \frac{b_k}{e} \ln \frac{\beta}{b_k} + \frac{b_k \beta}{e^2} \left(\frac{1}{b_k} - \frac{1}{\beta}\right) - \frac{b_k}{e^2} \ln \frac{\beta}{b_k} - \frac{1}{\beta} \ln \frac{\beta}{b_k} \\
 &= \frac{b_k}{e} - \frac{\beta}{e^2} + \frac{\beta}{e^2} - \frac{b_k}{e^2} + \left(\frac{b_k}{e} - \frac{b_k}{e^2}\right) \ln \frac{\beta}{b_k} - \frac{1}{\beta} \ln \frac{\beta}{b_k} \\
 &\geq b_k \left(\frac{1}{e} - \frac{1}{e^2}\right) \quad \text{increasing with } \beta \ (\beta = b_k).
 \end{aligned}$$

By combining the above results, we establish Theorem 3.2. □

## B. Proof for Algorithm 2

### B.1. Proof of Lemma 4.1: Budget constraint

*Proof.* We prove that the budget constraint is satisfied in expectation under each subroutine in Algorithm 2.

#### Subroutine 4

Let us suppose that  $\tau_k = L_k + \beta e^{j^*}$  for some  $j^* \in \mathbb{Z}^+$  and  $\beta \in [b_k, b_k e]$ . Note that this implicitly implies that  $\tau_k \geq L_k + b_k$ , as we only consider the worst case where  $\tau_k^*$  is large enough. Further, under the condition  $U_k \leq b_k e$  or  $\delta \leq b_k(e-1)$ , we have  $j^* = 0$ .

Let  $\delta = U_k - L_k$ . We consider the cases  $\delta > b_k$ , and if this is not the case, the algorithm would consistently use  $p_{k,i_k} = \frac{b_k}{U_k}$ . When  $\delta > b_k$  and  $\alpha \in [b_k, \delta]$ , the algorithm begins by setting  $p_{k,i_k} = \frac{b_k}{\alpha + L_k}$  and then continue with  $p_{k,i_k} = \frac{b_k}{U_k}$  for the second round if  $\tau_k^*$  is large enough; otherwise, the algorithm sets  $p_{k,i_k} = \frac{b_k}{U_k}$  all the time. We therefore have

$$\begin{aligned}
 \mathbb{E}[\text{Budget}_k] &= \int_{b_k}^{\beta} \left[ \frac{b_k}{L_k + \alpha} (L_k + \alpha) + \frac{b_k}{U_k} (L_k + \beta - L_k - \alpha) \right] \frac{1}{\alpha} d\alpha + \int_{\beta}^{\delta} \frac{b_k}{L_k + \alpha} (L_k + \beta) \frac{1}{\alpha} d\alpha + \int_{\delta}^{b_k e} \frac{b_k}{U_k} (L_k + \beta) \frac{1}{\alpha} d\alpha \\
 &= b_k \ln \frac{\beta}{b_k} + \frac{b_k \beta}{U_k} \ln \frac{\beta}{b_k} - \frac{b_k}{U_k} (\beta - b_k) + \frac{b_k (L_k + \beta)}{L_k} (\ln \frac{\delta}{\beta} - \ln \frac{L_k + \delta}{L_k + \beta}) + \frac{b_k (L_k + \beta)}{U_k} \ln \frac{b_k e}{\delta} \\
 &\leq b_k \ln \frac{U_k - L_k}{b_k} + \frac{b_k (U_k - L_k)}{U_k} \ln \frac{U_k - L_k}{b_k} - \frac{b_k}{U_k} (U_k - L_k - b_k) + \frac{b_k U_k}{U_k} \ln \frac{b_k e}{\delta} \quad \text{increasing with } \beta \ (\beta = U_k - L_k) \\
 &\leq b_k \ln(e - 1) + \frac{b_k (b_k (e - 1))}{L_k + b_k (e - 1)} \ln(e - 1) - \frac{b_k^2}{L_k + b_k (e - 1)} (e - 2) + b_k \ln \frac{b_k e}{b_k (e - 1)} \\
 &\quad \text{increasing with } U_k \ (U_k = L_k + b_k (e - 1)) \\
 &\leq b_k \ln(e - 1) + b_k \frac{e - 1}{e} \ln(e - 1) - \frac{b_k}{e} (e - 2) + b_k \ln \frac{e}{e - 1} \quad \text{decreasing with } L_k \ (L_k = b_k) \\
 &\leq b_k + b_k \left( \frac{e - 1}{e} \ln(e - 1) - \frac{e - 2}{e} \right) \\
 &\approx b_k
 \end{aligned}$$

#### Subroutine 5

Similarly, we assume  $\tau_k^* = L_k + \beta e^{j^*}$ . Under the condition that  $\delta \leq b_k(e + 1)$ , we have  $j^* = 1$  or  $j^* = 0$ . We only consider the worst case  $j^* = 1$ .

Let  $\kappa = \frac{\delta}{e}$ . Note that, when  $\alpha \in [b_k, \kappa)$ , the algorithm first sets  $p_{k, i_k} = \frac{b_k}{L_k + \alpha e}$ , and then transits to  $p_{k, i_k} = \frac{b_k}{U_k}$  at the second stage. However, when  $\alpha \in [\kappa, b_k e]$ , the algorithm keeps setting  $p_{k, i_k} = \frac{b_k}{U_k}$ . We therefore have

$$\begin{aligned}
 \mathbb{E}[\text{Budget}_k] &= \int_{b_k}^{\kappa} \left[ \frac{b_k}{L_k + \alpha e} (L_k + \alpha) + \frac{b_k}{U_k} (L_k + \beta e - L_k - \alpha) \right] \frac{1}{\alpha} d\alpha + \int_{\kappa}^{b_k e} \frac{b_k}{U_k} (L_k + \beta e) \frac{1}{\alpha} d\alpha \\
 &= b_k \left( \ln \frac{\kappa}{b_k} + \left( \frac{1}{e} - 1 \right) \ln \frac{L_k + \kappa e}{L_k + b_k e} \right) + \frac{b_k}{U_k} \beta e \ln \frac{\kappa}{b_k} - \frac{b_k}{U_k} (\kappa - b_k) + \frac{b_k (\beta e + L_k)}{U_k} \ln \frac{b_k e}{\kappa} \\
 &\leq b_k \left( \ln \frac{\kappa}{b_k} + \left( \frac{1}{e} - 1 \right) \ln \frac{L_k + \kappa e}{L_k + b_k e} \right) + \frac{b_k}{U_k} (U_k - L_k) \ln \frac{\kappa}{b_k} - \frac{b_k}{U_k} (\kappa - b_k) + b_k \ln \frac{b_k e}{\kappa} \\
 &\quad \text{increasing with } \beta \ (\beta = (U_k - L_k)/e) \\
 &\leq b_k + b_k \left( \frac{1}{e} - 1 \right) \ln \frac{L_k + b_k (e + 1)}{L_k + b_k e} + \frac{b_k^2}{L_k + b_k (e + 1)} (e + 1) \ln \frac{e + 1}{e} - \frac{b_k^2}{L_k + b_k (e + 1)} \left( \frac{e + 1}{e} - 1 \right) \\
 &\quad \text{increasing with } U_k \ (U_k = L_k + b_k (e + 1)) \\
 &\leq b_k + b_k \left( \frac{1 - e}{e} \ln \frac{e + 2}{e + 1} + \frac{e + 1}{e + 2} \ln \frac{e + 1}{e} - \frac{1}{e(e + 2)} \right) \quad \text{decreasing with } L_k \ (L_k = b_k) \\
 &\approx b_k
 \end{aligned}$$

#### Subroutine 6

Under the assumption of  $\tau_k^* = L_k + \beta e^{j^*}$ , and given the condition  $U_k > b_k e^2$ , it is possible for  $j^*$  to be 0 or to extend to infinity. We only focus on the worst-case scenario, i.e.,  $j^* \geq 1$ .



$$\begin{aligned}
 \mathbb{E}[\text{Budget}_k] &= \int_{\beta}^{b_k e} \left[ \frac{b_k}{L_k + \alpha(e-1)} (L_k + \alpha) + b_k \left( 1 - \frac{L_k + \alpha - b_k}{L_k + \alpha(e-1)} \right) \sum_{j=2}^{j^*} \frac{(1-1/e)^{j-2}}{\alpha e^j} (\alpha e^{j-1} - \alpha e^{j-2}) \right. \\
 &\quad \left. + b_k \left( 1 - \frac{L_k + \alpha - b_k}{L_k + \alpha(e-1)} \right) \frac{(1-1/e)^{j^*-1}}{\alpha e^{j^*+1}} (L_k + \beta e^{j^*} - L_k - \alpha e^{j^*-1}) \right] \frac{1}{\alpha} d\alpha \\
 &\quad + \int_{b_k}^{\beta} \left[ \frac{b_k}{L_k + \alpha(e-1)} (L_k + \alpha) + b_k \left( 1 - \frac{L_k + \alpha - b_k}{L_k + \alpha(e-1)} \right) \sum_{j=2}^{j^*+1} \frac{(1-1/e)^{j-2}}{\alpha e^j} (\alpha e^{j-1} - \alpha e^{j-2}) \right. \\
 &\quad \left. + b_k \left( 1 - \frac{L_k + \alpha - b_k}{L_k + \alpha(e-1)} \right) \frac{(1-1/e)^{j^*}}{\alpha e^{j^*+2}} (L_k + \beta e^{j^*} - L_k - \alpha e^{j^*}) \right] \frac{1}{\alpha} d\alpha \\
 &\leq b_k \left( \ln \frac{b_k e}{\beta} + \left( \frac{1}{e-1} - 1 \right) \ln \frac{L_k + b_k e(e-1)}{L_k + \beta(e-1)} \right) + b_k \left( 1 - \frac{1}{e} - \left( 1 - \frac{1}{e} \right)^{j^*} \right) \frac{e-2}{e-1} \ln \frac{L_k + b_k e(e-1)}{L_k + \beta(e-1)} \\
 &\quad + b_k \left( 1 - \frac{1}{e} - \left( 1 - \frac{1}{e} \right)^{j^*} \right) \frac{b_k}{L_k} \left( \ln \frac{b_k e}{\beta} - \frac{L_k + b_k e(e-1)}{L_k + \beta(e-1)} \right) \\
 &\quad + b_k \beta e^{j^*} \frac{(e-1)^{j^*}}{e^{2j^*}} \frac{1}{L_k} \left( \ln \frac{b_k e}{\beta} - \ln \frac{L_k + b_k e(e-1)}{L_k + \beta(e-1)} \right) - b_k \frac{(e-1)^{j^*-1}}{e^{j^*+1}} \ln \frac{L_k + b_k e(e-1)}{L_k + \beta(e-1)} \\
 &\quad + b_k \left( \ln \frac{\beta}{b_k} + \left( \frac{1}{e-1} - 1 \right) \ln \frac{L_k + \beta(e-1)}{L_k + b_k(e-1)} \right) + b_k \left( 1 - \frac{1}{e} - \left( 1 - \frac{1}{e} \right)^{j^*+1} \right) \frac{e-2}{e-1} \ln \frac{L_k + \beta(e-1)}{L_k + b_k(e-1)} \\
 &\quad + b_k \left( 1 - \frac{1}{e} - \left( 1 - \frac{1}{e} \right)^{j^*} \right) \frac{b_k}{L_k} \left( \ln \frac{\beta}{b_k} - \frac{L_k + \beta(e-1)}{L_k + b_k(e-1)} \right) \\
 &\quad + b_k \beta e^{j^*} \frac{(e-1)^{j^*+1}}{e^{2j^*+2}} \frac{1}{L_k} \left( \ln \frac{\beta}{b_k} - \ln \frac{L_k + \beta(e-1)}{L_k + b_k(e-1)} \right) - b_k \frac{(e-1)^{j^*}}{e^{j^*+2}} \ln \frac{L_k + \beta(e-1)}{L_k + b_k(e-1)} \\
 &\leq b_k \left( 1 + \left( \frac{1}{e-1} - 1 \right) \ln \frac{L_k + b_k e(e-1)}{L_k + b_k(e-1)} \right) + b_k \left( 1 - \frac{1}{e} - \left( 1 - \frac{1}{e} \right)^{j^*+1} \right) \frac{e-2}{e-1} \ln \frac{L_k + b_k e(e-1)}{L_k + b_k(e-1)} \\
 &\quad + b_k \left( 1 - \frac{1}{e} - \left( 1 - \frac{1}{e} \right)^{j^*} \right) \frac{b_k}{L_k} \left( 1 - \frac{L_k + b_k e(e-1)}{L_k + b_k(e-1)} \right) \\
 &\quad + b_k^2 \frac{(e-1)^{j^*+1}}{e^{j^*+1}} \frac{1}{L_k} \left( 1 - \ln \frac{L_k + b_k e(e-1)}{L_k + b_k(e-1)} \right) - b_k \frac{(e-1)^{j^*}}{e^{j^*+2}} \ln \frac{L_k + b_k e(e-1)}{L_k + b_k(e-1)} \\
 &\quad \text{increasing with } \beta \ (\beta = b_k e) \\
 &\leq b_k \left( 1 + \left( \frac{1}{e-1} - 1 \right) \ln \frac{L_k + b_k e(e-1)}{L_k + b_k(e-1)} \right) + b_k \frac{e-2}{e} \ln \frac{L_k + b_k e(e-1)}{L_k + b_k(e-1)} + b_k \left( 1 - \frac{1}{e} \right) \frac{b_k}{L_k} \left( 1 - \ln \frac{L_k + b_k e(e-1)}{L_k + b_k(e-1)} \right) \\
 &\approx b_k
 \end{aligned}$$

Combining the above results with the proof of Subroutine 2, presented in Appendix A.1, establishes Lemma 4.1.  $\square$

## B.2. Proof of Theorem 4.2: Consistency and Robustness

*Proof.* We begin with the proof of consistency and then proceed to the analysis of robustness.

**Consistency Analysis** It is straightforward to show that our algorithm is 1- consistent. When the width of the predictive interval is zero, meaning that  $L_k = U_k = \tau_k^*$ , we have

$$\mathbb{E}[\text{SOL}_k] = \frac{b_k}{U_k} \tau_k^* = b_k.$$

**Robustness Analysis** Below we show the robustness of our algorithm under each subroutine.

### Subroutine 4

For cases where  $\delta = U_k - L_k \leq b_k$ , the algorithm proceeds with  $p_{k,i_k} = \frac{b_k}{U_k}$ . Hence, we have

$$\mathbb{E}[\text{SOL}_k] = \frac{b_k}{U_k} \beta \geq \frac{b_k}{L_k + b_k} L_k \geq \frac{b_k}{2}.$$

Next, we consider the case where  $b_k(e-1) \geq \delta > b_k$ , further divided into  $\tau_k^* < L_k + b_k$  and  $\tau_k^* \geq L_k + b_k$ .

For the situation where  $\tau_k^* < L_k + b_k$ , the algorithm stops at the first stage. If  $\delta > \alpha$ , the algorithm uses  $p_{k,i_k} = \frac{b_k}{L_k + \alpha}$ , and if  $\delta \leq \alpha$ , the algorithm sets  $p_{k,i_k} = \frac{b_k}{U_k}$ . Therefore, we have

$$\begin{aligned} \mathbb{E}[\text{SOL}_k] &= \int_{b_k}^{\delta} \left[ \frac{b_k}{L_k + \alpha} \tau_k^* \right] \frac{1}{\alpha} d\alpha + \int_{\delta}^{b_k e} \frac{b_k}{U_k} \tau_k^* \frac{1}{\alpha} d\alpha \\ &= \frac{b_k \tau_k^*}{L_k} \left( \ln \frac{\delta}{b_k} - \ln \frac{L_k + \delta}{L_k + b_k} \right) + \frac{b_k \tau_k^*}{U_k} \ln \frac{b_k e}{\delta} \\ &\geq b_k \left( \ln \frac{\delta}{b_k} - \ln \frac{L_k + \delta}{L_k + b_k} \right) + \frac{b_k L_k}{U_k} \ln \frac{b_k e}{\delta} \quad \text{increasing with } \tau_k^* (\tau_k^* = L_k) \\ &\geq b_k \left( \ln(e-1) - \ln \frac{L_k + b_k(e-1)}{L_k + b_k} \right) + \frac{b_k L_k}{L_k + b_k(e-1)} \ln \frac{e}{e-1} \quad \text{decreasing with } U_k (U_k = L_k + b_k(e-1)) \\ &\geq b_k \left( \ln(e-1) - \ln \frac{e}{2} \right) + b_k \frac{1}{e} \ln \frac{e}{e-1} \quad \text{increasing with } L_k (L_k = b_k) \\ &= b_k \left( \ln \frac{2(e-1)}{e} + \frac{1}{e} \ln \frac{e}{e-1} \right) \end{aligned}$$

For cases where  $\tau_k^* \geq L_k + b_k$ , let us suppose  $\tau_k^* = L_k + \beta e^{j^*}$  where  $\beta \in [b_k, b_k e]$ . Under the condition  $U_k \leq b_k e$  or  $\delta \leq b_k(e-1)$ , we have  $j^* = 0$ . Further, since  $L_k + \beta \leq U_k$ , we have  $\beta \leq U_k - L_k$ . It follows that

$$\begin{aligned} \mathbb{E}[\text{SOL}_k] &= \int_{b_k}^{\beta} \left[ \frac{b_k}{L_k + \alpha} (L_k + \alpha) + \frac{b_k}{U_k} (L_k + \beta - L_k - \alpha) - \frac{1}{L_k + \beta} \ln \frac{U_k}{L_k + \alpha} \right] \frac{1}{\alpha} d\alpha \\ &\quad + \int_{\beta}^{\delta} \frac{b_k}{L_k + \alpha} (L_k + \beta) \frac{1}{\alpha} d\alpha + \int_{\delta}^{b_k e} \frac{b_k}{U_k} (L_k + \beta) \frac{1}{\alpha} d\alpha \\ &= b_k \ln \frac{\beta}{b_k} + \frac{b_k \beta}{U_k} \ln \frac{\beta}{b_k} - \frac{b_k}{U_k} (\beta - b_k) - \frac{1}{L_k + \beta} \ln \frac{e}{2} \ln \frac{\beta}{b_k} + \frac{b_k (L_k + \beta)}{L_k} \left( \ln \frac{\delta}{\beta} - \ln \frac{L_k + \delta}{L_k + \beta} \right) + \frac{b_k (L_k + \beta)}{U_k} \ln \frac{b_k e}{\delta} \\ &\geq \frac{b_k (L_k + b_k)}{L_k} \left( \ln \frac{U_k - L_k}{b_k} - \ln \frac{U_k}{L_k + b_k} \right) + \frac{b_k (L_k + b_k)}{U_k} \ln \frac{b_k e}{U_k - L_k} \quad \text{increasing with } \beta (\beta = b_k) \\ &\geq \frac{b_k (L_k + b_k)}{L_k} \left( \ln(e-1) - \ln \frac{L_k + b_k(e-1)}{L_k + b_k} \right) + \frac{b_k (L_k + b_k)}{L_k + b_k(e-1)} \ln \frac{e}{e-1} \\ &\quad \text{decreasing with } U_k (U_k = L_k + b_k(e-1)) \\ &\geq 2b_k \ln \frac{2(e-1)}{e} + b_k \frac{2}{e} \ln \frac{e}{e-1} \quad \text{increasing with } L_k (L_k = b_k) \\ &= b_k \left( 2 \ln \frac{2(e-1)}{e} + \frac{2}{e} \ln \frac{e}{e-1} \right) \end{aligned}$$

### Subroutine 5

For the situation where  $\delta = U_k - L_k \leq b_k e$ , the algorithm's procedure involves setting  $p_{k,i_k} = \frac{b_k}{U_k}$ . Hence, we have

$$\mathbb{E}[\text{SOL}_k] = \frac{b_k}{U_k} \tau_k^* \geq \frac{b_k}{L_k + b_k e} L_k \geq \frac{b_k}{e+1}.$$

Next, we consider the case where  $b_k(e+1) \geq \delta > b_k e$ , further divided into  $\tau_k^* < L_k + b_k$  and  $\tau_k^* \geq L_k + b_k$ . We first discuss the situation under  $\tau_k^* < L_k + b_k$ , where

$$\begin{aligned}
 \mathbb{E}[\text{SOL}_k] &= \int_{b_k}^{\kappa} \left[ \frac{b_k}{L_k + \alpha e} \tau_k^* \right] \frac{1}{\alpha} d\alpha + \int_{\kappa}^{b_k e} \frac{b_k}{U_k} \tau_k^* \frac{1}{\alpha} d\alpha \\
 &= \frac{b_k \tau_k^*}{L_k} \left( \ln \frac{\kappa}{b_k} - \ln \frac{L_k + \kappa e}{L_k + b_k e} \right) + \frac{b_k \tau_k^*}{U_k} \ln \frac{b_k e}{\kappa} \\
 &\geq b_k \left( \ln \frac{\kappa}{b_k} - \ln \frac{L_k + \kappa e}{L_k + b_k e} \right) + \frac{b_k L_k}{U_k} \ln \frac{b_k e}{\kappa} \quad \text{increasing with } \tau_k^* (\tau_k^* = L_k) \\
 &\geq b_k \left( \ln \frac{e+1}{e} - \ln \frac{L_k + b_k(e+1)}{L_k + b_k e} \right) + \frac{b_k L_k}{L_k + b_k(e+1)} \ln \frac{e^2}{e+1} \quad \text{decreasing with } U_k (U_k = L_k + b_k(e+1)) \\
 &\geq b_k \left( \ln \frac{e+1}{e} - \ln \frac{e^2}{e^2-1} \right) + b_k \frac{e^2 - e - 1}{e^2} \ln \frac{e^2}{e+1} \quad \text{increasing with } L_k (L_k = b_k(e^2 - e - 1)) \\
 &= b_k \left( \ln \frac{e+1}{e} - \ln \frac{e^2}{e^2-1} + \frac{e^2 - e - 1}{e^2} \ln \frac{e^2}{e+1} \right)
 \end{aligned}$$

For situations with  $\tau_k^* \geq L_k + b_k$ , suppose  $\tau_k^* = L_k + \beta e^{j^*}$  where  $\beta \in [b_k, b_k e]$ . Notice that when  $j^* \geq 1$  or  $\beta \geq \kappa$ , Algorithm 2 first assign  $p_{k,i_k} = \frac{b_k}{L_k + \alpha e}$  for a time length of  $L_k + \alpha$ , and then proceeds with  $p_{k,i_k} = \frac{b_k}{U_k}$ . Therefore, the expected solution of our algorithm is

$$\begin{aligned}
 \mathbb{E}[\text{SOL}_k] &= \int_{b_k}^{\kappa} \left[ \frac{b_k}{L_k + \alpha e} (L_k + \alpha) + \frac{b_k}{U_k} (\beta e^{j^*} + L_k - L_k - \alpha) - \frac{1}{\beta e^{j^*} + L_k} \ln \frac{U_k}{L_k + \alpha e} \right] \frac{1}{\alpha} d\alpha + \int_{\kappa}^{b_k e} \frac{b_k}{U_k} (\beta e^{j^*} + L_k) \frac{1}{\alpha} d\alpha \\
 &\geq b_k \left( \ln \frac{\kappa}{b_k} + \left( \frac{1}{e} - 1 \right) \ln \frac{L_k + \kappa e}{L_k + b_k e} \right) + \frac{b_k}{U_k} \beta e^{j^*} \ln \frac{\kappa}{b_k} - \frac{b_k}{U_k} (\kappa - b_k) - \frac{1}{\beta e^{j^*} + L_k} \ln \frac{e+2}{e+1} \ln \frac{\kappa}{b_k} + \frac{b_k (\beta e^{j^*} + L_k)}{U_k} \ln \frac{b_k e}{\kappa} \\
 &\geq b_k \left( \ln \frac{\kappa}{b_k} + \left( \frac{1}{e} - 1 \right) \ln \frac{L_k + \kappa e}{L_k + b_k e} \right) + \frac{b_k}{U_k} \kappa \ln \frac{\kappa}{b_k} - \frac{b_k}{U_k} (\kappa - b_k) - \frac{1}{\kappa + L_k} \ln \frac{e+2}{e+1} \ln \frac{\kappa}{b_k} + \frac{b_k (\kappa + L_k)}{U_k} \ln \frac{b_k e}{\kappa} \\
 &\quad \text{increasing with } \beta, j^* (\beta = \kappa, j^* = 0) \\
 &\geq b_k \left( \ln \frac{e+1}{e} - \frac{e-1}{e} \ln \frac{L_k + b_k(e+1)}{L_k + b_k e} \right) + \frac{b_k^2(e+1)}{L_k + b_k e(e+1)} \ln \frac{e+1}{e} - \frac{b_k}{L_k + b_k(e+1)} \left( \frac{b_k(e+1)}{e} - b_k \right) \\
 &\quad - \frac{1}{\frac{b_k(e+1)}{e} + L_k} \ln \frac{e+2}{e+1} \ln \frac{e+1}{e} + \frac{b_k(L_k + \frac{b_k(e+1)}{e})}{L_k + b_k(e+1)} \ln \frac{e^2}{e+1} \quad \text{decreasing with } U_k (U_k = L_k + b_k(e+1)) \\
 &\geq b_k \left( \ln \frac{e+1}{e} - \frac{e-1}{e} \ln \frac{e^2}{e^2-1} \right) + \frac{b_k(e+1)}{e^3} \ln \frac{e+1}{e} - b_k \frac{1}{e^2} \frac{1}{e} - \frac{1}{\frac{b_k(e+1)}{e} + b_k(e^2 - e - 1)} \ln \frac{e+2}{e+1} \ln \frac{e+1}{e} \\
 &\quad + b_k \frac{e^2 - e - 1 + \frac{(e+1)}{e}}{e^2} \ln \frac{e^2}{e+1} \quad \text{increasing with } L_k (L_k = b_k(e^2 - e - 1)) \\
 &= b_k \left( \ln \frac{e+1}{e} - \frac{1}{e^3} - \frac{e-1}{e} \ln \frac{e^2}{e^2-1} + \frac{e^2 - e - 1}{e^2} \ln \frac{e^2}{e+1} \right) + b_k \frac{1 + \frac{1}{e}}{e^2} - \frac{1}{b_k(e^2 - e + 1/e)} \ln \frac{e+2}{e+1} \ln \frac{e+1}{e} \\
 &= b_k \left( \left( 1 + \frac{1}{e^2} \right) \ln(e+1) - 1 - \frac{1}{e^2} + \frac{e-1}{e} \ln(e-1) \right) - \frac{e}{b_k(e^3 - e^2 + 1)} \ln \frac{e+2}{e+1} \ln \frac{e+1}{e}
 \end{aligned}$$

However, when  $j^* = 0$  and  $\beta < \kappa$ , we have

$$\begin{aligned}
 \mathbb{E}[\text{SOL}_k] &= \int_{b_k}^{\beta} \left[ \frac{b_k}{L_k + \alpha e} (L_k + \alpha) + \frac{b_k}{U_k} (\beta + L_k - L_k - \alpha) - \frac{1}{\beta + L_k} \ln \frac{U_k}{L_k + \alpha e} \right] \frac{1}{\alpha} d\alpha \\
 &\quad + \int_{\beta}^{\kappa} \frac{b_k}{L_k + \alpha e} (L_k + \beta) \frac{1}{\alpha} d\alpha + \int_{\kappa}^{b_k e} \frac{b_k}{U_k} (L_k + \beta) \frac{1}{\alpha} d\alpha \\
 &= b_k \left( \ln \frac{\beta}{b_k} + \left( \frac{1}{e} - 1 \right) \ln \frac{L_k + \beta e}{L_k + b_k e} \right) + \frac{b_k}{U_k} \beta \ln \frac{\beta}{b_k} - \frac{b_k}{U_k} (\beta - b_k) - \frac{1}{\beta + L_k} \ln \frac{e^2}{e^2 - 1} \ln \frac{\beta}{b_k} \\
 &\quad + \frac{b_k (L_k + \beta)}{L_k} \left( \ln \frac{\kappa}{\beta} - \ln \frac{L_k + \kappa e}{L_k + \beta e} \right) + \frac{b_k (L_k + \beta)}{U_k} \ln \frac{b_k e}{\kappa} \\
 &\geq \frac{b_k (L_k + \beta)}{L_k} \left( \ln \frac{\kappa}{\beta} - \ln \frac{L_k + \kappa e}{L_k + \beta e} \right) + \frac{b_k (L_k + \beta)}{U_k} \ln \frac{b_k e}{\kappa} \quad \text{increasing with } \beta \ (\beta = b_k) \\
 &\geq \frac{b_k (L_k + b_k)}{L_k} \left( \ln \frac{b_k (e+1)}{b_k e} - \ln \frac{L_k + b_k (e+1)}{L_k + b_k e} \right) + \frac{b_k (L_k + b_k)}{L_k + b_k (e+1)} \ln \frac{e^2}{e+1} \quad \text{decreasing with } U_k \ (U_k = L_k + b_k (e+1)) \\
 &\geq b_k \frac{e^2 - e}{e^2 - e - 1} \left( \ln \frac{e+1}{e} - \ln \frac{e^2}{e^2 - 1} \right) + \frac{e^2 - e}{e^2} \ln \frac{e^2}{e+1} \\
 &\quad \text{increasing with } L_k \ (L_k = b_k (e^2 - e - 1)) \\
 &\geq b_k \left( \frac{e^2 - e}{e^2 - e - 1} \ln \frac{(e+1)^2 (e-1)}{e^3} + \frac{e-1}{e} \ln \frac{e^2}{e+1} \right).
 \end{aligned}$$

#### Subroutine 6

In this scenario, our algorithm initiates with  $p_{k,i_k} = \frac{b_k}{L_k + \alpha(e-1)}$ , subsequently updating  $\tilde{\tau}_k$  and  $b_k$  after each iteration. We analyze two cases: one where  $\tau_k^* < L_k + b_k$ , and the other where  $\tau_k^* \geq L_k + b_k$ .

For the first situation where  $\tau_k^* < L_k + b_k$ , we have

$$\begin{aligned}
 \mathbb{E}[\text{SOL}_k] &= \int_{b_k}^{b_k e} \frac{b_k}{L_k + \alpha(e-1)} \tau_k^* \frac{1}{\alpha} d\alpha \\
 &= \frac{b_k \tau_k^*}{L_k} \left( \ln \frac{b_k e}{b_k} - \ln \frac{L_k + b_k e (e-1)}{L_k + b_k (e-1)} \right) \\
 &\geq \tau_k^* \left( 1 - \ln \frac{e^2 - e + 1}{e} \right) \quad \text{increasing with } L_k \ (L_k = b_k) \\
 &\geq b_k (2 - \ln(e^2 - e + 1))
 \end{aligned}$$

Next, we consider the case where  $\tau_k^* \geq L_k + b_k$ . We suppose that  $\tau_k^* = L_k + \beta e^{j^*}$  where  $\beta \in [b_k, b_k e]$ .

When  $j^* \geq 1$ , the objective function when  $\alpha \geq \beta$  is

$$\begin{aligned}
 \text{SOL}_{k,1} &= \frac{b_k}{L_k + \alpha(e-1)} (L_k + \alpha) + b_k \left( 1 - \frac{L_k + \alpha - b_k}{L_k + \alpha(e-1)} \right) \sum_{j=2}^{j^*} \frac{(1-1/e)^{j-2}}{\alpha e^j} (\alpha e^{j-1} - \alpha e^{j-2}) \\
 &\quad + b_k \left( 1 - \frac{L_k + \alpha - b_k}{L_k + \alpha(e-1)} \right) \frac{(1-1/e)^{j^*-1}}{\alpha e^{j^*+1}} (L_k + \beta e^{j^*} - L_k - \alpha e^{j^*-1}) - \frac{1}{L_k + \beta e^{j^*}} \ln \frac{\alpha e^{2j^*+1}}{(\alpha(e-2) + b_k)(e-1)^{j^*-1}}
 \end{aligned}$$

The objective function when  $\alpha < \beta$  is

$$\begin{aligned}
 \text{SOL}_{k,2} &= \frac{b_k}{L_k + \alpha(e-1)} (L_k + \alpha) + b_k \left( 1 - \frac{L_k + \alpha - b_k}{L_k + \alpha(e-1)} \right) \sum_{j=2}^{j^*+1} \frac{(1-1/e)^{j-2}}{\alpha e^j} (\alpha e^{j-1} - \alpha e^{j-2}) \\
 &\quad + b_k \left( 1 - \frac{L_k + \alpha - b_k}{L_k + \alpha(e-1)} \right) \frac{(1-1/e)^{j^*}}{\alpha e^{j^*+2}} (L_k + \beta e^{j^*} - L_k - \alpha e^{j^*}) - \frac{1}{L_k + \beta e^{j^*}} \ln \frac{\alpha e^{2j^*+2}}{(\alpha(e-2) + b_k)(e-1)^{j^*}}
 \end{aligned}$$



The expected solution is

$$\begin{aligned}
 \mathbb{E}[\text{SOL}_k] &= \int_{\beta}^{b_k e} \text{SOL}_{k1} \frac{1}{\alpha} d\alpha + \int_{b_k}^{\beta} \text{SOL}_{k2} \frac{1}{\alpha} d\alpha \\
 &\geq b_k \left( \ln \frac{b_k e}{\beta} + \left( \frac{1}{e-1} - 1 \right) \ln \frac{L_k + b_k e(e-1)}{L_k + \beta(e-1)} \right) + b_k \left( 1 - \frac{1}{e} - \left( 1 - \frac{1}{e} \right)^{j^*} \right) \frac{e-2}{e-1} \ln \frac{L_k + b_k e(e-1)}{L_k + \beta(e-1)} \\
 &\quad + b_k^2 \left( 1 - \frac{1}{e} - \left( 1 - \frac{1}{e} \right)^{j^*} \right) \frac{1}{L} \left( \ln \frac{b_k e}{\beta} - \ln \frac{L_k + b_k e(e-1)}{L_k + \beta(e-1)} \right) \\
 &\quad + b_k \beta e^{j^*} \frac{(e-1)^{j^*-1}}{e^{2j^*}} \frac{e-2}{L_k} \left( \ln \frac{b_k e}{\beta} - \ln \frac{L_k + b_k e(e-1)}{L_k + \beta(e-1)} \right) - b_k \frac{(e-1)^{j^*-1}}{e^{j^*+1}} \frac{e-2}{e-1} \ln \frac{L_k + b_k e(e-1)}{L_k + \beta(e-1)} \\
 &\quad - \frac{1}{L_k + \beta e^{j^*}} \ln \frac{e^{2j^*+2}}{(e-1)^{j^*+1}} \ln \frac{b_k e}{\beta} \\
 &\quad + b_k \left( \ln \frac{\beta}{b_k} + \left( \frac{1}{e-1} - 1 \right) \ln \frac{L_k + \beta(e-1)}{L_k + b_k(e-1)} \right) + b_k \left( 1 - \frac{1}{e} - \left( 1 - \frac{1}{e} \right)^{j^*+1} \right) \frac{e-2}{e-1} \ln \frac{L_k + \beta(e-1)}{L_k + b_k(e-1)} \\
 &\quad + b_k^2 \left( 1 - \frac{1}{e} - \left( 1 - \frac{1}{e} \right)^{j^*+1} \right) \frac{1}{L} \left( \ln \frac{\beta}{b_k} - \ln \frac{L_k + \beta(e-1)}{L_k + b_k(e-1)} \right) \\
 &\quad + b_k \beta e^{j^*} \frac{(e-1)^{j^*}}{e^{2j^*+2}} \frac{e-2}{L_k} \left( \ln \frac{\beta}{b_k} - \ln \frac{L_k + \beta(e-1)}{L_k + b_k(e-1)} \right) - b_k \frac{(e-1)^{j^*}}{e^{j^*+2}} \frac{e-2}{e-1} \ln \frac{L_k + \beta(e-1)}{L_k + b_k(e-1)} \\
 &\quad - \frac{1}{L_k + \beta e^{j^*}} \ln \frac{e^{2j^*+3}}{(e-1)^{j^*+2}} \ln \frac{\beta}{b_k} \\
 &\geq b_k \left( 1 + \left( \frac{1}{e-1} - 1 \right) \ln \frac{L_k + b_k e(e-1)}{L_k + b_k(e-1)} \right) + b_k \left( 1 - \frac{1}{e} - \left( 1 - \frac{1}{e} \right)^{j^*} \right) \frac{e-2}{e-1} \ln \frac{L_k + b_k e(e-1)}{L_k + b_k(e-1)} \\
 &\quad + b_k^2 \left( 1 - \frac{1}{e} - \left( 1 - \frac{1}{e} \right)^{j^*} \right) \frac{1}{L} \left( 1 - \ln \frac{L_k + b_k e(e-1)}{L_k + b_k(e-1)} \right) \\
 &\quad + b_k^2 e^{j^*} \frac{(e-1)^{j^*-1}}{e^{2j^*}} \frac{e-2}{L_k} \left( 1 - \ln \frac{L_k + b_k e(e-1)}{L_k + b_k(e-1)} \right) - b_k \frac{(e-1)^{j^*-1}}{e^{j^*+1}} \frac{e-2}{e-1} \ln \frac{L_k + b_k e(e-1)}{L_k + b_k(e-1)} \\
 &\quad - \frac{1}{L_k + b_k e^{j^*}} \ln \frac{e^{2j^*+2}}{(e-1)^{j^*+1}} \quad \text{increasing with } \beta \ (\beta = b_k) \\
 &\geq b_k \left( 1 + \left( \frac{1}{e-1} - 1 \right) \ln \frac{b_k(e^2 - e + 1)}{b_k + b_k(e-1)} \right) + b_k \left( 1 - \frac{1}{e} - \left( 1 - \frac{1}{e} \right)^{j^*} \right) \frac{e-2}{e-1} \ln \frac{b_k(e^2 - e + 1)}{b_k + b_k(e-1)} \\
 &\quad + b_k \left( 1 - \frac{1}{e} - \left( 1 - \frac{1}{e} \right)^{j^*} \right) \left( 1 - \ln \frac{e^2 - e + 1}{e} \right) \\
 &\quad + b_k e^{j^*} \frac{(e-1)^{j^*-1}}{e^{2j^*}} (e-2) \left( 1 - \ln \frac{b_k(e^2 - e + 1)}{b_k + b_k(e-1)} \right) - b_k \frac{(e-1)^{j^*-1}}{e^{j^*+1}} \frac{e-2}{e-1} \ln \frac{e^2 - e + 1}{e} \\
 &\quad - \frac{1}{b_k + b_k e^{j^*}} \ln \frac{e^{2j^*+2}}{(e-1)^{j^*+1}} \quad \text{increasing with } L_k \ (L_k = b_k) \\
 &= b_k \left( 1 + \left( \frac{1}{e-1} - 1 \right) \ln \frac{e^2 - e + 1}{e} \right) + b_k \left( 1 - \frac{1}{e} - \left( 1 - \frac{1}{e} \right)^{j^*} \right) \frac{e-2}{e-1} \ln \frac{e^2 - e + 1}{e} \\
 &\quad + b_k \left( 1 - \frac{1}{e} - \left( 1 - \frac{1}{e} \right)^{j^*} \right) \left( 1 - \ln \frac{e^2 - e + 1}{e} \right) \\
 &\quad + b_k \frac{(e-1)^{j^*-1}}{e^{j^*}} (e-2) \left( 1 - \ln \frac{e^2 - e + 1}{e} \right) - b_k \frac{(e-1)^{j^*-1}}{e^{j^*+1}} \frac{e-2}{e-1} \ln \frac{e^2 - e + 1}{e} - \frac{1}{b_k + b_k e^{j^*}} \ln \frac{e^{2j^*+2}}{(e-1)^{j^*+1}}
 \end{aligned}$$

For the case where  $j^* = 0$ , we have

$$\begin{aligned}
 \mathbb{E}[\text{SOL}_k] &= \int_{b_k}^{\beta} \left[ \frac{b_k}{L_k + \alpha(e-1)} (L_k + \alpha) + b_k \left( 1 - \frac{L_k + \alpha - b_k}{L_k + \alpha(e-1)} \right) \frac{1}{\alpha e^2} (L_k + \beta - L_k - \alpha) - \frac{1}{L_k + \beta} \ln \frac{\alpha e^2}{\alpha(e-2) + b_k} \right] \frac{1}{\alpha} d\alpha \\
 &\quad + \int_{\beta}^{b_k e} \frac{b_k}{L_k + \alpha(e-1)} (L_k + \beta) \frac{1}{\alpha} d\alpha \\
 &\geq b_k \left( \ln \frac{\beta}{b_k} - \frac{e-2}{e-1} \ln \frac{L_k + \beta(e-1)}{L_k + b_k(e-1)} \right) - \frac{b_k \beta}{e^2} \frac{e-2}{L_k} \left( \ln \frac{\beta}{b_k} - \ln \frac{L_k + \beta(e-1)}{L_k + b_k(e-1)} \right) - \frac{b_k}{e^2} \frac{e-2}{e-1} \ln \frac{L_k + \beta(e-1)}{L_k + b_k(e-1)} \\
 &\quad - \frac{1}{L_k + \beta} \ln \frac{e^3}{(e-1)^2} \ln \frac{\beta}{b_k} + \frac{b_k(L_k + \beta)}{L_k} \left( \ln \frac{b_k e}{\beta} - \ln \frac{L_k + b_k e(e-1)}{L_k + \beta(e-1)} \right) \\
 &\geq \frac{b_k(L_k + b_k)}{L_k} \left( 1 - \ln \frac{L_k + b_k e(e-1)}{L_k + b_k(e-1)} \right) \quad \text{increasing with } \beta \ (\beta = b_k) \\
 &\geq 2b_k \left( 1 - \ln \frac{b_k(e^2 - e + 1)}{b_k + b_k(e-1)} \right) \quad \text{increasing with } L_k \ (L_k = b_k) \\
 &= 2b_k (2 - \ln(e^2 - e + 1)).
 \end{aligned}$$

Combining the above results with the proof of Subroutine 2, presented in Appendix A.2, establishes Theorem 4.2.  $\square$

## C. Additional Synthetic Experiments

### C.1. Performance under Small $\tau^*$

In this section, we examine the performances of the algorithms under the learning-augmented setting where  $\tau^*$  is small. Specifically, we set the number of risk occurrences  $\tau^* = \text{Int}[0.2(T + b)]$  for scenarios with horizon lengths  $T = 22$  and  $T = 100$ , and  $\tau^* = \text{Int}[0.1(T + b)]$  for scenario  $T = 100$ . Figure 4 presents the average competitive ratio against a range of prediction interval widths.

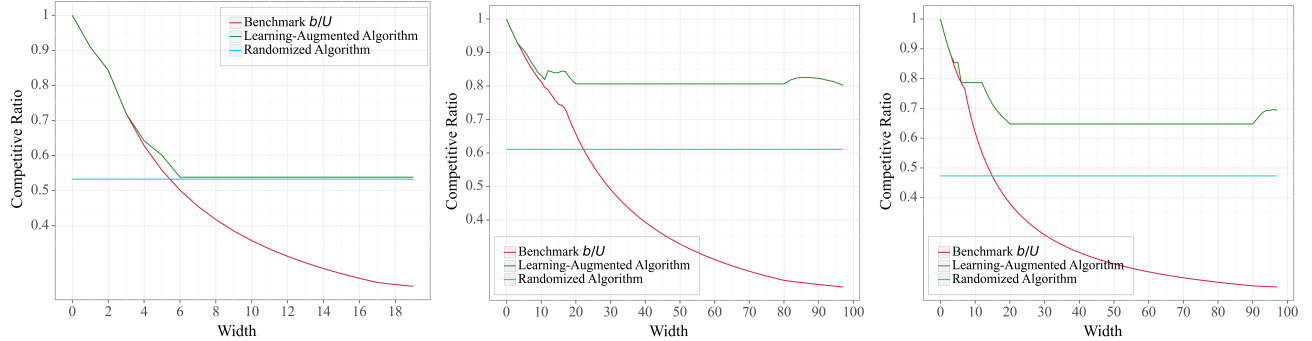


Figure 4. Average competitive ratio under learning-augmented setting. Left:  $T = 22$ ,  $\tau^* = \text{Int}[0.2(T + b)]$ ; Middle:  $T = 100$ ,  $\tau^* = \text{Int}[0.2(T + b)]$ ; Right:  $T = 100$ ,  $\tau^* = \text{Int}[0.1(T + b)]$ .

### C.2. Budget Utilization by Each Algorithm

To assess the budget utilization by each algorithm, we eliminate the penalty term from the objective in Problem 1. Figures 5 and 6 display the average competitive ratios in scenarios without and with learning augmentation, respectively. We note that in Figure 5 (middle), when  $\tau^* = 22$ , the competitive ratio slightly exceeds 1. This is attributed to our algorithm utilizing a slightly higher budget in expectation. We provide detailed insights into this observation in Appendix A.1, where we demonstrate that the worst-case budget spent is about  $1.044b_k$ , slightly surpassing the allocated budget.

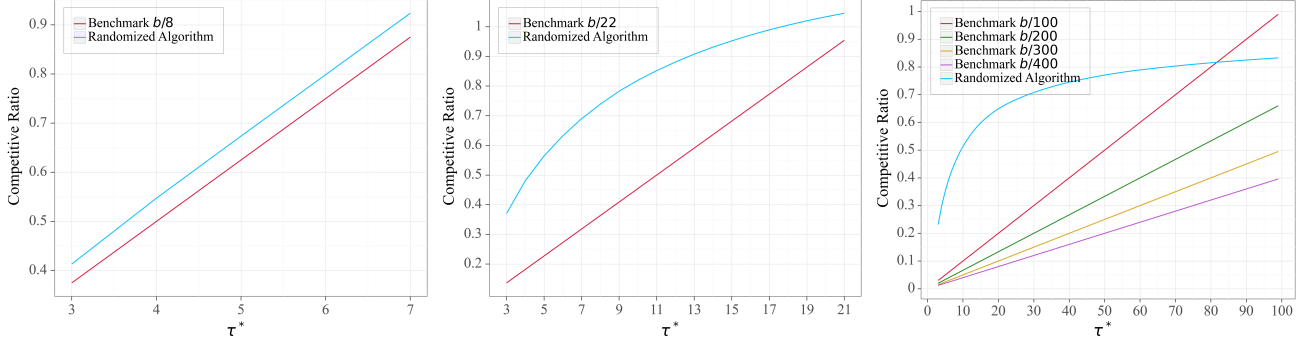


Figure 5. Average competitive ratio under non-learning augmented setting. Left:  $T = 8$ ; Middle:  $T = 22$ ; Right:  $T = 100$ .

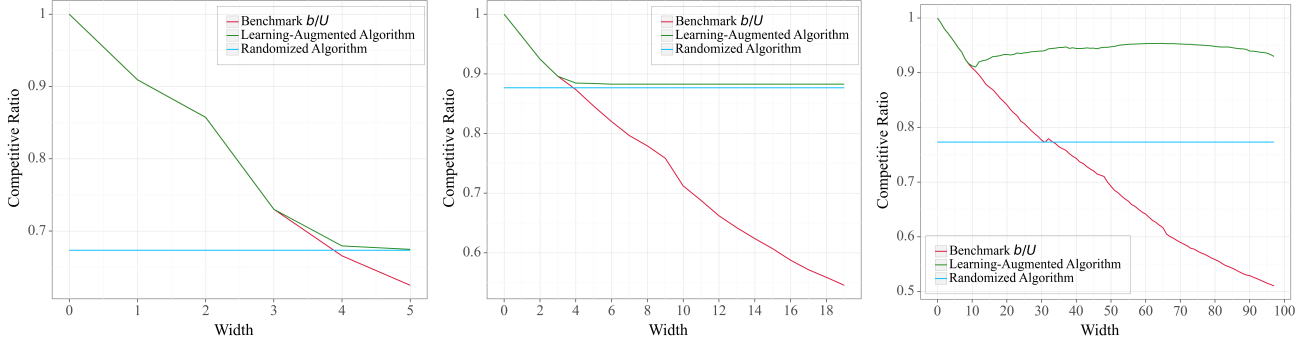


Figure 6. Average competitive ratio under learning-augmented setting. Left:  $T = 8$ ,  $\tau^* = \text{Int}[0.5(T + b)]$ ; Middle:  $T = 22$ ,  $\tau^* = \text{Int}[0.5(T + b)]$ ; Right:  $T = 100$ ,  $\tau^* = \text{Int}[0.5(T + b)]$ .

## D. Additional Results on HeartSteps V1 Study

In the HeartSteps V1 application, we implement four algorithms: our randomized and learning-augmented algorithms (Algorithms 1 and 2, respectively), the SeqRTS strategy proposed by [Liao et al. \(2018\)](#), and a benchmark method ( $b/U$ ).

Rather than devising a tailored prediction model, we generate prediction intervals by randomly selecting from a range of  $[2, 144]$ , which contains  $\tau^*$ , with intervals of varying widths. This approach allows us to assess the performance of different algorithms under varying qualities of forecast accuracy.

We adopt the SeqRTS method to include prediction intervals, ensuring a balanced comparison with our algorithms. At the start of each user day, a number is randomly selected from the interval  $[L, U]$  to estimate the number of available risk times. Should the budget be exhausted before allocating for all available risk times, a minimum probability of  $1 \times 10^{-6}$  is assigned to the remaining times. For additional information on the SeqRTS method, readers are referred to [Liao et al. \(2018\)](#).

Figure 7 illustrates the average entropy change across user days. It is evident that SeqRTS exhibits the highest entropy change, suggesting non-uniform distribution behavior. In contrast, our learning-augmented algorithm demonstrates superior uniformity, outperforming the randomized algorithm. The benchmark method records an entropy of zero, attributed to its conservative strategy of assigning a constant probability of  $b/U$ .

Figure 8 shows the average competitive ratio and entropy change across user days, considering the scenario where SeqRTS assigns a minimum probability of 0 to remaining risk times once the budget is depleted. Owing to the Penalization term 2, this results in the objective function being negative infinity and the entropy change reaching infinity.

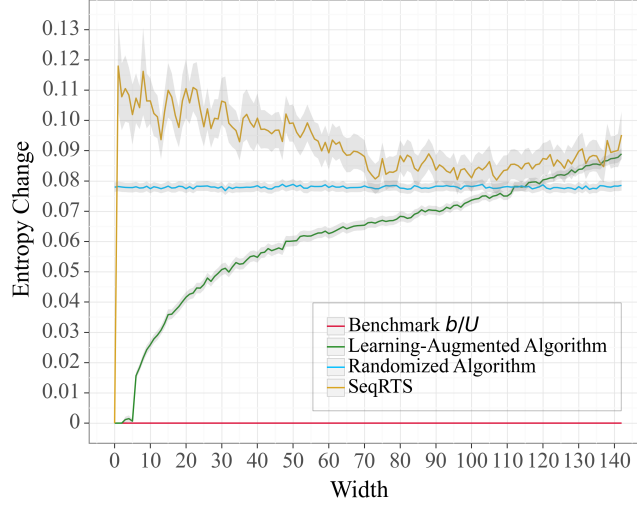


Figure 7. Entropy change averaged across user days under various prediction interval widths on the HeartSteps V1 dataset. The shaded area represents the  $\pm 1.96$  standard error bounds across user days.

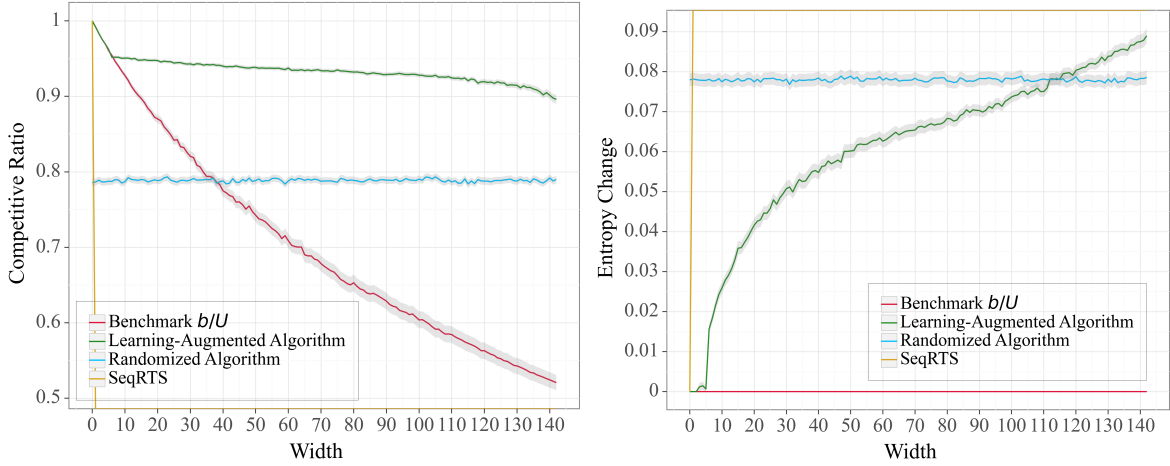


Figure 8. Competitive ratio and entropy change averaged across user days under various prediction interval widths on the HeartSteps V1 dataset. The shaded area represents the  $\pm 1.96$  standard error bounds across user days. Note: For SeqRTS, a minimum probability of 0 is assigned to the remaining times when the budget is exhausted.