

Simulation thinning algorithm for a CARMA(p,q)-Hawkes model

Lorenzo Mercuri, Andrea Perchiazzo, Edit Rroji

^a*Department of Economics, Management and Quantitative Methods, University of Milan, Italy*

^b*Faculty of Economics and Social Sciences and Solvay Business School, Vrije Universiteit Brussel, Belgium*

^c*Department of Statistics and Quantitative Methods, University of Milano-Bicocca, Italy*

Abstract

This paper presents an algorithm for the simulation of Hawkes-type processes where the intensity is expressed in terms of a continuous-time autoregressive moving average model. We identify upper bounds for both the univariate and the multivariate intensity functions that are used to develop simulation algorithms based on the thinning technique.

Keywords: Simulation, CARMA-Hawkes, Thinning algorithm

1. Introduction

The continuous-time autoregressive moving average-Hawkes model, named CARMA(p,q)-Hawkes and introduced in [Mercuri et al. \(2024\)](#), is an extension of the traditional Hawkes process (refer to [Hawkes, 1971](#), for detailed insights). Specifically, the inclusion of a continuous-time autoregressive moving average component in the intensity function, which describes the instantaneous rate at which events occur over time, provides a flexible framework for capturing complex temporal dependencies and mutual excitation among events, especially in its bivariate formulation introduced in [Mercuri et al. \(2023\)](#). In [Mercuri et al. \(2024\)](#) the inversion sampling algorithm proposed by Ozaki in [Ozaki \(1979\)](#) is used to simulate a CARMA(p,q)-Hawkes process. The aforementioned method involves numerical solutions for nonlinear equations, which can be computationally expensive. In this paper, using the thinning technique (see [Lewis and Shedler, 1979](#); [Ogata, 1981](#), for further details), we propose an algorithm that enhances significantly the computational efficiency for the simulation of univariate and bivariate CARMA(p,q)-Hawkes models.

The paper is organized as follows. Section 2 reviews the main result of the univariate CARMA(p,q)-Hawkes model while, in Section 3 we determine the upper bound for the intensity of the univariate and bivariate versions of the CARMA(p,q)-Hawkes model that serve as the foundation for our thinning simulation algorithm.

2. Hawkes Point Process with a CARMA(p,q) intensity

2.1. Point Processes

The collection of realizations $\{t_i\}_{i=1}^{\infty}$ where $t_0 := 0$ and $t_i \geq 0$ for $i = 1, 2, \dots$ of the non-decreasing and non-negative process $\{T_i\}_{i \geq 1}$ that is, the time arrival process, is said to be a point process.

The number of events up to time t are used to define the counting process

$$N_t := \sum_{i \geq 1} \mathbf{1}_{\{T_i \leq t\}}$$

for $t \geq 0$ and associated filtration¹ $(\mathcal{F}_t)_{t \geq 0}$.

The quantity

$$\lambda_t = \lim_{\Delta \rightarrow 0^+} \frac{\Pr[N_{t+\Delta} - N_t = 1 | \mathcal{F}_t]}{\Delta}$$

is known as the conditional intensity λ_t of the counting process N_t that satisfies the following properties

$$\Pr[N_{t+\Delta} - N_t = \eta | \mathcal{F}_t] = \begin{cases} 1 - \lambda_t \Delta + o(\Delta) & \text{if } \eta = 0 \\ \lambda_t \Delta + o(\Delta) & \text{if } \eta = 1, \end{cases}$$

and

$$\Pr[N_{t+\Delta} - N_t > 1 | \mathcal{F}_t] = o(\Delta).$$

The conditional intensity λ_t of a general self-exciting process has the form of

$$\lambda_t = \mu + \int_0^{t-} h(t-s) dN_s,$$

with baseline intensity parameter $\mu > 0$ and kernel function $h(t) : [0, +\infty) \rightarrow [0, +\infty)$, representing the contribution to the intensity at time t made by an event occurred at a previous time $T_i < t$. Note that the condition of stationarity is guaranteed by $\int_0^{+\infty} h(t) dt < 1$.

2.2. CARMA(p,q)-Hawkes model

A CARMA(p,q)-Hawkes model is a point process where the intensity follows a CARMA(p,q) process, which is a generalization of the Hawkes process with an exponential kernel. The model is defined by a vector process $[X_{1,t}, \dots, X_{p,t}, N_t]^\top$ of dimension $p+1$, where N_t is a counting process with conditional intensity λ_t that writes

$$\lambda_t = \mu + \mathbf{b}^\top X_t. \quad (2.1)$$

In (2.1), μ denotes the baseline parameter and \mathbf{b} is a vector defined as $\mathbf{b} = [b_0, b_1, \dots, b_{p-1}]^\top$ with $b_q = \dots = b_{p-1} = 0$. The vector $X_t = [X_{1,t}, \dots, X_{p,t}]^\top$ satisfies the linear stochastic differential equation (hereafter also SDE)

$$dX_t = \mathbf{A}X_t dt + \mathbf{e}dN_t \text{ with } X_0 = \mathbf{0}, \quad (2.2)$$

where the $p \times p$ companion matrix \mathbf{A} and the $p \times 1$ vector \mathbf{e} have respectively the following form:

$$\mathbf{A} = \begin{bmatrix} 0 & 1 & 0 & \dots & 0 \\ 0 & 0 & 1 & \dots & 0 \\ \vdots & \vdots & \vdots & \ddots & \vdots \\ 0 & 0 & 0 & \dots & 1 \\ -a_p & -a_{p-1} & -a_{p-2} & \dots & -a_1 \end{bmatrix} \quad (2.3)$$

¹The filtration contains the information of N_t .

and

$$\mathbf{e} = [0, 0, \dots, 1]^\top. \quad (2.4)$$

Note that the dynamics of the state space process X_t is a Markov process, guaranteeing the Markov property for the vector process $[X_{1,t}, \dots, X_{p,t}, N_t]^\top$. Given the initial condition, the SDE (2.2) has an analytical solution that reads

$$X_t = \int_0^{t-} e^{\mathbf{A}(t-s)} \mathbf{e} dN_s.$$

Conditions for the stationarity and positivity of the kernel function in the intensity are provided in [Mercuri et al. \(2024\)](#). Without loss of generality, we assume \mathbf{A} to be diagonalizable, which corresponds to the assumption that the eigenvalues of \mathbf{A} are distinct. The eigenvectors of \mathbf{A} , i.e., $[1, \tilde{\lambda}_j, \tilde{\lambda}_j^2, \dots, \tilde{\lambda}_j^{p-1}]^\top$ for $j = 1, \dots, p$, are used to define a $p \times p$ matrix \mathbf{S} . Specifically,

$$\mathbf{S} := \begin{bmatrix} 1 & \dots & 1 \\ \tilde{\lambda}_1 & \dots & \tilde{\lambda}_p \\ \tilde{\lambda}_1^2 & \dots & \tilde{\lambda}_p^2 \\ \vdots & & \vdots \\ \tilde{\lambda}_1^{p-1} & \dots & \tilde{\lambda}_p^{p-1} \end{bmatrix}. \quad (2.5)$$

It follows that \mathbf{S} satisfies $\mathbf{S}^{-1} \mathbf{A} \mathbf{S} = \mathbf{\Lambda}$, where the diagonal matrix $\mathbf{\Lambda} \in \mathbb{R}^{p \times p}$ is

$$\mathbf{\Lambda} = \text{diag}(\tilde{\lambda}_1, \dots, \tilde{\lambda}_p). \quad (2.6)$$

Quantities (2.5) and (2.6) play a crucial role in the construction of our thinning simulation algorithm.

3. Thinning algorithms for the simulation of point processes

Before presenting the algorithm for the simulation of univariate and bivariate CARMA(p,q)-Hawkes processes, in Subsection 3.1 we briefly review the main properties of the induced matrix norm useful for the construction of the upper bound for the intensity. In particular, Subsection 3.2 is dedicated to the univariate model, while the bivariate case is discussed in Subsection 3.3.

3.1. Preliminaries

We first introduce the definition of the induced matrix norm and then list some useful properties. We refer to [Lewis and Shedler \(1979\)](#); [Meyer and Stewart \(2023\)](#) and reference therein for further details on the topic.

Definition 3.1. Let $A \in \mathbb{C}^{p \times p}$ and $\|\cdot\|$ be a vector norm in \mathbb{C}^p . The induced matrix norm $\|\cdot\|_M$ is defined as

$$\|A\|_M := \sup_{x \neq 0} \frac{\|Ax\|}{\|x\|} = \sup_{\|y\|=1} \|Ay\|.$$

Let $B \in \mathbb{C}^{p \times p}$ and $\alpha \in \mathbb{R}$. The induced matrix norm $\|\cdot\|_M$ satisfies the following properties:

1. $\|Ax\| \leq \|A\|_M \|x\|$;
2. $\|\alpha A\| \leq |\alpha| \|A\|_M$;
3. $\|A + B\|_M \leq \|A\|_M + \|B\|_M$;
4. $\|AB\|_M \leq \|A\|_M \|B\|_M$.

Henceforth the matrix norm induced by the \mathbb{L}^2 -norm is denoted by $\|\cdot\|_{M,2}$ and we complete this part with the following result.

Let $\mathbf{A} \in \mathbb{C}^{p \times p}$ be a complex diagonal matrix. For any $t \geq 0$ we obtain the following inequality:

$$\|e^{\mathbf{A}t}\|_{M,2} \leq e^{\lambda(\mathbf{A})t}, \quad (3.1)$$

where $\lambda(\mathbf{A})$ is the real part of the largest diagonal entry, that is $\lambda(\mathbf{A}) := \max_{i=1,\dots,p} \Re(\tilde{\lambda}_i)$ with $\tilde{\lambda}_i$ denoting the i -th diagonal entry while $\Re(\cdot)$ the real part of a quantity².

3.2. Main result for the univariate CARMA(p,q)-Hawkes.

In Theorem 3.2 we determine an upper bound for the intensity of a CARMA(p,q)-Hawkes process.

Theorem 3.2. *The intensity λ_t of a CARMA(p,q)-Hawkes process is bounded from the following quantity*

$$\bar{\lambda}_t := \mu + \sum_{T_i < t} \|\mathbf{b}^\top \mathbf{S}\|_2 \|\mathbf{S}^{-1} \mathbf{e}\|_2 e^{\lambda(\mathbf{A})(t-T_i)}, \quad (3.2)$$

where T_i is the time arrival, $\|\cdot\|_2$ denotes the \mathbb{L}^2 -norm, and $\lambda(\mathbf{A})$ represents the largest eigenvalue of \mathbf{A} .

Proof. The intensity of a CARMA(p,q)-Hawkes

$$\lambda_t = \mu + \mathbf{b}^\top \sum_{T_i < t} e^{\mathbf{A}(t-T_i)} \mathbf{e},$$

can be rewritten using the non-negativity condition for the CARMA(p,q)-Hawkes kernel (Mercuri et al., 2024, Proposition 2) as follows

$$\lambda_t = \mu + \sum_{T_i < t} |\mathbf{b}^\top e^{\mathbf{A}(t-T_i)} \mathbf{e}|.$$

Using the fact that the companion matrix \mathbf{A} is diagonalizable, we get

$$\lambda_t = \mu + \sum_{T_i < t} |\mathbf{b}^\top \mathbf{S} e^{\mathbf{A}(t-T_i)} \mathbf{S}^{-1} \mathbf{e}|.$$

²The inequality in (3.1) can be obtained in a straightforward way as

$$\|e^{\mathbf{A}t}\|_{M,2} = \sup_{\|y\|=1} \sqrt{\sum_{i=1}^p e^{2\tilde{\lambda}_i t} y_i^2} \leq |e^{\lambda(\mathbf{A})t}| \|y\|_2 = e^{\Re[\lambda(\mathbf{A})t]} \|y\|_2.$$

Applying the Cauchy–Schwartz inequality, we observe that

$$\lambda_t \leq \mu + \sum_{T_i < t} \|\mathbf{b}^\top \mathbf{S}\|_2 \|e^{\mathbf{A}(t-T_i)} \mathbf{S}^{-1} \mathbf{e}\|_2.$$

We then combine Property 1 in Section 3.1 with the inequality in (3.1) yielding

$$\lambda_t \leq \mu + \sum_{T_i < t} \|\mathbf{b}^\top \mathbf{S}\|_2 \|\mathbf{S}^{-1} \mathbf{e}\|_2 e^{\lambda(\mathbf{A})(t-T_i)}.$$

□

Remark 3.3. The upper bound $\bar{\lambda}_t$ in (3.2) can be equivalently reformulated as

$$\bar{\lambda}_t = \mu + \sum_{T_i < t} \sqrt{\sum_{j=1}^p b(\tilde{\lambda}_j)^2} \sqrt{\sum_{j=1}^p \frac{1}{a'(\tilde{\lambda}_j)^2} e^{\lambda(\mathbf{A})(t-T_i)}},$$

where the polynomials $a'(\tilde{\lambda}_j)$ and $b(\tilde{\lambda}_j)$ are respectively defined as

$$a'(\tilde{\lambda}_j) := p\tilde{\lambda}_j^{p-1} + a_1(p-1)\tilde{\lambda}_j^{p-2} + \dots + a_{p-1}$$

and

$$b(\tilde{\lambda}_j) := b_0 + b_1\tilde{\lambda}_j + \dots + b_{p-1}\tilde{\lambda}_j^{p-1}.$$

Inspired by the thinning algorithm proposed in Lewis and Shedler (1979) for inhomogeneous Poisson processes and adapted for the Hawkes process with an exponential kernel by Ogata (see Ogata, 1981, for further details), we outline in Algorithm 1 a novel simulation algorithm that through the result in Theorem 3.2 overcomes the need for numerical solutions in the simulation of a CARMA(p,q)-Hawkes model (see Mercuri et al., 2024, supplementary material).

Algorithm 1 Thinning algorithm for the simulation of a univariate CARMA(p,q)-Hawkes on $[0, \mathbb{T}]$

Input: Orders p and q ; parameters $\{a_1, a_2, \dots, a_p, b_0, b_1, \dots, b_{q-1}, \mu\}$ and final time \mathbb{T} .
Output: Set of jump times \mathbb{T} .

- 1: **Set initial conditions:**
Set $T_0 = 0$
Set $\lambda_{T_0} = \mu$
Set $t = 0$
Initialize the set of jump times \mathbb{T} as $\{\emptyset\}$
- 2: **Generate the first jump time:**
Simulate a uniform random number $u_1 \sim \mathcal{U}_{[0,1]}$
Compute $T_1 = -\frac{\ln(u_1)}{\mu}$
If $T_1 > \mathbb{T}$, terminate the algorithm (no jumps on the interval $[0, \mathbb{T}]$)
Otherwise, add T_1 to \mathbb{T} and set $t = T_1$
- 3: **while $t \leq \mathbb{T}$ do:**
Compute the intensity upper bound:
Compute $\bar{\lambda} = \bar{\lambda}_t + \|\mathbf{b}^\top \mathbf{S}\|_2 \|\mathbf{S}^{-1} \mathbf{e}\|_2$
Generate subsequent t :
Generate a random number u from a continuous uniform distribution on the interval $[0, 1]$
Compute $\Delta T = -\frac{\ln(u)}{\bar{\lambda}}$
Set $t = t + \Delta T$
If $t > \mathbb{T}$, terminate the simulation algorithm and output \mathbb{T}
Decide if a jump occurs at time t :
Generate D from a continuous uniform distribution in the interval $[0, 1]$
If $D\bar{\lambda} \leq \lambda_t$, add t to \mathbb{T}

end

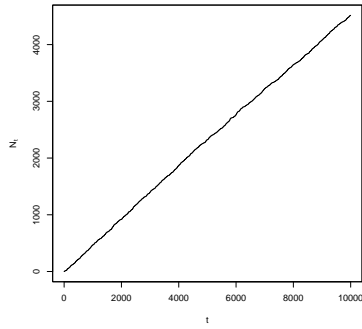
- 4: **return output \mathbb{T}**

We use Algorithm 1 to simulate three processes using the parameters listed in Table 1 that define respectively the following three models: Hawkes, CARMA(2,1)-Hawkes, and CARMA(3,1)-Hawkes. The simulated counting and intensity processes are displayed in Figure 1. As done in Ogata (1988), algorithm accuracy is investigated through the Kolmogorov-Smirnov (KS) test applied to the simulated and theoretical distribution functions of the inter-event (or inter-arrival) times. Results, reported in Table 1 and in Figure 1, confirm the accuracy of the proposed simulation method.

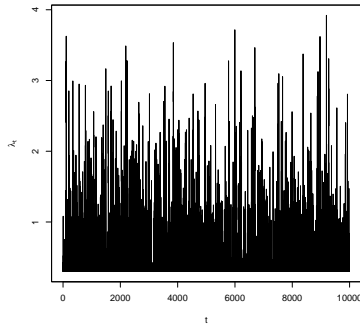
Table 1: Model parameters, statistics and p -values of the KS test computed using a simulated trajectory of length $\mathbb{T} = 10000$.

| | Hawkes | CARMA(2,1)-Hawkes | CARMA(3,1)-Hawkes |
|------------|--------|-------------------|----------------------|
| μ | 0.3000 | 0.3000 | 0.3000 |
| b_0 | 1.0000 | 1.0000 | 0.2000 |
| b_1 | - | 0.3000 | 0.3000 |
| a_1 | 3.0000 | 3.0000 | 1.3000 |
| a_2 | - | 2.0000 | $0.34 + \pi^2/4$ |
| a_3 | - | - | $0.025 + 0.025\pi^2$ |
| KS | 0.0119 | 0.0076 | 0.0075 |
| p -value | 0.5349 | 0.8779 | 0.5400 |

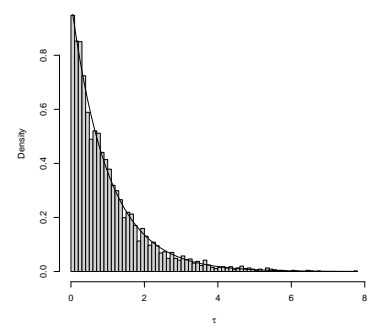
Figure 1: Simulated counting process, intensity paths, and residual analysis for exponential Hawkes (Mod₁: top), CARMA(2,1)-Hawkes (Mod₂: center), and CARMA(3,1)-Hawkes (Mod₃: bottom). Parameters are specified in Table 1.



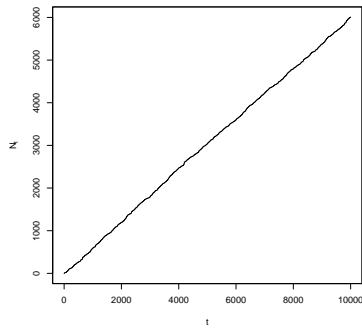
(a) N_t in Mod₁



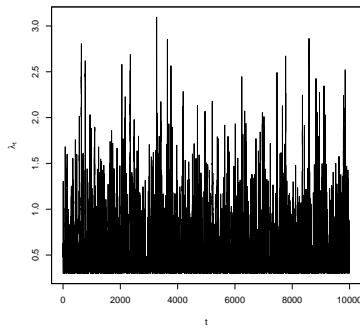
(b) λ_t in Mod₁



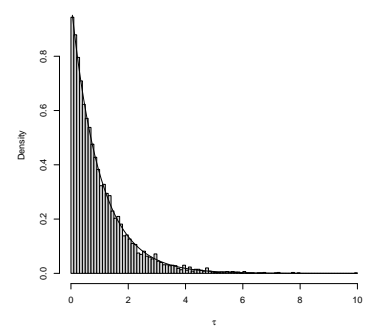
(c) Residuals in Mod₁



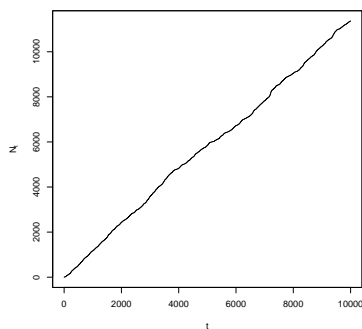
(d) N_t in Mod₂



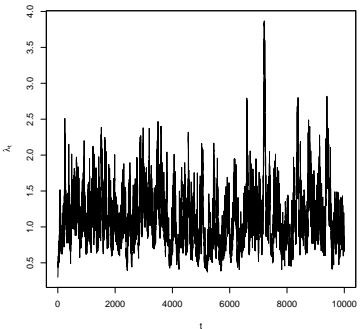
(e) λ_t in Mod₂



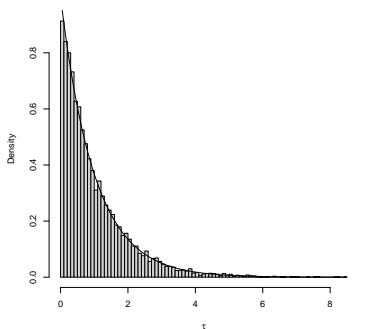
(f) Residuals in Mod₂



(g) N_t in Mod₃



(h) λ_t in Mod₃



(i) Residuals in Mod₃

3.3. Simulation algorithm for a bivariate CARMA(\mathbf{p}, \mathbf{q})-Hawkes

In this section, we present an extension of the thinning algorithm tailored specifically for the bivariate version of the CARMA(\mathbf{p}, \mathbf{q})-Hawkes model introduced in [Mercuri et al. \(2023\)](#).

Definition 3.4. *Let the following quantities be:*

- i. $\mathbf{p} := [p_1, p_2]$ the dimension of the autoregressive parameters (p_1 and p_2 are respectively the dimensions of the state processes $X_{t,1}$ and $X_{t,2}$);
- ii. $\mathbf{q} := [q_1, q_{1,2}, q_{2,1}, q_2]$ the dimension of the moving average parameters;
- iii. $\mathbf{b}_{1,1} := [b_{1,1}^{(0)}, \dots, b_{1,1}^{(p_1-1)}]^\top$ with $b_{1,1}^{(q_1+1)} = \dots = b_{1,1}^{(p_1-1)} = 0$ a column vector of dimension $p_1 \times 1$;
- iv. $\mathbf{b}_{1,2} := [b_{1,2}^{(0)}, \dots, b_{1,2}^{(p_2-1)}]^\top$ with $b_{1,2}^{(q_{1,2}+1)} = \dots = b_{1,2}^{(p_2-1)} = 0$ a column vector of dimension $p_2 \times 1$;
- v. $\mathbf{b}_{2,1} := [b_{2,1}^{(0)}, \dots, b_{2,1}^{(p_1-1)}]^\top$ with $b_{2,1}^{(q_{2,1}+1)} = \dots = b_{2,1}^{(p_1-1)} = 0$ a column vector of dimension $p_1 \times 1$;
- vi. $\mathbf{b}_{2,2} := [b_{2,2}^{(0)}, \dots, b_{2,2}^{(p_2-1)}]^\top$ with $b_{2,2}^{(q_2+1)} = \dots = b_{2,2}^{(p_2-1)} = 0$ a column vector of dimension $p_2 \times 1$;
- vii. $\boldsymbol{\mu} = [\mu_1, \mu_2]^\top$ and $\mathbf{B} = \begin{bmatrix} \mathbf{b}_{1,1}^\top & \mathbf{b}_{1,2}^\top \\ \mathbf{b}_{2,1}^\top & \mathbf{b}_{2,2}^\top \end{bmatrix}_{2 \times (p_1+p_2)}$.

If N_t^+ and N_t^- are two counting processes in the time interval $[0, t]$, then we define a bivariate CARMA(\mathbf{p}, \mathbf{q})-Hawkes model as a counting process $N_t := [N_t^+ \ N_t^-]^\top$ where the intensity process $\boldsymbol{\lambda}_t = [\lambda_{t,1} \ \lambda_{t,2}]^\top$ reads

$$\boldsymbol{\lambda}_t = \boldsymbol{\mu} + \mathbf{B}\mathbf{X}_t;$$

the vector process $\mathbf{X}_t = [X_{t,1} \ X_{t,2}]^\top$ satisfies the following stochastic differential linear equation

$$d\mathbf{X}_t = \bar{\mathbf{A}}\mathbf{X}_t dt + \bar{\mathbf{e}} dN_t, \quad \text{with } \mathbf{X}_0 = \mathbf{0}_{(p_1+p_2) \times 1},$$

where

$$\bar{\mathbf{A}} = \begin{bmatrix} \mathbf{A}_1 & \mathbf{0} \\ \mathbf{0} & \mathbf{A}_2 \end{bmatrix}_{(p_1+p_2) \times (p_1+p_2)} \quad \text{and} \quad \bar{\mathbf{e}} = \begin{bmatrix} \mathbf{e}_1 & \mathbf{0} \\ \mathbf{0} & \mathbf{e}_2 \end{bmatrix}_{(p_1+p_2) \times 2}.$$

Note that \mathbf{A}_1 and \mathbf{A}_2 are two square companion matrices with the same structure as in (2.3) and they have dimensions $p_1 \times p_1$ and $p_2 \times p_2$, respectively. Vectors \mathbf{e}_1 and \mathbf{e}_2 have the same structure as in (2.4) with dimensions p_1 and p_2 , respectively.

The simulation algorithm for the bivariate CARMA(\mathbf{p}, \mathbf{q})-Hawkes mimics the strategy followed in the univariate case. To this aim, we use the following lemma for the derivation of the upper bound of the intensity λ_t .

Lemma 3.5. Let $\mathbf{A}_1 \in \mathbb{R}^{p_1 \times p_1}$ and $\mathbf{A}_2 \in \mathbb{R}^{p_2 \times p_2}$ be two diagonalizable companion matrices such that $\mathbf{A}_1 = \mathbf{S}_1 \mathbf{\Lambda}_1 \mathbf{S}_1^{-1}$ and $\mathbf{A}_2 = \mathbf{S}_2 \mathbf{\Lambda}_2 \mathbf{S}_2^{-1}$ (with \mathbf{S}_i and $\mathbf{\Lambda}_i$ defined as in (2.5) and (2.6), $i = 1, 2$). Then, the matrix $\bar{\mathbf{A}} \in \mathbb{R}^{(p_1+p_2) \times (p_1+p_2)}$ is also diagonalizable. That is,

$$\bar{\mathbf{A}} = \mathbf{S} \mathbf{\Lambda} \mathbf{S}^{-1}, \quad (3.3)$$

where \mathbf{S} and $\mathbf{\Lambda}$ are block diagonal squared matrices defined as

$$\mathbf{S} = \begin{bmatrix} \mathbf{S}_1 & \mathbf{0} \\ \mathbf{0} & \mathbf{S}_2 \end{bmatrix}, \quad \mathbf{\Lambda} = \begin{bmatrix} \mathbf{\Lambda}_1 & \mathbf{0} \\ \mathbf{0} & \mathbf{\Lambda}_2 \end{bmatrix}.$$

Proof. The result in (3.3) is obtained through classical multiplication of matrices. \square

The thinning algorithm consists in simulating data from the point process with intensity given by the chosen upper bound and then excluding some of these points. For the bivariate case we exploit (Ogata, 1981, Proposition 1, p. 24) that suggests to look for an upper bound for the sum of marginal intensities, as it is a fundamental step in the proposed simulation algorithm. We thus first introduce a column vector of ones $\mathbb{1}$ and then we construct the upper bound for the process $\mathbb{1}^\top \boldsymbol{\lambda}_t$ based on the result stated in the following theorem.

Theorem 3.6. Let ΔN_{T_i} denote the bivariate jump size at the time arrival T_i and $\bar{\boldsymbol{\lambda}}_t$ be

$$\bar{\boldsymbol{\lambda}}_t := \mathbb{1}^\top \boldsymbol{\mu} + \sum_{T_i < t} \left\| \mathbb{1}^\top \mathbf{B} \mathbf{S} \right\|_2 \left\| \mathbf{S}^{-1} \bar{\mathbf{e}} \Delta N_{T_i} \right\|_2 e^{\lambda(\bar{\mathbf{A}})(t-T_i)}. \quad (3.4)$$

Then, $\bar{\boldsymbol{\lambda}}_t$ is the upper bound of the process $\mathbb{1}^\top \boldsymbol{\lambda}_t$. That is,

$$\mathbb{1}^\top \boldsymbol{\lambda}_t \leq \bar{\boldsymbol{\lambda}}_t. \quad (3.5)$$

Proof. The upper bound for $\mathbb{1}^\top \boldsymbol{\lambda}_t$ is obtained as follows. We first notice that

$$\begin{aligned} \mathbb{1}^\top \boldsymbol{\lambda}_t &= \lambda_{t,1} + \lambda_{t,2} \\ &= \mathbb{1}^\top \boldsymbol{\mu} + \mathbb{1}^\top \mathbf{B} \int_0^t e^{\bar{\mathbf{A}}(t-s)} \bar{\mathbf{e}} dN_s \\ &= \mathbb{1}^\top \boldsymbol{\mu} + \sum_{T_i < t} \mathbb{1}^\top \mathbf{B} \mathbf{S} e^{\mathbf{\Lambda}(t-s)} \mathbf{S}^{-1} \bar{\mathbf{e}} \Delta N_{T_i}, \end{aligned}$$

where the last equality is due to Lemma 3.5. Using the same arguments as in the univariate case, we get

$$\begin{aligned} \mathbb{1}^\top \boldsymbol{\lambda}_t &\leq \mathbb{1}^\top \boldsymbol{\mu} + \sum_{T_i < t} \left\| \mathbb{1}^\top \mathbf{B} \mathbf{S} \right\|_2 \left\| \mathbf{S}^{-1} \bar{\mathbf{e}} \Delta N_{T_i} \right\|_2 \left\| e^{\mathbf{\Lambda}(t-s)} \right\|_{M,2} \\ &\leq \mathbb{1}^\top \boldsymbol{\mu} + \sum_{T_i < t} \left\| \mathbb{1}^\top \mathbf{B} \mathbf{S} \right\|_2 \left\| \mathbf{S}^{-1} \bar{\mathbf{e}} \Delta N_{T_i} \right\|_2 e^{\lambda(\bar{\mathbf{A}})(t-T_i)}. \end{aligned}$$

\square

The following lemma is used to identify an efficient method for computing $\bar{\boldsymbol{\lambda}}_t$ in Eq. (3.4).

Lemma 3.7. Let $t \in (T_{N-1}, T_N]$. The process $\bar{\lambda}_t$ in Eq. (3.4) satisfies the following recursive equation

$$\bar{\lambda}_t = \mathbb{1}^\top \boldsymbol{\mu} + e^{\lambda(\bar{\mathbf{A}})(t-T_{N-1})} \left\{ \bar{\lambda}_{T_{N-1}} - \mathbb{1}^\top \boldsymbol{\mu} + \|\mathbb{1}^\top \mathbf{BS}\|_2 \|\mathbf{S}^{-1} \bar{\mathbf{e}} \Delta N_{T_{N-1}}\|_2 \right\}, \quad (3.7)$$

with the initial condition $\bar{\lambda}_0 = \mathbb{1}^\top \boldsymbol{\mu}$.

Proof. From the definition of $\bar{\lambda}_t$, we have

$$\begin{aligned} \bar{\lambda}_t &= \mathbb{1}^\top \boldsymbol{\mu} + e^{\lambda(\bar{\mathbf{A}})(t-T_{N-1})} \sum_{T_i < t} \|\mathbb{1}^\top \mathbf{BS}\|_2 \|\mathbf{S}^{-1} \bar{\mathbf{e}} \Delta N_{T_i}\|_2 e^{\lambda(\bar{\mathbf{A}})(T_{N-1}-T_i)} \\ &= \mathbb{1}^\top \boldsymbol{\mu} + e^{\lambda(\bar{\mathbf{A}})(t-T_{N-1})} \left\{ \sum_{T_i < T_{N-1}} \|\mathbb{1}^\top \mathbf{BS}\|_2 \|\mathbf{S}^{-1} \bar{\mathbf{e}} \Delta N_{T_i}\|_2 e^{\lambda(\bar{\mathbf{A}})(T_{N-1}-T_i)} \right. \\ &\quad \left. + \|\mathbb{1}^\top \mathbf{BS}\|_2 \|\mathbf{S}^{-1} \bar{\mathbf{e}} \Delta N_{T_{N-1}}\|_2 \right\}. \end{aligned}$$

Note that

$$\sum_{T_i < T_{N-1}} \|\mathbb{1}^\top \mathbf{BS}\|_2 \|\mathbf{S}^{-1} \bar{\mathbf{e}} \Delta N_{T_i}\|_2 e^{\lambda(\bar{\mathbf{A}})(T_{N-1}-T_i)} = \bar{\lambda}_{T_{N-1}} - \mathbb{1}^\top \boldsymbol{\mu},$$

and, making substitutions, (3.7) is obtained. \square

Given the upper bound in (3.5), we introduce the thinning simulation algorithm for the bivariate CARMA(\mathbf{p}, \mathbf{q})-Hawkes process.

Algorithm 2 Thinning algorithm for the simulation of a bivariate CARMA(\mathbf{p}, \mathbf{q})-Hawkes on $[0, \mathbb{T}]$

Input: Orders \mathbf{p}, \mathbf{q} ; model parameters $\bar{\mathbf{A}}, \mathbf{B}, \mu_1, \mu_2$ and final time \mathbb{T} .

Output: Set of jump times $\mathbb{T} := \text{unique}[\text{sort}(\mathbb{T}^+ \cup \mathbb{T}^-), \text{non-decreasing order}]$.

1: **Set initial conditions:**

Set $T_0 = 0$

Set $\lambda_{T_0,1} = \mu_1$ and $\lambda_{T_0,2} = \mu_2$

Set $t = 0$

Initialize the set of positive jump times \mathbb{T}^+ , the set of negative jump times \mathbb{T}^- as $\{\emptyset\}$, $N_{T_0}^+ = 0$ and $N_{T_0}^- = 0$

2: **Generate the first jump time:**

Simulate the couple (u_1, u_2) from a bivariate uniform random with independent margins

Compute $T_1^+ = -\frac{\ln(u_1)}{\mu_1}$ and $T_1^- = -\frac{\ln(u_2)}{\mu_2}$ and set $T_1 := \min\{T_1^+, T_1^-\}$

If $T_1 > \mathbb{T}$, terminate the algorithm (no jumps on the interval $[0, \mathbb{T}]$)

Otherwise set $t = T_1$,

- add T_1 to \mathbb{T}^+ and $N_t^+ = N_{t^-}^+ + 1$ if $T_1^+ \leq T_1^-$

- add T_1 to \mathbb{T}^- and $N_t^- = N_{t^-}^- + 1$ if $T_1^- \leq T_1^+$

3: **while** $t \leq \mathbb{T}$ **do:**

Compute the intensity upper bound:

Compute $\bar{\lambda} = \bar{\lambda}_t + \|\mathbb{1}^\top \mathbf{BS}\|_2 \|\mathbf{S}^{-1} \mathbf{e}\|_2$

Generate subsequent t :

Generate a random number u from a continuous uniform distribution on the interval $[0, 1]$

Compute $\Delta T = -\frac{\ln(u)}{\bar{\lambda}}$

Set $t = t + \Delta T$

If $t > \mathbb{T}$, terminate the simulation algorithm and output \mathbb{T}

Decide if a jump occurs at time t :

Generate D from a continuous uniform distribution on the interval $[0, 1]$

If $D\bar{\lambda} \leq \lambda_{t,1}$, add t to \mathbb{T}^+ and $N_t^+ = N_{t^-}^+ + 1$

Elseif $D\bar{\lambda} \leq \lambda_{t,1} + \lambda_{t,2}$, add t to \mathbb{T}^- and $N_t^- = N_{t^-}^- + 1$

end

4: **return output** \mathbb{T}

Using Algorithm 2 we perform the simulation of three bivariate CARMA(\mathbf{p}, \mathbf{q})-Hawkes processes defined as follows: a) Mod₁ with $\mathbf{p} = [1, 1]$ and $\mathbf{q} = [0, 0, 0, 0]$; b) Mod₂ with $\mathbf{p} = [2, 1]$ and $\mathbf{q} = [1, 0, 0, 0]$; and c) Mod₃ with $\mathbf{p} = [1, 2]$ and $\mathbf{q} = [0, 1, 0, 1]$. Parameters are listed in Tables 2a, 2b, and 2c. Notice that Mod₁ refers to the simulation of two independent Hawkes processes in which the effect of cross-dependence between the upward and downward jump intensities is null, while Mod₂ and Mod₃ concern the case of bivariate CARMA(\mathbf{p}, \mathbf{q})-Hawkes models in which such an effect exists. As done for the univariate case, the accuracy of the procedure is assessed through the residual analysis. Based on the p -values of the KS test applied on the two marginals, we can state that Algorithm 2 operates efficiently and it is able to create sample paths for a bivariate CARMA(\mathbf{p}, \mathbf{q})-Hawkes process.

(a) Model with $\mathbf{p} = [1, 1]$ and $\mathbf{q} = [0, 0, 0, 0]$: parameters, statistics and p -values of the KS test applied on the two marginal components.

| Mod ₁ | | | |
|------------------|--------|-----------------|--------|
| μ_1 | 0.3000 | μ_2 | 0.3000 |
| $b_{1,1}^{(0)}$ | 1.0000 | $b_{2,2}^{(0)}$ | 1.0000 |
| $a_{1,1}$ | 3.0000 | $a_{2,1}$ | 2.0000 |
| KS ₁ | 0.0076 | KS ₂ | 0.0155 |
| p -value | 0.9565 | p -value | 0.1251 |

(b) Model with $\mathbf{p} = [2, 1]$ and $\mathbf{q} = [1, 0, 0, 0]$: parameters, statistics and p -values of the KS test applied on the two marginal components.

| Mod ₂ | | | |
|------------------|--------|-----------------|--------|
| μ_1 | 0.3000 | μ_2 | 0.3000 |
| $b_{1,1}^{(0)}$ | 1.0000 | $b_{2,2}^{(0)}$ | 0.3000 |
| $b_{1,1}^{(1)}$ | 0.7000 | - | - |
| $b_{2,1}^{(0)}$ | 1.0000 | $b_{1,2}^{(0)}$ | 1.0000 |
| $a_{1,1}$ | 3.0000 | $a_{2,1}$ | 4.0000 |
| $a_{1,2}$ | 2.0000 | - | - |
| KS ₁ | 0.0103 | KS ₂ | 0.0089 |
| p -value | 0.2420 | p -value | 0.5026 |

(c) Model with $\mathbf{p} = [1, 2]$ and $\mathbf{q} = [0, 1, 0, 1]$: parameters, statistics and p -values of the KS test applied on the two marginal components.

| Mod ₃ | | | |
|------------------|--------|-----------------|--------|
| μ_1 | 0.3000 | μ_2 | 0.3000 |
| $b_{1,1}^{(0)}$ | 0.5000 | $b_{2,2}^{(0)}$ | 0.0000 |
| - | - | $b_{2,2}^{(1)}$ | 1.0000 |
| $b_{2,1}^{(0)}$ | 0.0000 | $b_{1,2}^{(0)}$ | 0.0000 |
| - | - | $b_{1,2}^{(1)}$ | 0.8000 |
| $a_{1,1}$ | 1.0000 | $a_{2,1}$ | 4.0000 |
| - | - | $a_{2,2}$ | 2.0000 |
| KS ₁ | 0.0075 | KS ₂ | 0.0136 |
| p -value | 0.8877 | p -value | 0.6354 |

References

- Hawkes, A.G., 1971. Spectra of some self-exciting and mutually exciting point processes. *Biometrika* 58, 83–90.
- Lewis, P.W., Shedler, G.S., 1979. Simulation of nonhomogeneous Poisson processes by thinning. *Naval research logistics quarterly* 26, 403–413.
- Mercuri, L., Perchiazzo, A., Rroji, E., 2024. A Hawkes model with CARMA(p, q) intensity. *Insurance Mathematics and Economics*. [Doi:10.1016/j.insmatheco.2024.01.007](https://doi.org/10.1016/j.insmatheco.2024.01.007).
- Mercuri, L., Perchiazzo, A., Rroji, E., 2023. Investigating Short-Term Dynamics in Green Bond Markets. [arXiv:2308.12179](https://arxiv.org/abs/2308.12179).
- Meyer, C.D., Stewart, I., 2023. *Matrix analysis and applied linear algebra*. SIAM.
- Ogata, Y., 1981. On Lewis' simulation method for point processes. *IEEE transactions on information theory* 27, 23–31.
- Ogata, Y., 1988. Statistical models for earthquake occurrences and residual analysis for point processes. *Journal of the American Statistical association* 83, 9–27.
- Ozaki, T., 1979. Maximum likelihood estimation of Hawkes' self-exciting point processes. *Annals of the Institute of Statistical Mathematics* 31, 145–155.