

# PRODUCT OF TENSORS AND DESCRIPTION OF NETWORKS

LUCA CHIANTINI<sup>1</sup>, GIUSEPPE ALESSIO D'INVERNO<sup>2</sup>, SARA MARZIALI<sup>1</sup>

ABSTRACT. Any kind of network can be naturally represented by a Directed Acyclic Graph (DAG); additionally, activation functions can determine the reaction of each node of the network with respect to the signal(s) incoming. We study the characterization of the signal distribution in a network under the lens of tensor algebra. More specifically, we describe every activation function as tensor distributions with respect to the nodes, called *activation tensors*. The distribution of the signal is encoded in the *total tensor* of the network. We formally prove that the total tensor can be obtained by computing the *Batthacharya-Mesner Product* (BMP), an  $n$ -ary operation for tensors of order  $n$ , on the set of the activation tensors properly ordered and processed via two basic operations, that we call *blow* and *forget*. Our theoretical framework can be validated through the related code developed in Python.

**Keywords:** Networks, Tensor algebra, Batthacharya-Mesner Product.

*The last shall be the first.  
Matthew, 16:20*

## INTRODUCTION

In this note we introduce a description of the behavior of networks which is based on the Batthacharya-Mesner Product (BMP) of tensors. The BMP is an  $n$ -ary operation for tensors of order  $n$ , which generalizes the binary row-by-column product of two matrices. It was introduced in [2] (see also [3] and [1]) and used for a description of algebraic and properties of tensors in [6–8, 11].

In our setting, a network is based on an underlying directed graph, which represents the flow of a signal through a set of nodes. We study directed acyclic graphs (DAGs), which are graphs with no oriented cycles to eliminate circular transmissions of the signal. The absence of cycles guarantees the existence of total orderings of the nodes compatible with the partial ordering defined by the graph. We choose one total ordering as a constituting aspect of the network. In addition, we assign to each node an activation tensor which is responsible for the reaction of every node to the signals it receives.

The order of the activation tensor is the number of incoming arrows (the in-degree) of the node plus one. The dimensions of the activation tensor are equal to the number of states of each node, which we assume to be constant through the network. In practice, for a node  $b$  whose parents are the nodes  $(a_{j_1}, \dots, a_{j_q})$  (in the fixed total ordering of the nodes), the entry  $(T_b)_{i_1, \dots, i_q, i_{q+1}}$  of the activation tensor  $T_b$  measures the probability that  $b$  assumes the state  $i_{q+1}$  after receiving the signal  $i_k$  from the node  $b_{j_k}$ , for  $k = 1, \dots, q$ . We assume that all the nodes re-transmit a signal equal to the state that they assume, and no delay exists in the communication among the nodes.

In our analysis, we transform the collection of tensors  $\{T_b\}$  into tensors  $\{B\}$  of order  $n$ , equal to the number of nodes of the graph, by two procedures on the indexes called *blow* (or *inflation*, following the terminology of [6]) and *forget* (or *copy*), described in Section 3.

We observe that these operations are valid regardless of the number of nodes and their activation tensors, which can be arbitrary and different for each node. Examples of reasonable activation tensors (following the setting of [4]) are given throughout the paper. We observe that, in order to increase the correspondence with an interpretation of the network in statistics, one could ask for some stochastical restrictions in the activation tensors, e.g. the entries are positive reals in the interval  $[0, 1]$  and that the marginalization relative to each state  $i_{q+1}$  is equal to 1. We decided to avoid introducing such restrictions because they are unnecessary for our computations.

<sup>1</sup>Department of Information Engineering and Mathematics, University of Siena, Via Roma 56, 53100, Siena, Italy.

<sup>2</sup>Mathlab, Mathematics Area, SISSA, International School for Advanced Studies, via Bonomea 265, 34136, Trieste, Italy.

It turns out that, for a fixed network with all observable nodes, the set of total tensors describing the final states of the network form a toric variety. Since in our network all the nodes are observable, the total tensor of the network, which depends on parameters, fills a toric subvariety of the (projective) space of tensors. The main geometric aspects of this variety are then strictly linked with the algebraic structure of the BMP, and we will, in future investigations, explore the connection, as well as the extensions to networks with hidden nodes, via the marginalization of BMP.

Our main theorem (Theorem 3.2.2) shows that it is possible to compute the final state of the network by computing the BMP, with a given ordering, of the activation tensors of its nodes suitably modified by the blow and forget operations above introduced.

Here is the structure of the paper. In Section 1, we introduce the basic concepts of networks, the notation we use for tensors and the tensors that can be associated with the network. In Section 2, we define the BMP of tensors and finally, in Section 3, we show how it is possible to characterize a network on the basis of the BMP.

**Acknowledgement.** The authors want to warmly thank Luke Oeding, who introduced them to the early works of Batthacharya and Mesner, Fulvio Gesmundo, and Edinah Gngang, for useful discussions on the subject of the paper.

## 1. BASIC NOTATION AND CONCEPTS

**1.1. Basic tensor notation.** In this section, we introduce the main notation for tensors and networks. A basic reference for tensor theory is [9].

**Definition 1.1.1.** For  $n_1, \dots, n_d \in \mathbb{N}$ , a function  $A : \{0, \dots, n_1 - 1\} \times \dots \times \{0, \dots, n_d - 1\} \rightarrow \mathbb{C}$  is a (complex) *hypermatrix*. It can be equivalently called as *order- $d$  hypermatrix* or  *$d$ -hypermatrix*.

In particular, we will write  $A_{i_1, \dots, i_d}$  to denote the value  $A(i_1, \dots, i_d)$  of  $A$  at  $(i_1, \dots, i_d)$ . Hypermatrices represent *tensors* but we use the words interchangeably. From now on, we will use the tensor notation. We say a tensor is *cubical* of order  $n$  if  $n_1 = \dots = n_d = n$ . Our labeling notation for a tensor  $T \in \mathbb{C}^2 \otimes \mathbb{C}^2 \otimes \mathbb{C}^2$  is the following:

$$(1) \quad \begin{array}{ccc} & 001 & \text{---} & 011 \\ & / & | & / \\ 000 & \text{---} & 010 & | \\ | & & | & | \\ & 101 & \text{---} & 111 \\ & / & | & / \\ 100 & \text{---} & 110 & \end{array}$$

**1.2. Networks.** A basic reference for networks is [10].

DAGs are standard objects. Following common notation [5], let  $G$  be a graph with  $V(G)$  the set of *nodes*, or vertices, and  $E(G)$  the set of *edges*. We call *arrows* the oriented edges of  $G$ . For any node  $a \in V(G)$ , we say that the node  $b \in V(G)$  is a *parent* of  $a$  if there is a directed arrow  $b \rightarrow a$  in the graph, i.e.  $b \rightarrow a \in E(G)$ , and we define  $\text{parents}(a)$  to be the set of nodes which are parents of  $a$ . The number of parents of a node  $a$  is the *in-degree* of  $a$ ,  $\text{in-deg}(a)$ . We say  $G$  is  $n$ -ary if  $|V(G)| = n$ .

We consider a network  $\mathcal{N} = \mathcal{N}(G, B)$  defined by the following series of data:

- (i) a directed graph  $G = (V(G), E(G))$  without (oriented) cycles. Each node  $v \in V(G)$  is a discrete variable is a variable of the network;
- (ii) a set  $B$  of activation tensors  $B_i$ , one for each node  $b_i \in V(G)$  of the graph, which determines the choice (rule) that can be taken by each node, based on the indices it receives.
- (iii) an ordering of the nodes which is compatible with the partial ordering given by the graph (topological sort).

Note that the absence of cycles implies that (1.2) is possible. This can be easily seen by induction.

In our setting, we assume that all the variables associated to the nodes of the graph can assume the same  $n$  states (numbered from 0 to  $n - 1$ ). In this case we will talk about  *$n$ -ary networks*. In most examples we will consider binary networks.

Activation tensors are less standard (but see [10] for another introduction). Thus we give a precise definition of them.

**Definition 1.2.1.** Let  $a$  be a node of an  $n$ -ary network  $\mathcal{N}(G, B)$ . Let  $d = \text{in-deg}(a)$ . The *activation tensor*  $A \in B$  that the network associates to  $a$  by the network is any tensor of order  $d + 1$

$$A \in (\mathbb{C}^n) \otimes \cdots \otimes (\mathbb{C}^n) \quad (d + 1 \text{ times}).$$

In particular, if  $d = 0$ , then an activation tensor at  $a$  is simply a vector of  $\mathbb{C}^n$ . If  $d = 1$ , then an activation tensor at  $a$  is an  $n \times n$  matrix of complex numbers.

In the binary case, we will assume that node  $a$  is inactive when its output is 0 and  $a$  is activated if its output is 1.

**1.3. Tensors of networks.** Let us explain the role of the activation tensors of the network.

Imagine that an  $n$ -ary signal is transmitted by the nodes of the graph  $G$ , following the pattern given by the arrows. Then, a node  $a$  receives a number of inputs equal to  $d = \text{in-deg}(a)$ . Let  $\text{parents}(a) = \{p_1, \dots, p_d\}$  be the set of parents of  $a$ , ordered by the total ordering of the network. The node  $a$  decides its states depending on the signals receives, which it transmits to all its outgoing arrows.

The entry  $A_{i_1, \dots, i_d, i_{d+1}}$  of the activation tensor represents the *frequency* with which the node  $a$  assumes the state  $i_{d+1}$  after receiving the signal  $i_1$  from  $p_1, \dots$ , the signal  $i_d$  from  $p_d$ .

**Remark 1.3.1.** We could take the stochastic point of view, by requiring that  $\sum_{l=0}^{n-1} A_{i_1, \dots, i_d, l} = 1$ , so that  $A_{i_1, \dots, i_d, i_{d+1}}$  represents the *probability* that the node  $a$  assumes the state  $i_{d+1}$  after receiving the signal  $i_1$  from  $p_1, \dots$ , the signal  $i_d$  from  $p_d$ . We choose not to adopt this point of view since the assumption is not necessary in our analysis.

**Example 1.3.2.** When  $d = 0$ , the activation tensor  $A = (a_0, \dots, a_{n-1})$  means that node  $a$  assumes the state  $i$  (and casts the signal  $i$ ) with frequency  $a_i$ .

When  $d = 1$ , well-known examples of activation tensors are the *Jukes-Cantor* matrices in which all the entries in the diagonal are equal to a parameter  $\alpha$  and all the entries off the diagonal are equal to a parameter  $\beta$ . E.g., in the binary case,

$$A = \begin{pmatrix} \alpha & \beta \\ \beta & \alpha \end{pmatrix}.$$

In the binary case, another relevant activation tensor is the *threshold of value one*, or the  $\exists$  tensor. The node  $a$  assumes the value 1 if at least one of the parents casts 1, while  $a$  assumes the state 0 otherwise. Hence  $A_{i_1, \dots, i_d, i_{d+1}}$  is 0 if  $i_1 = \dots = i_d = 0$  and  $i_{d+1} = 1$ , or when at least one index  $i_j$ ,  $j = 0, \dots, d$ , is 1 and  $i_{d+1} = 0$ .  $A$  assumes the same value  $\alpha$  in all the remaining cases. An example for  $d = 2$ , using the index convention in (1.1), is the following:

(2)

If we consider the case of the *quantum-threshold* of value one, the tensor assumes a value  $\beta \neq 0$  in all entries  $A_{i_1, \dots, i_d, i_{d+1}}$  with  $i_1 = \dots = i_d = 0$  and  $i_{d+1} = 1$ , or with at least one index  $i_j$ ,  $j = 0, \dots, d$ , equal to 1 and  $i_{d+1} = 0$ . The heuristic description is that, although  $a$  should be 0 if all the parents cast 0, yet there is a possibility with frequency  $\beta$  that  $a$  disobeys the rule. For  $d = 2$  the tensor becomes the following by modifying the 0's in the tensor at (2):

(3)

**Definition 1.3.3.** In a network  $\mathcal{N}(G, B)$ , with  $|V(G)| = q$  and nodes  $b_1, \dots, b_q$ , the *total tensor* associated to the network is the order- $q$  tensor  $N$  whose entry  $N_{i_1, \dots, i_q}$  is defined as follows. For all nodes  $b_j$ ,  $\text{in-deg}(b_j) = d_j$ , let  $B_j$  be the activation tensor and  $P_j(i_1, \dots, i_q)$  be the  $d_j$ -uple of values in  $(i_1, \dots, i_q)$  corresponding to the parents of  $b_j$ . Then

$$(4) \quad N_{i_1, \dots, i_q} = \prod_{j=1}^q (B_j)_{P_j(i_1, \dots, i_q), i_j}.$$

Let us give some examples to illustrate the meaning of the total tensor. In these examples, we will assume that the network is binary, i.e. that only signals 0 and 1 can be transmitted between the nodes.

**Example 1.3.4.** Consider the network in Fig.1 with three nodes  $(b, c, a)$  (in the unique possible ordering). It corresponds to a short Markov chain.

We endow the nodes with the following activation tensors: the vector  $(\alpha, \beta)$  for the source  $b$ , the Jukes-Cantor matrix  $C = \begin{pmatrix} \alpha & \beta \\ \beta & \alpha \end{pmatrix}$  for  $c$  and set  $A = C$  for  $a$ .

In order to compute the total tensor, we need to determine the activation tensor of node  $B$  and the set of the indices of the parents of each node. For node  $b = b_1$ , which is the source,  $B = (\alpha, \beta)$ ,  $\text{in-deg}(b) = 0$  and  $P_b = \emptyset$ . For node  $c = b_2$ , we have  $\text{in-deg}(c) = 1$  and  $P_c = i_1$ . For node  $a = b_3$ , we have  $\text{in-deg}(a) = 1$  and  $P_a = i_2$ .

Then, the total tensor  $N$  of the network, according to 1.3.3 can be computed as

$$(5) \quad N_{i_1, i_2, i_3} = B_{i_1} C_{i_1, i_2} A_{i_2, i_3}.$$

and corresponds to the following:

$$(6) \quad \begin{array}{c} \alpha^2\beta \text{ --- } \alpha^2\beta \\ \diagup \quad | \quad \diagdown \\ \alpha^3 \text{ --- } \alpha\beta^2 \\ | \quad \diagdown \quad | \\ \alpha\beta^2 \text{ --- } \alpha^2\beta \\ \diagdown \quad | \quad \diagup \\ \alpha\beta^2 \text{ --- } \alpha\beta^2 \end{array}$$

It corresponds to the fact that  $N_{000}$  means that  $b$  casts 0 ( $\alpha$ ), then  $c$  obeys and casts 0 ( $\alpha$  again), and  $a$  obeys and takes the 0 state (another  $\alpha$ ), so  $N_{000} = \alpha^3$ ;  $N_{011}$  means that  $b$  casts 0 ( $\alpha$ ), then  $c$  disobeys and casts 1 ( $\beta$ ), while  $a$ , which receives 1, obeys and takes the 1 state (another  $\alpha$ ), so  $N_{011} = \alpha^2\beta$ ; and so on.

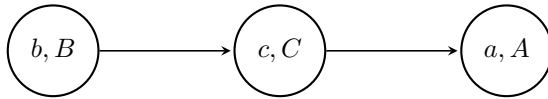


FIGURE 1. Tensor network with three nodes  $b, c, a$  and their associated activation tensors  $A, B, C$ . Node  $b$  transmits a binary signal to node  $c$ . In turn, node  $c$  sends a signal to node  $a$ .

**Example 1.3.5.** Consider the network with three nodes  $(b, c, a)$  (in the unique possible ordering) associated to the graph in Fig.2. We endow the nodes with the following activation tensors: the vector  $(\alpha, \beta)$  for the source  $b$ , the Jukes-Cantor matrix  $C = \begin{pmatrix} \alpha & \beta \\ \beta & \alpha \end{pmatrix}$  for  $c$  and the quantum-threshold of value one tensor  $A$  of Example 1.3.2 for  $a$ .

For node  $b = b_1$ , which is the source,  $B = (\alpha, \beta)$ ,  $\text{in-deg}(b) = 0$  and  $P_b = \emptyset$ . For node  $c = b_2$ , we have  $\text{in-deg}(c) = 1$  and  $P_c = i_1$ . For node  $a = b_3$ , we have  $\text{in-deg}(a) = 2$  and  $P_a = i_1, i_2$ .

Then, the total tensor  $N$  of the network, according to 1.3.3 can be computed as

$$(7) \quad N_{i_1, i_2, i_3} = B_{i_1} C_{i_1, i_2} A_{i_1, i_2, i_3}.$$

and corresponds to the following:

(8)

It corresponds to the fact that  $N_{000}$  means that  $b$  casts 0 ( $\alpha$ ), then  $c$  obeys and casts 0 ( $\alpha$  again), and  $a$  obeys the rule and takes the 0 state (another  $\alpha$ ), so  $N_{000} = \alpha^3$ ;  $N_{011}$  means that  $b$  casts 0 ( $\alpha$ ), then  $c$  disobeys and casts 1 ( $\beta$ ), while  $a$ , which receives 0 and 1, obeys the rule and takes the 1 state (another  $\alpha$ ), so  $N_{011} = \alpha^2\beta$ ; and so on.

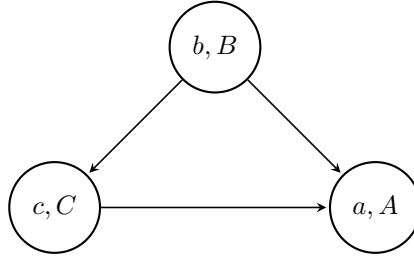


FIGURE 2. Tensor network with three nodes  $b, c, a$  and their associated activation tensors  $A, B, C$ . Node  $b$  transmits a binary signal to node  $a$  and node  $c$ . In turn, node  $c$  sends a signal to node  $a$ .

2. THE BATTACHARYA-MESNER PRODUCT

**2.1. Batthacharya-Mesner Product.** The Batthacharya-Mesner Product of tensors is an  $n$ -ary operation in the space of order- $n$  cubical tensors which generalizes the row-by-column product of matrices. It is defined for tensors with coefficients in any field  $\mathbb{K}$  (and even when  $\mathbb{K}$  is just a ring), although we will use it mainly for complex tensors.

**Definition 2.1.1.** Let  $T_1, T_2, \dots, T_d$  be order- $d$  tensors of sizes  $n_1 \times l \times n_3 \times \dots \times n_d, n_1 \times n_2 \times l \times \dots \times n_d, \dots, l \times n_2 \times n_3 \times \dots \times n_d$ , respectively. The *generalized Bhattacharya-Mesner Product* (shortly, the *BMP*), denoted as  $\circ(T_1, T_2, \dots, T_d)$  (see [6]), is an  $d$ -ary operation whose result is a tensor  $T$  of size  $n_1 \times n_2 \times \dots \times n_d$  such that:

$$(T)_{i_1 \dots i_d} = \sum_{h=1}^l (T_d)_{hi_2 \dots i_d} (T_1)_{i_1 h \dots i_d} \dots (T_{d-1})_{i_1 i_2 \dots h}$$

**Remark 2.1.2.** The BMP generalizes the classical matrix product when  $d = 2$ . Indeed, if we consider two matrices  $A_1 \in \mathbb{K}^{n_1 \times l}, A_2 \in \mathbb{K}^{l \times n_2}$ , their row-by-column product is defined as

$$(A_1 A_2)_{ij} = \sum_{h=1}^l (A_1)_{ih} (A_2)_{hj} = \sum_{h=1}^l (A_2)_{hj} (A_1)_{ih},$$

which corresponds to the BMP when the order is equal to 2. The correspondence between the order-2 BMP and the classical row-by-column product for matrices clarifies the inversion of the tensors in the product.

**Example 2.1.3.** Let us give an example of the product of three  $2 \times 2 \times 2$  tensors.

(9)

**2.2. Some algebraic properties of BMP.** It is almost immediate to realize that the BMP is non-commutative. The BMP is also non-associative, in the sense that e.g. for general tensors  $A, B, C, D, E$  of order 5

$$\circ(\circ(A, B, C), D, E) \neq \circ(A, B, \circ(C, D, E)).$$

Yet, the BMP is multilinear, and satisfies some interesting properties.

**Multiple identities.** We keep our comparison with matrices (= order-2 tensors) to show how their behaviour is generalized in case of order- $d$  tensors, with  $d > 2$ . Indeed, in the case of order-2 tensors, of great relevance is the identity matrix  $I$ , a square matrix in which all elements of the main diagonal consist of the number 1, while the remaining elements are 0 such that, for each  $A, B$  matrices,  $AI = A$  and  $IB = B$ . The behaviour of the identity matrix can be generalized for order- $n$  tensors by introducing *multi-identities* and the BMP.

**Definition 2.2.1.** For all  $j, k = 0, \dots, d-1$  with  $j < k$ , define the order- $d$  *identitary* tensors  $I^{jk}$  by

$$(I^{jk})_{i_1, \dots, i_d} = \begin{cases} 1 & \text{if } i_j = i_k \\ 0 & \text{else} \end{cases}.$$

Notice that when  $d = 2$  we have only one of these tensor, namely  $I^{01}$ , which corresponds to the identity matrix.

The role of identitary tensors comes out from the following.

**Proposition 2.2.2.** For all tensors  $A$  of order  $d$  and for any  $j = 1, \dots, d$ , the BMP

$$\circ(I^{1j}, \dots, I^{j-1j}, A, I^{jj+1}, \dots, I^{jd}) = A$$

.

*Proof.* It is a simple computation. Call  $T$  the product. Then:

$$T_{i_1, \dots, i_d} = \sum_{l=0}^{d-1} (I^{1j})_{l, i_2, \dots, i_d} \cdots (I^{j-1j})_{i_1, \dots, l, \dots, i_d} A_{i_1, \dots, l, \dots, i_d} \cdots (I^{jj+1})_{i_1, \dots, l, \dots, i_d} \cdots (I^{jd})_{i_1, \dots, i_{d-1}, l}.$$

If  $j > 1$ , then the first factor in any summand  $(I^{1j})_{l, i_2, \dots, i_d}$  implies that only the summand with  $l = i_j$  survives. Since

$$(I^{1j})_{i_j, i_2, \dots, i_d} = \cdots = (I^{jd})_{i_1, \dots, i_{d-1}, i_j} = 1,$$

then  $T_{i_1, \dots, i_d} = A_{i_1, \dots, i_d}$ .

When  $j = 1$ , the same conclusion holds by looking at the last factor of each summand.  $\square$

**Transposition.** In the case of order-2 tensors, the transpose of the product of two matrices is equal to the product of the transpose of the second matrix and the transpose of the first matrix, i.e. for matrices  $A, B$  we have  $(AB)^T = B^T A^T$ . Again, the behaviour of the matrix transposition can be generalized for order- $d$  tensors.

**Definition 2.2.3.** Let  $A$  be an order- $d$  tensor. A  $\sigma$ -*transpose* of  $A$  is an order- $d$  tensor  $A^\sigma$  obtained by permuting with  $\sigma$  the  $d$  indices of  $A$ .

In case of matrices we have 2 indices subject to 2 permutations, obtaining a unique transpose of a matrix; in case of order- $d$  tensors we have  $d$  indices subject to  $d!$  permutations, obtaining  $(d! - 1)$   $\sigma$ -transposes or an order- $d$  tensor.

From the definition of the BMP, it is immediate to prove the following.

**Proposition 2.2.4.** Let  $A_1, \dots, A_d$  be tensors of order  $d$  and, given a permutation of  $d$  indices, call  $A_1^\sigma, \dots, A_d^\sigma$  their  $\sigma$ -transposes. Then

$$\circ(A_1, \dots, A_d)^\sigma = \circ(A_{\sigma(1)}^\sigma, \dots, A_{\sigma(d)}^\sigma)$$

**Example 2.2.5.** We report the computation for the case  $d = 3$ .

Let  $A, B, C$  be 3-tensors. Consider a permutation  $\sigma : \{1, 2, 3\} \rightarrow \{1, 2, 3\}$  such that  $\sigma(1) = 1, \sigma(2) = 2, \sigma(3) = 3$ . Then,

$$\circ(A, B, C)_{ijk}^\sigma = T_{ijk}^\sigma = T_{ijk} = A_{0kj} B_{i0j} C_{ik0} + A_{1kj} B_{i1j} C_{ik1}.$$

On the other side,

$$T_{ijk}^\sigma = A'_{0jk} B'_{i0k} C'_{ij0} + A'_{1jk} B'_{i1k} C'_{ij1}.$$

hence  $A' = A^\sigma, B' = B^\sigma, C' = C^\sigma$  and  $ABC^\sigma = A^\sigma C^\sigma B^\sigma$ .

3. NETWORK CHARACTERIZATION IN TERMS OF BMP

**3.1. Expansion of tensors.** The following operations are fundamental to transform the activation tensor of each node in a tensor which gives, via the BMP, the total tensor of the network.

We call the operations *blow* and *forget*. Both operations expand a tensor of order  $d$  to a tensor of order  $d + 1$ .

**The *blow* operation.**

**Definition 3.1.1.** Let  $T$  be a tensor of order  $d$ ,  $T \in V^{\otimes d}$ . The *blow*, or **inflation**, of  $T$  is the tensor  $bT$  of order  $d + 1$  defined by

$$(10) \quad (bT)_{i_1, \dots, i_{d+1}} = \begin{cases} T_{i_1, \dots, i_d} & \text{if } i_1 = i_{d+1}; \\ 0 & \text{else.} \end{cases}$$

We observe that our definition of inflation (blow) extends the notion introduced in [6], Section 2.4.

**Example 3.1.2.** Below an example of the blow  $b(M)$  of a matrix  $M = \begin{pmatrix} a & b \\ c & d \end{pmatrix}$  giving an order-3 tensor.

$$(11) \quad b(M) = \begin{array}{ccccc} & & 0 & \text{---} & 0 \\ & \diagup & | & & \diagdown \\ a & \text{---} & | & \text{---} & b \\ & \diagdown & | & & \diagup \\ & & c & \text{---} & d \\ & \diagup & | & & \diagdown \\ 0 & \text{---} & | & & 0 \end{array}$$

Notice that the blow is defined only in coordinates.

**Remark 3.1.3.** If  $T = v_1 \otimes \dots \otimes v_d$  is a tensor of rank 1, then its blow (in general) is no longer of rank 1. In term of a basis  $e_1, \dots, e_n$  of  $V$ , for which  $v_1 = a_1 e_1 + \dots + a_n e_n$ , the blow  $bT$  is the tensor

$$(12) \quad bT = \sum a_i e_i \otimes v_2 \otimes \dots \otimes v_d \otimes e_i.$$

**The *forget* operation**

**Definition 3.1.4.** Let  $T$  be a tensor of order  $d$ ,  $T \in V^{\otimes d}$ . For  $d' > d$  let  $J$  be a subset of  $d' - d$  numbers in  $\{0, \dots, d' - 1\}$ . The  $J$ -th *forget*, or  $J$ -th *copy* of  $T$  is the tensor  $f_J T$  of order  $d'$  defined by

$$(13) \quad (f_J T)_{i_1, \dots, i_{d'}} = T_{j_1, \dots, j_d}$$

where  $(j_1, \dots, j_d)$  is the list obtained from  $(i_1, \dots, i_{d'})$  by erasing the element  $i_k$  for all  $k \in J$ .

For instance, the forget operation  $f_{\{k\}} T$  creates a tensor whose entry of indexes  $i_1, \dots, i_{d+1}$  is the entry of  $T$  with the same sequence of indexes except for the index  $i_k$  which is deleted.

**Example 3.1.5.** Below an example of the forget  $f_2(M)$  of a matrix  $M = \begin{pmatrix} a & b \\ c & d \end{pmatrix}$  giving an order-3 tensor.

$$(14) \quad f_2(M) = \begin{array}{ccccc} & & b & \text{---} & b \\ & \diagup & | & & \diagdown \\ a & \text{---} & | & \text{---} & a \\ & \diagdown & | & & \diagup \\ & & d & \text{---} & d \\ & \diagup & | & & \diagdown \\ c & \text{---} & | & & c \end{array}$$

**Remark 3.1.6.** If  $T = v_1 \otimes \dots \otimes v_d$  is a tensor of rank 1, then its  $J$ -th forget tensor  $f_J T$  is again a tensor of rank 1

$$(15) \quad f_k T = w_1 \otimes \dots \otimes w_{d'},$$

where  $w_i = v_i$  if  $i \notin J$  while  $w_i = e_1 + \dots + e_n$  if  $i \in J$ .

Notice that when  $J = \emptyset$ , the forget tensor  $f_J T$  is equal to  $T$ .

**3.2. The Theorem.** Now we are ready to explain how one gets the total tensor of a network by multiplying with the BMP certain tensors obtained from the activation tensors of the network.

Assume we are given a network  $\mathcal{N}(G, B)$  with  $|V(G)| = d$  nodes and total ordering  $b = b_1, b_2, \dots, b_d = a$ . We call  $b$  the source and  $a$  the sink of the network.

For any node  $b_i \in V(G)$ , we define  $P_i$  as the set of indexes of the parents of  $b_i$ , so that  $P_i \subset \{1, \dots, i-1\}$ . We define  $p_i$  as the cardinality of  $P_i$ .

Let  $T_i$  be the activation tensor of the node  $b_i$ . It is a tensor of order  $p_i + 1$ .

**Definition 3.2.1.** For any node  $b_i \in V(G)$ , we define the associated order- $d$  tensor  $B_i$  with the following procedure.

*Step 1.* Start with the activation tensor  $T_i$ .

*Step 2.* Consider the  $i$ -dimensional forget tensor  $T'_i = f_J(T_i)$ , where  $J = \{1, \dots, i-1\} \setminus P_i$ .

*Step 3.* If  $i \neq d$ , consider  $T''_i = bT'_i$ .

*Step 4.* Define  $B_i$  as the order- $d$  forget tensor  $B_i = f_H(T''_i)$ , where  $H = \{i+1, \dots, d\}$ .

**Theorem 3.2.2.** *The BMP*

$$(16) \quad \circ(B_d, B_1, \dots, B_{d-1})$$

(note that the tensor of the sink appears in the first position, see the citation at the beginning) is the total tensor  $N$  of the network.

Before we give the proof of the main theorem, let us illustrate the procedure with some examples.

**Example 3.2.3.** Consider the basic case of a network in which there are only two nodes,  $b$  the source and  $a$  the sink. The activation tensor of  $b$  is just a vector  $T_1 = B' = (b_0, b_1, \dots, b_n)$ . The activation tensor of  $a$  depends on the existence of an arrow from  $b$  to  $a$ .

Assume the arrow  $b \rightarrow a$  exists. Then the activation tensor  $T_2$  of  $a$  is a matrix of type  $n \times n$  which describes the reaction of  $a$  to the input from  $b$ . Call  $A = (a_{ij})$  the matrix  $T_2$ . If we apply the procedure of Definition 3.2.1 to  $B' = B'_1$ , the final result is the tensor  $B = bB'$ , since  $J = H = \emptyset$ . By definition of blow,  $bB'$  is the diagonal matrix with the vector  $B'$  in the diagonal. If we apply the procedure of Definition 3.2.1 to  $A = B_2$ , since again  $J = H = \emptyset$ , we simply obtain the matrix  $A$  itself. Thus the BMP  $A$  times  $B$ , which corresponds to the usual row-by-column product  $BA$ , produces the matrix  $N$  with  $N_{ij} = b_i a_{i,j}$ , which corresponds to the fact that  $b$  casts the signal  $i$  and  $a$  reacts with  $j$ . In other words,  $N$  is the tensor of the network.

Assume the arrow  $b \rightarrow a$  does not exist. Then the activation tensor  $T_2$  of  $a$  is a vector  $T_2 = A' = (a_1, \dots, a_n)$ . As above, if we apply the procedure of Definition 3.2.1 to  $B' = B'_1$ , the final result is the tensor  $B = bB'$ , i.e. the diagonal matrix with the vector  $B'$  in the diagonal. If we apply the procedure of Definition 3.2.1 to  $A' = B'_2$ , we obtain the forget tensor  $A = f_{\{1\}} A'$ , which is an  $n \times n$  matrix whose rows are all equal to  $A$ . Thus the BMP  $A$  times  $B$ , which corresponds to the usual row-by-column product  $BA$ , produces the matrix  $N$  with  $T_{ij} = b_i a_j$ , meaning that  $a$  and  $b$  are totally independent. Again,  $N$  is clearly the tensor of the network.

**Example 3.2.4.** Consider the Markov network of Fig.6, and let us associate to  $b$  the activation tensor  $T_B = (\alpha, \beta)$ , while the activation tensors  $T_C, T_A$  of the nodes, resp., are both equal to the matrix  $A$  of Example 1.3.2. The total tensor of the network is thus given by the BMP of the tensors  $A', B', C'$  where  $B' = f_2(b(T_B))$ ,  $C' = b(T_C)$  and  $A' = f_0(T_A)$ . One computes

$$(17) \quad A' = \begin{array}{c} \beta \text{ --- } \alpha \\ \diagup \quad | \quad \diagdown \\ \alpha \text{ --- } \beta \\ \diagdown \quad | \quad \diagup \\ \alpha \text{ --- } \beta \end{array}, \quad B' = \begin{array}{c} \alpha \text{ --- } 0 \\ \diagup \quad | \quad \diagdown \\ \alpha \text{ --- } 0 \\ \diagdown \quad | \quad \diagup \\ 0 \text{ --- } \beta \end{array}, \quad C' = \begin{array}{c} 0 \text{ --- } 0 \\ \diagup \quad | \quad \diagdown \\ \alpha \text{ --- } \beta \\ \diagdown \quad | \quad \diagup \\ 0 \text{ --- } 0 \end{array}$$

and the product gives



$$(18) \quad N = \begin{array}{c} \alpha^2\beta \text{ --- } \alpha^2\beta \\ \diagup \quad | \quad \diagdown \\ \alpha^3 \text{ --- } \alpha\beta^2 \\ | \quad \diagdown \quad | \\ \beta^3 \text{ --- } \alpha^2\beta \\ \diagdown \quad | \quad \diagup \\ \alpha\beta^2 \text{ --- } \alpha\beta^2 \end{array}$$

which represents a twisted cubic curve in the projective space of tensors of type  $2 \times 2 \times 2$ , sitting in the linear space of equations  $N_{010} = N_{100} = N_{110}$  and  $N_{001} = N_{011} = N_{111}$ . Note that the left and right faces of the tensor both have rank 1, in correspondence of the fact that  $a$  is independent from  $b$  given  $c$ .

If we remove from the network the arrow that joins  $c$  and  $a$  we obtain a new network as in Fig.3.

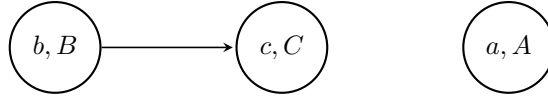


FIGURE 3. Tensor network with three nodes  $b, c, a$  and their associated activation tensors  $A, B, C$ . Node  $b$  transmits a binary signal to node  $c$ .

Taking the activation tensor  $T_B, T_C$  as above and  $T_A = T_B$ , we get that the total tensor of the network is given by the BMP of the tensors  $A', B', C'$  where  $B', C'$  are as above while  $A' = f_{01}(T_A)$ , i.e.

$$(19) \quad A' = \begin{array}{c} \beta \text{ --- } \beta \\ \diagup \quad | \quad \diagdown \\ \alpha \text{ --- } \alpha \\ | \quad \diagdown \quad | \\ \beta \text{ --- } \beta \\ \diagdown \quad | \quad \diagup \\ \alpha \text{ --- } \alpha \end{array}$$

and the product gives

$$(20) \quad N = \begin{array}{c} \alpha^2\beta \text{ --- } \alpha\beta^2 \\ \diagup \quad | \quad \diagdown \\ \alpha^3 \text{ --- } \alpha^2\beta \\ | \quad \diagdown \quad | \\ \beta^3 \text{ --- } \alpha\beta^2 \\ \diagdown \quad | \quad \diagup \\ \alpha\beta^2 \text{ --- } \alpha^2\beta \end{array}$$

which represents a different twisted cubic curve. Note that not only the left and right faces of the tensor both have rank 1, in correspondence of the fact that  $a$  is independent from  $b$  given  $c$ , but also the upper and lower faces have rank 1, since  $a, c$  are now independent.

**Example 3.2.5.** It is obvious that in a network without arrows all the activation tensors of the nodes are vectors, and the tensor product of these vectors defines a rank one tensor  $N$  which is the total tensor of the network.

If an  $n$ -ary network with no arrows has  $q + 1$  nodes  $b_0, \dots, b_q$ , and  $w_i \in \mathbb{C}^n$  is the activation vector of the node  $b_i$ , then Theorem 3.2.2 shows that the BMP of the order- $n$  tensors  $B_i$ 's, obtained by the  $w_i$ 's with the application of the procedure in Definition 3.2.1, must be equal to  $w_0 \otimes \dots \otimes w_q$ . This can be also proved directly.

Namely, we have:

$$B_0 = f_{2, \dots, q}(b(w_0)), \quad B_j = f_{j+2, \dots, q}(b(f_{0, \dots, j-1}(w_j))), \quad B_{q-1} = b(f_{0, \dots, q-2}(w_{q-1})) \quad B_q = f_{0, \dots, q-1}(w_q).$$

Thus, assuming  $w_i = (w_{i1}, \dots, w_{in})$  for all  $i$ , the computation of the product  $N = B_q B_0 \cdots B_{q-1}$  (recall the citation at the beginning) goes as follows.

$$N_{i_0, \dots, i_q} = \sum_{l=0}^q (B_q)_{l, i_1, \dots, i_q} (B_0)_{i_0, l, i_2, \dots, i_q} \cdots (B_{q-1})_{i_0, \dots, i_{q-1}, l}.$$

Since  $B_{q-1}$  is a blow, the only summand that survives is the one with  $l = i_0$ . I.e.

$$N_{i_0, \dots, i_q} = (B_q)_{i_0, i_1, \dots, i_q} (B_0)_{i_0, i_0, i_2, \dots, i_q} \cdots (B_{q-1})_{i_0, \dots, i_{q-1}, i_0}.$$

One gets  $(B_q)_{i_0, i_1, \dots, i_q} = (f_{0, \dots, q-1}(w_q))_{i_0, i_1, \dots, i_q} = w_{qi_q}$ . For  $j = 1, \dots, q-2$ ,  $(B_j)_{i_0, i_1, \dots, i_q} = (f_{j+2, \dots, q}(b(f_{0, \dots, j-1}(w_j))))_{i_0, i_1, \dots, i_j, i_0, i_{j+2}, \dots, i_q}$ , where the index  $i_0$  in the middle appears in position  $j$ . Thus  $(f_{j+2, \dots, q}(b(f_{0, \dots, j-1}(w_j))))_{i_0, i_1, \dots, i_j, i_0, i_{j+2}, \dots, i_q} = (b(f_{0, \dots, j-1}(w_j)))_{i_0, i_1, \dots, i_j, i_0}$ , which in turn is equal to  $(f_{0, \dots, j-1}(w_j))_{i_0, i_1, \dots, i_j} = w_{ji_j}$ . Similarly one proves that  $(B_0)_{i_0, i_0, i_2, \dots, i_q} = w_{0i_0}$ , and  $(B_0)_{i_0, i_1, \dots, i_{q-1}, i_0} = w_{q-1 i_{q-1}}$ . Then

$$N_{i_0, \dots, i_q} = w_{0i_0} \cdots w_{qi_q}.$$

*Proof of Theorem 3.2.2.* We work by induction on the number of nodes, the case  $d = 1$  being trivial. We could also use Example 3.2.3 as a basis for the induction, starting with  $d = 2$ .

Assume that the theorem holds for any network with at most  $d-1$  nodes, and pick a network  $\mathcal{N}(G, B)G$  with  $|V(G)| = d$  nodes, ordered as above.

If we forget the sink  $b_d = a$ , then we obtain a network  $\mathcal{N}'(G', B')$  for which the theorem holds, by induction. Use on the nodes of  $G'$  the ordering defined for the nodes of  $G$ .

If  $N$  is the total tensor of  $\mathcal{N}$  and  $N'$  is the total tensor of  $\mathcal{N}'$ , then the relation between  $N$  and  $N'$  can be described as follows. Call  $P = P_d$  the set of indexes corresponding to  $parents(a)$ , ordered in the ordering defined for  $G$ . If  $T_d$  is the activation tensor of  $a$ , then

$$N_{i_1, \dots, i_d} = N'_{i_1, \dots, i_{d-1}} (T_d)_{P(i_1, \dots, i_d)}$$

where  $P(i_1, \dots, i_d)$  means that we pick in the sequence  $(i_1, \dots, i_d)$  only the indexes corresponding to values in  $P$ .

Let  $B'_i$  be the tensor associated to  $b_i$  in the procedure of Proposition 3.2.1 applied with respect to  $\mathcal{N}'$ , and let  $B_i$  be the tensor associated to  $b_i$  in the same procedure applied with respect to  $\mathcal{N}$ . Then  $B'_i$  and  $B_i$  are linked by the following relations:

$$\begin{cases} B_i &= f_{\{d\}} B'_i & \text{if } i = 1, \dots, d-2; \\ B_{d-1} &= b B'_{d-1}. \end{cases}$$

Moreover, the tensor  $A$  associated to  $a$  in the procedure is

$$A = f_J T_d \quad \text{where } J = \{1, \dots, d\} \setminus P.$$

We only need to perform the required calculations now.

The BMP  $M = AB_1 \cdots B_{d-1}$  has the following structure.

$$M_{i_1, \dots, i_n} = \sum_{l=1, \dots, d} A_{l, i_2, \dots, i_d} (B_1)_{i_1, l, i_3, \dots, i_d} \cdots (B_{d-1})_{i_1, \dots, i_{d-1}, l}.$$

Since  $B_{d-1}$  is the blow of a tensor, the unique summand which survives in the previous expression is the one with  $l = i_1$ . Thus

$$M_{i_1, \dots, i_n} = A_{i_1, i_2, \dots, i_d} (B_1)_{i_1, i_1, i_3, \dots, i_d} \cdots (B_{d-1})_{i_1, \dots, i_{d-1}, i_1}.$$

By construction  $A_{i_1, i_2, \dots, i_d} = (f_J T_d)_{i_1, i_2, \dots, i_d} = (T_d)_{P(i_1, \dots, i_d)}$ . Moreover, for  $j = 1, \dots, d-2$  one gets  $(B_j)_{i_1, \dots, i_{j-1}, i_1, i_{j+1}, \dots, i_d} = (B'_j)_{i_1, \dots, i_{j-1}, i_1, i_{j+1}, \dots, i_{d-1}}$ . For the last factor in the product one gets  $(B_{d-1})_{i_1, \dots, i_{d-1}, i_1} = (B'_{d-1})_{i_1, \dots, i_{d-1}}$ .

By induction, we know that  $N'$  is given by the BMP  $B'_{d-1} B'_1 \cdots B'_{d-2}$ , thus

$$N'_{i_1, \dots, i_n} = \sum_{l=1, \dots, d-1} (B'_{d-1})_{l, i_2, \dots, i_{d-1}} (B'_1)_{i_1, l, i_3, \dots, i_{d-1}} \cdots (B'_{d-2})_{i_1, \dots, i_{d-2}, l}.$$

Again, the unique summand that survives has  $l = i_1$ , so

$$N'_{i_1, \dots, i_n} = (B'_{d-1})_{i_1, \dots, i_{d-1}} (B'_1)_{i_1, i_1, i_3, \dots, i_{d-1}} \cdots (B'_{d-2})_{i_1, \dots, i_{d-2}, i_1}.$$

Comparing with the previous expressions, one realizes that

$$N'_{i_1, \dots, i_n} = (B_{d-1})_{i_1, \dots, i_{d-1}, i_1} (B_1)_{i_1, i_1, i_3, \dots, i_d} \cdots (B_{d-2})_{i_1, \dots, i_{d-1}, i_1}.$$

Putting all together

$$\begin{aligned} N_{i_1, \dots, i_d} &= N'_{i_1, \dots, i_{d-1}}(T_d)_{P(i_1, \dots, i_d)} = \\ &= A_{i_1, i_2, \dots, i_d}(B_{d-1})_{i_1, \dots, i_{d-1}, i_1}(B_1)_{i_1, i_1, i_3, \dots, i_d} \cdots (B_{d-2})_{i_1, \dots, i_{d-1}, i_1} = M_{i_1, \dots, i_n}. \end{aligned}$$

The claim follows.  $\square$

**Example 3.2.6.** Consider the binary network in Fig.4

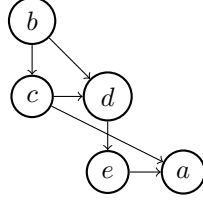


FIGURE 4. A network with 5 nodes.

with the (unique) ordering  $(b, c, d, e, a)$ . Define the activation tensors, which depend on two parameters,  $B$  at the node  $b$ ,  $A$  at the node  $a$ , etc., as follows:

$$B = (\alpha, \beta), \quad C = E = \begin{pmatrix} \alpha & \beta \\ \beta & \alpha \end{pmatrix},$$

$$D = A = \begin{array}{ccc} & \beta & \alpha \\ \alpha & \diagdown & \diagup \\ & \beta & \alpha \\ \alpha & \diagup & \diagdown \\ \beta & \alpha & \alpha \\ & \beta & \alpha \end{array}$$

Then, the total tensor  $N$  is given by the BMP

$$N = \circ(A', B', C', D', E'),$$

where  $A', B', C', D', E'$  are the tensors of order 5 determined as in the procedure of Definition 3.2.1. One computes:

$$B' = f_{2,3,4}(b(B)) \quad C' = f_{3,4}(b(C)), \quad D' = f_4(b(D)), \quad E' = b(f_{0,1}(E)), \quad A' = f_{0,2}(A).$$

It follows that  $A', B', C', D', E'$  are given by

$$\begin{array}{llllllll} A'_{00000} = \alpha & A'_{00001} = \beta & A'_{00010} = \beta & A'_{00011} = \alpha & A'_{00100} = \alpha & A'_{00101} = \beta & A'_{00110} = \beta & A'_{00111} = \alpha \\ A'_{01000} = \beta & A'_{01001} = \alpha & A'_{01010} = \beta & A'_{01011} = \alpha & A'_{01100} = \beta & A'_{01101} = \alpha & A'_{01110} = \beta & A'_{01111} = \alpha \\ A'_{10000} = \alpha & A'_{10001} = \beta & A'_{10010} = \beta & A'_{10011} = \alpha & A'_{10100} = \alpha & A'_{10101} = \beta & A'_{10110} = \beta & A'_{10111} = \alpha \\ A'_{11000} = \beta & A'_{11001} = \alpha & A'_{11010} = \beta & A'_{11011} = \alpha & A'_{11100} = \beta & A'_{11101} = \alpha & A'_{11110} = \beta & A'_{11111} = \alpha \\ \\ B'_{00000} = \alpha & B'_{00001} = \alpha & B'_{00010} = \alpha & B'_{00011} = \alpha & B'_{00100} = \alpha & B'_{00101} = \alpha & B'_{00110} = \alpha & B'_{00111} = \alpha \\ B'_{01000} = 0 & B'_{01001} = 0 & B'_{01010} = 0 & B'_{01011} = 0 & B'_{01100} = 0 & B'_{01101} = 0 & B'_{01110} = 0 & B'_{01111} = 0 \\ B'_{10000} = 0 & B'_{10001} = 0 & B'_{10010} = 0 & B'_{10011} = 0 & B'_{10100} = 0 & B'_{10101} = 0 & B'_{10110} = 0 & B'_{10111} = 0 \\ B'_{11000} = \beta & B'_{11001} = \beta & B'_{11010} = \beta & B'_{11011} = \beta & B'_{11100} = \beta & B'_{11101} = \beta & B'_{11110} = \beta & B'_{11111} = \beta \\ \\ C'_{00000} = \alpha & C'_{00001} = \alpha & C'_{00010} = \alpha & C'_{00011} = \alpha & C'_{00100} = 0 & C'_{00101} = 0 & C'_{00110} = 0 & C'_{00111} = 0 \\ C'_{01000} = \beta & C'_{01001} = \beta & C'_{01010} = \beta & C'_{01011} = \beta & C'_{01100} = 0 & C'_{01101} = 0 & C'_{01110} = 0 & C'_{01111} = 0 \\ C'_{10000} = 0 & C'_{10001} = 0 & C'_{10010} = 0 & C'_{10011} = 0 & C'_{10100} = \beta & C'_{10101} = \beta & C'_{10110} = \beta & C'_{10111} = \beta \\ C'_{11000} = 0 & C'_{11001} = 0 & C'_{11010} = 0 & C'_{11011} = 0 & C'_{11100} = \alpha & C'_{11101} = \alpha & C'_{11110} = \alpha & C'_{11111} = \alpha \\ \\ D'_{00000} = \alpha & D'_{00001} = \alpha & D'_{00010} = 0 & D'_{00011} = 0 & D'_{00100} = \beta & D'_{00101} = \beta & D'_{00110} = 0 & D'_{00111} = 0 \\ D'_{01000} = \beta & D'_{01001} = \beta & D'_{01010} = 0 & D'_{01011} = 0 & D'_{01100} = \alpha & D'_{01101} = \alpha & D'_{01110} = 0 & D'_{01111} = 0 \\ D'_{10000} = 0 & D'_{10001} = 0 & D'_{10010} = \beta & D'_{10011} = \beta & D'_{10100} = 0 & D'_{10101} = 0 & D'_{10110} = \alpha & D'_{10111} = \alpha \\ D'_{11000} = 0 & D'_{11001} = 0 & D'_{11010} = \beta & D'_{11011} = \beta & D'_{11100} = 0 & D'_{11101} = 0 & D'_{11110} = \alpha & D'_{11111} = \alpha \\ \\ E'_{00000} = \alpha & E'_{00001} = 0 & E'_{00010} = \beta & E'_{00011} = 0 & E'_{00100} = \beta & E'_{00101} = 0 & E'_{00110} = \alpha & E'_{00111} = 0 \\ E'_{01000} = \alpha & E'_{01001} = 0 & E'_{01010} = \beta & E'_{01011} = 0 & E'_{01100} = \beta & E'_{01101} = 0 & E'_{01110} = \alpha & E'_{01111} = 0 \\ E'_{10000} = 0 & E'_{10001} = \alpha & E'_{10010} = 0 & E'_{10011} = \beta & E'_{10100} = 0 & E'_{10101} = \beta & E'_{10110} = 0 & E'_{10111} = \alpha \\ E'_{11000} = 0 & E'_{11001} = \alpha & E'_{11010} = 0 & E'_{11011} = \beta & E'_{11100} = 0 & E'_{11101} = \beta & E'_{11110} = 0 & E'_{11111} = \alpha \end{array}$$

and by taking the BMP we obtain the correct answer that  $N$  is given by

$$\begin{array}{llll}
N_{00000} = \alpha^5 & N_{00001} = \alpha^4\beta & N_{00010} = \alpha^3\beta^2 & N_{00011} = \alpha^4\beta \\
N_{00100} = \alpha^3\beta^2 & N_{00101} = \alpha^2\beta^3 & N_{00110} = \alpha^3\beta^2 & N_{00111} = \alpha^4\beta \\
N_{01000} = \alpha^2\beta^3 & N_{01001} = \alpha^3\beta^2 & N_{01010} = \alpha\beta^4 & N_{01011} = \alpha^2\beta^3 \\
N_{01100} = \alpha^2\beta^3 & N_{01101} = \alpha^3\beta^2 & N_{01110} = \alpha^3\beta^2 & N_{01111} = \alpha^4\beta \\
N_{10000} = \alpha^2\beta^3 & N_{10001} = \alpha\beta^4 & N_{10010} = \beta^5 & N_{10011} = \alpha\beta^4 \\
N_{10100} = \alpha^2\beta^3 & N_{10101} = \alpha\beta^4 & N_{10110} = \alpha^2\beta^3 & N_{10111} = \alpha^3\beta^2 \\
N_{11000} = \alpha^2\beta^3 & N_{11001} = \alpha^3\beta^2 & N_{11010} = \alpha\beta^4 & N_{11011} = \alpha^2\beta^3 \\
N_{11100} = \alpha^2\beta^3 & N_{11101} = \alpha^3\beta^2 & N_{11110} = \alpha^3\beta^2 & N_{11111} = \alpha^4\beta.
\end{array}$$

Observe that in the projective space of tensors of type  $2 \times 2 \times 2 \times 2$  the tensors defined by  $N$ , when  $\alpha, \beta$  move, describe a rational normal curve of degree 5 (highly degenerate).

**3.3. Software.** A Python software has been implemented for computing the BMP of tensors of generic order  $d$ , as in Definition 2.1.1, and for performing procedures in Proposition 3.2.1.

Given a network, users can provide node activation tensors as input and then perform blow and forget procedures to calculate node tensors. The BMP of these tensors, according to Theorem 3.2.2, outputs the final tensor of the network. From a computational point of view, there are no limits to be imposed on the number of nodes in the networks, assuming they have a directed acyclic graph as input. Tests on networks consisting of 6 or 7 nodes show minimal execution times.

The software is open-source and freely available at: <https://github.com/Marzialis/BMP-Network>. Included in the repository there is a script showing the computation of the final tensor of a network with 5 nodes.

#### REFERENCES

- [1] P. Bhattacharya. *A new 3-D transform using a ternary product*. IEEE Trans. on Signal Proc. vol.43 (1995), 3081-3084.
- [2] P. Bhattacharya, D.M. Mesner. *Association schemes on triples and a ternary algebra*. J. Comb. Theory A vol.55 (1990), 204-234.
- [3] P. Bhattacharya, D.M. Mesner. *A ternary algebra arising from an association scheme on triples*. J. Algebra vol.164 (1994), 595-613.
- [4] C. Bocci, L. Chiantini. *An Introduction to Algebraic Statistic With Tensors*. Unitext, Springer International Publishing (2019).
- [5] R. Diestel. *Graph Theory*. Graduate Texts in Mathematics Springer, Heidelberg. New York, Fourth edition (2010).
- [6] E.K. Gngang. *A combinatorial approach to hypermatrix algebra*. Preprint arXiv 1403.3134 (2014).
- [7] E.K. Gngang, Y. Filmus. *On the spectra of hypermatrix direct sum and kronecker products constructions*. vol.519 (2017), 238-277.
- [8] E.K. Gngang, Y. Filmus. *On the Bhattacharya-Mesner rank of third order hypermatrices*. Lin. Algebra Applic. vol.588 (2020), 391-418.
- [9] L. Hogben. *Handbook of linear algebra*. CRC press, 2013.
- [10] S. Marziali, *Boolean Operators and Neural Networks*. Preprint (2023).
- [11] F. Tian, M.E. Kilmer, E. Miller, A. Patra. *Tensor BM-Decomposition for Compression and Analysis of Spatio-Temporal Third-order Data*. Preprint arXiv 2306.09201 (2023).
- [12] Zapata-Carratala, C., & Arsiwalla, X. D. (2022). *An Invitation to Higher Arity Science*. arXiv preprint arXiv:2201.09738.