

# Interference Among First-Price Pacing Equilibria: A Bias and Variance Analysis

LUOFENG LIAO, COLUMBIA UNIVERSITY  
CHRISTIAN KROER, COLUMBIA UNIVERSITY  
SERGEI LEONENKOV, ADS ONLINE EXPERIMENTATION, META  
OKKE SCHRIJVERS, CENTRAL APPLIED SCIENCE, META  
LIANG SHI, CENTRAL APPLIED SCIENCE, META  
NICOLAS STIER-MOSES, CENTRAL APPLIED SCIENCE, META  
CONGSHAN ZHANG, CENTRAL APPLIED SCIENCE, META

Online A/B testing is widely used in the internet industry to inform decisions on new feature roll-outs. For online marketplaces (such as advertising markets), standard approaches to A/B testing may lead to biased results when buyers operate under a budget constraint, as budget consumption in one arm of the experiment impacts performance of the other arm. To counteract this interference, one can use a budget-split design where the budget constraint operates on a per-arm basis and each arm receives an equal fraction of the budget, leading to “budget-controlled A/B testing.” Despite clear advantages of budget-controlled A/B testing, performance degrades when budget are split too small, limiting the overall throughput of such systems. In this paper, we propose a *parallel budget-controlled A/B testing* design where we use market segmentation to identify submarkets in the larger market, and we run parallel experiments on each submarket.

Our contributions are as follows: First, we introduce and demonstrate the effectiveness of the parallel budget-controlled A/B test design with submarkets in a large online marketplace environment. Second, we formally define market interference in first-price auction markets leveraging the first price pacing equilibrium (FPPE) framework which has been proposed to model autobidding in repeated auctions. Third, we propose a debiased surrogate that eliminates the first-order bias of FPPE, drawing upon the principles of sensitivity analysis in mathematical programs. Fourth, we derive a plug-in estimator for the surrogate and establish its asymptotic normality. Fifth, we provide an estimation procedure for submarket parallel budget-controlled A/B tests. Finally, we present numerical examples on semi-synthetic data, confirming that the debiasing technique achieves the desired coverage properties.

## 1 INTRODUCTION

Online A/B testing, or *experimentation*, is widely used in the internet industry. Major tech companies conduct a large number of A/B tests annually to inform decisions related to ads delivery, online auction mechanisms, user interface components, new feature rollouts, infrastructure improvements, and many other aspects of their products and services.

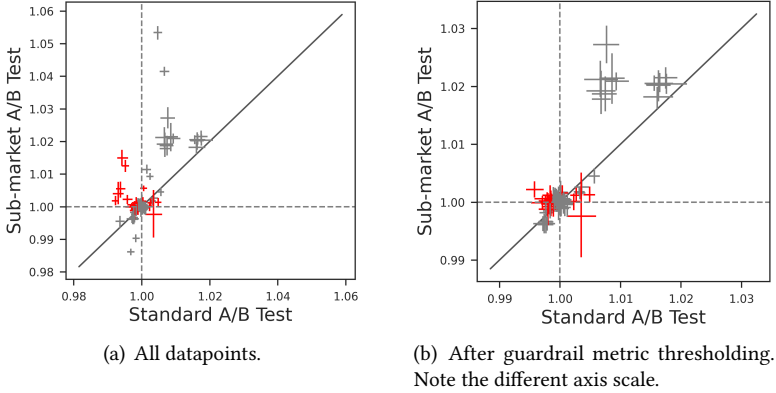
In the context of online auctions in marketplaces, where buyers bid for sellers' items or advertisers bid for users' impressions, budget-controlled A/B testing has gained popularity and is supported by companies like LinkedIn, Google, and Meta [Basse et al., 2016, Liu et al., 2021]. The primary advantage of budget control in A/B testing is that it eliminates interference between the A and B groups that could otherwise bias the results: In a traditional A/B test, the budget of a buyer is distributed across all auctions, involving users from both A and B groups. This couples the behavior of the buyer across the groups; for example, increased expenditure under B might decrease expenditure in A, causing interference. However, in a budget-controlled A/B test, each buyer spends half of their budget on users from the A group and the other half on users from the B group, creating two separate but mirrored markets, and thus removing the interference caused by a shared budget constraint. This experiment type, therefore, is commonly used to test various ads delivery changes, such as pacing algorithms (see Section 2.1).

Despite clear advantages of budget-controlled A/B testing, companies are extremely constrained by the number of such experiments they can run: buyers (advertisers) can only be charged once for the same item (impression), it is thus not feasible to create additional experimentation throughput by reshuffling users between the A and B groups. An alternative idea is to create more budget splits so more treatments can be tested at the same time. However, this will lower the budget-per-group substantially, which could lead to different equilibrium outcomes and may disproportionately affect smaller buyers. In addition, it poses challenges with respect to statistical power, in view of the fact that tech companies primarily focus on down-funnel conversion events which are difficult to measure effects on to begin with. In fact, the lack of bandwidth for budget-controlled A/B tests has become one of the major bottlenecks in experimentation for the internet industry.

A third approach to increase throughput is market segmentation. If the overall market can be divided into several relatively isolated submarkets, budget-controlled A/B tests can be conducted in parallel within these submarkets. However, this method also presents some challenges. First, submarkets are rarely completely isolated; certain items may attract buyers from multiple submarkets, resulting in interference across submarkets when conducting tests in parallel. Second, submarkets differ in terms of buyer (and user) compositions, which might cause the local treatment effect estimates being not representative of the global treatment effect where all buyers are included in the market. The second challenge is relatively easy to address in practice by imposing balancing constraints in the clustering algorithm used to define submarkets, while the first challenge is more fundamentally important and requires deeper theoretical understanding.

As a motivating example, Fig 1(a) compares the results of submarket budget-controlled A/B tests (vertical axis) with those obtained from running budget-controlled A/B tests on the entire market (horizontal axis). The figure reports a normalized version of one of the real experiment metrics at Meta, with each submarket covering approximately 6-8% of advertisers and each experiment condition covering 30% of users. All submarkets are carefully created with limited imbalances in advertiser composition. We consider 16 different treatments, most of which are related to the pacing algorithm, each run for about 6 days, resulting in a total of 99 daily comparisons. The benchmark for sign-consistency at a 90% significance level (for neutral true effects) is 81.5%. The observed sign consistency rate between submarket and standard budget-controlled experiments is only slightly lower, at around 75%. Our focus on sign consistency in this context is intentional, as it directly

relates to the frequency of production decision reversals, which we aim to minimize as much as possible.



**Fig. 1.** Submarket vs. standard budget-controlled A/B test, daily treatment effect. We denote neutral treatment effects with a value of 1.0. For example, 1.01 can be interpreted as 1% treatment effect. Red crosses indicate instances of sign inconsistencies.

Table 1 shows the sign consistency rate of comparisons for daily and 6-day aggregated results, including for a second metric. Since submarkets are not perfectly isolated, we use a guardrail metric to measure the interference between submarkets, and use a threshold on the guardrail metric to improve reliability. As seen in Table 1, by eliminating experiments where the guardrail metric violates the threshold, we meaningfully improve the consistency rate for both metrics in daily and 6-day results. In practice, approximately 10% of submarket experiments violate the guardrail threshold. Fig 1(b) demonstrates the treatment effect comparisons for daily results after we remove such data points. The results are generally satisfactory, however the existence of biases is evident even after removing data points that violated the guardrail threshold. Evidently, quantitatively understanding the interference bias to improve the accuracy of the estimates is conducive to better decisions, and that is what we set to do in this work.

**Table 1.** Sign consistency between submarket and standard budget-controlled A/B test

Duration	Data	Num	Sign consistency (%)	
			Metric 1	Metric 2
6 days	All combos	16	87.5	68.8
6 days	within guardrail	14	100	78.6
1 day	All combos	99	75.8	73.7
1 day	within guardrail	84	81.0	76.2

The contributions of this paper are as follows. First, we introduce and demonstrate the effectiveness of the parallel budget-controlled A/B test design with submarkets in Meta’s production environment, which, to our best knowledge, is a novel approach. Second, we formally define market interference in first-price auction markets using the First Price Pacing Equilibrium (FPPE) framework [Conitzer et al., 2022a]. Third, we propose a debiased surrogate that eliminates the first-order bias of FPPE, drawing upon the principles of sensitivity analysis in mathematical programs [Shapiro et al., 2021]. Fourth, we derive a plug-in estimator for the surrogate and establish its asymptotic

normality. Fifth, we provide an estimation procedure for submarket parallel budget-controlled A/B tests. Finally, we present numerical examples on semi-synthetic data, confirming that the debiasing technique achieves the desired coverage properties.

Section 2 introduces the FPPE framework. The formal problem setup is given in Section 3. Asymptotic theories around FPPE are presented in Section 4. Section 5 formalizes the parallel A/B testing problem under interference and provides the estimation procedure. Numerical examples on synthetic and semi-synthetic data are presented in Section 6. We conclude in Section 7.

### 1.1 Parallel A/B Testing in Practice

In this section we describe the real-world problem of A/B testing with congestion that we wish to model, and our proposed solution of parallel A/B tests in carefully balanced submarkets; the formal model appears in Sec. 2 and Sec. 3. Along with the description of the real-world problem, we will also discuss which aspects of it will be or will not be captured by our theoretical model.

We start by describing the market environment. Assume that there is a set of  $n$  advertisers, and each advertiser  $i$  has a budget  $b_i$ . Whenever a user shows up on the platform an *impression opportunity* occurs, and an auction is conducted in order to determine which subset of ads will be shown to the user. Each advertiser  $i$  has some stated value  $v_i(\theta)$  of being shown to a particular impression opportunity  $\theta$ . This may not be their true valuation; in practice it may be their stated willingness to pay for a click, multiplied by an estimated click-through-rate for the pair  $(i, \theta)$ . The advertiser submits a bid which is determined based on  $v_i(\theta)$ , as well as the expenditure of the advertiser so far. For example, in *multiplicative pacing* [Balseiro et al., 2017, Conitzer et al., 2022a,b], the platform adaptively learns a *pacing multiplier*  $\beta_i \in [0, 1]$  such that the bid is formed as  $\beta_i v_i(\theta)$ . The budget-management system then adaptively controls  $\beta_i$  over time, in order to ensure the correct rate of budget expenditure on behalf of the advertiser. The auction format for an impression opportunity is typically some generalization of the first or second-price auction, though the real-world auctions are not fully captured by any simple-to-describe auction model from the literature. For example, in the setting of inserting ads into a news feed, multiple ads may be allowed to be shown, but the exact number may depend on the size of each ad, the size of other content in the feed, and so forth.

In our theoretical model, we will simplify the auction format in three respects: first, we will assume that each impression opportunity allows exactly one ad to be shown. This is a common assumption in the literature studying both online learning for budget management [Balseiro and Gur, 2019, Borgs et al., 2007] as well as in the literature on equilibrium outcomes under budget management [Aggarwal et al., 2019, Balseiro et al., 2017, 2023, Conitzer et al., 2022a,b]. Thirdly, we assume that each individual auction is a *first-price auction*, meaning that the highest bidder wins, and pays their bid. Internet advertising uses both first and second-price auctions, depending on the particular context [Balseiro et al., 2023, Goke et al., 2021], though generalizations of the second-price auction are arguably still more common, in particular for sponsored search and feed auctions. We focus on first-price auctions because the equilibrium outcomes under budget management satisfy two crucial properties from the perspective of statistical inference: they are unique, and the equilibrium is captured by a convex program [Conitzer et al., 2022a]. In contrast, equilibria under budget management in second-price auctions may not be unique [Conitzer et al., 2022b], and they are PPAD-hard to compute [Chen et al., 2023]. It is an interesting future research direction to figure out how to develop results for the second-price setting, though we expect it to be much harder. We will also abstract away the dynamic temporal aspects of budget management: instead of the pacing multipliers being learned over time, we will assume that what we observe is the set of pacing multipliers in equilibrium. Secondly, in the real world, advertisers may use a variety of budget management algorithms beyond multiplicative pacing. For example, Google also offers *probabilistic*

*throttling*, where bids are not modified, and instead the expenditure is managed by independently flipping a coin for each auction, in order to determine whether to bid at all [Balseiro et al., 2017, Chen et al., 2021, Karande et al., 2013]. We assume that every advertiser uses multiplicative pacing in order to manage budgets. Budget-management equilibria in first-price auctions with probabilistic throttling are known to also be unique and computable [Chen et al., 2021], so it is possible that similar results could be obtained for that setting, though it is not known whether those equilibria are captured by a convex mathematical program, which is a crucial fact for our technical approach.

Now that we have discussed budget management, we describe the A/B testing problem. Suppose that a platform wants to run  $K$  A/B tests, which may affect, e.g., the valuations that advertisers have for impression slots, revenue, etc. Naively performing the A/B test on a per-impression or per-user basis and then simply running the market as usual will not work, because the budget management system means that the A and B users will be affected by each other through the budget coupling. As mentioned in the introduction, a possible option is to perform budget splitting: create  $K + 1$  copies of each advertiser (corresponding to each test, as well as a holdout “A” control copy), randomize users into one of the  $K + 1$  markets, and run separate budget management for each copy of the  $K + 1$  advertisers. As mentioned earlier, this approach runs into problems because small advertisers end up with prohibitively-small budgets, and there is a large negative impact on statistical power because some of the events measured by the A/B tests might be far downstream of an impression.

Instead, our paper considers the following parallel A/B test paradigm based on market segmentation. We first define a bipartite graph between advertisers and users based on targeting criteria. Subsequently, we cluster the advertisers into  $K$  clusters, where the objective is to minimize the sum of weighted edges between clusters subject to traffic balancing constraints to make the resulting clusters as similar to the whole market as possible. The edge weight between a pair of advertisers is the number of impressions (or users) where they are both within the top- $k$  bids. The choice of  $k$  is a parameter that must be chosen based on experience with the specific application setting. If the clustering achieves a small objective function value, then each cluster is a mostly isolated submarket, in the sense that each user will mostly receive bids from advertisers in a single cluster. Then, we run an A/B test within each of the  $K$  submarkets. Every user is randomly assigned to either “A” or “B” in each submarket. Note that the same user can be in “A” in submarket 1 and “B” in submarket 2. This means that all the A/B tests must be mutually compatible; in practice this means that our approach is best suited for A/B tests that apply to advertisers, as opposed to, e.g., user-side user interface changes. If the interaction between different submarkets is not too strong, then we expect that hypothesis testing in a submarket is indicative of the true treatment effect within that submarket. Secondly, if each submarket is representative of the overall market, then such a hypothesis test is also indicative of the true treatment effect across the whole market.

In our theoretical model we use a coarser notion of contamination between a pair of submarkets than the top- $k$  measure that we use in practice. In our theoretical model, we measure the number of items with *any* bids from buyers from separate submarkets. In practice, this measure is too coarse (and often very large). It is an interesting follow-up question to come up with stronger theoretical results that allow for finer-grained measures of contamination. Secondly, our theoretical model will assume that what we are interested in is the treatment effect within a submarket. This implicitly assumes that each submarket is representative of the overall market.

## 2 THEORY OVERVIEW

### 2.1 Related Work

**Pacing equilibrium.** Pacing is a budget management strategy where bids are scaled down by a multiplicative factor in order to smooth out and control spending. In the first-price setting, Borgs

et al. [2007] study first price auctions with budget constraints in a perturbed model, where the limit prices converge to those of an FPPE. Building on that work, Conitzer et al. [2022a] introduce the FPPE framework to model autobidding in repeated auctions, and discover several properties of FPPE such as shill-proofness monotonicity properties, and a close relationship between FPPE and the quasilinear Fisher market equilibrium [Chen et al., 2007, Cole et al., 2017]. Gao and Kroer [2022] propose an infinite-dimensional variant of the quasilinear Fisher market, which lays the probability foundations of the current paper. Gao et al. [2021] and Liao et al. [2022] study online computation of the infinite-dimensional Fisher market equilibrium, and we utilize their methods to compute equilibria. In the second-price setting, a variety of models have been proposed for modeling the outcome of budget management: Balseiro et al. [2015] study budget-management in second-price auctions through a fluid mean-field approximation; Balseiro and Gur [2019] investigate adaptive pacing strategy from buyers’ perspective in a stochastic continuous setting; and Balseiro et al. [2021b] study several budget smoothing methods including multiplicative pacing in a stochastic context. A second-price analogue of FPPE was explored by Conitzer et al. [2022b]. Modeling statistical inference in the second-price setting is most likely harder, due to equilibrium multiplicity issues [Conitzer et al., 2022b], and hardness of even computing equilibria [Chen et al., 2023].

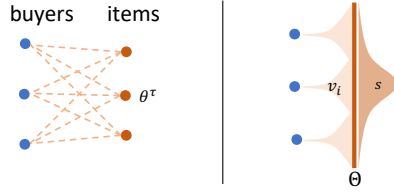
Recently, a series of papers (e.g., Aggarwal et al. [2019], Balseiro et al. [2021a], Deng et al. [2021]) investigated an “autobidding” model for value-maximizing bidders, who aim to maximize their value subject to budget or return-on-spend constraints, which may include buying individual ad impressions that have negative utility. Several extensions provide results for more general settings, such as the quality of equilibria for generalized rationality models for bidders [Babaioff et al., 2021], non-uniform bidding strategies [Deng et al., 2023], and liquid welfare guarantees when budget-constrained buyers fail to reach equilibrium [Gaitonde et al., 2023]. Statistical inference for parallel A/B testing under such models represent an interesting future direction of work.

**Interference in A/B Testing for Auction Markets.** Experimentation under interference has been extensively studied in the past decade within the context of social networks [Aronow and Samii, 2017, Athey et al., 2018, Eckles et al., 2017, Li and Wager, 2022, Ugander et al., 2013] and two-sided marketplaces [Wager and Xu, 2021, Zigler and Papadogeorgou, 2018]. Under interference, the outcome of an experiment unit, either a user in a social network or a buyer in an online marketplace, can be affected by the treatment status of other units in the networks, violating the Stable Unit Treatment Values Assumption (SUTVA) assumption commonly employed in analyzing online A/B tests [Rosenbaum, 2007]. To take into account this type of interference, novel designs and analysis approaches have been proposed, e.g., cluster randomization [Karrer et al., 2021, Ugander et al., 2013], regression-based estimators [Chin, 2019], and bipartite analysis [Harshaw et al., 2021]. A/B testing in the presence of seller-side budget constraints has been discussed by Basse et al. [2016] and Liu et al. [2021] where the budget-splitting design spans the full market. However, most of the above works do not consider the particular type of interference caused by competitive equilibrium effects. Recent work has also addressed equilibrium effects [Liao et al., 2023, Liao and Kroer, 2024, Wager and Xu, 2021]. Most relevant to our results, Liao and Kroer [2023] consider A/B testing via budget splitting in Fisher markets and FPPE. However, none of these works consider the effects caused by parallel A/B tests that interfere with each other. Our method builds on top of the budget-splitting design; our approach additionally segments the full market into submarkets, where different submarkets receive different treatment. In the formal sections of our paper we assume that the submarket structure is known. In practice, the submarkets may not be known; Rolnick et al. [2019] and Viviano et al. [2023] present methods to identify submarkets through clustering approaches that aim to limit the interference between clusters.

## 2.2 Review of FPPE

**Notation.** For a measurable space  $(\Theta, d\theta)$ , we let  $L^p$  (and  $L_+^p$ , resp.) denote the set of (nonnegative, resp.)  $L^p$  functions on  $\Theta$  w.r.t the base measure  $d\theta$  for any  $p \in [1, \infty]$  (including  $p = \infty$ ). Given  $x \in L^\infty$  and  $v \in L^1$ , we let  $\langle v, x \rangle = \int_{\Theta} v(\theta)x(\theta) d\theta$ . We treat all functions that agree on all but a measure-zero set as the same. For a sequence of random variables  $\{X_n\}$ , we say  $X_n = O_p(1)$  if for any  $\epsilon > 0$  there exists a finite  $M_\epsilon$  and a finite  $N_\epsilon$  such that  $\mathbb{P}(|X_n| > M_\epsilon) < \epsilon$  for all  $n \geq N_\epsilon$ . We say  $X_n = o_p(1)$  if  $X_n$  converges to zero in probability. For a subset  $\Theta' \subset \Theta$ , let  $1_{\Theta'}(\cdot) : \Theta \rightarrow \{0, 1\}$  be the indicator function of  $\Theta'$ . Convergence in distribution and probability is denoted by  $\xrightarrow{d}$  and  $\xrightarrow{p}$ .

Given a vector  $a = [a_1, \dots, a_n]^\top$ , let  $\text{Diag}(a)$  denote the diagonal matrix with  $(i, i)$ -th entry being  $a_i$ ; sometimes we write  $\text{Diag}(a_i)$  when it is convenient to define each  $a_i$  inline. Let  $A^\dagger$  denote the Moore–Penrose inverse of the matrix  $A$ ,  $e_j$  the  $j$ -th unit vector, and  $[n] = \{1, \dots, n\}$ .



**Fig. 2.** Finite FPPE (left) and limit FPPE (right). In a finite FPPE, there are a finite number of items. In a limit FPPE, the item set is a continuum.

**2.2.1 Basic Definitions, Limit FPPE and Regularity Conditions.** We introduce the definitions of limit FPPE and two regularity conditions on the market. We have  $n$  buyers and a possibly continuous set of items  $\Theta$  with an integrating measure  $d\theta$ . For example, one could take  $\Theta = [0, 1]$  and  $d\theta =$  the Lebesgue measure on  $[0, 1]$ . An FPPE requires the following elements.

- The *budget*  $b_i$  of buyer  $i$ . Let  $b = (b_1, \dots, b_n)$ .
- The *valuation* for buyer  $i$  is a function  $v_i \in L_+^1$ , i.e., buyer  $i$  has valuation  $v_i(\theta)$  (value per unit supply) of item  $\theta \in \Theta$ . Let  $v : \Theta \rightarrow \mathbb{R}^n$ ,  $v(\theta) = [v_1(\theta), \dots, v_n(\theta)]$ . We assume  $\bar{v} = \max_i \sup_{\theta} v_i(\theta) < \infty$ .
- The *supplies* of items are given by a function  $s \in L_+^\infty$ , i.e., item  $\theta \in \Theta$  has  $s(\theta)$  unit of supply. Without loss of generality, we assume a unit total supply  $\int_{\Theta} s d\theta = 1$ . Given  $g : \Theta \rightarrow \mathbb{R}$ , we let  $\mathbb{E}[g] = \int_{\Theta} g(\theta)s(\theta) d\theta$  and  $\text{Var}[g] = \mathbb{E}[g^2] - (\mathbb{E}[g])^2$ . Given  $t$  i.i.d. draws  $\{\theta^1, \dots, \theta^t\}$  from  $s$ , let  $P_t g(\cdot) = \frac{1}{t} \sum_{\tau=1}^t g(\theta^\tau)$ .

Next we introduce the market equilibrium concepts that are the foundation of our study. For that we leverage the *first-price pacing equilibrium* (FPPE) concept put forward by Conitzer et al. [2022a]. FPPE models equilibrium outcomes under budget-management systems employed in several practical settings. Each buyer is assigned a *pacing multiplier*  $\beta_i$ , which is used to control their budget expenditure. For each individual auction  $\theta$ , the buyer bids  $\beta_i v_i(\theta)$ , which can be seen as their adjusted valuation after factoring in their budget constraint (in practice, the valuation  $v_i(\theta)$  may not be the buyer's true valuation, but instead their unscaled bid reported to the platform). The goal of the budget management system is to achieve an equilibrium, meaning that it must ensure that buyers spend their budget exactly by appropriately choosing  $\beta_i$ . If the budget cannot be fully spent, then no pacing must occur (i.e.,  $\beta_i = 1$ ).

We now formally define the pacing equilibrium concepts in the case of infinite (below) and finite number of users (in the next section), as illustrated by Fig 2.

DEFINITION 1 (LIMIT FPPE, CONITZER ET AL. [2022A], GAO AND KROER [2022]). A limit FPPE, denoted as  $\text{FPPE}(b, v, s, \Theta)$ , is the unique tuple  $(\beta, p(\cdot)) \in [0, 1]^n \times L_+^1(\Theta)$  such that there exist  $x_i : \Theta \rightarrow [0, 1]$  for all  $i \in [n]$ ,

- (1) (First-price) Prices are determined by first price auctions: for all item  $\theta \in \Theta$ ,  $p(\theta) = \max_i \beta_i v_i(\theta)$ . Only highest bidders obtain items: for all  $i$  and  $\theta$ ,  $x_i(\theta) > 0$  implies  $\beta_i v_i(\theta) = \max_k \beta_k v_k(\theta)$
- (2) (Feasibility, market clearing) Buyers are budget constrained: for all  $i$ ,  $\int x_i(\theta) p(\theta) s(\theta) d\theta \leq b_i$ . There is no overselling: for all  $\theta$ ,  $\sum_{i=1}^n x_i(\theta) \leq 1$ . All items are for which there is competition are fully allocated: for all  $\theta$ ,  $p(\theta) > 0$  implies  $\sum_{i=1}^n x_i(\theta) = 1$ .
- (3) (No unnecessary pacing) For all  $i$ ,  $\int x_i(\theta) p(\theta) s(\theta) d\theta < b_i$  implies  $\beta_i = 1$ .

Let  $\beta^*$  and  $p^*$  be the equilibrium pacing multipliers and prices. Revenue in the limit FPPE is  $\text{REV}^* = \int p^*(\theta) s(\theta) d\theta$ . It measures the profitability of the auction platform. The leftover budgets for buyers are  $\delta_i^* = b_i - \int p^*(\theta) s(\theta) x_i^*(\theta) d\theta$ .

The first two conditions simply describe the possible outcomes of an auction system that uses pacing as the budget management strategy. The last condition, no unnecessary pacing, ensures that we only scale down a buyer's bids in case their budget constraint is binding. FPPE has many nice properties, including that they are competitive equilibria and that they are revenue-maximizing among budget-feasible pacing multipliers [Conitzer et al., 2022a].

In a pacing auction market  $\mathcal{M} = \text{FPPE}(b, v, s, \Theta)$  the following two regularity conditions are important for the study of its statistical properties.

DEFINITION 2 (SMO). We say the smoothness condition holds if the map  $\beta \mapsto \mathbb{E}_s[\max_i \beta_i v_i(\theta)]$  is twice continuously differentiable in a neighborhood of  $\beta^*$ .

DEFINITION 3 (SCS). We say strict complementary slackness holds if, whenever a buyer is unpaced ( $\beta_i^* = 1$ ), then her leftover budget is strictly positive ( $\delta_i^* > 0$ ).

The condition SMO ensures that in the limit market, items that incur a tie are measure zero. The condition SCS rules out degenerate buyers that spend their budget exactly at  $\beta_i^*$ . See Liao and Kroer [2023] and Liao et al. [2023] for an extensive discussion about these conditions.

2.2.2 *Finite FPPE.* Next we introduce finite FPPE, which models the auction data we observe in practice. Let  $\gamma = (\theta^1, \dots, \theta^t)$  be a sequence of items. Assume each item has the same supply of  $\sigma \in \mathbb{R}_+$  units. A finite FPPE is a limit FPPE where the supply is a discrete measure supported on the observed items  $\gamma$ . Let  $v_i^\tau = v_i(\theta^\tau)$ .

DEFINITION 4 (FINITE FPPE, CONITZER ET AL. [2022A]). Given  $(b, v, \sigma, \gamma)$ , the observed FPPE,  $\widehat{\text{FPPE}}(b, v, \sigma, \gamma)$ , is the unique tuple  $(\beta, p) \in [0, 1]^n \times \mathbb{R}_+^t$  such that there exist  $x_i^\tau \in [0, 1]$ :

- (First-price) For all  $\tau$ ,  $p^\tau = \max_i \beta_i v_i^\tau$ . For all  $i$  and  $\tau$ ,  $x_i^\tau > 0$  implies  $\beta_i v_i^\tau = \max_k \beta_k v_k^\tau$ .
- (Supply and budget feasible) For all  $i$ ,  $\sigma \sum_{\tau=1}^t x_i^\tau p^\tau \leq b_i$ . For all  $\tau$ ,  $\sum_{i=1}^n x_i^\tau \leq 1$ . (Market clearing) For all  $\tau$ ,  $p^\tau > 0$  implies  $\sum_{i=1}^n x_i^\tau = 1$ .
- (No unnecessary pacing) For all  $i$ ,  $\sigma \sum_{\tau=1}^t x_i^\tau p^\tau < b_i$  implies  $\beta_i = 1$ .

In Liao and Kroer [2023], it is shown that if  $\gamma$  consists of  $t$  i.i.d. draws from distribution  $s$ , and one takes  $\sigma = 1/t$ , then the pacing multiplier in  $\widehat{\text{FPPE}}(b, v, 1/t, \gamma)$  converges to the pacing multiplier in  $\text{FPPE}(b, v, s, \Theta)$  in probability. Also note that the  $\widehat{\text{FPPE}}(tb, v, 1, \gamma)$  converges to the same limit FPPE  $\text{FPPE}(b, v, s, \Theta)$  because the pacing multiplier of a finite FPPE does not change when budgets and supplies are multiplied by the same scalar.

2.2.3 *The Eisenberg-Gale Program.* Both the limit FPPE and the finite FPPE have convex program characterizations [Chen et al., 2007, Conitzer et al., 2022a, Gao and Kroer, 2022]. We define the dual



Eisenberg-Gale (EG) objective for a single item  $\theta$  as

$$F(\theta, \beta) = f(\beta, \theta) - \sum_{i=1}^n b_i \log \beta_i, \quad f(\beta, \theta) = \max_{i \in [n]} \beta_i v_i(\theta). \quad (1)$$

The population and sample (dual) EG objectives are then defined as

$$H(\beta) = \mathbb{E}[F(\theta, \beta)], \quad H_t(\beta) = \frac{1}{t} \sum_{\tau=1}^t F(\theta^\tau, \beta). \quad (2)$$

We say  $\mathcal{H}$  is the Hessian of market  $\mathcal{M}$  when  $\mathcal{H} = \nabla^2 \int F(\theta, \beta) s \, d\theta|_{\beta=\beta^*}$ .

The equilibrium pacing multipliers  $\beta^*$  in  $\text{FPPE}(b, v, s, \Theta)$  can be recovered through the population dual EG program

$$\beta^* = \arg \min_{\beta \in (0,1]^n} H(\beta). \quad (3)$$

The pacing multiplier  $\beta^*$  is the unique solution to Eq. (3). Let  $\beta^\gamma$  be the equilibrium pacing multiplier in  $\text{FPPE}(b, v, 1/t, \gamma)$ . Then  $\beta^\gamma$  solves the sample analogue of Eq. (3):

$$\beta^\gamma = \arg \min_{\beta \in (0,1]^n} H_t(\beta). \quad (4)$$

Let us briefly comment on the differential structure of  $f$ , since it plays a role in later sections. The function  $f(\beta, \theta)$  is a convex function of  $\beta$  and its subdifferential  $\partial_\beta f(\beta, \theta)$  is the convex hull of  $\{v_i e_i : \text{index } i \text{ such that } \beta_i v_i(\theta) = \max_k \beta_k v_k(\theta)\}$ , with  $e_i$  being the base vector in  $\mathbb{R}^n$ . When  $\max_i \beta_i v_i(\theta)$  is attained by a unique  $i^*$ , the function  $f(\cdot, \theta)$  is differentiable. In that case, all entries of  $\nabla_\beta f(\beta, \theta)$  are zero except that the  $i^*$ -th entry is filled with the value  $v_{i^*}(\theta)$ .

### 3 SETUP: INTERFERENCE AS CONTAMINATION

In this section, we discuss how to estimate market equilibria when there is contamination in the supply. Then, we show that interference from other markets can be viewed as a form of contamination, and so the problem of removing interference bias can be analyzed via our contamination framework.

#### 3.1 Contaminated First-Price Pacing Equilibrium

We assume that we are in the same FPPE setting as before: there are  $n$  buyers, each with budget  $b_i$ , and an item set  $\Theta$ . However, now we assume that  $\Theta$  is partitioned into  $\Theta_{\text{good}}$  and  $\Theta_{\text{bad}}$ . Let  $s$  be supported on  $\Theta_{\text{good}}$  and  $s'$  on  $\Theta_{\text{bad}}$ . We define the  $\alpha$ -contaminated market and the uncontaminated market by

$$\mathcal{M}_\alpha = \text{FPPE}(b, v, s_\alpha, \Theta), \quad \mathcal{M}_0 = \text{FPPE}(b, v, s, \Theta),$$

where  $s_\alpha = \alpha s' + (1 - \alpha)s$ . Our goal is to perform inference about FPPE properties in the limit FPPE with the item set  $\Theta_{\text{good}}$  and supply  $s$ . However, we are given access to finite FPPEs sampled from  $s_\alpha$  instead. In particular, let  $\gamma$  be  $t$  i.i.d. draws from  $s_\alpha$  and let

$$\widehat{\mathcal{M}}_\alpha = \widehat{\text{FPPE}}(b, v, 1/t, \gamma).$$

We assume knowledge of  $\alpha$  throughout the paper. In practice, this can often be estimated from historical data; in the parallel A/B test setting, this can be estimated directly from the sampled set of items, since we know which items are good and bad in that setting. Let  $\beta^*$  and  $\beta_\alpha^*$  be the limit pacing multipliers in  $\mathcal{M}_0$  and  $\mathcal{M}_\alpha$ , respectively. Let  $\beta_\alpha^\gamma$  be the pacing multipliers in the sampled market  $\widehat{\mathcal{M}}_\alpha$  and let  $H_{\alpha,t}(\beta) = \frac{1}{t} \sum_{\tau=1}^t F(\theta^\tau, \beta)$  be the sample EG objective.

Now, if we wanted to make inferences about  $\mathcal{M}_\alpha$  then we could use existing statistical inference theory on how to use data in a finite FPPE  $\widehat{\mathcal{M}}_\alpha$  to make inferences about the limit FPPE  $\mathcal{M}_\alpha$ . In recent work of Liao and Kroer [2023], it is shown that for an *influence function*  $D_\alpha : \Theta \rightarrow \mathbb{R}$  (to be defined in Thm. 3), the asymptotic distribution of  $\beta_\alpha^Y$  around  $\beta_\alpha^*$  satisfies

$$\sqrt{t}(\beta_\alpha^Y - \beta_\alpha^*) = \frac{1}{\sqrt{t}} \sum_{\tau=1}^t (D_\alpha(\theta^\tau) - \mathbb{E}_\alpha[D_\alpha(\theta)]) + o_p(1),$$

where  $\{\theta^\tau\}$  is the set of items sampled in  $\gamma$ . Our central research question can now be formulated as follows:

*How can we use the data in the finite contaminated market  $\widehat{\mathcal{M}}_\alpha$  to make inferences about the uncontaminated limit market  $\mathcal{M}_0$ ?*

### 3.2 Interference as Contamination

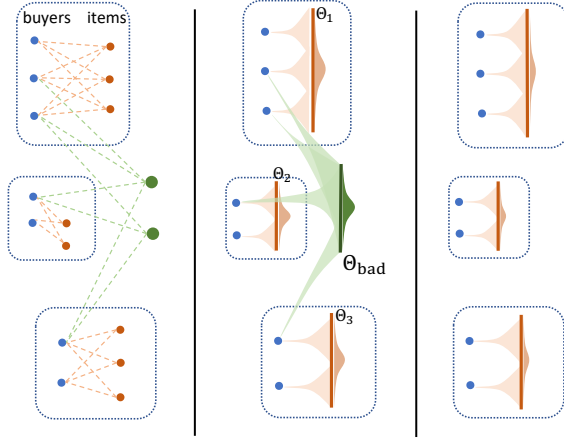
Now we show how the contamination model from the previous section can be used to model interference. Consider  $K$  separated auction markets, which together form a global market. In the global market there are  $n$  buyers, each with budget  $b_i$ , and an item set  $\Theta$ , partitioned into  $\Theta_{\text{good}}$  and  $\Theta_{\text{bad}}$ . Let  $C_1, \dots, C_K$  be a partition of the buyers,  $\Theta_1, \dots, \Theta_K$  be a partition of the good item set  $\Theta_{\text{good}}$ , and  $s_1, \dots, s_K$  be a set of supply functions, supported on  $\Theta_1, \dots, \Theta_K$  respectively. The  $k$ -th submarket consists of buyers in  $C_k$ , the item set  $\Theta_k$  and supply  $s_k$ . Let  $s = \frac{1}{K} \sum_k s_k$  be the average mixture and  $s'$  be a supply supported on  $\Theta_{\text{bad}}$ . Let the contaminated supply be  $s_\alpha = \alpha s' + (1 - \alpha)s$ .

By imposing structure on  $\Theta_{\text{good}}$  and  $\Theta_{\text{bad}}$  the contamination model can capture interference among auction markets. We assume that submarkets are separated, which models the ideal case where there is no interference. A buyer  $i \in C_k$  is only interested in items from the submarket he belongs to:  $v_i(\theta) = 0$  for  $\theta \in \Theta_{k'}, k' \neq k$ . Next, we let  $\Theta_{\text{bad}}$  represent items that cause outbound edges from submarkets; see the green edges in Fig 3 left panel. An item is referred to as *bad* if it has positive values for buyers from at least two different submarkets. Formally,  $\theta \in \Theta_{\text{bad}}$  if there exist  $i \in C_k, j \in C_{k'}, k \neq k'$ , such that  $v_i(\theta) > 0$  and  $v_j(\theta) > 0$ . Combining these assumptions, we have that a buyer  $i$  from submarket  $k$  has positive values *only* for items from the sets  $\Theta_k$  and possibly  $\Theta_{\text{bad}}$ . Now we have fully specified a contaminated market setup: we wish to make inferences on the market consisting of only  $\Theta_{\text{good}}$  (which is really  $K$  fully separate submarkets), but we observe an actual market containing items from  $\Theta_{\text{good}} \cup \Theta_{\text{bad}}$ . With this setup, we can use the results developed in the following section to model interference in parallel submarkets.

In Fig 3 we present an example of interference among  $K = 3$  submarkets. The market of interest is the perfectly separated market (right). The reason is, in parallel A/B testing, submarkets are created in a way that each resembles the global market, and when a submarket receives a treatment, the observed quantities in that submarket, such as revenues and social welfare, are considered surrogates for the treatment effect in the global market. However, in practice we only observe the interfered finite market (left), which converges to the interfered limit market (middle). In Sec. 5 we show how to analyze parallel A/B testing using this framework.

## 4 MAIN RESULTS

In this section, we develop a methodology for making inferences about, e.g., pacing multipliers or revenue in the uncontaminated limit FPPE. We introduce a surrogate for pacing multipliers, based on the notion of directional derivatives, and establish its debiasing property in Sec. 4.1. Then, we focus on estimating this surrogate quantity in Sec. 4.2, and develop asymptotic normality results in Sec. 4.3. Secondly, we consider estimating revenue. Revenue can be thought of as a smooth



**Fig. 3.** The model. Left ( $\widehat{\mathcal{M}}_\alpha$ ): the observed market where interference is present among submarkets. Middle ( $\mathcal{M}_\alpha$ ): the limit market with interference from bad item set. Right ( $\mathcal{M}_0$ ): the limit market with perfectly separated submarkets. We use data from the left panel to make inferences about the market in the right panel.

function of pacing multipliers, and we discuss debiased estimation and inference of revenue based on our pacing multiplier results in Sec. 4.4.

Before we proceed we briefly discuss two baseline approaches to the problem; see Table 2 for an overview. The first method is doing nothing, i.e., treating quantities in the contaminated finite market  $\widehat{\mathcal{M}}_\alpha$  as estimators of those in  $\mathcal{M}_0$ . This approach suffers from a significant level of bias, roughly of order  $\Theta(\alpha)$ , and the bias does not vanish as the number of items increases. The second method is that, since we know whether an item comes from the contamination supply  $s'$ , we could throw away the market equilibrium  $\widehat{\mathcal{M}}_\alpha$ , collect the good items, and compute a finite market equilibrium formed by the good items via solving the EG program in Eq. (4). This approach has a vanishing bias but is computationally heavy, especially in real-world advertising platforms where there are millions of buyers. Our proposed approach reduces bias to the order  $o(\alpha)$  and does not require solving large-scale EG programs, by utilizing the equilibrium structure of the observed market  $\widehat{\mathcal{M}}_\alpha$ .

**Table 2.** Comparison of Procedures

Procedure	Bias	Requires solving EG
Ignore interference	$\Theta(\alpha)$	No
Solve EG	$o(1)$	Yes
Our debiasing procedure	$o(\alpha)$	No

#### 4.1 A Debiased Surrogate for Pacing Multipliers

If we view  $\beta_\alpha^*$  as a function of the level of contamination  $\alpha$ , then one can imagine that under sufficient regularity conditions, the pacing multipliers in the perfectly separated market,  $\beta_0^*$ , can be approximated by some form of Taylor expansion of  $\alpha \mapsto \beta_\alpha^*$  at  $\alpha$ . This can be made rigorous by the

notion of directional derivatives. We define

$$d\beta^*(\alpha) = \lim_{\delta \rightarrow 0^+} \frac{\beta_{\alpha-\delta}^* - \beta_\alpha^*}{\delta}. \quad (5)$$

if the limit exists. We will show that  $\beta_\alpha^* + \alpha d\beta^*(\alpha)$  serves as a good approximation to  $\beta^*$ .

We now show that the directional derivative  $d\beta^*(\alpha)$  has a closed-form expression under certain regularity conditions (the conditions are given in Thm. 1; the full proof is given in the appendix). We need a few notations for this expression. Define  $\Delta_\alpha = \int \nabla f(\theta, \beta_\alpha^*)(s - s') d\theta$ . Let  $\mathcal{H}_\alpha = \nabla_{\beta\beta}^2 \int F(\theta, \beta_\alpha^*) s_\alpha d\theta$  be the Hessian matrix in the market  $\mathcal{M}_\alpha$  and  $P_\alpha = \text{Diag}(1(\beta_{\alpha,i}^* < 1))$ . Then, under regularity conditions,

$$d\beta^*(\alpha) = -(P_\alpha \mathcal{H}_\alpha P_\alpha)^\dagger \Delta_\alpha. \quad (6)$$

We present a heuristic argument for Eq. (6) here; for a rigorous treatment we need a perturbation theory result which is given in Lemma 1 in the appendix. Define the contaminated EG objective  $H_\alpha(\beta) = \int F(\beta, \theta) s_\alpha d\theta$ . Then  $\mathcal{H}_\alpha = \nabla^2 H_\alpha(\beta_\alpha^*)$ . The map  $(\beta, \alpha) \mapsto H_\alpha(\beta)$  has gradient  $[\nabla H(\beta^*), \int F(\beta_\alpha^*, \theta)(s' - s) d\theta]^\top$  and Hessian  $[\mathcal{H}_\alpha, -\Delta_\alpha; -\Delta_\alpha^\top, 0]$  at  $(\beta_\alpha^*, \alpha)$ . Then we have the following quadratic approximation of  $H_{\alpha-\delta}(\beta)$

$$H_{\alpha-\delta}(\beta) \approx H_\alpha(\beta_\alpha^*) + \begin{pmatrix} \beta - \beta_\alpha^* \\ -\delta \end{pmatrix}^\top \left( \begin{array}{c} \nabla H_\alpha(\beta_\alpha^*) \\ \int F(\beta_\alpha^*, \theta)(s' - s) d\theta \end{array} \right) + \frac{1}{2} \begin{pmatrix} \beta - \beta_\alpha^* \\ -\delta \end{pmatrix}^\top \begin{pmatrix} \mathcal{H}_\alpha & -\Delta_\alpha \\ -\Delta_\alpha^\top & 0 \end{pmatrix} \begin{pmatrix} \beta - \beta_\alpha^* \\ -\delta \end{pmatrix}.$$

And so

$$\beta_{\alpha-\delta}^* = \arg \min_{\beta \in (0,1]^n} H_{\alpha-\delta}(\beta) \approx \arg \min_{\beta \in (0,1]^n} (\nabla H_\alpha(\beta_\alpha^*) + \delta \Delta_\alpha)^\top \beta + \frac{1}{2} (\beta - \beta_\alpha^*)^\top \mathcal{H}_\alpha (\beta - \beta_\alpha^*),$$

where we dropped terms that do not involve  $\beta$ .

Next we need two observations. For  $\delta$  small enough, we have  $\beta_{\alpha-\delta,i}^* = 1$  if  $\beta_{\alpha,i}^* = 1$ . Intuitively, buyers in the market  $\mathcal{M}_\alpha$  with  $\beta_{\alpha,i}^* = 1$  have some nonzero leftover budget, which acts as a buffer to small changes in supply, and thus their pacing multipliers remain one. Next, we also note  $\beta \mapsto \nabla H_\alpha(\beta_\alpha^*)^\top \beta$  is constant on the set  $\{\beta : \beta_i = 1 \text{ if } \beta_{\alpha,i}^* = 1\}$  by complementary slackness. Then we further simplify and obtain

$$\beta_{\alpha-\delta}^* \approx \arg \min_{\beta_i=1 \text{ if } \beta_{\alpha,i}^*=1} \delta \Delta_\alpha^\top \beta + \frac{1}{2} (\beta - \beta_\alpha^*)^\top \mathcal{H}_\alpha (\beta - \beta_\alpha^*).$$

The right-hand side is just a linearly constrained quadratic optimization problem, which admits a closed-form solution  $\beta_\alpha^* - \delta (P_\alpha \mathcal{H}_\alpha P_\alpha)^\dagger \Delta_\alpha$ . Now we define a debiased pacing multiplier

$$\tilde{\beta}^* = \beta_\alpha^* + \alpha \cdot (- (P_\alpha \mathcal{H}_\alpha P_\alpha)^\dagger \Delta_\alpha). \quad (7)$$

**THEOREM 1 (ANALYSIS OF BIAS).** *Suppose that in the market  $\mathcal{M}_0$  conditions SMO and SCS hold, and assume that  $\beta \mapsto \nabla^2 \int F(\beta, \theta) s' d\theta$  is twice continuously differentiable in a neighborhood of  $\beta^*$ . Then the directional derivative  $d\beta^*(\cdot)$  is well-defined in a neighborhood of zero, and is given by Eq. (6). Moreover, as  $\alpha \downarrow 0$ ,*

$$\|\tilde{\beta}^* - \beta^*\|_2 = o(\alpha).$$

The proof of Thm. 1 is given in App. B.1. Thm. 1 indicates that the debiased surrogate  $\tilde{\beta}^*$  removes first-order bias caused by interference. The limit pacing multipliers  $\beta_\alpha^*$  of the contaminated market  $\mathcal{M}_\alpha$  will have bias of order  $\beta_\alpha^* - \beta^* = \Theta(\alpha)$ . In contrast, Thm. 1 shows that the debiased surrogate only incurs a bias of order  $o(\alpha)$ .

## 4.2 The Estimator

In this section we introduce a plug-in estimator for the debiased surrogate  $\tilde{\beta}^*$  and introduce a consistency theorem. In next section we discuss constructing confidence intervals.

To estimate  $d\beta^*(\alpha)$  in Eq. (6) we need estimates of its three components: the Hessian  $\mathcal{H}_\alpha = \nabla_{\beta\beta}^2 \int F(\theta, \beta_\alpha^*) s_\alpha d\theta$ , the diagonal matrix  $P_\alpha$  and the vector  $\Delta_\alpha = \int \nabla f(\theta, \beta_\alpha^*)(s - s') d\theta$ .

- **The Hessian.** For simplicity in our theoretical results, we will simply assume a generic Hessian estimator  $\widehat{\mathcal{H}}_\alpha$  such that for some  $\eta_t \downarrow 0$  we have  $\widehat{\mathcal{H}}_\alpha - \mathcal{H}_\alpha = O_p(\eta_t)$ . Hong et al. [2015] discuss the estimation of the derivative in detail. Different kinds of statistical guarantees require different rate conditions on  $\eta_t$ ; see Theorems 2 and 3. We then introduce two Hessian estimators: one is applicable for general FPPE, while the other requires an extra market regularity condition. The first Hessian estimator is the finite difference method. Let  $e_i, e_j$  be basis vectors and  $\varepsilon_t$  be a step-size. Then the estimator is

$$\widehat{\mathcal{H}}_\alpha[i, j] = [H_{\alpha,t}(\beta_{++}^Y) - H_{\alpha,t}(\beta_{+-}^Y) - H_{\alpha,t}(\beta_{-+}^Y) + H_{\alpha,t}(\beta_{--}^Y)] / (4\varepsilon_t^2),$$

where  $\beta_{\pm\pm}^Y = \beta_\alpha^Y \pm e_i \varepsilon_t \pm e_j \varepsilon_t$ , and  $H_{\alpha,t}(\beta) = \frac{1}{t} \sum_{\tau=1}^t F(\theta^\tau, \beta)$ , with  $\{\theta^\tau\}_\tau$  being the items in  $\widehat{\mathcal{M}}_\alpha$ . In practice, a diagonal approximation of the Hessian suffices. The second method relies on an additional regularity condition, in which case we derive a simplified formula for the Hessian, thereby enabling a simpler estimation procedure (see Thm. 3).

- **The vector  $\Delta_\alpha$ .** Let  $g$  be the Radon-Nikodym ratio  $g(\theta) = (d(s - s')/ds_\alpha)(\theta) = \frac{1}{1-\alpha} \mathbf{1}_{\Theta_{\text{good}}}(\theta) - \frac{1}{\alpha} \mathbf{1}_{\Theta_{\text{bad}}}(\theta)$ . With the ratio  $g$ , the true vector  $\Delta_\alpha$  can be written as  $\Delta_\alpha = \int g(\theta) \nabla f(\theta, \beta_\alpha^*) s_\alpha(\theta) d\theta$ , which is easy to estimate given i.i.d. draws from  $s_\alpha$ . In particular, our estimator is then

$$\widehat{\Delta}_\alpha = \frac{1}{t} \sum_{\tau=1}^t g(\theta^\tau) \mu^\tau.$$

Here  $\mu^\tau = [x_1^\tau v_1^\tau, \dots, x_n^\tau v_n^\tau]^\top$  is a subgradient of  $f(\theta^\tau, \beta_\alpha^Y)$  w.r.t.  $\beta$ .

- **The diagonal matrix  $P_\alpha$ .** Recall  $P_\alpha = \text{Diag}(1(\beta_{\alpha,i}^* < 1))$ . So a natural estimator is  $\widehat{P}_\alpha = \text{Diag}(1(\beta_{\alpha,i}^Y < 1 - \iota_t))$ , where the slackness  $\iota_t \asymp \frac{1}{\sqrt{t}}$ .

With all three components estimated, using  $\beta_\alpha^Y$  is the pacing multiplier in the market  $\widehat{\mathcal{M}}_\alpha$  we define the plug-in estimator for  $d\beta^*(\alpha)$  in Eq. (6) as

$$\widehat{\beta} = \beta_\alpha^Y - \alpha \cdot (\widehat{P}_\alpha \widehat{\mathcal{H}}_\alpha \widehat{P}_\alpha)^\dagger \widehat{\Delta}_\alpha. \quad (8)$$

**THEOREM 2 (CONSISTENCY).** *If  $\eta_t = o(1)$ , then  $\widehat{\beta} \xrightarrow{P} \tilde{\beta}^*$ . The proof is in App. B.2.*

## 4.3 Asymptotic Normality and Inference

We present two asymptotic normality results. In the first result, we require a stronger condition on the Hessian error rate  $\eta_t$ . In particular, as will be shown in Thm. 3, the rate condition  $\eta_t = o(1/\sqrt{t})$  is sufficient for normality. One could use a separate large historical dataset to obtain a good estimate of the Hessian matrix. In the second result, we impose an additional condition on market structure which simplifies the Hessian expression and facilitates efficient Hessian estimation. To describe the additional market structure, we define the gap between the highest and the second-highest bid for an item  $\theta$  under pacing  $\beta$  by

$$\text{bidgap}(\beta, \theta) = \max\{\beta_i v_i(\theta)\} - \text{secondmax}\{\beta_i v_i(\theta)\},$$

where  $\text{secondmax}$  is the second-highest entry potentially equal to the highest; e.g.,  $\text{secondmax}([1, 1, 2]) = 1$ . When there is a tie for an item  $\theta$  under pacing  $\beta$ , we have  $\text{bidgap}(\beta, \theta) = 0$ . When there is no tie for an item  $\theta$ , the gap  $\text{bidgap}(\beta, \theta)$  is strictly positive.

For any  $g : \Theta \rightarrow \mathbb{R}$ , let  $\mathbb{E}_\alpha[g] = \int g s_\alpha d\theta$  and  $\text{Cov}_\alpha(g) = \mathbb{E}_\alpha[(g - \mathbb{E}_\alpha[g])(g - \mathbb{E}_\alpha[g])^\top]$ . Recall  $\widehat{\beta}^*$  is the debiased surrogate in Eq. (7) and  $\widehat{\beta}$  is its estimator defined in Eq. (8).

We need to introduce a few more notations to describe the normality results. First, let

$$D_\alpha = -(P_\alpha \mathcal{H}_\alpha P_\alpha)^\dagger \nabla f(\cdot, \beta_\alpha^*),$$

As mentioned previously, the pacing multipliers in the contaminated market converge to the limit counterpart and have the representation

$$\sqrt{t}(\beta_\alpha^y - \beta_\alpha^*) = \frac{1}{\sqrt{t}} \sum_{\tau=1}^t (D_\alpha(\theta^\tau) - \mathbb{E}_\alpha[D_\alpha(\theta^\tau)]) + o_p(1).$$

In the statistics literature, the function  $D_\alpha(\cdot) - \mathbb{E}[D_\alpha]$  is called the influence function [van der Vaart, 2000]. For our debiased estimators, we need the following (uncentered) influence functions.

$$\begin{aligned} IF_1(\theta) &= \left(\frac{1}{1-\alpha} \mathbf{1}_{\Theta_{\text{good}}}(\theta)\right) D_\alpha(\theta), \\ IF_2(\theta) &= IF_1(\theta) - 2\alpha \text{Diag}(\beta_{\alpha,i}^* \Delta_{\alpha,i} b_i^{-1}) D_\alpha(\theta). \end{aligned}$$

**THEOREM 3 (ASYMPTOTIC NORMALITY).** *Let scs and SMO hold in  $\mathcal{M}_\alpha$ .*

1. *It holds that  $\widehat{\beta} - \widehat{\beta}^* = Z_t + O_p(\eta_t) + o_p(\frac{1}{\sqrt{t}})$ , where*

$$\sqrt{t}Z_t \xrightarrow{d} \mathcal{N}(0, \Sigma_1)$$

with  $\Sigma_1 = \text{Cov}_\alpha(IF_1)$ .

2. *If in addition  $\mathbb{E}_\alpha[1/\text{bidgap}(\beta_\alpha^*, \theta)] < \infty$ , then  $\mathcal{H}_\alpha = \text{Diag}(b_i/(\beta_{\alpha,i}^*)^2)$ . Suppose we estimate  $\mathcal{H}_\alpha$  with  $\widehat{\mathcal{H}}_\alpha = \text{Diag}(b_i/(\beta_{\alpha,i}^y)^2)$ . Then*

$$\sqrt{t}(\widehat{\beta} - \widehat{\beta}^*) \xrightarrow{d} \mathcal{N}(0, \Sigma_2)$$

where  $\Sigma_2 = \text{Cov}_\alpha(IF_2)$ . *The proof is in App. B.3.*

Thm. 3 part 1 shows how the error of the Hessian estimate affects the distribution of the estimator  $\widehat{\beta}$ . If  $\eta_t = o(1/\sqrt{t})$ , then the decomposition becomes  $\sqrt{t}(\widehat{\beta} - \widehat{\beta}^*) = \sqrt{t}Z_t + o_p(1)$ , implying asymptotic normality, i.e.  $\sqrt{t}(\widehat{\beta} - \widehat{\beta}^*) \xrightarrow{d} \mathcal{N}(0, \Sigma_1)$ , in which case one can construct an ellipsoidal confidence region for  $\widehat{\beta}^*$ . Thm. 3 part 2 shows direct asymptotic normality under the extra condition, with a simpler Hessian estimator that avoids step-sizes.

To perform inference, we need to construct a consistent estimate of the covariance matrix. Now we describe a plug-in estimate of  $\Sigma_1$ . Let the estimator  $\widehat{IF}_1^\tau$  be

$$\widehat{IF}_1^\tau = -\left(\frac{1}{1-\alpha} \mathbf{1}_{\Theta_{\text{good}}}(\theta^\tau)\right) (\widehat{P}_\alpha \widehat{\mathcal{H}}_\alpha \widehat{P}_\alpha)^\dagger \mu^\tau,$$

where  $\mu^\tau = [x_1^\tau v_1^\tau, \dots, x_n^\tau v_n^\tau]^\top$ , and  $\widehat{P}_\alpha, \widehat{\mathcal{H}}_\alpha$  have been defined in Sec. 4.2. The plug-in estimator is

$$\widehat{\Sigma}_1 = \frac{1}{t} \sum_{\tau=1}^t (\widehat{IF}_1^\tau - \overline{\widehat{IF}_1})(\widehat{IF}_1^\tau - \overline{\widehat{IF}_1})^\top$$

with  $\overline{\widehat{IF}_1} = \frac{1}{t} \sum_{\tau=1}^t \widehat{IF}_1^\tau$ . By similar arguments as in Liao et al. [2023], the plug-in estimates of  $\Sigma_1$  and  $\Sigma_2$  are consistent. ?? 1 summarizes the debiasing procedure.

**ALGORITHM 1:** Debiasing procedure

**Input.** Budgets  $[b_1, \dots, b_n]$ . Values  $v_i^r$ . First-price allocation  $x_i^r \in [0, 1]$ . The observed equilibrium pacing multipliers  $\beta_\alpha^Y = [\beta_1^Y, \dots, \beta_n^Y]$ . Proportion of bad items  $\alpha$ . Desired confidence level  $(1 - c) \in (0, 1)$ .

1. Estimate the Hessian matrix  $\widehat{\mathcal{H}}_\alpha$ , e.g. via  $\widehat{\mathcal{H}}_\alpha = \text{Diag}(b_i / (\beta_{\alpha,i}^Y)^2)$ , or using finite differences.
2. Compute relevant quantities  $\widehat{P}_\alpha, \widehat{\Delta}_\alpha, \mu^\tau$ .
3. Compute the debiased estimator  $\widehat{\beta}$  and covariance matrix  $\widehat{\Sigma}_1$ .
4. Output confidence region:  $\widehat{\beta} + (\chi_{n,c} / \sqrt{t}) \widehat{\Sigma}_1^{1/2} \mathbb{B}$ , where  $\chi_{n,c}^2$  is the  $(1 - c)$ -quantile of a chi-square distribution with degree  $n$ , and  $\mathbb{B}$  is the unit ball in  $\mathbb{R}^n$ .

**4.4 Results for Revenue**

The revenue in the good market is defined as  $\text{REV}^* = \int \max_i \{v_i(\theta) \beta_i^*\} s(\theta) d\theta$ . We define the debiased revenue surrogate and its estimator

$$\widetilde{\text{REV}}^* = \int \max_i \{v_i(\theta) \widetilde{\beta}_i^*\} s(\theta) d\theta, \quad (9)$$

$$\widehat{\text{REV}} = \frac{1}{1 - \alpha} \frac{1}{t} \sum_{\tau=1}^t \mathbf{1}_{\Theta_{\text{good}}}(\theta^\tau) \max_i \{v_i(\theta^\tau) \widehat{\beta}_i\}. \quad (10)$$

In words, we approximate  $\widetilde{\text{REV}}^*$  with the revenue generated in the market where buyers bid according to the pacing profile  $\widetilde{\beta}^*$ , and then we estimate this via plug-in estimation on the subset of items that are good.

**THEOREM 4.** *Let the conditions from Thm. 1 and Thm. 3 hold. The debiased revenue removes first-order bias:  $\widetilde{\text{REV}}^* = \text{REV}^* + o(\alpha)$ . Assume that  $\sqrt{t}(\widehat{\beta} - \widetilde{\beta}^*)$  has influence function  $IF$ , i.e.,  $\sqrt{t}(\widehat{\beta} - \widetilde{\beta}^*) = \frac{1}{\sqrt{t}} \sum_{\tau=1}^t IF(\theta^\tau) + o_p(1)$ , then  $\sqrt{t}(\widehat{\text{REV}} - \widetilde{\text{REV}}^*) \xrightarrow{d} \mathcal{N}(0, \sigma_{\text{REV}}^2)$  where  $\sigma_{\text{REV}}^2 = \text{Cov}_\alpha(IF_{\text{REV}})$ ,  $IF_{\text{REV}}(\cdot) = \frac{1}{1 - \alpha} (\mathbf{1}_{\Theta_{\text{good}}}(\cdot) f(\cdot, \widetilde{\beta}^*) + \mathbb{E}_\alpha[\nabla f(\theta, \widetilde{\beta}^*) \mathbf{1}_{\Theta_{\text{good}}}(\theta)]^\top IF(\cdot))$ . The proof is in App. B.4.*

Examples of influence functions compatible with Thm. 4 are the influence functions in Thm. 3.

We have two methods to construct CIs for the debiased revenue surrogate in Eq. (7). The first method is based on the asymptotic normality results in Thm. 4. In the second method, a revenue CI is constructed based on a CI for  $\beta_\alpha^*$ . Suppose  $\mathbb{CI}$  is some confidence region for  $\beta_\alpha^*$ . Then  $\{\frac{1}{1 - \alpha} \frac{1}{t} \sum_{\tau=1}^t \mathbf{1}_{\Theta_{\text{good}}}(\theta^\tau) \max_i v_i(\theta^\tau) \beta_i : \beta \in \mathbb{CI}\}$  serves as a CI for revenue. Another way to utilize a pacing multiplier CI is based on the observation that revenue is a monotone function of the pacing multiplier. Let  $\underline{\beta}_i = \min\{\beta_i : \beta \in \mathbb{CI}\}$  and  $\bar{\beta}_i = \max\{\beta_i : \beta \in \mathbb{CI}\}$ . Then another natural (potentially wider) CI for  $\widetilde{\text{REV}}^*$  is  $[\underline{\text{REV}}, \overline{\text{REV}}]$ , where

$$\underline{\text{REV}} = \frac{1}{1 - \alpha} \frac{1}{t} \sum_{\tau=1}^t \mathbf{1}_{\Theta_{\text{good}}}(\theta^\tau) \max_i v_i(\theta^\tau) \underline{\beta}_i, \quad \overline{\text{REV}} = \frac{1}{1 - \alpha} \frac{1}{t} \sum_{\tau=1}^t \mathbf{1}_{\Theta_{\text{good}}}(\theta^\tau) \max_i v_i(\theta^\tau) \bar{\beta}_i. \quad (11)$$

**5 PARALLEL A/B TEST UNDER INTERFERENCE**

In this section, we use the theory from the previous sections to formulate a statistical inference theory for parallel A/B tests under interference.

Consider  $K$  auction markets in which we want to run parallel A/B tests. There are  $n$  buyers, each with budget  $b_i$  corresponding to one unit supply of items, and an item set  $\Theta$ , partitioned into  $\Theta_{\text{good}}$  and  $\Theta_{\text{bad}}$ . Let  $C_1, \dots, C_K$  be a partition of the buyers,  $\Theta_1, \dots, \Theta_K$  be a partition of the good item set  $\Theta_{\text{good}}$ , and  $s_1, \dots, s_K$  be a set of supply functions, supported on  $\Theta_1, \dots, \Theta_K$  respectively. The  $k$ -th

submarket consists of buyers in  $C_k$ , the item set  $\Theta_k$  and supply  $s_k$ . Let  $s = \frac{1}{K} \sum_k s_k$  be the average mixture and  $s'$  be a supply supported on  $\Theta_{\text{bad}}$ .

To model treatment application we introduce the *potential value functions*

$$v(0) = (v_1(0, \cdot), \dots, v_n(0, \cdot)), \quad v(1) = (v_1(1, \cdot), \dots, v_n(1, \cdot)).$$

If item  $\theta$  is exposed to treatment  $w \in \{0, 1\}$ , then its value to buyer  $i$  will be  $v_i(w, \theta)$ .

We extend the structure on  $\Theta_{\text{bad}}$  and  $\Theta_{\text{good}}$  introduced in Sec. 3.2 to A/B testing here. We assume these submarkets are separated. This is to model the ideal case where there is no interference. A buyer  $i \in C_k$  is only interested in items from the submarket he belongs to:  $v_i(w, \theta) = 0$  for  $\theta \in C_{k'}, k' \neq k$ , and  $w \in \{0, 1\}$ . An item is called a bad item if it has positive values for buyers from different submarkets. Formally,  $\theta \in \Theta_{\text{bad}}$  if there exist  $w \in \{0, 1\}$ ,  $i \in C_k, j \in C_{k'}, k \neq k'$ , so that  $v_i(w, \theta) > 0$  and  $v_j(w, \theta) > 0$ . A buyer  $i$  from submarket  $k$  has a (potentially) positive value only for items in  $\Theta_k \cup \Theta_{\text{bad}}$ .

**Step 1. The treatment effects.** Let  $\mathcal{M}(w, k) = \text{FPPE}(\{b_i\}_{i \in C_k}, \{v_i(\cdot, w)\}_{i \in C_k}, s_k, \Theta_k)$  be the  $k$ -th limit submarket under treatment  $w \in \{0, 1\}$ , and let revenue be  $\text{REV}_k^*(w)$ . Then the treatment effect in the submarket  $k$  is  $\tau_k^* = \text{REV}_k^*(1) - \text{REV}_k^*(0)$ . Equivalently, all  $K$  submarkets can be formed simultaneously,  $\mathcal{M}(w) = \text{FPPE}(\frac{1}{K}b, v(w), s, \Theta)$ . The scaling  $1/K$  in budgets ensures that a buyer in  $C_k$  has budget  $b_i/K$  to bid for items in  $\Theta_k$ , whose supply in  $\mathcal{M}(w)$  is  $\frac{1}{K}s_k$ . The  $k$ -th component of  $\mathcal{M}(w)$  corresponds to  $\mathcal{M}(w, k)$ .

**Step 2. The experiment.** A practical parallel A/B test scheme is as follows.

*Step 2.1. Budget splitting.* Decide on a budget split ratio  $\pi_0, \pi_1$  satisfying  $\pi_0 + \pi_1 = 1$ , and split budgets accordingly. Choose A/B test size  $t$ , the total number of impressions in each submarket summed across treatments. Then, the budget of buyer  $i$  for treatment 0 will be  $\pi_0 t b_i$ , and  $\pi_1 t b_i$  for treatment 1. This is because  $b_i$  is normalized to correspond to one unit of total supply.

*Step 2.2. Observe markets with interference.* Draw items/impressions from  $\alpha s' + (1 - \alpha)s$ . Draw  $\lfloor \pi_0 t \rfloor$  items for each submarket under treatment 0 and  $\lfloor \pi_1 t \rfloor$  for treatment 1. A total of  $t_w = \lfloor \pi_w t K \rfloor$  items are drawn for the whole market under treatment  $w$ . Since items come from the contaminated distribution, roughly a small fraction  $\alpha$  of the  $t_w$  items cause interference.

The data observed following the described A/B test scheme can be compactly represented by two finite FPPEs (one for each treatment) (Def. 4):  $\widehat{\mathcal{M}}_\alpha(w) = \widehat{\text{FPPE}}(\pi_w t b, v(w), 1, \gamma)$ , where  $\gamma \subset \Theta$  consists of  $t_w = \lfloor \pi_w t K \rfloor$  i.i.d. draws from the mixture  $\alpha s' + (1 - \alpha)s$ .

It can be shown that the observed market  $\widehat{\mathcal{M}}_\alpha(w)$  converges to  $\mathcal{M}_\alpha(w) = \text{FPPE}(\frac{1}{K}b, v(w), s_\alpha, \Theta)$ .

**Step 3. Debiasing  $\beta$ .** Following previous section, we can debias  $\widehat{\mathcal{M}}_\alpha(w)$  to approximate  $\mathcal{M}(w)$ . Let  $\widehat{\beta}(w)$  be the debiased pacing multiplier.

**Step 4. Revenue estimator.** Estimate  $\widehat{\text{REV}}_k(w)$  by

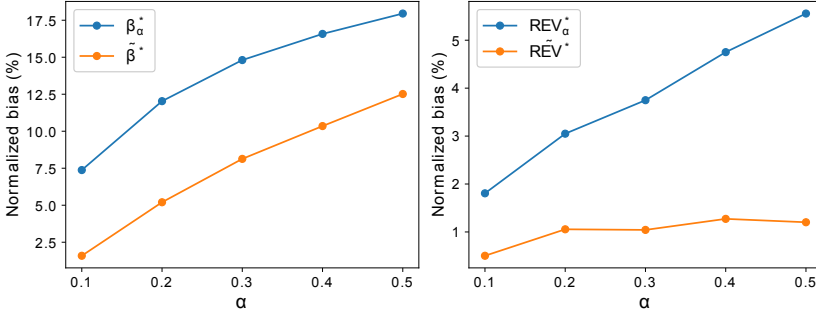
$$\frac{1}{\pi_w(1 - \alpha)t} \sum_{\tau=1}^{t_w} 1_{\Theta_k}(\theta^\tau) \max_{i \in C_k} v_i(\theta^\tau) \widehat{\beta}_i(w).$$

Then  $\widehat{\tau}_k = \widehat{\text{REV}}_k(1) - \widehat{\text{REV}}_k(0)$  and a variance estimate can be obtained by either asymptotic normality, confidence region of  $\beta$ , or bootstrap.

## 6 EXPERIMENT

To evaluate our proposed framework and debiased estimator, we run both fully synthetic and semi-synthetic simulations to check if the proposed estimator for beta and revenue are indeed less biased as well as the coverage of the proposed estimator.



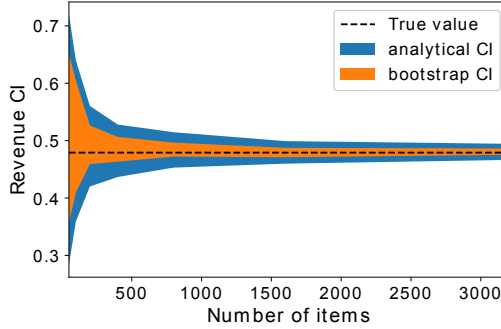


**Fig. 4.** Normalized bias (in percent of true value) as a function of  $\alpha$  in fully synthetic experiments.  $\tilde{\beta}^*$  and  $\tilde{\text{REV}}^*$  are the debiased surrogates for pacing multiplier and revenue in the limit market with interference  $\mathcal{M}_\alpha$ .

### 6.1 Fully synthetic experiments

In the fully synthetic experiments, we simulate 10 buyers and 1000 *good* items in two submarkets, with a varying number of *bad* items (up to 500) in order to study the effect of the contamination parameter  $\alpha$ . For each  $\alpha$ , we randomly sample a budget from a uniform distribution for each buyer, and compute  $\beta^*$  and  $\text{REV}^*$  from the limit pure market  $\mathcal{M}_0$  with a uniformly distributed value function in each submarket. To check if the debiased surrogate reduces bias, we compute  $\beta_\alpha^*$  and  $\text{REV}_\alpha^*$  from the limit market with interference  $\mathcal{M}_\alpha$  and their surrogates,  $\tilde{\beta}^*$  and  $\tilde{\text{REV}}^*$ . We look at the normalized bias for the surrogate, defined as  $\|\tilde{\beta}^* - \beta^*\|_2 / \|\beta^*\|_2$  for pacing multipliers and as  $|\tilde{\text{REV}}^* / \text{REV}^* - 1|$  for revenue, and similarly defined for the limit quantities. Fig 4 shows the normalized bias curves as a function of  $\alpha$ . It can be seen that the magnitude of the bias increases with  $\alpha$ , for both the variables in the limit market with interference  $\mathcal{M}_\alpha$  and their debiased surrogates. We see that the bias of the debiased surrogates is indeed much smaller than the contaminated limit quantities.

Next, we check the coverage of the proposed variance estimator. For each  $\alpha$  and each budget sample, we run 100 simulations in the following way: We sample items (or their values for each buyer) considering two submarkets and bad items. We then run the finite FPPE with bad items and obtain a baseline estimate for pacing multiplier and revenue without applying the debiasing procedure. Then, we apply the debiasing procedure to compute the debiased estimates. For each simulation, we check if the debiased surrogate is within the confidence interval of the debiased estimator. Finally, we aggregate them to compute the estimated coverage of the estimator. The results for both pacing multiplier and revenue are shown in Table 3. For the coverage of  $\tilde{\beta}$ , we first compute the coverage of each component and report only the average in the table. It is shown that  $\tilde{\beta}$  is slightly over-covered. We found that the over-coverage is mainly due to the over-estimation of the estimator's variance. For revenue, we construct the CI using the two approaches as mentioned in Sec. 4.4: one based on Eq. (11) and the other using parametric bootstrap based on the estimated asymptotic distribution of  $\tilde{\beta}$  (with "(b)" in the column names). First of all, we show in Fig 5 that both CIs converges to the true value from the limit market with interference  $\mathcal{M}_\alpha$  as the number of items goes to infinity. Then, in Table 3, we show that the bootstrap CI width is much smaller compared to that from Eq. (11). However, both CIs are over-covered, higher than the nominal level (95%). It is expected though that the CI from Eq. (11) is relatively large and hence conservative since it uses the min and max of each  $\beta_i$ , hence likely living outside of the confidence region ( $n$ -dimension ellipsoid) for  $\tilde{\beta}$  and leading to over-coverage. For the bootstrap CI, it requires enough bootstrap samples to



**Fig. 5.** Revenue confidence intervals as a function of the number of items. The analytic CI comes from Eq. (11). The true value is the debiased surrogates for revenue in the limit market with interference  $\mathcal{M}_\alpha$ .

fully explore the whole boundary of the confidence region of  $\widehat{\beta}$ , as well as an accurate estimate of the asymptotic distribution of  $\widehat{\beta}$ . In our fully synthetic simulation, our hypothesis is that the over-coverage of the bootstrap CI is mainly due to the over-estimation of the variance for  $\widehat{\beta}$ .

$\alpha$	$\widehat{\beta}$		$\widehat{\text{REV}}$		
	coverage	CI width	CI width (b)	coverage	coverage (b)
100/1100	0.993	0.132	0.043	1.0	1.0
200/1200	0.994	0.141	0.059	1.0	1.0
300/1300	0.980	0.107	0.059	1.0	1.0
400/1400	0.983	0.098	0.064	1.0	1.0
500/1500	0.971	0.108	0.069	1.0	1.0

**Table 3.** Coverage of  $\widehat{\beta}$  and revenue estimates in fully synthetic experiments. All quantities are averaged over 100 simulations for each  $\alpha$ . The coverage of  $\widehat{\beta}$  is averaged over all components of  $\widehat{\beta}$ . For revenue estimates, the columns with "(b)" represent the quantities from the bootstrap CI, while the columns without "(b)" are for the CI from Eq. (11). The CI widths are normalized by the revenue from the limit market  $\mathcal{M}_\alpha$ .  $\alpha$  is expressed as the ratio of the number of bad items and the total items.

## 6.2 Semi-synthetic experiments

We perform semi-synthetic experiments almost in the same way as with fully synthetic ones. The difference is that values are sampled from historical bidding data, making the budget and value distributions heavy-tailed. This matches real-world applications better, instead of the uniform distributions of the fully synthetic experiments. More specifically, we first sample a certain number of auctions. For each auction, we sample a given number of advertisers with their per-impression bids. Advertisers that are sampled across different auctions are treated as the same buyers and their budgets are determined by aggregating their values over auctions up to a scalar to calibrated to get the percentage of budget-constrained buyers equal to what was observed in the real-world auction market, along the same lines as the experiments of Conitzer et al. [2022b].

We observe similar results in terms of biases as in the fully synthetic experiments. The biases of the debiased surrogates are smaller than those from the limit market with interference  $\mathcal{M}_\alpha$ , with similar bias- $\alpha$  curves as shown in Fig 4. Coverage estimates for  $\widehat{\beta}$  and  $\widehat{\text{REV}}$  are shown in Table 4. The

CI from Eq. (11) is still very conservative as expected, achieving 100% coverage for all  $\alpha$ . However, unlike the fully synthetic experiment, the coverage for  $\widehat{\beta}$  is slightly smaller than the nominal level, as well as the coverage of the bootstrap CI of revenue. The under-coverage for  $\widehat{\beta}$  is mainly driven by the under-estimation of the variance of  $\widehat{\beta}$ , while the under-coverage of the bootstrap CI for revenue can also be partially attributed to the higher dimensionality (with 40 buyers), making the bootstrap resampling harder to explore the whole space. Although the proposed variance estimator has good asymptotic properties, the results from both the fully and semi- synthetic experiments suggest that it can perform badly, in either direction, for finite markets. Constructing more accurate variance estimators for our debiased estimator in finite settings would certainly mitigate the over- or under-coverage issues that we observe here and deserve more future research. One promising alternative is to construct the CI for  $\widehat{\beta}$  and  $\widehat{\text{REV}}$  by directly bootstrapping the observed value matrix, though this might work best in a setting where the limit market has independent valuations across buyers.

$\alpha$	$\widehat{\beta}$	$\widehat{\text{REV}}$			
	coverage	CI width	CI width (b)	coverage	coverage (b)
1000/11000	0.877	0.244	0.044	1.0	0.95
2000/12000	0.849	0.225	0.043	1.0	0.87
3000/13000	0.852	0.210	0.041	1.0	0.81
4000/14000	0.828	0.200	0.040	1.0	0.90
5000/15000	0.826	0.191	0.039	1.0	0.90

**Table 4.** Coverage of  $\widehat{\beta}$  and revenue estimates in the semi-synthetic experiments. All quantities are averaged over 100 simulations for each  $\alpha$  (the ratio of the number of bad items and the total items). The coverage of  $\widehat{\beta}$  is averaged over all components of  $\widehat{\beta}$ . For revenue estimates, the columns with "(b)" represent the quantities from the bootstrap CI, while the columns without "(b)" are for the CI from Eq. (11). The CI widths are normalized by the revenue from the limit market  $\mathcal{M}_\alpha$ .

## 7 CONCLUSION

We have proposed a practical experimental design for performing concurrent A/B tests in large-scale ad auction markets, using a submarket clustering approach, and showed that in production experiments, this submarket clustering approach leads to strong sign consistency performance, as compared to A/B testing on the full market, while allowing significantly-higher A/B test throughput. In order to model the potential for interference between submarket A/B tests, we introduced a theoretical model of statistical inference in first-price pacing equilibrium problems, under settings with supply contamination. We showed how one can perform statistical inference in such a setting using a debiased estimation procedure, and studied the statistical properties of this procedure. We then showed how our model of statistical inference in FPPE with contamination can be used to model the submarket clustering parallel A/B test design, and gave theoretical guarantees on performance. Finally, we presented numerical experiments on fully synthetic and semi-synthetic data derived from Meta ad auctions. The experiments showed that our proposed debiased estimator achieves smaller biases and its statistical coverage on realistic data is generally in line with the predictions from our theory.

## REFERENCES

- Gagan Aggarwal, Ashwinkumar Badanidiyuru, and Aranyak Mehta. 2019. Autobidding with constraints. In *Web and Internet Economics: 15th International Conference, WINE 2019, New York, NY, USA, December 10–12, 2019, Proceedings 15*. Springer, 17–30.
- Peter M. Aronow and Cyrus Samii. 2017. Estimating average causal effects under general interference, with application to a social network experiment. *The Annals of Applied Statistics* 11, 4 (2017), 1912 – 1947. <https://doi.org/10.1214/16-AOAS1005>
- Susan Athey, Dean Eckles, and Guido W. Imbens. 2018. Exact p-Values for Network Interference. *J. Amer. Statist. Assoc.* 113, 521 (2018), 230–240. <https://doi.org/10.1080/01621459.2016.1241178> arXiv:<https://doi.org/10.1080/01621459.2016.1241178>
- Moshe Babaioff, Richard Cole, Jason Hartline, Nicole Immorlica, and Brendan Lucier. 2021. Non-Quasi-Linear Agents in Quasi-Linear Mechanisms. In *12th Innovations in Theoretical Computer Science Conference (ITCS 2021)*, Vol. 185. 84.
- Santiago Balseiro, Yuan Deng, Jieming Mao, Vahab Mirrokni, and Song Zuo. 2021a. Robust auction design in the auto-bidding world. *Advances in Neural Information Processing Systems* 34 (2021), 17777–17788.
- Santiago Balseiro, Anthony Kim, Mohammad Mahdian, and Vahab Mirrokni. 2017. Budget management strategies in repeated auctions. In *Proceedings of the 26th International Conference on World Wide Web*. 15–23.
- Santiago Balseiro, Anthony Kim, Mohammad Mahdian, and Vahab Mirrokni. 2021b. Budget-Management Strategies in Repeated Auctions. *Operations research* 3 (2021), 859–876.
- Santiago Balseiro, Christian Kroer, and Rachitesh Kumar. 2023. Contextual standard auctions with budgets: Revenue equivalence and efficiency guarantees. *Management Science* (2023).
- Santiago R Balseiro, Omar Besbes, and Gabriel Y Weintraub. 2015. Repeated auctions with budgets in ad exchanges: Approximations and design. *Management Science* 61, 4 (2015), 864–884.
- Santiago R Balseiro and Yonatan Gur. 2019. Learning in repeated auctions with budgets: Regret minimization and equilibrium. *Management Science* 65, 9 (2019), 3952–3968.
- Guillaume W. Basse, Hossein Azari Soufiani, and Diane Lambert. 2016. Randomization and The Pernicious Effects of Limited Budgets on Auction Experiments. In *Proceedings of the 19th International Conference on Artificial Intelligence and Statistics (Proceedings of Machine Learning Research, Vol. 51)*, Arthur Gretton and Christian C. Robert (Eds.). PMLR, Cadiz, Spain, 1412–1420. <https://proceedings.mlr.press/v51/basse16b.html>
- Christian Borgs, Jennifer Chayes, Nicole Immorlica, Kamal Jain, Omid Etesami, and Mohammad Mahdian. 2007. Dynamics of bid optimization in online advertisement auctions. In *Proceedings of the 16th international conference on World Wide Web*. 531–540.
- Lihua Chen, Yinyu Ye, and Jiawei Zhang. 2007. A note on equilibrium pricing as convex optimization. In *International Workshop on Web and Internet Economics*. Springer, 7–16.
- Xi Chen, Christian Kroer, and Rachitesh Kumar. 2021. Throttling Equilibria in Auction Markets. In *Web and Internet Economics - 17th International Conference, WINE Proceedings*.
- Xi Chen, Christian Kroer, and Rachitesh Kumar. 2023. The complexity of pacing for second-price auctions. *Mathematics of Operations Research* (2023).
- Alex Chin. 2019. Regression Adjustments for Estimating the Global Treatment Effect in Experiments with Interference. *Journal of Causal Inference* 7 (05 2019). <https://doi.org/10.1515/jci-2018-0026>
- Richard Cole, Nikhil R Devanur, Vasilis Gkatzelis, Kamal Jain, Tung Mai, Vijay V Vazirani, and Sadra Yazdanbod. 2017. Convex program duality, fisher markets, and Nash social welfare. In *18th ACM Conference on Economics and Computation, EC 2017*. Association for Computing Machinery, Inc.
- Vincent Conitzer, Christian Kroer, Debmalaya Panigrahi, Okke Schrijvers, Nicolas E Stier-Moses, Eric Sodomka, and Christopher A Wilkens. 2022a. Pacing Equilibrium in First Price Auction Markets. *Management Science* (2022).
- Vincent Conitzer, Christian Kroer, Eric Sodomka, and Nicolas E Stier-Moses. 2022b. Multiplicative pacing equilibria in auction markets. *Operations Research* 70, 2 (2022), 963–989.
- Yuan Deng, Jieming Mao, Vahab Mirrokni, Yifeng Teng, and Song Zuo. 2023. Non-uniform Bid-scaling and Equilibria for Different Auctions: An Empirical Study. *arXiv preprint arXiv:2311.10679* (2023).
- Yuan Deng, Jieming Mao, Vahab Mirrokni, and Song Zuo. 2021. Towards efficient auctions in an auto-bidding world. In *Proceedings of the Web Conference 2021*. 3965–3973.
- Dean Eckles, Brian Karrer, and Johan Ugander. 2017. Design and Analysis of Experiments in Networks: Reducing Bias from Interference. *Journal of Causal Inference* 5, 1 (2017), 20150021. <https://doi.org/doi:10.1515/jci-2015-0021>
- Jason Gaitonde, Yingkai Li, Bar Light, Brendan Lucier, and Aleksandrs Slivkins. 2023. Budget Pacing in Repeated Auctions: Regret and Efficiency Without Convergence. In *14th Innovations in Theoretical Computer Science Conference (ITCS 2023)*, Vol. 251. 52.
- Yuan Gao and Christian Kroer. 2022. Infinite-Dimensional Fisher Markets and Tractable Fair Division. *Operations Research (forthcoming)* (2022).
- Yuan Gao, Christian Kroer, and Alex Peysakhovich. 2021. Online Market Equilibrium with Application to Fair Division. *arXiv preprint arXiv:2103.12936* (2021).

- Shumpei Goke, Gabriel Y Weintraub, Ralph Mastromonaco, and Sam Seljan. 2021. Bidders’ Responses to Auction Format Change in Internet Display Advertising Auctions. *arXiv preprint arXiv:2110.13814* (2021).
- Christopher Harshaw, Fredrik Sävje, David Eisenstat, Vahab Mirrokni, and Jean Pouget-Abadie. 2021. Design and analysis of Bipartite Experiments under a Linear Exposure-Response Model. *arXiv 2103.06392v3* (12 2021). [arXiv:2103.06392v3](https://arxiv.org/abs/2103.06392v3) [stat.ME]
- Han Hong, Aprajit Mahajan, and Denis Nekipelov. 2015. Extremum estimation and numerical derivatives. *Journal of Econometrics* 188, 1 (2015), 250–263.
- Chinmay Karande, Aranyak Mehta, and Ramakrishnan Srikant. 2013. Optimizing budget constrained spend in search advertising. In *Proceedings of the sixth ACM international conference on Web search and data mining*. 697–706.
- Brian Karrer, Liang Shi, Monica Bhole, Matt Goldman, Tyrone Palmer, Charlie Gelman, Mikael Konutgan, and Feng Sun. 2021. Network experimentation at scale. In *Proceedings of the 27th acm sigkdd conference on knowledge discovery & data mining*. 3106–3116.
- Shuangning Li and Stefan Wager. 2022. Random graph asymptotics for treatment effect estimation under network interference. *The Annals of Statistics* 50, 4 (2022), 2334 – 2358. <https://doi.org/10.1214/22-AOS2191>
- Luofeng Liao, Yuan Gao, and Christian Kroer. 2022. Nonstationary dual averaging and online fair allocation. *Advances in Neural Information Processing Systems* 35 (2022), 37159–37172.
- Luofeng Liao, Yuan Gao, and Christian Kroer. 2023. Statistical Inference for Fisher Market Equilibrium. In *The Eleventh International Conference on Learning Representations*. <https://openreview.net/forum?id=KemSBwOYJC>
- Luofeng Liao and Christian Kroer. 2023. Statistical Inference and A/B Testing for First-Price Pacing Equilibria. *International Conference on Machine Learning* (2023).
- Luofeng Liao and Christian Kroer. 2024. Bootstrapping Fisher Market Equilibrium and First-Price Pacing Equilibrium. *arXiv preprint arXiv:2402.02303* (2024).
- Min Liu, Jialiang Mao, and Kang Kang. 2021. Trustworthy and Powerful Online Marketplace Experimentation with Budget-split Design. In *Proceedings of the 27th ACM SIGKDD Conference on Knowledge Discovery & Data Mining (Virtual Event, Singapore) (KDD ’21)*. Association for Computing Machinery, New York, NY, USA, 3319–3329. <https://doi.org/10.1145/3447548.3467193>
- David Rolnick, Kevin Aydin, Jean Pouget-Abadie, Shahab Kamali, Vahab Mirrokni, and Amir Najmi. 2019. Randomized experimental design via geographic clustering. In *Proceedings of the 25th ACM SIGKDD International Conference on Knowledge Discovery & Data Mining*. 2745–2753.
- Paul R Rosenbaum. 2007. Interference Between Units in Randomized Experiments. *J. Amer. Statist. Assoc.* 102, 477 (2007), 191–200. <https://doi.org/10.1198/016214506000001112> [arXiv:https://doi.org/10.1198/016214506000001112](https://arxiv.org/abs/https://doi.org/10.1198/016214506000001112)
- Alexander Shapiro. 1988. Sensitivity analysis of nonlinear programs and differentiability properties of metric projections. *SIAM Journal on Control and Optimization* 26, 3 (1988), 628–645.
- Alexander Shapiro. 1990. On differential stability in stochastic programming. *Mathematical Programming* 47 (1990), 107–116.
- Alexander Shapiro, Darinka Dentcheva, and Andrzej Ruszczyński. 2021. *Lectures on stochastic programming: modeling and theory*. SIAM.
- Gilbert W Stewart. 1977. On the perturbation of pseudo-inverses, projections and linear least squares problems. *SIAM review* 19, 4 (1977), 634–662.
- Johan Ugander, Brian Karrer, Lars Backstrom, and Jon Kleinberg. 2013. Graph Cluster Randomization: Network Exposure to Multiple Universes. In *Proceedings of the 19th ACM SIGKDD International Conference on Knowledge Discovery and Data Mining (Chicago, Illinois, USA) (KDD ’13)*. Association for Computing Machinery, New York, NY, USA, 329–337. <https://doi.org/10.1145/2487575.2487695>
- Aad W van der Vaart. 2000. *Asymptotic statistics*. Vol. 3. Cambridge university press.
- Davide Viviano, Lihua Lei, Guido Imbens, Brian Karrer, Okke Schrijvers, and Liang Shi. 2023. Causal clustering: design of cluster experiments under network interference. *arXiv preprint arXiv:2310.14983* (2023).
- Stefan Wager and Kuang Xu. 2021. Experimenting in Equilibrium. *Management Science* 67, 11 (2021), 6694–6715. <https://doi.org/10.1287/mnsc.2020.3844>
- Corwin M. Zigler and Georgia Papadogeorgou. 2018. Bipartite Causal Inference with Interference. *arXiv 1807.08660v1* (07 2018). [arXiv:1807.08660v1](https://arxiv.org/abs/1807.08660v1) [stat.ME]

## A TECHNICAL LEMMAS

### A.1 A perturbation result for constrained stochastic programs

We introduce a theorem from Shapiro [1990]. Theorem 1 in that paper handles the case where the constraints are also defined as expectations of some random functions, and constraints are also perturbed in the analysis. For simplicity we specialize the theorem to deterministic constraints and

do not perturb constraints. Note that Theorem 7.27 from Shapiro et al. [2021] can also be used to prove our Thm. 1.

Let  $\Theta$  be a probability space equipped with an appropriate  $\sigma$ -algebra. Consider  $F : \Theta \times \mathbb{R}^n \rightarrow \mathbb{R}$  and a set  $B \subset \mathbb{R}^n$ , given by

$$B = \{\beta : g_i(\beta) = 0, i \in I; g_i(\beta) \leq 0, i \in J\}.$$

where  $I$  and  $J$  are finite index sets. Let  $P$  and  $Q$  be two probability measures on  $\Theta$ . Let  $\phi(\beta, \alpha) = (P + \alpha(Q - P))F(\cdot, \beta)$  and  $\phi(\beta) = \phi(\beta, 0)$ . Here  $\min_B \phi$  is the main program of interest and  $Q$  is a perturbation measure. The amount of perturbation is measured by  $\alpha \in [0, 1]$ .

Let  $\beta^*$  be the unique minimizer of  $\phi(\beta)$  over  $B$ . Let  $J^* \subset J$  be the inequality constraints active at  $\beta^*$ , meaning  $g_i(\beta^*) = 0$  for all  $i \in J^*$ . Let  $\beta^*(\alpha)$  be the unique optimal solution to  $\min_B \phi(\cdot, \alpha)$ .

**LEMMA 1 (THEOREM 1 FROM SHAPIRO [1990]).** *Define the Lagrangian function by  $L(\beta, \lambda, \alpha) = \phi(\beta, \alpha) + \sum_{i \in I \cup J} \lambda_i g_i(\beta)$  and  $L_0(\beta, \lambda) = L(\beta, \lambda, 0)$ . Let  $\Lambda_0$  be the set of optimal Lagrangian multipliers<sup>1</sup>. Define the critical cone  $C = \{u : u^\top \nabla g_i(\beta^*) = 0, i \in I; u^\top \nabla g_i(\beta^*) \leq 0 \text{ for } i \in J^*; u^\top \nabla \phi(\beta^*) \leq 0\}$ . Define  $\Lambda_0^* = \arg \max_{\lambda \in \Lambda_0} \sum_{i \in I \cup J} \lambda_i g_i(\beta^*)$ . Assume the following conditions.*

1. *Differentiability. The functions  $\phi(\cdot, 0)$ ,  $\phi(\cdot, 1)$ , and  $g_i, i \in I \cup J$ , are continuously differentiable in a neighborhood of  $\beta^*$ .*
2. *Constraint Qualification. The gradients  $\nabla g_i(\beta^*), i \in I$  are linearly independent. And there exists  $b \in \mathbb{R}^n$  such that  $b^\top \nabla g_i(\beta^*) = 0$  for  $i \in I$  and  $b^\top \nabla g_i(\beta^*) < 0$  for  $i \in J^*$ .*
3. *Differentiability. The functions  $\phi(\cdot, 0)$ ,  $g_i, i \in I \cup J^*$  are twice continuously differentiable in a neighbourhood of  $\beta^*$ .*
4. *Second-order sufficient condition. Assume for all nonzero  $u \in C$ ,  $\max_{\lambda \in \Lambda_0^*} u^\top \nabla_{xx}^2 L_0(\beta^*, \lambda) u > 0$ .*

Define the function  $b$  and the set  $\Sigma$  by

$$b(u) = \max_{\lambda \in \Lambda_0^*} u^\top \nabla_{xt}^2 L_0(\beta^*, \lambda) + \frac{1}{2} u^\top \nabla_{xx}^2 L_0(\beta^*, \lambda) u \quad (12)$$

$$\Sigma = \arg \min u^\top \nabla \phi(\beta^*) \quad (13)$$

$$\text{s.t. } u^\top \nabla g_i(\beta^*) = 0, i \in I; u^\top \nabla g_i(\beta^*) \leq 0, i \in J^*;$$

Then (i) there exists a positive  $K$  such that  $\|\beta^*(\alpha) - \beta^*\| \leq K\alpha$  for all positive  $\alpha$  in a neighborhood of zero. (ii) If, in addition, the function  $b$  has a unique minimizer  $u$  over  $\Sigma$ , then the limit  $\lim_{\alpha \downarrow 0} (\beta^*(\alpha) - \beta^*)/\alpha$  exists and equals to  $u$ .

## B PROOFS

### B.1 Proof of Closed-Form Expression for $d\beta^*(\alpha)$ and Thm. 1

Now we prove Thm. 1.

To begin with, we define directional derivatives. For a probability measure  $P$  on the item set  $\Theta$ , let  $\beta(P)$  be the unique optimal solution to the Eisenberg-Gale program:  $\beta(P) = \min_{\beta \in (0,1]^n} \int F(\theta, \beta) dP(\theta)$ . Let  $P$  and  $Q$  be two measures. When exists, the directional derivative is defined as

$$d\beta(P; Q - P) = \lim_{t \downarrow 0} \frac{\beta(P + t(Q - P)) - \beta(P)}{t}.$$

Step 1. Show there exist  $K > 0$  and  $\bar{\alpha}_1 > 0$  such that  $\|\beta_\alpha^* - \beta^*\| \leq K\alpha$  for  $\alpha \in [0, \bar{\alpha}_1]$ . And  $d\beta(s; s - s') = -(P \mathcal{H}_0 P)^\top \Delta_0$ .

We apply Lemma 1 with  $F(\theta, \beta) = \max_i v_i(\theta) \beta_i - \sum_i b_i \log(\beta_i)$ ,  $g_i(\beta) = \beta_i - 1$ ,  $B = (0, 1]^n$ ,  $dP = s d\theta$ ,  $d(Q - P) = (s - s') d\theta$ .

<sup>1</sup>  $\lambda \in \Lambda_0$  iff  $\nabla_x L_0(\beta_0, \lambda) = 0$  and  $\lambda_i \geq 0, i \in J^*$  and  $\lambda_i = 0$  for all  $j \in J \setminus J^*$ .

By scs in the market  $\mathcal{M}_0$ , the set  $\Sigma$  (defined in Eq. (13)) becomes the plane  $\{u : u_i = 0, i \in I_+\}$  where we recall  $I_+ = \{i : \beta_i^* = 0\}$ . By SMO in  $\mathcal{M}_0$ , we know the Lagrangian multiplier of the EG program in  $\mathcal{M}_0$  is unique, and thus  $b(\cdot)$  defined in Eq. (12) becomes  $b(u) = u^\top \Delta_0 + \frac{1}{2} u^\top \mathcal{H}_0 u$ . We conclude the directional derivative is  $d\beta(s; s - s') = \lim_{\delta \rightarrow 0^+} (\beta_0^* - \beta_{-\delta}^*) / \delta = -(P \mathcal{H}_0 P)^\dagger \Delta_0$ , where  $P = \text{Diag}(1(\beta_i^* < 1))$  and  $\Delta_0 = \int \nabla f(\cdot, \beta^*)(s - s') d\theta$

Step 2. For all  $\alpha \geq 0$  small enough, it holds  $I_\alpha = I$ , where we recall  $I_\alpha = \{i : \beta_{\alpha,i}^* = 1\}$  and  $I = \{i : \beta_i^* = 0\}$ .

First we show  $I \subseteq I_\alpha$ , i.e.,  $\{i : \beta_i^* = 1\} \subseteq \{i : \beta_{\alpha,i}^* = 1\}$  for  $\alpha$  small enough. This is saying, if a constraint  $\beta_i \leq 1$  is strongly active in the EG program of  $\mathcal{M}_0$ , then it is also strongly active in the EG program of the market  $\mathcal{M}_\alpha$ . This holds by Lemma 2.2 from Shapiro [1988] and the scs condition in  $\mathcal{M}_0$ . Next, we show, for small  $\alpha$ ,  $I_\alpha \subseteq I$  by showing  $[n] \setminus I \subseteq [n] \setminus I_\alpha$ , i.e.,  $\{i : \beta_i^* < 1\} \subseteq \{i : \beta_{\alpha,i}^* < 1\}$ . This holds by  $\|\beta_\alpha^* - \beta^*\| \leq K\alpha$  for all  $\alpha \leq \bar{\alpha}_1$ .

Step 3. For all  $\alpha \geq 0$  small enough, the directional derivative  $d\beta(s_\alpha; s - s') = \lim_{\delta \rightarrow 0^+} (\beta_{\alpha-\delta}^* - \beta_\alpha^*) / \delta$  exists and  $\alpha \mapsto d\beta(s_\alpha; s - s')$  is continuous.

Applying Lemma 1 with  $dP = s_\alpha d\theta$  and  $d(Q - P) = (s - s') d\theta$  shows that the directional derivative exists for all  $\alpha$  small enough. Now we find an expression for  $d\beta(s_\alpha; s - s')$ . By SMO in  $\mathcal{M}_0$ , twice continuously differentiability of  $\beta \mapsto \nabla^2 \int F(\beta, \theta) s' d\theta$  in a neighborhood of  $\beta^*$ , and the Lipschitzness result from step 1, we know  $\beta \mapsto \nabla^2 \int F(\theta, \beta) s_\alpha d\theta$  is twice continuously differentiable at  $\beta_\alpha^*$ , which implies uniqueness of Lagrangian multiplier in the market  $\mathcal{M}_\alpha$ , for all  $\alpha$  small enough (Lemma 2.2 from Shapiro [1988]). And thus  $b(\cdot)$  defined in Eq. (12) becomes  $b(u) = u^\top \Delta_\alpha + \frac{1}{2} u^\top \mathcal{H}_\alpha u$ . Next, the scs condition in the market  $\mathcal{M}_0$  implies SCS in  $\mathcal{M}_\alpha$  for all  $\alpha$  small enough. The set  $\Sigma$  (defined in Eq. (13)) becomes the plane  $\{u : u_i = 0, i \in I_\alpha\}$ . The quadratic program  $\min_\Sigma b$  has a closed-form solution:  $u = -(P_\alpha \mathcal{H}_\alpha P_\alpha)^\dagger \Delta_\alpha$  where  $P_\alpha = \text{Diag}(1(\beta_{\alpha,i}^* < 1))$ ,  $\Delta_\alpha = \int \nabla f(\cdot, \beta_\alpha^*)(s - s') d\theta$ . And we apply  $I_\alpha = I$  for all  $\alpha$  small enough from step 2, and so  $P_\alpha = P$ . We conclude

$$d\beta(s_\alpha; s - s') = -(P \mathcal{H}_\alpha P)^\dagger \Delta_\alpha$$

for all  $\alpha$  small enough.

Next, we show that the map  $\alpha \mapsto (P \mathcal{H}_\alpha P)^\dagger \Delta_\alpha$  is continuous for all  $\alpha$  small enough. To see this, note  $\mathcal{H}_\alpha = \nabla^2 \int F(\theta, \beta_\alpha^*) s_\alpha d\theta = (1 - \alpha) \nabla^2 \int F(\cdot, \beta_\alpha^*) s d\theta + \alpha \nabla^2 \int F(\cdot, \beta_\alpha^*) s' d\theta$  is continuous in  $\alpha$ . The  $P$  matrix is fixed, and so  $\alpha \mapsto P \mathcal{H}_\alpha P$  is continuous. Without loss of generality, suppose  $I^c = \{i : \beta_i^* < 0\} = [k]$  are the first  $k$  buyers. Then  $P \mathcal{H}_\alpha P$  creates a matrix with upper left  $k$ -by- $k$  block equal to the upper left  $k$ -by- $k$  block of  $\mathcal{H}_\alpha$ , denoted  $\mathcal{H}_{\alpha, I^c I^c}$ , and zeros everywhere else. Then  $(P \mathcal{H}_\alpha P)^\dagger$  is a matrix with upper left block being  $(\mathcal{H}_{\alpha, I^c I^c})^{-1}$  and zeros everywhere else. Since  $\mathcal{H}_\alpha$  is positive definite for all small  $\alpha$ , the submatrix  $\mathcal{H}_{\alpha, I^c I^c}$  must also be positive definite. And so  $\alpha \mapsto (\mathcal{H}_{\alpha, I^c I^c})^{-1}$  is continuous, implying continuity of  $\alpha \mapsto (P \mathcal{H}_\alpha P)^\dagger$ . Finally,  $\Delta_\alpha = \int \nabla f(\cdot, \beta_\alpha^*)(s - s') d\theta$  is continuous in  $\alpha$ .

Step 4. The desired claim:  $\tilde{\beta}^* - \beta^* = o(\alpha)$ . Note  $d\beta^*(\alpha)$  defined in Eq. (6) is exactly  $d\beta(s_\alpha; s - s')$ . And so

$$\begin{aligned} \tilde{\beta}^* - \beta^* &= \beta_\alpha^* + \alpha d\beta(s_\alpha; s - s') - \beta^* \\ &= (\beta^* - \alpha d\beta(s_0; s - s') + o(\alpha)) + \alpha d\beta(s_\alpha; s - s') - \beta^* \\ &= \alpha(d\beta(s_\alpha; s - s') - d\beta(s_0; s - s')) + o(\alpha) = o(\alpha). \end{aligned}$$

where the last line uses continuity in  $\alpha$  of the directional derivative. This completes the proof of Thm. 1.

## B.2 Proof of Thm. 2

Recall the estimator  $\widehat{\beta} = \beta_\alpha^y - \alpha(\widehat{P}_\alpha \widehat{\mathcal{H}}_\alpha \widehat{P}_\alpha)^\dagger \widehat{\Delta}_\alpha$  and the debiased surrogate is  $\widetilde{\beta}^* = \beta_\alpha^* - \alpha(P_\alpha \mathcal{H}_\alpha P_\alpha)^\dagger \Delta_\alpha$ . By results from Liao and Kroer [2023] we know that scs and SMO in the market  $\mathcal{M}_\alpha$  and  $\eta_t = o(1)$  imply  $\beta_\alpha^y \xrightarrow{P} \beta_\alpha^*$  and  $(\widehat{P}_\alpha \widehat{\mathcal{H}}_\alpha \widehat{P}_\alpha)^\dagger \xrightarrow{P} (P_\alpha \mathcal{H}_\alpha P_\alpha)^\dagger$ . Finally,  $\widehat{\Delta}_\alpha \xrightarrow{P} \Delta_\alpha$  holds by the law of large numbers. We complete the proof of Thm. 2.

## B.3 Proof of Thm. 3

Recall the estimator  $\widehat{\beta} = \beta_\alpha^y - \alpha(\widehat{P}_\alpha \widehat{\mathcal{H}}_\alpha \widehat{P}_\alpha)^\dagger \widehat{\Delta}_\alpha$  and the debiased surrogate is  $\widetilde{\beta}^* = \beta_\alpha^* - \alpha(P_\alpha \mathcal{H}_\alpha P_\alpha)^\dagger \Delta_\alpha$ . Define

$$Z_t = \beta_\alpha^y - \beta_\alpha^* - \alpha(P_\alpha \mathcal{H}_\alpha P_\alpha)^\dagger (\widehat{\Delta}_\alpha - \Delta_\alpha) \quad (14)$$

$$\mathfrak{U}_t = -\alpha((\widehat{P}_\alpha \widehat{\mathcal{H}}_\alpha \widehat{P}_\alpha)^\dagger - (P_\alpha \mathcal{H}_\alpha P_\alpha)^\dagger) \Delta_\alpha \quad (15)$$

$$\zeta_t = -\alpha((\widehat{P}_\alpha \widehat{\mathcal{H}}_\alpha \widehat{P}_\alpha)^\dagger - (P_\alpha \mathcal{H}_\alpha P_\alpha)^\dagger) (\widehat{\Delta}_\alpha - \Delta_\alpha) \quad (16)$$

Then clearly  $\widehat{\beta} - \widetilde{\beta}^* = Z_t + \mathfrak{U}_t + \zeta_t$ .

Step 1. We show  $\sqrt{t}Z_t$  converges to a normal distribution. By Liao and Kroer [2023], it holds

$$\sqrt{t}(\beta_\alpha^y - \beta_\alpha^*) = \frac{1}{\sqrt{t}} \sum_{\tau=1}^t D_\alpha(\theta^\tau) - \mathbb{E}[D_\alpha] + o_p(1) \quad (17)$$

where  $D_\alpha(\theta) = -(P_\alpha \mathcal{H}_\alpha P_\alpha)^\dagger \nabla f(\theta, \beta_\alpha^*)$  is the influence function. Next, we define the likelihood ratio function  $g(\theta) = (d(s-s')/ds_\alpha)(\theta) = -\frac{1}{\alpha} 1_{\Theta_{\text{bad}}}(\theta) + \frac{1}{1-\alpha} 1_{\Theta_{\text{good}}}(\theta)$ . Then  $\Delta_\alpha = \int \nabla f(\cdot, \beta_\alpha^*)(s-s') d\theta = \int g(\cdot) \nabla f(\cdot, \beta_\alpha^*) s_\alpha(\cdot) d\theta$ . Then by definition  $\widehat{\Delta}_\alpha$  can be written as  $\widehat{\Delta}_\alpha = P_t(g(\cdot) \nabla f(\cdot, \beta_\alpha^y))$  where  $P_t h(\cdot) = \frac{1}{t} \sum_{\tau=1}^t h(\theta^\tau)$  and  $\theta^\tau$  are i.i.d. draws from  $s_\alpha$ . Also let  $v_t h = \sqrt{t}(P_t h - \int h s_\alpha d\theta)$ . By the decomposition,

$$\sqrt{t}(\widehat{\Delta}_\alpha - \Delta_\alpha) \quad (18)$$

$$= \sqrt{t} \left( P_t(g(\cdot) \nabla f(\cdot, \beta_\alpha^y)) - \int g(\cdot) \nabla f(\cdot, \beta_\alpha^*) s_\alpha d\theta \right) \quad (19)$$

$$= \sqrt{t} \left( P_t(g(\cdot) \nabla f(\cdot, \beta_\alpha^y)) - \int g(\cdot) \nabla f(\cdot, \beta_\alpha^*) s_\alpha d\theta \right) + v_t(g(\cdot) (\nabla f(\cdot, \beta_\alpha^y) - \nabla f(\cdot, \beta_\alpha^*))) \quad (20)$$

$$= v_t(g(\cdot) \nabla f(\cdot, \beta_\alpha^y)) + o_p(1), \quad (21)$$

where the last line follows by a stochastic equicontinuity argument as in Liao and Kroer [2023]. Finally,  $D_\alpha(\cdot) - \alpha g(\cdot) (P_\alpha \mathcal{H}_\alpha P_\alpha)^\dagger \nabla f(\cdot, \beta_\alpha^*)$  is exactly the influence function  $IF_1(\cdot)$  defined in the theorem.

Step 2. Show  $\mathfrak{U}_t = O_p(\eta_t)$ .

We need a matrix perturbation result.

LEMMA 2 (THEOREM 2.2 FROM STEWART [1977]). *Let  $A$  and  $B = A + E$  be nonsingular square matrices, and  $\|A^{-1}\| \|E\| < 1$ . Here  $\|\cdot\|$  is the operator norm. Then*

$$\|B^{-1} - A^{-1}\| \leq \frac{\|A^{-1}\|^2}{1 - \|E\| \|A^{-1}\|} \|E\|. \quad (22)$$

By Liao and Kroer [2023], we know  $\mathbb{P}(\widehat{P}_\alpha = P_\alpha) \rightarrow 1$ . Without loss of generality, suppose  $I_\alpha^c = \{i : \beta_{\alpha,i}^* < 0\} = [k]$  are the first  $k$  buyers. Then  $(P_\alpha \mathcal{H}_\alpha P_\alpha)$  creates a matrix with upper left  $k$ -by- $k$  block equal to the upper left  $k$ -by- $k$  block of  $\mathcal{H}_\alpha$ , denoted  $\mathcal{H}_{\alpha, I_\alpha^c I_\alpha^c}$ , and zeros everywhere else. Under the event  $\{\widehat{P}_\alpha = P_\alpha\}$ , the matrix  $(\widehat{P}_\alpha \widehat{\mathcal{H}}_\alpha \widehat{P}_\alpha)$  is one with upper left  $k$ -by- $k$  block being



upper left  $k$ -by- $k$  block of  $\widehat{\mathcal{H}}_\alpha$ , denoted  $\widehat{\mathcal{H}}_{\alpha, I^c I^c}$ , and zeros everywhere else. Now let  $A = \widehat{\mathcal{H}}_{\alpha, I^c I^c}$  and  $B = \mathcal{H}_{\alpha, I^c I^c}$ . It is clear that  $\|\mathbf{U}_t\|_2 \leq \alpha \|\Delta_\alpha\|_2 \|A^{-1} - B^{-1}\| = O_p(\eta_t)$  by Lemma 2.

Step 3. Show  $\zeta_t = o_p(\frac{1}{\sqrt{t}})$ . From previous derivation,  $\widehat{\Delta}_\alpha - \Delta_\alpha = O_p(1/\sqrt{t})$  and  $(\widehat{P}_\alpha \widehat{\mathcal{H}}_\alpha \widehat{P}_\alpha)^\dagger - (P_\alpha \mathcal{H}_\alpha P_\alpha)^\dagger = O_p(\eta_t) = o_p(1)$ . We conclude  $\zeta_t = O_p(1/\sqrt{t}) o_p(1) = o_p(1/\sqrt{t})$ .

We complete the proof of Thm. 3 part 1.

Now we prove part 2. The claim that  $\mathcal{H}_\alpha = \text{Diag}(b_i/(\beta_{\alpha,i}^*)^2)$  follows from Liao et al. [2023]. Next we derive the asymptotic distribution. We only need to handle the  $\mathbf{U}_t$  term defined as before. Under the event  $\{\widehat{P}_\alpha = P_\alpha\}$ , we have  $\mathbf{U}_t = -\text{Diag}(\alpha \Delta_{\alpha,i} 1(\beta_{\alpha,i}^* < 1) b_i^{-1}) (\beta_\alpha^Y \circ \beta_\alpha^Y - \beta_\alpha^* \circ \beta_\alpha^*)$ . By Liao and Kroer [2023] we know  $\sqrt{t}(\beta_\alpha^Y - \beta_\alpha^*) = \frac{1}{\sqrt{t}} \sum_{\tau=1}^t (D_\alpha(\theta^\tau) - \mathbb{E}_\alpha[D_\alpha]) + o_p(1)$ . So by the delta method,

$$\sqrt{t}(\beta_\alpha^Y \circ \beta_\alpha^Y - \beta_\alpha^* \circ \beta_\alpha^*) = \text{Diag}(2\beta_\alpha^*) \frac{1}{\sqrt{t}} \sum_{\tau=1}^t (D_\alpha(\theta^\tau) - \mathbb{E}_\alpha[D_\alpha]) + o_p(1).$$

Summarizing,

$$\sqrt{t}\mathbf{U}_t = -\text{Diag}(2\beta_{\alpha,i}^* \alpha \Delta_{\alpha,i} 1(\beta_{\alpha,i}^* < 1) b_i^{-1}) \frac{1}{\sqrt{t}} \sum_{\tau=1}^t (D_\alpha(\theta^\tau) - \mathbb{E}_\alpha[D_\alpha]) + o_p(1)$$

Note that for  $i$  such that  $\beta_{\alpha,i}^* = 1$ , the  $i$ -th entry of  $D_\alpha$  will be zero almost surely, so the indicator can be dropped in the diagonal matrix. Now let  $IF_2(\theta) = -\text{Diag}(2\alpha \beta_{\alpha,i}^* \Delta_{\alpha,i} b_i^{-1}) D_\alpha + IF_1$ , where we recall  $IF_1$  is defined in Thm. 3. Then under the condition that  $\mathbb{E}_\alpha[\frac{1}{\text{bidgap}(\beta_\alpha^*, \theta)}] < \infty$ , we have  $\sqrt{t}(\widehat{\beta} - \widetilde{\beta}^*) \xrightarrow{d} \mathcal{N}(0, \mathbb{E}_\alpha[(IF_2 - \mathbb{E}_\alpha[IF_2])(IF_2 - \mathbb{E}_\alpha[IF_2])^\top])$ .

#### B.4 Proof of Thm. 4

PROOF. Note

$$\begin{aligned} & \left| \int \max_i (v_i(\theta) \widetilde{\beta}_i^*) s(\theta) d\theta - \int \max_i (v_i(\theta) \beta_i^*) s(\theta) d\theta \right| \\ & \leq \int |\max_i (v_i(\theta) \widetilde{\beta}_i^*) s(\theta) - \max_i (v_i(\theta) \beta_i^*) s(\theta)| d\theta \\ & \leq \max_i \sup_\theta v_i(\theta) \cdot \|\beta^* - \widetilde{\beta}^*\|_\infty = o(\alpha) \end{aligned}$$

as  $\alpha \downarrow 0$ .

Let  $P_t h(\cdot) = \frac{1}{t} \sum_{\tau=1}^t h(\theta^\tau)$  and  $\theta^\tau$  are i.i.d. draws from  $s_\alpha$ , and  $Ph(\cdot) = \int h s_\alpha$ . Let  $g(\cdot) = ds/ds_\alpha = \frac{1}{1-\alpha} 1_{\Theta_{\text{good}}}$ . Also let  $v_t h = \sqrt{t}(P_t h - \int h s_\alpha d\theta)$ . We change the measure and write  $\widetilde{\text{REV}}^* = \int f(\theta, \widetilde{\beta}^*) s d\theta = \int f(\theta, \widetilde{\beta}^*) g(\theta) s_\alpha d\theta$ . For the claim regarding asymptotic normality, note

$$\begin{aligned} & \sqrt{t}(\widetilde{\text{REV}} - \widetilde{\text{REV}}^*) \\ & = \sqrt{t}[P_t f(\cdot, \widehat{\beta}) g(\cdot) - P f(\cdot, \widetilde{\beta}^*) g(\cdot)] \\ & = \sqrt{t}[P_t f(\cdot, \widetilde{\beta}^*) g(\cdot) - P f(\cdot, \widetilde{\beta}^*) g(\cdot)] + \sqrt{t}[P f(\cdot, \widehat{\beta}) g(\cdot) - P f(\cdot, \widetilde{\beta}^*) g(\cdot)] \\ & \quad + \sqrt{t}(P_t - P)(f(\cdot, \widehat{\beta}) g(\cdot) - f(\cdot, \widetilde{\beta}^*) g(\cdot)) \\ & = v_t(f(\cdot, \widetilde{\beta}^*) g(\cdot)) + v_t(\mathbb{E}_\alpha[g(\cdot) \nabla f(\cdot, \widetilde{\beta}^*)]^\top IF(\cdot)) + o_p(1) \end{aligned}$$

where the last line follows by the delta method and a stochastic equicontinuity argument. We complete the proof of the theorem.  $\square$