

# Triply Periodic Helical Weaves

Duston Wetzel<sup>1</sup>, Paul Gailiunas<sup>2</sup>, Moses Gaither-Ganim<sup>3</sup>, and William Holt<sup>4</sup>

<sup>1</sup>Southern Illinois University - Carbondale, Carbondale, IL, USA; [dustonwetzel@live.com](mailto:dustonwetzel@live.com)

<sup>2</sup>Newcastle, UK; [paulgailiunas@yahoo.co.uk](mailto:paulgailiunas@yahoo.co.uk)

<sup>3</sup>St. Louis, MO, USA; [mgaitherg@gmail.com](mailto:mgaitherg@gmail.com)

<sup>4</sup>Indiana University - Bloomington, Bloomington, IN, USA; [willholt@iu.edu](mailto:willholt@iu.edu)

## Abstract

Weaving typically involves forming a surface by interlacing fibers into a mechanically stable arrangement, effectively making a two-dimensional object out of one-dimensional objects. Moorish Fretwork involves interweaving solid helical elements into mechanically stable two-dimensional arrangements by exploiting the helices' screw symmetry. A three-dimensional extension of this idea was demonstrated by Alexandru Usineviciu at Bridges in 2015. Here we expand the idea further by considering cases informed by invariant cylindrical rod packing, and cases related to geodesics of the gyroid. Simulations and/or physical models of nineteen triply periodic arrangements of interwoven helices are shown, with physical models demonstrated for eight.

By the *effective dimension* of an object, we mean its apparent dimension when its close-up structure is ignored. For example, a long piece of string is effectively one-dimensional (1D – length) if you neglect its diameter, and a sheet of paper is effectively two-dimensional (2D – height and width) if you neglect its thickness. A book is overall three-dimensional (3D – height, width, and thickness) but can be considered effectively two-dimensional if it is very thin.

Many common objects are composed of elements of lower effective dimension arranged periodically, like the pages in a thick book. For example, a plain weave may be modeled as an arrangement of sinusoids that repeats in two perpendicular directions (a doubly periodic sinusoidal weave). A sinusoid needs two dimensions to be expressed but is effectively 1D if it is significantly longer than its amplitude.


Chain-link fence is doubly periodic and composed of elements which are somewhere between a sinusoid and a round helix. A chain-link fence appears to be a network of interwoven sinusoids in one direction (a sinusoid is a projection of a helix perpendicular to its axis). This is different from the plain weave both in that its elements are oriented in one direction and in that the elements themselves are 3D if you zoom in on a short segment. Two pieces of chain-link fence may be joined by essentially being sewed together with one of these elements, keeping in mind that one periodic unit has two elements out of phase to permit the crossings. A similar arrangement could be achieved with perfectly round helical elements, and screw symmetry would let this be done very smoothly. This would be a doubly periodic helical weave.

A Triply Periodic Helical Weave (TPHW) is an arrangement of interwoven helices that is invariant under a rank-3 lattice of transformations like a crystal, triply periodic link [5], or triply periodic minimal surface [10]. Triply periodic helical weaves constitute 3D materials composed of multiple 1D elements arranged periodically which, due to their screw symmetry, may be wound into place within the lattice (i.e., woven and unwoven). The artistic potential of one triply periodic helical weave, simply called “Woven Cube” [14], was demonstrated by Usineviciu at Bridges in 2015 (probably the  $\langle 100 \rangle$  simple annular weave) (Miller index notation). Another (the  $\langle 100 \rangle$  trefoil Laves weave) was displayed by Wetzel at Bridges in 2023. They may have applications as wire-woven cellular metals [6] or as 3D textiles.

## Doubly Periodic Helical Weaves

Doubly periodic helical weaves have been explored somewhat extensively. Moorish Fretwork (MF) is a group of ideas for interweaving solid wooden helices into decorative 2D parts of furniture. These ideas may have been first developed by Moses Ransom in the 1880's and have been discussed by Tucker in [12,13]. Perhaps the simplest type was patented by Scougale in 1904 [13], which involves chiral helices arranged in two perpendicular directions. It resembles a plain weave, but with helices replacing the sinusoidal elements to exploit their screw symmetry. Another simple version is hexagonal.


Strucwire® is an example of a wire-woven cellular metal [6]. It was developed and patented by Kieselstein International, located in Germany [7]. It is produced in 2D sheets which are doubly periodic helical weaves like Moorish Fretwork as well as in 3D units which are triply periodic helical weaves. Properties of Strucwire® and other wire-woven cellular metals are discussed at length by Kang in [6].



**Figure 1:** *Doubly Periodic Helical Weaves:*  
*Plain weave MF [13] (left), hexagonal MF (center), 2D Strucwire® (right) (models by Wetzel)*

## Triply Periodic Helical Weaves Formed by Stacks of Doubly Periodic Helical Weaves

The hexagonal Moorish Fretwork has three helices per coplanar crossing and 2D Strucwire® has four. They are both chiral. Like Strucwire®, individual 2D layers of the hexagonal MF may be interwoven in stacks. In each case, the crossing between layers is a crossing of only two helices. These weaves are sort of like books, or even more like graphite, where the third-dimensionality is expressed by interwoven stacks of 2D elements.



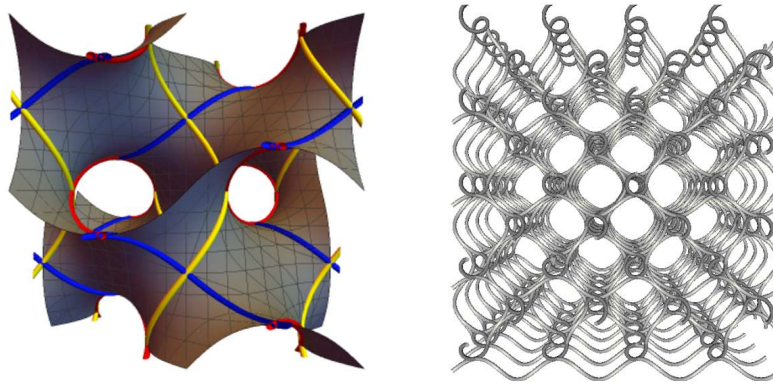
**Figure 2:** *Triply Periodic Helical Weaves formed by stacks of Doubly Periodic Helical Weaves*  
*Hexagonal MF (left), 3D Strucwire® (right) (models by Wetzel)*

## Brief History of the Discovery of our Triply Periodic Helical Weaves


Besides stacking doubly periodic helical weaves, two major algorithms were utilized to (re)discover the triply periodic helical weaves discussed in this work. Wetzel stumbled upon the idea in 2019 while attempting to physically model the approximately helical  $\langle 100 \rangle$  geodesics of the gyroid, a triply periodic minimal surface discovered by Alan Schoen in 1968 [10]. He initially produced a single chiral version of the  $\langle 100 \rangle$  trefoil Laves weave (Figure 12). He then computationally simulated the weave (Figure 6), which is related to the gyroid via  $180^\circ$  rotations of its  $\langle 100 \rangle$  geodesics, being the paths going around the apparent tunnels seen by looking at a gyroid from a direction parallel to the edges of conventionally defined cubic boundary (Miller index notation). After coding this in Mathematica, it was simple to change some parameters such as the helices' relative positions, phases, and radii. This yielded several more simulated weaves, including three that have been physically realized. Wetzel shared a few of these models with Sabetta Matsumoto when she came to speak at Southern Illinois University in February of 2023. She informed Wetzel about Bridges and recommended he submit a model as an art piece since he had already missed the paper deadline. "Minimally Entwined" was Wetzel's contribution to Bridges 2023 [15]. While researching for Bridges 2024, he became aware of Gailiunas' related work [2,3,4,5].

Wetzel met Gailiunas in Halifax at Bridges in 2023. Gailiunas' intuition on the project was immediately apparent as Wetzel shared his notes on triply periodic helical weaves. Gailiunas began thinking about the problem in terms of cubic cylindrical rod packing [9], as he had when he had considered intersecting helices a decade earlier [3]. Expanding the radii of his intersection simulations, modeled in Rhino, yielded many new triply periodic helical weaves.

These ideas were fleshed out over several conversations held on Zoom and by email in 2023 and 2024.



**Figure 3:** Starting points for (re)discovering TPHWs:  
*approximate gyroid  $\langle 100 \rangle$  geodesics (left) (simulation by Wetzel)*  
*intersecting helices following the (10-3)-a network (Laves graph) (right) (simulation by Gailiunas [3])*




**Figure 4:** The six invariant cylinder packings:  $^+\Pi$ ,  $\Pi^*$ ,  $\Gamma$ ,  $^+\Omega$ ,  $^+\Sigma$ ,  $\Sigma^*$  (left-to-right) (images from [9])

## Triply Periodic Helical Weaves

Each of the seventeen triply periodic helical weaves given in this section correspond to one of the invariant cylindrical rod packings [9]. Fourteen are cubic, and three (the  $\langle 100 \rangle$  simple weaves) have only one body diagonal which has 3-fold rotational symmetry. Some of their names come from how the helices appear to cross each other. Some have repetitive structures where three helices meet in planar pairs (trigonal), but not all three meet at the same point. Similarly, some have repetitive structures where three helices meet in pairs in a ring (annular). Some have repetitive structures where three helices all touch each other at two points (bitrio). Some have repetitive structures that appear like trefoil knots, but with open curves. Similar lattices may have different crossings. For example, the  $\langle 100 \rangle$  Laves weaves all follow the Laves graph [10,11] - the idealized tunnel networks of the gyroid - but with different crossings forming the nodes in the graph. The weaves in this section have only one crossing type, unlike the ones formed of stacks of doubly periodic helical weaves, which each have two. The two gyroid weaves have helices of both chirality and helices of the same chirality never cross. The Laves weaves, like the Laves graph, can have two distinct networks, with each occupying the negative space of the other, where one is of each chirality. These are the double cases (see table). A major distinction is made between the  $\langle 100 \rangle$  weaves, corresponding to the  $\Pi$  packings, with helical axes in directions parallel to the edges of a cube, and the  $\langle 111 \rangle$  weaves, corresponding to the other four packings, with helical axes in the four directions parallel to body diagonals of a cube.

Triply Periodic Helical Weave	Rod Packing Type	Helices per crossing	Helices per Periodic Unit	Chirality	Physical Model	Crossing Type
Stacked Hexagonal MF	n/a	3,2	3	one	yes	trio, pair
Strucwire®	n/a	4,2	4	one	yes	quartet, pair
$\langle 100 \rangle$ Simple Annular	$\pm\Pi$	3	3	one	yes	annular
$\langle 100 \rangle$ Simple Trefoil	$\pm\Pi$	3	3	one	no	trefoil
$\langle 100 \rangle$ Simple Bitrio	$\pm\Pi$	3	3	one	no	bitrio
$\langle 100 \rangle$ Trigonal Laves	$\pm\Pi$	3	6	double	yes	trigonal
$\langle 100 \rangle$ Trefoil Laves	$\pm\Pi$	3	6	double	yes	trefoil
$\langle 100 \rangle$ Braid Laves	$\pm\Pi$	6	6	double	no	braid
$\langle 100 \rangle$ Triple Laves	$\pm\Pi$	2	6	double	no	pair
$\langle 100 \rangle$ Gyroid	$\Pi^*$	2	12	both	yes	saddle
$\langle 100 \rangle$ Tetrahedral	$\Pi^*$	6	6	one	yes	tetrahedral
$\langle 100 \rangle$ Expanded Tetrahedral	$\Pi^*$	6	6	one	no	exp. tetra.
$\langle 111 \rangle$ Gamma	$\Gamma$	2	12	one	no	pair
$\langle 111 \rangle$ Bitrio	$\pm\Omega$	3	24	one	no	bitrio
$\langle 111 \rangle$ Octahedral	$\pm\Omega$	2	12	one	no	pair
$\langle 111 \rangle$ Expanded Octahedral	$\pm\Omega$	4	12	one	no	quatrefoil
$\langle 111 \rangle$ Trigonal Laves	$\pm\Sigma$	3	8	double	no	trigonal
$\langle 111 \rangle$ Trefoil Laves	$\pm\Sigma$	3	8	double	yes	trefoil
$\langle 111 \rangle$ Gyroid	$\Sigma^*$	2	16	both	no	saddle

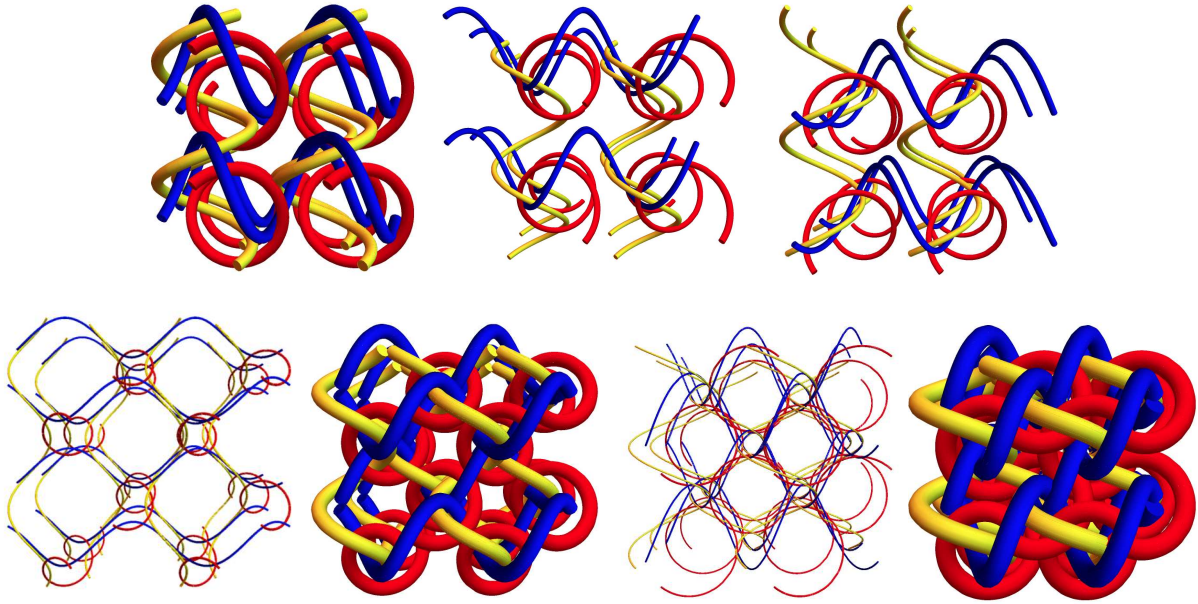


**Figure 5:** Some crossing types: Trigonal, Trefoil, Bitrio, Braid, Quatrefoil (by Wetzel and Gailiunas)



### $\pm II$ Weaves

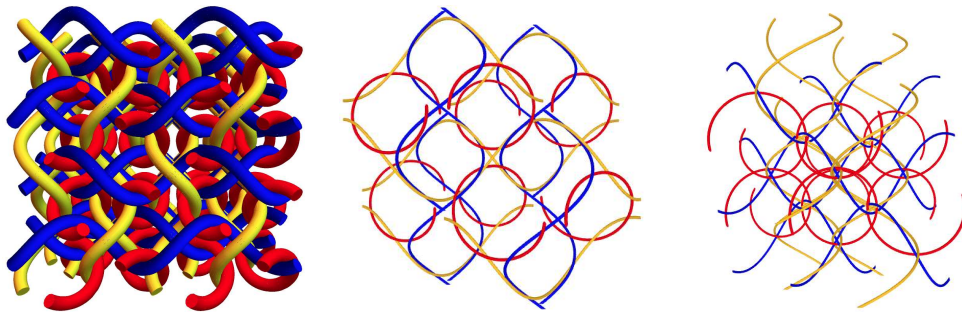
These seven weaves are each chiral. The top three in figure 6 are the  $\langle 100 \rangle$  simple weaves, which have one type of crossing of three orthogonal helices with one orientation, which repeats in a simple cubic lattice. The bottom four in figure 6 follow Laves graphs ( $\langle 10-3 \rangle$ -a networks), discussed in [3,10,11], and are essentially  $180^\circ$  rotations of  $\langle 100 \rangle$  gyroid geodesics with progressively expanded radii. Expanding the radii changes the crossing type in this series. Eight  $(2 \times 2 \times 2)$  periodic units are shown of each.



**Figure 6:**  $\pm II$  Weaves:  $\langle 100 \rangle$  Simple weaves: Annular, Trefoil, Bitrio (top: left-to-right)  
 $\langle 100 \rangle$  Laves weaves: Trigonal, Trefoil, Braided, and Triple (bottom: left-to-right) (by Wetzel)

### $II^*$ Weaves

The  $\langle 100 \rangle$  gyroid weave shown on the left in figure 7 is basically just the  $\langle 100 \rangle$  gyroid geodesics shown on the left in figure 3, with slightly expanded radii to interweave. This weave has helices of both chiralities. This weave is called Wire-woven Bulk Cross (WBC) by [6]. The center and right weaves in figure 7 have repeating tetrahedral units and are more closely related to the Schwarz diamond surface [10]. The  $\langle 100 \rangle$  tetrahedral weave's tetrahedral periodic unit was discussed by Gailiunas in 2016 [2].



**Figure 7:**  $II^*$  Weaves:  $\langle 100 \rangle$  Gyroid,  $\langle 100 \rangle$  Tetrahedral,  $\langle 100 \rangle$  Expanded Tetrahedral [(left-to-right);  
(gyroid weave simulation by Wetzel and tetrahedral weave simulations by Gailiunas)]

### $\Gamma$ Weave

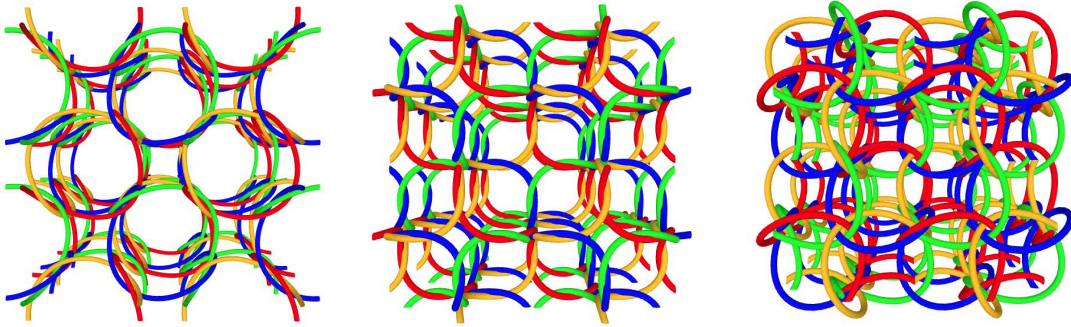
The only weave we are aware of corresponding to the  $\Gamma$  packing is chiral and has triply coaxial helices. The helices in figure 8 are only intersecting, not woven. The associated weave has very thin helices.



**Figure 8:** *Gamma intersecting helices from three angles (simulation by Gailiunas)*

### $\pm\Omega$ Weaves

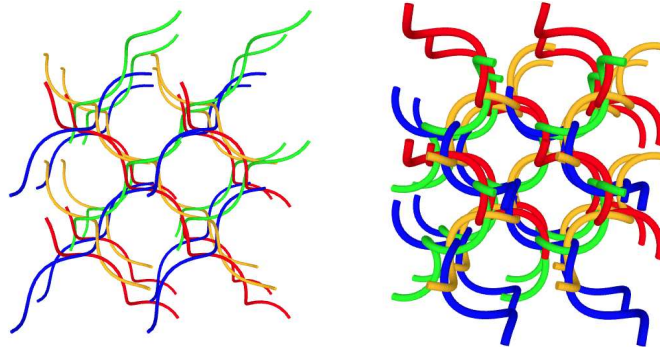
Three weaves corresponding to the  $\pm\Omega$  packing are shown in figure 9. The octahedral TPHWs only differ by the radii of the helices. All three are chiral. Eight ( $2 \times 2 \times 2$ ) periodic units are shown of each.



**Figure 9:**  *$\pm\Omega$  Weaves:  $\langle 111 \rangle$  Bitrio, Octahedral, and Expanded Octahedral (simulations by Gailiunas)*

### $\pm\Sigma$ Weaves

The  $\langle 111 \rangle$  geodesics of the gyroid are also approximately helical. Rotating one chiral half of these geodesics  $180^\circ$  about their axes and expanding their radii yields two more weaves, again following the Laves graph.

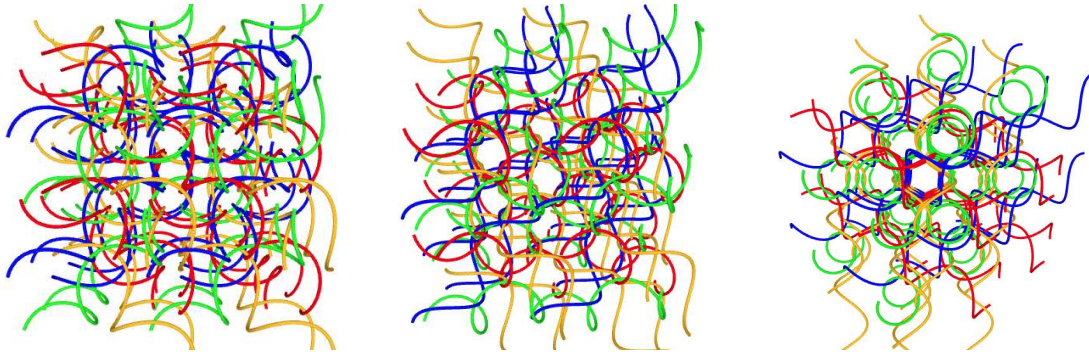


**Figure 10:**  *$\langle 111 \rangle$  Laves weaves: Trigonal and Trefoil (simulations by Gailiunas)*



### $\Sigma^*$ Weave


The only TPHW we are aware of related to the  $\Sigma^*$  packing is essentially the set of approximate  $\langle 111 \rangle$  gyroid geodesics with radii expanded enough to interweave, similar to the  $\langle 100 \rangle$  gyroid weave but with four axes.



**Figure 11:**  $\langle 111 \rangle$  Gyroid Weave from three angles (simulation by Gailiunas)

### Physical Models

Wetzel has so far managed to physically model eight of the triply periodic helical weaves discussed here, making helices by either wrapping wire around a rod and then stretching it or by stretching commercial springs. The model of the  $\langle 100 \rangle$  trigonal Laves weave was achieved with slinkies and appears warped due to the non-circular cross section of the wire. The model of the  $\langle 100 \rangle$  gyroid weave is held with bolts for structure. The rest are held simply by friction caused by the springs being slightly too far stretched before being wound into the lattices. “Minimally Entwined” is a model of the  $\langle 100 \rangle$  trefoil Laves weave [15].



**Figure 12:** Physical Models of TPHWs by Wetzel

*Stacked Hexagonal MF, Strucwire®,  $\langle 100 \rangle$  Simple Annular,  $\langle 100 \rangle$  Trigonal Laves (top: left-to-right)  
 $\langle 100 \rangle$  Trefoil Laves,  $\langle 100 \rangle$  Gyroid,  $\langle 100 \rangle$  Tetrahedral,  $\langle 111 \rangle$  Trefoil Laves (bottom: left-to-right)*

## Summary and Conclusions

Here we have identified and categorized nineteen triply periodic arrangements of interwoven helices, which are essentially 3D materials composed of periodically arranged 1D elements. We have demonstrated the mechanical stability of eight of these. 3D weaves, including weaves with helical elements, are discussed in the literature [1,6,7,8], with applications such as WCMs and 3D (arbitrarily thick) textiles. They have been artistically displayed before by Usineviciu [14] and Wetzel [15]. Here we have further explored this idea by considering helices wrapped around packed cylindrical rods, and geodesics of the gyroid.

## Acknowledgements

We are thankful to K.V. Shajesh, Jerzy Kocik, Alan Schoen, Kelly Wilson, and Sabetta Matsumoto for constructive conversations.

## References

- [1] M. Evans and S. Hyde. “From three-dimensional weavings to swollen corneocytes”. *Journal of the Royal Society, Interface*, 2011, pp. 1274-1280  
<https://royalsocietypublishing.org/doi/10.1098/rsif.2010.0722>
- [2] P. Gailiunas. “Helical Petrie Polygons” *Bridges Conference Proceedings*, 2016, pp. 135-140  
<https://archive.bridgesmathart.org/2016/bridges2016-135.pdf>
- [3] P. Gailiunas. “Intersecting Helices” *Bridges Conference Proceedings*, 2012, pp. 381-384  
<https://archive.bridgesmathart.org/2012/bridges2012-381.pdf>
- [4] P. Gailiunas. “Rods, helices and polyhedra” *Journal of Mathematics and the Arts*, 2021, pp. 218-231  
<https://www.tandfonline.com/doi/abs/10.1080/17513472.2021.1993657>
- [5] P. Gailiunas. “Triply Periodic Links” *Bridges Conference Proceedings*, 2022, pp. 191-198  
<https://archive.bridgesmathart.org/2022/bridges2022-191.pdf>
- [6] K. Kang. “Wire-woven cellular metals: The present and future” *Progress in Materials Science*, 2015, pp. 213-307  
<https://www.sciencedirect.com/science/article/abs/pii/S0079642514000899>
- [7] Kieselstein Wire Solutions “strucwire”, [https://www.kieselstein.com/en/Wire-Products/strucwire\\_1105.html?sid=SWFVENriNVs70YDsQe45uYoouAnvvdvxv](https://www.kieselstein.com/en/Wire-Products/strucwire_1105.html?sid=SWFVENriNVs70YDsQe45uYoouAnvvdvxv)
- [8] Y. Liu et al. “The geometry of periodic knots, polycatenanes and weaving from a chemical perspective: a library for reticular chemistry” *Chem. Soc. Rev.*, 2018, pp. 4642-4664  
<https://pubs.rsc.org/en/content/articlepdf/2018/cs/c7cs00695k>
- [9] M. O’Keeffe et al. “The invariant cubic rod (cylinder) packings: symmetries and coordinates” *Acta Crystallographica Section A* 57, 2000, pp. 110-111
- [10] A. Schoen. *Triply-periodic minimal surfaces*  
<https://schoengeometry.com/e-tpms.html>.
- [11] A. Schoen. “On the Graph (10-3)-a” *Notices of AMS* 55,6, 2008, pp. 663  
<https://www.ams.org/notices/200806/tx080600663p.pdf>
- [12] P. Tucker. “Moorish Fretwork” *Bridges Conference Proceedings*, 2004, pp. 181-188  
<https://archive.bridgesmathart.org/2004/bridges2004-181.pdf>
- [13] P. Tucker. “Moorish Fretwork Revisited” *Bridges Conference Proceedings*, 2012, pp. 223-230  
<https://archive.bridgesmathart.org/2004/bridges2004-181.pdf>
- [14] A. Usineviciu. “A Woven Cube” *Bridges Art Exhibition*, 2015  
<https://gallery.bridgesmathart.org/exhibitions/2015-bridges-conference/alexoossycom>
- [15] D. Wetzel. “Minimally Entwined” *Bridges Art Exhibition*, 2023  
<https://gallery.bridgesmathart.org/exhibitions/2023-bridges-conference/duston-wetzel>.