

Demonstration of 3 V Programmable Josephson Junction Arrays Using Non-Integer-Multiple Logic

Wenhui Cao¹, Erkun Yang², Jinjin Li¹, Huan Qiao¹, Yuan Zhong¹, Qing Zhong¹, Da Xu¹, Xueshen Wang¹, Xiaolong Xu¹, Shijian Wang¹ and Jian Chen¹

¹Center for advanced measurement science, National Institute of Metrology, Beijing, China

²Xidian University, Xi'an, China

E-mail: jinjinli@nim.ac.cn and yangerkun@xidian.edu.cn

Received xxxxxx

Accepted for publication xxxxxx

Published xxxxxx

Abstract

This article demonstrates a new kind of programmable logic for the representation of an integer that can be used for the programmable Josephson voltage standard. It can enable the numbers of junctions in most bits to be variable integer values, which is different from normal binary logic or ternary logic. Consequently, missing junctions due to superconducting short circuits can be tolerated under this logic. This logic can also have nearly the same segmentation efficiency as ternary logic. The completeness of the sequences using this logic is proven by the recursive method in mathematics in this paper. After that, a new algorithm for the representation of integers is presented according to the proven process, and an analysis of the number of fault-tolerant junctions for each bit is provided. Although the first and second bits are not tolerant to missing junctions, bits beyond these can tolerate one to hundreds of missing junctions. Due to the non-fixed multiples between the bits of the sequence, this logic is called non-integer-multiple logic. Finally, the design and fabrication of a 3 V programmable Josephson junction array using this logic are described, and the measurements and analysis of the characteristic parameters are presented.

Keywords: programmable Josephson junction array, non-integer multiple logic, voltage standard, fault-tolerant.

1. Introduction

The output voltage of a programmable Josephson junction array (PJJA) satisfies the relationship $V = m \frac{f}{K_J}$, where

K_J is the Josephson constant, m is the number of Josephson junctions (JJs), and f is the operating frequency of the junction array [1–3]. According to the different methods of expressing integers m , the existing programmable arrays normally follow binary logic [4–7] or ternary logic [8–10]. For ternary logic PJJAs, one of the sub-arrays is usually divided into small sub-

arrays in a threefold manner as follows: 1 (3^0), 3 (3^1), 9 (3^2), 27 (3^3), ..., 6561 (3^8). The small sub-arrays are called the least significant bits (LSBs). Other large equal sub-arrays are called the most significant bits (MSBs) [11, 12].

LSBs and MSBs often have missing JJs owing to insulation defects between the wiring and base electrode or particles among the junction areas, resulting in superconducting shorts in one or both double-stacked barriers [6, 8, 12–17]. This failure is not critical, and a flat quantized step at a voltage corresponding to the remaining number of junctions in that sub-array can be measured. When junctions are missing on the LSBs, such as when a 9-junction bit becomes an 8-junction bit, the number relationship between the LSBs no longer follows

the triple relationship, resulting in an incomplete sequence; that is, some numbers m cannot be expressed from the defective ternary sequence. Sometimes, even adjusting the frequency may not achieve a continuous voltage output of the programmable junction array, resulting in issues when outputting certain DC voltages or waveforms.

This article proposes a new type of programmable logic that can avoid this problem. Firstly, we demonstrate the relationship between the bits of the sequence under this logic. Secondly, we verify the completeness of the non-integer-multiple sequence (NIMS) from a mathematical perspective and introduce an algorithm for the representation of integers for this logic. Thirdly, we provide an analysis of the segmentation efficiency for NIMS. Finally, we describe the design and fabrication of a 3 V programmable Josephson junction array using this logic and present the measurements and analysis of the characteristic parameters.

2. Definition of non-integer-multiple logic

If the bits a_n of a sequence obey the relationship $0 < a_{n-1} < a_{n+1}/3 \leq a_n \leq 3a_{n-1}$ ($n = 0, 1, 2, 3, \dots, N$), an integer m in the range $-\sum_{n=0}^N a_n \leq m \leq \sum_{n=0}^N a_n$ can be expressed as $m = \sum_{n=0}^N b_n a_n$, where $a_0=1$, n, N , and a_n are integers, and b_n is the sign of a_n , which can be chosen as -1 , 0 or 1 .

Each a_n is close to, but not greater than, three times the preceding bit. Therefore, the relationship between bits is a non-integer-multiple value within the constraint range of three times, which we refer to as the NIMS. Due to the variable range of a_n rather than a fixed value, it can be allowed a certain margin of error, which is given by $a_n - a_{n+1}/3$. Thus, except the first two bits, each bit can be designed to have several integer values and the sequence can remain complete. We will provide a verification in Section 3.

3. Mathematical proof

This section provides proof of the completeness of the aforementioned NIMS. In other words, when the value of a bit of an NIMS varies within the defined range, the sequence remains complete. In general, we set $a_0 = 1$, and the integer m represented by such a sequence is completely consistent with the expressed value. $a_0 = 2$ corresponds to the case of stacked junctions, where the difference between m and the expressed value is 1 or 0, and the coverage of all voltages can be achieved by fine-tuning the frequency. The first three bits satisfying the

definition conditions are listed in the following table (Table 1) for $a_0 = 1$.

Table 1. Possible integer combinations of NIMS with three bits starting from $a_0 = 1$

a_0	a_1	a_2
1	2	3
1	2	4
1	2	5
1	3	4
1	3	5
1	3	6
1	3	7
1	3	8
1	3	9

Through manual calculations, we can determine that all these combinations are complete. Let us consider the sequence containing 1, 3, and 8 as an example. We will list the possible

combinations of bits to express m as $m = \sum_{n=0}^N b_n a_n$.

Table 2. Sign of each bit to express m .

m	Sign of 1 (b_0)	Sign of 3 (b_1)	Sign of 8 (b_2)
0	0	0	0
1	1	0	0
2	-1	1	0
3	0	1	0
4	1	1	0
5	0	-1	1
6	1	-1	1
7	-1	0	1
8	0	0	1
9	1	0	1
10	-1	1	1
11	0	1	1
12	1	1	1

Table 2 shows that all positive m can be expressed by an NIMS. Conversely, all negative m can be achieved by flipping the sign of b_n .

In the next step, we demonstrate the scalability of the NIMS. Based on the analysis described previously, we assume that

$$-\sum_{n=0}^N a_n \leq m \leq \sum_{n=0}^N a_n \quad \text{and } m \text{ can be expressed as}$$

$$m = \sum_{n=0}^N b_n a_n; \text{ consequently, the proof must show that if } m' \text{ is}$$

$$\text{in the range } -\sum_{n=0}^{N+1} a_n \leq m' \leq \sum_{n=0}^{N+1} a_n, \text{ then } m' \text{ can also be}$$

$$\text{expressed as } m' = \sum_{n=0}^{N+1} b_n a_n. \text{ The subsequent analysis aims to}$$

verify the statement for positive integer numbers, whereas the case for negative numbers can be proven similarly by flipping the state of b_n .

$$\text{Considering the first case, where } a_{N+1} \leq m' \leq \sum_{n=0}^{N+1} a_n, \text{ we}$$

know that $m' - a_{N+1}$ is satisfied from the preconditions of

$$-\sum_{n=0}^N a_n \leq m' - a_{N+1} \leq \sum_{n=0}^N a_n \text{ and can be expressed as}$$

$$m' - a_{N+1} = \sum_{n=0}^N b_n a_n. \text{ Therefore, we can select } b_{N+1} = 1 \text{ to}$$

$$\text{express } m' \text{ in terms of } a_n \text{ as } m' = a_{N+1} + \sum_{n=0}^N b_n a_n, \text{ or}$$

$$\text{equivalently as } m' = \sum_{n=0}^{N+1} b_n a_n.$$

$$\text{Considering the second case where } \sum_{n=0}^N a_n < m' < a_{N+1}$$

$$\text{and given the relationship between the bits defined as } a_{n+1}/3 \leq a_n \leq 3a_{n-1}, \text{ we have}$$

$$0 < a_{N+1} - m' < 3a_N - \sum_{n=0}^N a_n \text{ and}$$

$$3a_N - \sum_{n=0}^N a_n = 2a_N - \sum_{n=0}^{N-1} a_n$$

$$\leq a_N + 3a_{N-1} - \sum_{n=0}^{N-1} a_n$$

$$= a_N + 2a_{N-1} - \sum_{n=0}^{N-2} a_n$$

$$\leq a_N + a_{N-1} + 3a_{N-2} - \sum_{n=0}^{N-2} a_n$$

$$3a_N - \sum_{n=0}^N a_n \leq \sum_{n=0}^N a_n + a_0.$$

Therefore, we arrive at $0 < a_{N+1} - m' < \sum_{n=0}^N a_n + a_0$. As

a_0 is the smallest bit, if a_0 is removed from the right side of the

$$\text{inequality, we have } 0 < a_{N+1} - m' \leq \sum_{n=0}^N a_n.$$

According to the assumption, $a_{n+1} - m'$ can be expressed as

$$a_{N+1} - m' = \sum_{n=0}^N b_n a_n, \text{ yielding } m' = a_{N+1} - \sum_{n=0}^N b_n a_n. \text{ If we}$$

let $b_n' = -b_n$ and $b_{N+1}' = 1$, then m' can be expressed as

$$m' = \sum_{n=0}^N b_n' a_n + b_{N+1}' a_{N+1} = \sum_{n=0}^{N+1} b_n' a_n. \text{ Thus, the NIMS}$$

has been proven to be expandable. Therefore, it is a complete sequence.

4. Algorithm for integer representation using NIMS

The previously described proof provides a calculation

$$\text{algorithm for expressing } m'. \text{ For } a_{N+1} \leq m' \leq \sum_{n=0}^{N+1} a_n, m' \text{ can}$$

$$\text{be obtained using } a_{N+1} - m'; \text{ for } \sum_{n=0}^N a_n < m' < a_{N+1}, m'$$

can be obtained using $a_{N+1} + m'$. Thus, for

$$\sum_{n=0}^N a_n < m' \leq \sum_{n=0}^{N+1} a_n, a_{N+1} \text{ is selected as one of the bits to}$$

$$\text{represent } m' \text{ and } b_{N+1} \text{ is set to 1. When } \sum_{n=0}^N a_n < m' < a_{N+1},$$

the remainder of m' will become negative, and we can denote the sign and compare the absolute value of the remainder with

$\sum_{n=0}^N a_n$ ($N = 0, 1, 2, \dots, N$) to find the remaining bits for representation of m' , and so on. As m is the remainder obtained after a_{N+1} is selected for m' , m is subsequently compared with the rest of a_n ($n = 0, 1, 2, 3, \dots, N$), and the previously described process is repeated until the remainder is zero.

From the above description, an algorithm for computer program to expressing m is shown in Fig. 1, where

$A_N = \sum_{n=0}^N a_n$, $C_n = \sum_{n=0}^n a_n + a_0$, and s denotes the sign of m and each bit during calculation.

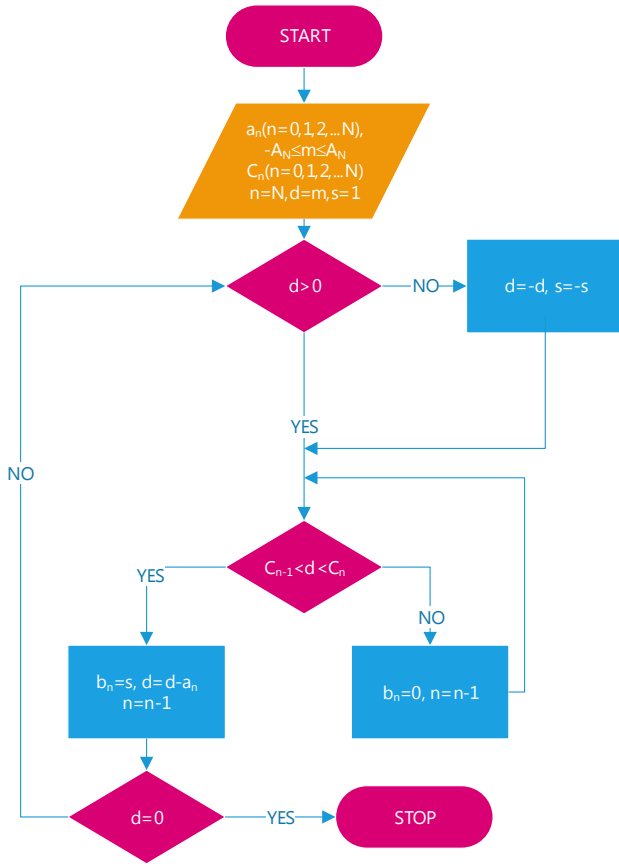


Fig. 1 Algorithm for expressing integer m using the NIMS.

Because the ternary or binary bits also satisfy the definition of the NIMS inequality $0 < a_{n-1} < a_{n+1}/3 \leq a_n \leq 3a_{n-1}$, this algorithm can be used not only to identify all non-integer multiples bits that match m , but also for ternary or binary sequences to express m . In a future study on mathematical programming, we will compare this algorithm with the balanced ternary or binary calculation algorithms.

5. Analysis of segmentation efficiency

Table 3 presents an ordinary binary sequence, a ternary sequence, and two NIMSs (NIMS 1 and NIMS 2). For a PJJA, one or two of the larger sub-arrays should be divided into smaller bits to form a binary or ternary sequence. The smallest bit represents the voltage resolution of the programmable junction array. The ternary sequence requires fewer small bits to achieve high resolution than the binary sequence. However, for a NIMS, nearly the same number of small bits is required to achieve a high resolution. If we define a_{n+1}/a_n as the segmentation efficiency, the NIMS can achieve an efficiency comparable to that of a standard ternary sequence.

Table 3. Examples of binary sequence, ternary sequence, and two NIMSs for PJJA.

Method	Binary	Ternary	NIMS 1	Fault-tolerant numbers	NIMS 2	Fault-tolerant numbers
a_0	1	1	1	0	2	0
a_1	2	3	2	0	6	0
a_2	4	9	6	1	18	2
a_3	8	27	14	1	48	4
a_4	16	81	39	1	132	6
a_5	32	243	114	2	378	6
a_6	64	729	336	4	1116	12
a_7	128	2187	996	6	3312	20
a_8	256	6561	2970	>100	8800	>100
a_9	512	8000	8000	>100	8800	>100
a_{10}	1024	8000	8000	>100	8800	>100
a_{11}	2048	8000	8000	>100	8800	>100
a_{12}	4096	8000	8000	>100	8800	>100
a_{13}	8000	8000	8000	>100	8800	>100

As discussed in Section 4, the number of missing junctions allowed in bit a_n is given by $a_n - a_{n+1}/3$. The fault tolerance proportion for a_n is given by $(a_n - a_{n+1}/3)/a_n = 1 - a_{n+1}/3a_n$. Thus, if a_{n+1} is significantly less than $3a_n$, a large proportion of a_n can be a tolerant value and the segmentation efficiency will become low. However, as a_{n+1} approaches $3a_n$, the fault proportion of a_n decreases while the segmentation efficiency increases. If a_{n+1} exceeds $3a_n$, the completeness of the ternary bits is compromised.

To ensure that the desired value of m can be expressed by a binary or ternary sequence, strict consistency is required. For

the NIMSs suggested in Table 3, at least one missing junction can be tolerated starting from the third bit without affecting the accuracy of the m expression. For larger junction bits, more missing junctions caused by superconducting short circuits are tolerated. For bits with thousands of junctions, more than 100 missing junctions are allowed. However, hundreds of junctions are unlikely to be lost during fabrication. Typically, only a few junctions are lost, making the fault-tolerant quantities sufficient for most bits. For bits a_0 and a_1 , which contain only a few junctions, the probability of having missing junctions is negligible.

For Josephson junction arrays with stack structures, the initial value of bit a_0 is 2 or 3. The expression for m becomes

$$m = \sum_{n=0}^N b_n a_n + \beta, \text{ where } \beta \text{ is an integer and}$$

$-a_0 < \beta < a_0$. Therefore, a difference in one or two junctions may exist between m and the sum of the selected bits. By slightly tuning the frequency, a continuous voltage output can be achieved.

6. Design, fabrication, and measurement of 3V PJJA using NIMS

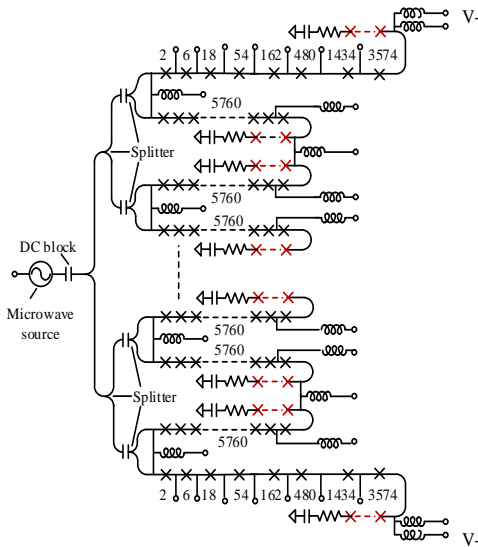


Fig. 2 Design of a 3 V NIMS programmable Josephson junction array.

Fig. 2 depicts the NIMS design of a 3 V programmable Josephson junction array using stacked Josephson junctions. Thus, in this design, a_0 is 2. The array is divided into 16 branches by four stages of Wilkinson microwave power dividers. The adjacent branches are connected by a resistance

shunted with an inductance low-pass filter, and all the effective junctions are connected in series. Capacitances are present at the beginning and the terminal of every branch to ensure that the whole series array is floating to ground. The bilateral two large sub-arrays are divided into LSBs of NIMS. The fault tolerant number of Josephson junctions for each bit is analyzed in Table 4. It is difficult for bits with fewer than 100 Josephson junctions to have missing junctions. Thus, the starting several bits are designed to have no fault tolerant numbers. Due to this symmetrical design, two symmetrical parts can be subtracted to output a very small voltage to verify the flatness of the voltage step of the overall array. The fabrication process was introduced in the previous work [1]. Fig. 3 shows the DC and AC characteristics of the whole array.

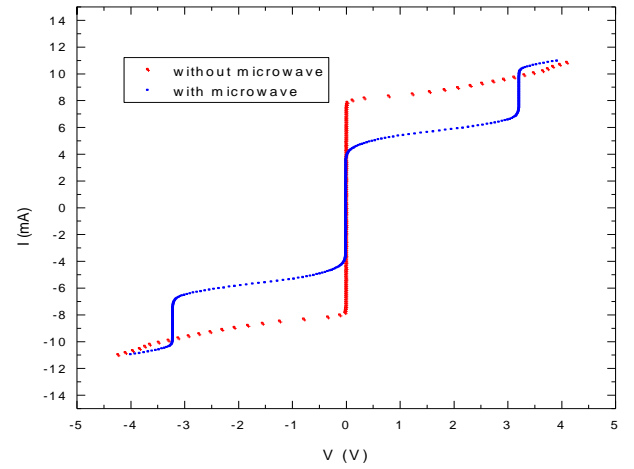


Fig. 3 DC and AC I-V characteristics of the whole 3 V PJJA.

Table 4 shows the step width, critical current, and junction numbers of each bit of the NIMS circuit. The data are measured at 4.2 K with the circuit biased at 18.01 GHz. The positive and negative steps for each bit are larger than 1 mA. The total array has 92,098 Josephson junctions and can output a voltage of approximately 3.2 V. Combining the algorithm mentioned in section 4, we can achieve output voltages ranging from 2.5 mV to 3.2 V using this NIMS circuit.

Table 4. AC characteristics for each bit of a NIMS circuit. There are two junctions in each stack.

NIM S	Junctio n numbe r	Positiv e step width (mA)	Zero step width (mA)	Negativ e step width (mA)	I_c	Fault- tolerant numbers
a_0	2	3.96	9.18	4.01	8.3	0
a_7	3574	2.03	7.97	2.09	7.86	>100

a_6	1434	1.21	5.61	1.59	6.66	242
a_3	54	3.79	7.15	3.79	7.7	0
a_2	18	3.74	7.64	3.79	8.01	0
a_5	480	1.87	6.27	1.98	7.86	2
a_1	6	3.08	10.56	3.08	8.01	0
a_4	162	2.86	7.97	2.47	7.8	2
a_8	5759	2.03	6.87	1.98	7.7	>100
a_9	5760	2.14	7.53	1.76	7.54	>100
a_{10}	5760	1.76	7.42	1.81	7.54	>100
a_{11}	5760	1.87	6.71	1.92	7.54	>100
a_{12}	5760	1.98	7.09	1.92	7.54	>100
a_{13}	5760	1.65	6.54	1.54	7.23	>100
a_{14}	5759	1.38	4.56	1.37	6.29	>100
a_{15}	5760	1.65	4.56	4.56	6.44	>100
a_{16}	5760	1.81	6.16	1.81	7.54	>100
a_{17}	5760	1.92	6.27	1.92	7.54	>100
a_{18}	5760	1.98	6.10	1.98	7.54	>100
a_{19}	5760	1.92	6.93	1.98	7.7	>100
a_{20}	5760	2.20	7.53	2.20	7.7	>100
a_{21}	5760	2.42	6.87	2.47	7.7	>100
a_{22}	5730	1.21	5.88	1.26	7.7	>100

7. Conclusion

In this study, we propose a new kind of programmable logic for a programmable Josephson voltage standard and proved its completeness mathematically. Additionally, we developed an algorithm for expressing the desired number m using NIMSSs, which can also be utilized for binary or ternary sequences. Compared with common binary and ternary sequences, the NIMS can accommodate missing junctions caused by superconducting short circuits and can achieve a segmentation efficiency comparable to that of a standard ternary sequence. Finally, a 3 V PJJA with NIMS was designed, fabricated, and measured. The characteristics of the whole array and each bit were analysed. The total array had 92,098 Josephson junctions and could output a voltage of approximately 3.2 V.

References

- [1] Kautz R L 1996 Noise, chaos, and the Josephson voltage standard *Rep. Prog. Phys.* **59** 935.
- [2] Kohlmann J, Behr R and Funck T 2003 Josephson voltage standards *Meas. Sci. Technol.* **14** 1216
- [3] Benz S P 1995 Superconductor-normal-superconductor junctions for programmable voltage standards *Appl. Phys. Lett.* **67** 2714
- [4] Benz S P, Hamilton C A, Burroughs C J, Harvey T E and Christian L A 1997 Stable 1 volt programmable voltage standard *Appl. Phys. Lett.* **71** 1866
- [5] Mueller F, Behr R, Weimann T, Palafox L, Olaya D, Dresselhaus P D and Benz S P 2009 1 V and 10 V SNS programmable voltage standards for 70 GHz *IEEE Trans. Appl. Supercond.* **19** 981
- [6] Yamamori H, Ishizaki M, Shoji A, Dresselhaus P D and Benz S P 2006 10 V programmable Josephson voltage standard circuits using NbN/TiN \times /NbN/TiN \times /Nb N double-junction stacks *Appl. Phys. Lett.* **88** 042503
- [7] Schulze H, Behr R, Kohlmann J, M \ddot{u} ller F and Niemeyer J 2000 Design and fabrication of 10 V SINIS Josephson arrays for programmable voltage standards *Supercond. Sci. Technol.* **13** 1293
- [8] Chong Y, Burroughs C J, Dresselhaus P D, Hadacek N, Yamamori H and Benz S P 2005 2.6-V high-resolution programmable Josephson voltage standard circuits using double-stacked MoSi/sub 2/-barrier junctions *IEEE Trans. Instrum. Meas.* **54** 616
- [9] Tang Y H, Ojha V N, Schlamminger S, Rüfenacht A, Burroughs C J, Dresselhaus P D and Benz S P 2012 A 10 V programmable Josephson voltage standard and its applications for voltage metrology *Metrologia* **49** 635
- [10] Cao W, Li J, Zhong Y, Zhong Q, Xu D, Wang X and Xu X 2022 Realization of a 2-V programmable Josephson junction array using balanced segmentation scheme *IEEE Trans. Appl. Supercond.* **32** 1
- [11] Dresselhaus P D, Elsbury M M, Olaya D, Burroughs C J and Benz S P 2010 10 volt programmable Josephson voltage standard circuits using NbSi-barrier junctions *IEEE Trans. Appl. Supercond.* **21** 693
- [12] Fox A E, Dresselhaus P D, Rüfenacht A, Sanders A and Benz S P 2014 Junction yield analysis for 10 V programmable Josephson voltage standard devices *IEEE Trans. Appl. Supercond.* **25** 1
- [13] Müller F, Scheller T, Wendisch R, Behr R, Kieler O, Palafox L and Kohlmann J 2012 NbSi barrier junctions tuned for metrological applications up to 70 GHz: 20 V arrays for programmable Josephson voltage standards *IEEE Trans. Appl. Supercond.* **23** 1101005
- [14] Scheller T, Mueller F, Wendisch R, Kieler O, Springborn U, Stoerr K, Egeling B, Weimann T, Palafox L Behr R and Kohlmann J 2012 SNS junctions for AC Josephson voltage standards *Phys. Proc.* **36** 48
- [15] Yamamori H, Yamada T, Sasaki H and Shoji A 2010 Improved fabrication yield for 10-V programmable Josephson voltage standard circuit including 524288 NbN/TiN/NbN Josephson junctions *IEEE Trans. Appl. Supercond.* **20** 71
- [16] Yamamori H, Yamada T, Sasaki H and Shoji A 2008 A 10 V programmable Josephson voltage standard circuit with a maximum output voltage of 20 V *Supercond. Sci. Technol.* **21** 105007

- [17] Yamada T, Sasaki H, Yamamori H and Shoji A 2008
Demonstration of a 10 V programmable Josephson voltage
standard system based on a multi-chip technique *Supercond. Sci.*
Technol. **21** 035002