

PATH TRACKING USING ECHOES IN AN UNKNOWN ENVIRONMENT: THE ISSUE OF SYMMETRIES AND HOW TO BREAK THEM

MIREILLE BOUTIN AND GREGOR KEMPER

ABSTRACT. This paper deals with the problem of reconstructing the path of a vehicle in an unknown environment consisting of planar structures using sound. Many systems in the literature do this by using a loudspeaker and microphones mounted on a vehicle. Symmetries in the environment lead to solution ambiguities for such systems. We propose to resolve this issue by placing the loudspeaker at a fixed location in the environment rather than on the vehicle. The question of whether this will remove ambiguities regardless of the environment geometry leads to a question about breaking symmetries that can be phrased in purely mathematical terms. We solve this question in the affirmative if the geometry is in dimension three or bigger, and give counterexamples in dimension two. Excluding the rare situations where the counterexamples arise, we also give an affirmative answer in dimension two. Our results lead to a simple path reconstruction algorithm for a vehicle carrying four microphones navigating within an environment in which a loudspeaker at a fixed position emits short bursts of sounds. This algorithm could be combined with other methods from the literature to construct a path tracking system for vehicles navigating within a potentially symmetric environment.

INTRODUCTION

Several systems have been proposed to use sound to track the path of a vehicle in an unknown environment (e.g. [9,6,13]). In order to track the vehicle, the geometry of the environment must be at least partly reconstructed as the vehicle navigates within it. Thus we are talking about the problem of Simultaneous Localization and Mapping (SLAM), in which the path of a user is determined while the shape and position of obstacles and other physical structures in the environment is reconstructed. See for example the book by Durrant-Whyte and Bailey [7] for a general introduction to the SLAM problem. Our focus in this paper is on doing so using sound. More specifically, we are interested in acoustic SLAM (aSLAM) where an omnidirectional loudspeaker is used to produce a short burst of sound and microphones capture the echoes of this sound as it bounces on the objects in the environment. Our main interest is the correct reconstruction of the path of the vehicle, not a precise reconstruction of all the details of the environment. However, our results could provide the basis for a system to perform the latter task as well.

We consider the problem of path tracking inside an environment in \mathbb{R}^n . The case of $n = 3$ is of most interest. For example a vehicle rolling on the ground of a house would hear the echoes reflected by floors, ceilings and walls in \mathbb{R}^3 . So even though the path of the vehicle may be restricted to a 2D floor in this case, the overall problem involves the (partial) reconstruction of a 3D environment. The 2D case is also of considerable interest. For instance, some obstacle detection systems reduce the problem to two dimensions (e.g., the Crazyflie drone and the e-puck robot in [6]).

When there are echoes from more than one surface, it is a priori unclear what echo comes from which surface. The task of assigning a surface to an echo is called “echo sorting” and is a current problem of interest (see for example [12]). In a 3D environment consisting of planar surfaces, the echoes corresponding to different surfaces can be sorted when each surface is “heard” by at

Date: March 4, 2024.

2020 Mathematics Subject Classification. 51K99, 51-08, 70E60.

Key words and phrases. localization, SLAM, Cayley-Menger matrix, path reconstruction, acoustic SLAM, Euclidean symmetries, hyperplane arrangements.

least four microphones in a known geometric configuration [1]. One popular algorithm [5] uses five microphones. In this paper we are using four microphones.

Systems that use fewer than four microphones but some additional sensors have also been developed. For example, a smartphone equipped with a Visual-Inertial Odometry (VIO) unit is used in [14]. Another example is BatMapper [15], which combines the cell phone audio sensing capability with a gyroscope and accelerometer. But systems based on a vehicle carrying a speaker and a single microphone, and no other sensors, have been shown to lead to ambiguities in the reconstruction [10, 11].

In this paper we highlight the fact that, with any number of microphones, path ambiguities are unavoidable if the loudspeaker is carried on the vehicle. These ambiguities stem from symmetries in the environment. For example, a vehicle situated in a rectangular room would be unable to determine in which corner of the room it is situated based on the geometry of the surfaces around it. This is illustrated in Figure 1.

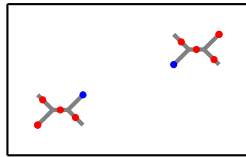


FIGURE 1. **Loudspeaker on the vehicle.** The microphones (red) and the loudspeaker (blue) are positioned on the vehicle. In both vehicle positions indicated, the echoes from a sound heard by the microphones will be exactly the same. So the positions are indistinguishable.

Symmetries in the environment make it mathematically impossible to determine the position of a vehicle carrying its own loudspeaker. In order to address the issue, we put the loudspeaker in a fixed position in the environment rather than on the vehicle. This is illustrated in Figure 2.

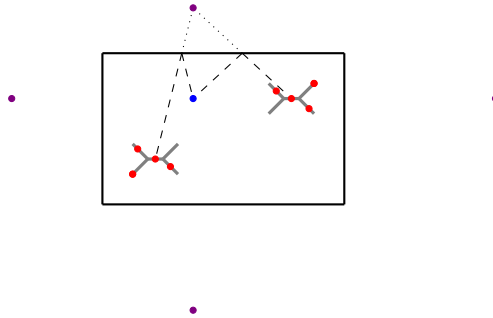


FIGURE 2. **Loudspeaker at a fixed position.** The sound travels along the dashed lines. Virtually, it comes from the mirror points (violet). The fixed position of the loudspeaker (blue) is such that there is no symmetry among the mirror points. Vehicle positions are distinguishable.

A main result of this paper (Theorems 1 and 3) is that putting the loudspeaker in a generic position in the environment makes the issue of symmetries disappear. This is what we mean by “breaking symmetries.” The theorems are phrased in purely mathematical terms.

Our setup is as follows. A vehicle equipped with four microphones is moving inside an environment (e.g., a room or building) consisting of planar surfaces called “walls.” The vehicle may be flying in the room or moving on the ground. The wall positions are unknown and the microphone geometry is non-planar and known. More specifically, we know precisely the distance between the microphones, but the position of the microphone arrangement in the environment is unknown. An omnidirectional loudspeaker is placed at a fixed unknown location inside the environment. The loudspeaker emits a short high-frequency signal (at a known time) and the

signal bounces off the wall, creating echoes. The microphones listen to the sound of the original signal and the first order echoes to determine the distance to their respective source; the higher order echoes are discarded. We are assuming that the vehicle did not move while it was receiving the echoes, or that the change in position was so small that it can be neglected. We are also assuming that the vehicle was in a generic position at the time of reception. We are interested in reconstructing the path of the vehicle in the environment.

Our work builds on the methods from two previous papers [1,2]. In [1] the vehicle is a drone with 3D freedom of translation and 3D freedom of rotation. In [2], the vehicle is restricted to either 3D translation and yaw rotation (e.g., a hovering drone) or to movements on a ground plane (e.g., a car). In all cases, the vehicle knows its own position and is equipped with four microphones: the goal is to determine the positions of the walls. In other words, we assume that the localization problem is solved, and so only the mapping problem remains. One problem is that “ghost walls,” i.e., walls that are detected but do not really exist, may appear. The main result of [1] is that ghost walls are only possible for few vehicle positions given full freedom of motion in 3D (translation and rotation) regardless of the wall positions. When the vehicle motion is restricted, we showed in [2] that a few wall positions will lead to ghost walls being detected.

Having solved the problem of reconstructing the wall positions when the position of the vehicle is known, we now turn to the problem of determining the path of the vehicle in this paper. The methods of [1,2] can be used to try to recover the geometry of the environment in an arbitrary coordinate system (e.g., a local coordinate system for the microphone positions on the drone.) This can be repeated at various locations along the path of the vehicle. Since the coordinate system in which the wall positions are expressed will vary from one location to the next, it will be necessary to transform them to a common coordinate system; finding the transformations to the common coordinate system is equivalent to determining the path of the vehicle in that system. Determining this change of coordinate is the crux of the problem.

Algorithm 8 lays out a procedure to do this. The algorithm is stated assuming that the environment has a 3D geometry, but it could be easily adapted to 2D. It uses “mirror points,” which are reflections of the loudspeaker position with respect to walls, as shown in Figure 2. Some of these mirror points, possibly together with the loudspeaker position, are located by the algorithm every time that the loudspeaker emits a sound burst. Together, we think of the mirror points and the loudspeaker position as “sound sources.” The idea is to match the detected sound sources to sound sources that have been detected from previous sound bursts, while the vehicle was at different positions. If enough sound sources can be matched, the current position of the vehicle is computed. This also yields the current attitude of the vehicle in terms of its principal axes. As the vehicle moves along its path, the algorithm builds a collection of detected sound sources. From these it is possible to determine the actual geometry of the walls, but we did not include this step into the formulation of the algorithm. We view Algorithm 8 more as a proof-of-concept than a ready-to-use procedure, as the ideas behind it can be combined with other methods to improve applicability, accuracy and efficiency. For example, the technical issues arising from the task of determining arrival times of echoes have been left out and could be addressed with existing methods from the literature (e.g., [3]). Also, the matching procedures could be improved by utilizing more sophisticated SLAM techniques such as graph-based SLAM [8].

1. PROBLEM SETUP

Consider an environment consisting of finite, planar surfaces in \mathbb{R}^n . A vehicle equipped with four non-coplanar microphones is moving inside the environment. An omnidirectional loudspeaker is placed at a position in \mathbb{R}^n which need not be known. The speaker produces a series of short high-pitch sounds. The times of the sound emissions are known. We are assuming that the vehicle is not moving while it is receiving the echoes of the different walls. The task at hand is to determine the position and orientation of the vehicle at those moments where it receives the sound. Thus, we reconstruct the movements of the vehicle at discrete moments along the path.

Each sound impulse bounces on some of the surfaces and is heard by some microphones. Using the ray acoustic model, any surface that reflects a sound impulse can be represented by a “**mirror**

point” (see [Figure 2](#)). The mirror point of a wall is the reflection of the loudspeaker position with respect to the plane defined by the wall. This point can be viewed as a virtual source of sound. The set of all **sound sources** for a given emission thus consists of the loudspeaker combined with all the virtual sound sources. This is a set of points whose geometry plays an important role in the following.

2. BREAKING SYMMETRIES

As explained in the introduction, we wish to put our loudspeaker in a position such that the mirror points do not display any symmetry, even if the environment geometry does. An example is shown in [Figure 2](#). The aim in this section is to show that regardless of the environment geometry, this can be achieved by a generic choice of the loudspeaker position. This section is phrased in purely mathematical terms. In particular, the “environment” is now treated as a finite set of hyperplanes in \mathbb{R}^n .

A hyperplane arrangement, given by a finite set of affine hyperplanes in \mathbb{R}^n , can have symmetries, i.e., nonidentity elements of the Euclidean group permuting the hyperplanes. Symmetries may be “broken” by choosing a point in \mathbb{R}^n (the loudspeaker position in our application) and then considering all reflections of that point in the hyperplanes (the “mirror points”), instead of considering the hyperplane arrangement itself. Can the point be placed such that all symmetries are broken, and no additional symmetries arise between the reflected points? Looking at situations such as the one shown in [Figure 2](#), one might expect so, but at least in dimension two, the answer is *not in general*, as [Remark 2\(b\)](#) below shows. However, the following result, [Theorem 1](#), gives a positive answer in the case of dimension ≥ 3 ([Remark 2\(a\)](#) makes this precise). [Theorem 3](#) then deals with the two-dimensional case, thus qualifying the observation that breaking symmetries is in general not possible. The results say that a generic choice of point breaks all symmetries. In both theorems, the “no symmetries” statement is made in a strong way: the set of reflections of the chosen point has no nonidentity isometry. Neither do there exist isometries between subsets of reflection points, as long as those subsets are geometrically “large enough.”

In the following, $\text{ref}_H(\mathbf{v})$ denotes the reflection of a point $\mathbf{v} \in \mathbb{R}^n$ in an affine hyperplane $H \subset \mathbb{R}^n$. The point \mathbf{v} can be thought of as the loudspeaker position, and the $\text{ref}_H(\mathbf{v})$ as the mirror points. In our application, \mathbf{v} together with the $\text{ref}_H(\mathbf{v})$ forms the set of sound sources.

Theorem 1. *Let \mathcal{H} be a finite set of affine hyperplanes in \mathbb{R}^n . Then there is a nonzero polynomial $f \in \mathbb{R}[x_1, \dots, x_n]$ such that for all $\mathbf{v} \in \mathbb{R}^n$ with $f(\mathbf{v}) \neq 0$ and for $H_1, \dots, H_m, H'_1, \dots, H'_m \in \mathcal{H}$ such that the normal vectors of H_1, \dots, H_m span a vector space of dimension ≥ 3 , we have: if the reflections $\mathbf{w}_i := \text{ref}_{H_i}(\mathbf{v})$, $\mathbf{w}'_i := \text{ref}_{H'_i}(\mathbf{v})$ of \mathbf{v} satisfy*

$$\|\mathbf{w}_i - \mathbf{w}_j\| = \|\mathbf{w}'_i - \mathbf{w}'_j\| \quad (1 \leq i < j \leq m),$$

then $H_i = H'_i$ and therefore $\mathbf{w}_i = \mathbf{w}'_i$ for all i . Moreover, for $H_1, H_2, H_3 \in \mathcal{H}$ with $H_1 \neq H_2$ we have

$$\|\text{ref}_{H_1}(\mathbf{v}) - \mathbf{v}\| \neq \|\text{ref}_{H_2}(\mathbf{v}) - \mathbf{v}\| \neq \|\text{ref}_{H_1}(\mathbf{v}) - \text{ref}_{H_3}(\mathbf{v})\|. \quad (1)$$

In other words, each distance between \mathbf{v} and a reflection point is unique among the distances between \mathbf{v} and reflection points and distances between two reflection points.

The theorem will be proved together with [Theorem 3](#) below.

Remark 2. (a) A hyperplane arrangement \mathcal{H} in which all the normal vectors of the hyperplanes are contained in a two-dimensional subspace is itself “morally” two-dimensional. So let us assume that our hyperplane arrangement has three hyperplanes with linearly independent normal vectors. Then choosing the \mathbf{w}_i as all the reflections of \mathbf{v} means that the hypothesis of [Theorem 1](#) is met. So if φ is a Euclidean transformation that permutes the \mathbf{w}_i , we can apply the theorem to the \mathbf{w}_i and $\mathbf{w}'_i := \varphi(\mathbf{w}_i)$. This yields $\mathbf{w}_i = \mathbf{w}'_i$, implying that φ restricts to the identity on the affine space generated by $\mathbf{w}_1, \dots, \mathbf{w}_m$. This makes it precise that $\mathbf{w}_1, \dots, \mathbf{w}_m$ have no symmetries.

(b) [Theorem 1](#) says nothing in the case of dimension $n = 2$, since in that case no hyperplanes H_1, \dots, H_m can possibly meet the dimension hypothesis on the normal vectors. In fact,

the following construction shows that in dimension two, breaking symmetries by taking reflections of a point is impossible for some arrangements of hyperplanes (which in 2D are just lines). Let $H_1, \dots, H_m \subset \mathbb{R}^2$ be lines through the coordinate origin and let $\text{rot}_{2\varphi} \in \text{SO}_2$ be a rotation about an angle 2φ , with φ not a multiple of π . We have

$$\text{rot}_{2\varphi} \circ \text{ref}_{H_i} = \text{rot}_{\varphi} \circ \text{ref}_{H_i} \circ \text{ref}_{H_i} \circ \text{rot}_{\varphi} \circ \text{ref}_{H_i} = \text{rot}_{\varphi} \circ \text{ref}_{H_i} \circ \text{rot}_{\varphi}^{-1} = \text{ref}_{\text{rot}_{\varphi}(H_i)}, \quad (2)$$

so it we set $H'_i := \text{rot}_{\varphi}(H_i)$, and, with $\mathbf{v} \in \mathbb{R}^2$ arbitrary, $\mathbf{w}_i := \text{ref}_{H_i}(\mathbf{v})$, $\mathbf{w}'_i := \text{ref}_{H'_i}(\mathbf{v})$, then

$$\|\mathbf{w}_i - \mathbf{w}_j\| = \|\text{rot}_{2\varphi}(\mathbf{w}_i) - \text{rot}_{2\varphi}(\mathbf{w}_j)\| \stackrel{(2)}{=} \|\mathbf{w}'_i - \mathbf{w}'_j\|,$$

but $H_i \neq H'_i$ and $\mathbf{w}_i \neq \mathbf{w}'_i$. So the assertion of [Theorem 1](#) fails.

To turn this into an example about symmetries, choose $\varphi = \pi/k$ with $k \geq 3$ an integer, choose a line H through the origin, and set $\mathcal{H} := \{H_i := \text{rot}_{i\varphi}(H) \mid i = 0, \dots, k-1\}$. Then the symmetry group of \mathcal{H} is a dihedral group of order $4k$, generated by rot_{φ} and ref_H . For the reflections $\mathbf{w}_i = \text{ref}_{H_i}(\mathbf{v})$, (2) yields $\mathbf{w}_{i+1} = \text{rot}_{2\varphi}(\mathbf{w}_i)$, setting $\mathbf{w}_k := \mathbf{w}_0$. So the \mathbf{w}_i form a regular polygon with k vertices and dihedral symmetry group of order $2k$. [Figure 3](#) shows this for $k = 3$.

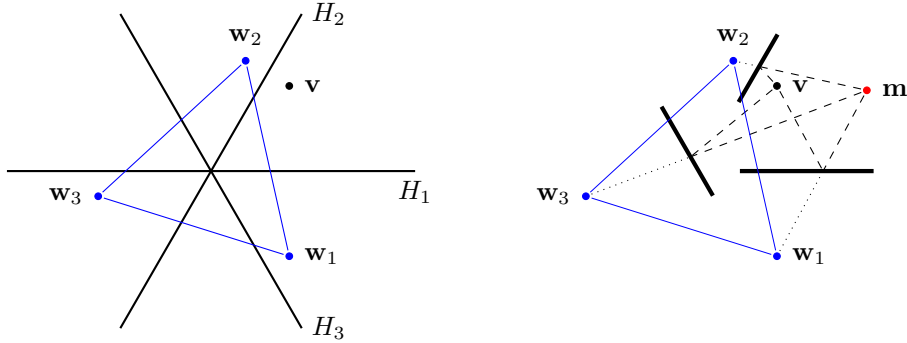


FIGURE 3. Left: no matter where \mathbf{v} is, its reflections \mathbf{w}_i in the H_i always form an equilateral triangle. **Right:** the same geometry, but now a microphone position (red) has been introduced and the hyperplanes have been reduced to limited walls. This shows that the geometry on the left can be realized in such a way that the echoes can actually be heard.

Notice that the symmetry of the triangle that swaps \mathbf{w}_1 and \mathbf{w}_2 is new since it is a reflection in a line that is not a symmetry axis of the hyperplane arrangement. \triangleleft

The next result is a variant of [Theorem 1](#) which does work in dimension 2. It requires an additional hypothesis on the hyperplane arrangement, which in dimension 2 just stipulates that the intersection of three lines in the arrangement must be empty. So one might say that precisely the situation from [Remark 2\(b\)](#), shown in [Figure 3](#), is excluded. The additional hypothesis is mild in the sense that a generic hyperplane arrangement satisfies it. Comparing [Theorems 1](#) and [3](#), one sees that the extra hypothesis allows to replace the “dimension ≥ 3 ” in [Theorem 1](#) by “dimension ≥ 2 .” Since $\|\mathbf{w}_1 - \mathbf{w}_2\| = \|\mathbf{w}'_1 - \mathbf{w}'_2\|$ cannot be enough to conclude $\mathbf{w}_i = \mathbf{w}'_i$, it is also clear that the hypothesis $|\{H_1, \dots, H_m\}| \geq 3$ is needed in [Theorem 3](#).

Theorem 3. *Let \mathcal{H} be a finite set of affine hyperplanes in \mathbb{R}^n such that no three hyperplanes from \mathcal{H} meet in codimension 2. Then there is a nonzero polynomial $f \in \mathbb{R}[x_1, \dots, x_n]$ such that for all $\mathbf{v} \in \mathbb{R}^n$ with $f(\mathbf{v}) \neq 0$ and for $H_1, \dots, H_m, H'_1, \dots, H'_m \in \mathcal{H}$ such that the normal vectors of H_1, \dots, H_m span a vector space of dimension ≥ 2 and $|\{H_1, \dots, H_m\}| \geq 3$, we have: if the reflections $\mathbf{w}_i := \text{ref}_{H_i}(\mathbf{v})$, $\mathbf{w}'_i := \text{ref}_{H'_i}(\mathbf{v})$ of \mathbf{v} satisfy*

$$\|\mathbf{w}_i - \mathbf{w}_j\| = \|\mathbf{w}'_i - \mathbf{w}'_j\| \quad (1 \leq i < j \leq m),$$

then $H_i = H'_i$ and therefore $\mathbf{w}_i = \mathbf{w}'_i$ for all i . Moreover, for $H_1, H_2, H_3 \in \mathcal{H}$ with $H_1 \neq H_2$ we have

$$\|\operatorname{ref}_{H_1}(\mathbf{v}) - \mathbf{v}\| \neq \|\operatorname{ref}_{H_2}(\mathbf{v}) - \mathbf{v}\| \neq \|\operatorname{ref}_{H_1}(\mathbf{v}) - \operatorname{ref}_{H_3}(\mathbf{v})\|. \quad (3)$$

In other words, each distance between \mathbf{v} and a reflection point is unique among the distances between \mathbf{v} and reflection points and distances between two reflection points.

Proof of Theorems 1 and 3. We first need to construct the polynomial f . It follows from Lemma 4(a) (see below this proof) that for hyperplanes $H_1, H_2, H_3 \in \mathcal{H}$, the polynomial $g_{H_1, H_2, H_3} \in \mathbb{R}[x_1, \dots, x_n]$ given by

$$g_{H_1, H_2, H_3}(\mathbf{v}) = \|\operatorname{ref}_{H_1}(\mathbf{v}) - \operatorname{ref}_{H_3}(\mathbf{v})\|^2 - \|\operatorname{ref}_{H_2}(\mathbf{v}) - \mathbf{v}\|^2$$

is nonzero. If $H_1 \neq H_2$, there is $\mathbf{v} \in \mathbb{R}^n$ such that $\|\operatorname{ref}_{H_1}(\mathbf{v}) - \mathbf{v}\| \neq \|\operatorname{ref}_{H_2}(\mathbf{v}) - \mathbf{v}\|$: one needs to avoid the hyperplane consisting of all points that have equal distance to H_1 and H_2 . So the polynomial h_{H_1, H_2} defined by

$$h_{H_1, H_2}(\mathbf{v}) = \|\operatorname{ref}_{H_1}(\mathbf{v}) - \mathbf{v}\|^2 - \|\operatorname{ref}_{H_2}(\mathbf{v}) - \mathbf{v}\|^2$$

also is nonzero. The first part of the construction of f is now given by

$$f_{\text{part 1}} := \left(\prod_{H_1, H_2, H_3 \in \mathcal{H}} g_{H_1, H_2, H_3} \right) \left(\prod_{\substack{H_1, H_2 \in \mathcal{H} \\ H_1 \neq H_2}} h_{H_1, H_2} \right).$$

So if $f_{\text{part 1}}(\mathbf{v}) \neq 0$ then (1) and (3) are satisfied.

The second part of the construction of f takes different routes for Theorem 1 or 3. In the following, we will call affine hyperplanes **linearly independent** if their normal vectors are linearly independent. It is easy to see that k hyperplanes are linearly independent if and only if they meet in codimension k : just consider the system of linear equations for determining their intersection.

Case of Theorem 1: We take three linearly independent hyperplanes $H_1, H_2, H_3 \in \mathcal{H}$ and three further hyperplanes $H'_1, H'_2, H'_3 \in \mathcal{H}$ such that

$$\|\operatorname{ref}_{H_i}(\mathbf{v}) - \operatorname{ref}_{H_j}(\mathbf{v})\| = \|\operatorname{ref}_{H'_i}(\mathbf{v}) - \operatorname{ref}_{H'_j}(\mathbf{v})\| \quad (1 \leq i < j \leq 3) \quad \text{for all } \mathbf{v} \in \mathbb{R}^n.$$

By Lemma 4(b), this implies $H_i \cap H_j = H'_i \cap H'_j$ for all i and j . Writing $\operatorname{Aff}(M)$ for the affine subspace spanned by some point set M and using the linear independence of the H_i , we conclude

$$H_1 = \operatorname{Aff}((H_1 \cap H_2) \cup (H_1 \cap H_3)) = \operatorname{Aff}((H'_1 \cap H'_2) \cup (H'_1 \cap H'_3)) \subseteq H'_1,$$

so $H_1 = H'_1$. The same argument shows $H_i = H'_i$ for all i . We write this as $(H_1, H_2, H_3) = (H'_1, H'_2, H'_3)$. Going to the contrapositive, we have shown that for $H_1, H_2, H_3 \in \mathcal{H}$ linearly independent and for $H'_1, H'_2, H'_3 \in \mathcal{H}$ with $(\underline{H}) := (H_1, H_2, H_3) \neq (H'_1, H'_2, H'_3) =: (\underline{H}')$, the polynomial $f_{\underline{H}, \underline{H}'} \in \mathbb{R}[x_1, \dots, x_n]$ defined by

$$f_{\underline{H}, \underline{H}'}(\mathbf{v}) = \sum_{1 \leq i < j \leq 3} \left(\|\operatorname{ref}_{H_i}(\mathbf{v}) - \operatorname{ref}_{H_j}(\mathbf{v})\|^2 - \|\operatorname{ref}_{H'_i}(\mathbf{v}) - \operatorname{ref}_{H'_j}(\mathbf{v})\|^2 \right)^2$$

is nonzero. We set

$$f_{\text{part 2}} := \prod_{\substack{H_1, H_2, H_3 \in \mathcal{H} \\ \text{linearly independent}}} \prod_{\substack{H'_1, H'_2, H'_3 \in \mathcal{H} \\ \text{with } (\underline{H}) \neq (\underline{H}')}} f_{\underline{H}, \underline{H}'}$$

Case of Theorem 3: Let $H_1, H_2 \in \mathcal{H}$ be linearly independent, which means that they are not parallel. Then Lemma 4(c) tells us that for $H'_1, H'_2 \in \mathcal{H}$ with $\{H_1, H_2\} \neq \{H'_1, H'_2\}$ the polynomial $f_{\underline{H}, \underline{H}'}$ given by

$$f_{\underline{H}, \underline{H}'}(\mathbf{v}) = \|\operatorname{ref}_{H_1}(\mathbf{v}) - \operatorname{ref}_{H_2}(\mathbf{v})\|^2 - \|\operatorname{ref}_{H'_1}(\mathbf{v}) - \operatorname{ref}_{H'_2}(\mathbf{v})\|^2$$

is nonzero. In this case we set

$$f_{\text{part 2}} := \prod_{\substack{H_1, H_2 \in \mathcal{H} \\ \text{linearly independent}}} \prod_{\substack{H'_1, H'_2 \in \mathcal{H} \text{ with} \\ \{H_1, H_2\} \neq \{H'_1, H'_2\}}} f_{\underline{H}, \underline{H'}}.$$

In both cases we set $f := f_{\text{part 1}} \cdot f_{\text{part 2}}$. So $f(\mathbf{v}) \neq 0$ implies (1) and (3).

To prove the other assertions of the theorems, let $\mathbf{v} \in \mathbb{R}^n$ with $f(\mathbf{v}) \neq 0$ and take $H_1, \dots, H_m, H'_1, \dots, H'_m \in \mathcal{H}$ as in the theorems such that the $\mathbf{w}_i = \text{ref}_{H_i}(\mathbf{v})$ and $\mathbf{w}'_i := \text{ref}_{H'_i}(\mathbf{v})$ satisfy

$$\|\mathbf{w}_i - \mathbf{w}_j\| = \|\mathbf{w}'_i - \mathbf{w}'_j\| \quad (1 \leq i < j \leq m). \quad (4)$$

Let $i \in \{1, \dots, m\}$ be arbitrary. We need to show $H_i = H'_i$. Again the arguments for [Theorem 1](#) and [3](#) differ.

Case of [Theorem 1](#): By hypothesis we can choose j and k in $\{1, \dots, m\}$ such that H_i, H_j, H_k have linearly independent normal vectors. Assume that $H_i \neq H'_i$. Then $f_{H_i, H_j, H_k, H'_i, H'_j, H'_k}(\mathbf{v}) \neq 0$ implies that at least one of the differences $\|\mathbf{w}_i - \mathbf{w}_j\|^2 - \|\mathbf{w}'_i - \mathbf{w}'_j\|^2$, $\|\mathbf{w}_i - \mathbf{w}_k\|^2 - \|\mathbf{w}'_i - \mathbf{w}'_k\|^2$, or $\|\mathbf{w}_j - \mathbf{w}_k\|^2 - \|\mathbf{w}'_j - \mathbf{w}'_k\|^2$ is nonzero, contradicting (4). We conclude $H_i = H'_i$, as desired.

Case of [Theorem 3](#): By hypothesis we can choose $j \in \{1, \dots, m\}$ such that H_i, H_j are linearly independent. It follows that $\{H_i, H_j\} = \{H'_i, H'_j\}$, since otherwise $f_{H_i, H_j, H'_i, H'_j}(\mathbf{v}) \neq 0$ would imply $\|\mathbf{w}_i - \mathbf{w}_j\| \neq \|\mathbf{w}'_i - \mathbf{w}'_j\|$, contradicting (4). Also by hypothesis there exists $k \in \{1, \dots, m\}$ such that $H_i \neq H_k \neq H_j$. H_k cannot be parallel to both H_i and H_j . So H_i and H_k or H_j and H_k are linearly independent. In the first case, we get, as above, $\{H_i, H_k\} = \{H'_i, H'_k\}$, and in the second case we get $\{H_j, H_k\} = \{H'_j, H'_k\}$. But either case, together with $\{H_i, H_j\} = \{H'_i, H'_j\}$, implies $H_i = H'_i$, $H_j = H'_j$ and $H_k = H'_k$.

In both cases we have seen that $H_i = H'_i$, which finishes the proof. \square

The following lemma was used in the above proof.

Lemma 4. *Assume the hypotheses of [Theorem 1](#).*

- (a) *Let $H_1, H_2, H_3 \in \mathcal{H}$. Then there exists $\mathbf{v} \in \mathbb{R}^n$ such that $\|\text{ref}_{H_1}(\mathbf{v}) - \text{ref}_{H_3}(\mathbf{v})\| \neq \|\text{ref}_{H_2}(\mathbf{v}) - \mathbf{v}\|$.*
- (b) *Let $H_1, H_2, H'_1, H'_2 \in \mathcal{H}$. If $\|\text{ref}_{H_1}(\mathbf{v}) - \text{ref}_{H_2}(\mathbf{v})\| = \|\text{ref}_{H'_1}(\mathbf{v}) - \text{ref}_{H'_2}(\mathbf{v})\|$ for all $\mathbf{v} \in \mathbb{R}^n$, then either $H_1 \cap H_2 = H'_1 \cap H'_2$, or $H_1 = H_2$ and $H'_1 = H'_2$.*
- (c) *Under the hypotheses of [Theorem 3](#), the assertion of [part \(b\)](#) can be sharpened as follows: either $\{H_1, H_2\} = \{H'_1, H'_2\}$, or H_1 is parallel to H_2 and so is H'_1 to H'_2 .*

Proof. (b) Take $\mathbf{v} \in H_1 \cap H_2$. Then $\text{ref}_{H_1}(\mathbf{v}) = \mathbf{v} = \text{ref}_{H_2}(\mathbf{v})$, so $\text{ref}_{H'_1}(\mathbf{v}) = \text{ref}_{H'_2}(\mathbf{v}) =: \mathbf{w}$ by hypothesis. If $\mathbf{w} = \mathbf{v}$, this implies $\mathbf{v} \in H'_1 \cap H'_2$. On the other hand, if $\mathbf{w} \neq \mathbf{v}$, then H'_1 consists of all points that have equal distance to \mathbf{v} and to \mathbf{w} , and the same for H'_2 ; hence $H'_1 = H'_2$. We conclude that either $H_1 \cap H_2 \subseteq H'_1 \cap H'_2$ or $H'_1 = H'_2$. From this [part \(b\)](#) follows by reversing the roles of the H_i and the H'_i .

- (c) The assertion of [part \(b\)](#) holds, but now we have the additional hypothesis of [Theorem 3](#). Assume that H_1 is not parallel to H_2 , which implies $H_1 \neq H_2$, and also that $H_1 \cap H_2$ is nonempty of codimension 2. So [part \(b\)](#) yields $H_1 \cap H_2 = H'_1 \cap H'_2$. This implies that H'_1 is not parallel to H'_2 , and that the intersection of all four hyperplanes has codimension 2. So by the hypothesis of [Theorem 3](#), these four hyperplanes are in fact only two (distinct) ones, so $\{H_1, H_2\} = \{H'_1, H'_2\}$.
- (a) Assume $\|\text{ref}_{H_1}(\mathbf{v}) - \text{ref}_{H_3}(\mathbf{v})\| = \|\text{ref}_{H_2}(\mathbf{v}) - \mathbf{v}\|$ for all $\mathbf{v} \in \mathbb{R}^n$. Then in particular for $\mathbf{v} \in H_2$ this implies $\text{ref}_{H_1}(\mathbf{v}) = \text{ref}_{H_3}(\mathbf{v})$. As in the proof of [part \(b\)](#), either $\mathbf{v} \in H_1 \cap H_3$ or $H_1 = H_3$ follows. But the latter is impossible since it would imply $\|\text{ref}_{H_1}(\mathbf{v}') - \text{ref}_{H_3}(\mathbf{v}')\| = 0 \neq \|\text{ref}_{H_2}(\mathbf{v}') - \mathbf{v}'\|$ for $\mathbf{v}' \notin H_2$, contradicting our assumption. So we conclude $H_2 \subseteq H_1 \cap H_3$. But an affine hypersurface cannot be contained in the intersection of two affine hypersurfaces unless they are equal, which we have already excluded. So our assumption leads to an unescapable contradiction. \square

3. THE CAYLEY-MENGER MATRIX AND AFFINE SUBSPACES

This section introduces some geometric tools that will be needed in [Section 4](#).

For vectors (or “points”) $\mathbf{v}_0, \dots, \mathbf{v}_m \in V$ in a vector space over a field K , recall that the **affine subspace** spanned by them, written here as $\text{Aff}(\mathbf{v}_0, \dots, \mathbf{v}_m)$, is the subset of V consisting of all linear combinations $\sum_{i=0}^m \alpha_i \mathbf{v}_i$ with $\sum_{i=0}^m \alpha_i = 1$. Its dimension is defined to be the dimension of the associated linear space, which consists of all linear combinations with $\sum_{i=0}^m \alpha_i = 0$, and which is generated by the differences $\mathbf{v}_i - \mathbf{v}_0$.

If V is a Euclidean space, the **Cayley-Menger matrix** (see Cayley [\[4\]](#)) of the \mathbf{v}_i is

$$C := \begin{pmatrix} 0 & 1 & 1 & 1 & \cdots & 1 \\ 1 & 0 & D_{0,1} & D_{0,2} & \cdots & D_{0,m} \\ 1 & D_{1,0} & 0 & D_{1,2} & \cdots & D_{1,m} \\ 1 & D_{2,0} & D_{2,1} & 0 & \cdots & D_{2,m} \\ \vdots & \vdots & \vdots & \vdots & \ddots & \vdots \\ 1 & D_{m,0} & D_{m,1} & D_{m,2} & \cdots & 0 \end{pmatrix} \in \mathbb{R}^{(m+2) \times (m+2)} \quad (5)$$

with $D_{i,j} := \|\mathbf{v}_i - \mathbf{v}_j\|^2$. For ease of talking about the rank of the Cayley-Menger matrix and some other matrices, we find it convenient to introduce the **bordered rank** of a matrix M as

$$\text{b-rank}(M) := \text{rank} \left(\begin{array}{c|ccc} 0 & 1 & \cdots & 1 \\ \hline 1 & & & \\ \vdots & & M & \\ 1 & & & \end{array} \right) - 2. \quad (6)$$

The following results are likely to be folklore, but we could not find a reference in the literature.

Proposition 5. *Let $\mathbf{v}_0, \dots, \mathbf{v}_m \in V$ be points in a Euclidean space and set $A := \text{Aff}(\mathbf{v}_0, \dots, \mathbf{v}_m)$.*

(a) *With $D_{i,j} := \|\mathbf{v}_i - \mathbf{v}_j\|^2$ we have*

$$\begin{aligned} \text{b-rank}(D_{i,j})_{i,j=0,\dots,m} &= \text{b-rank}(\langle \mathbf{v}_i, \mathbf{v}_j \rangle)_{i,j=0,\dots,m} = \\ &= \text{rank}(\langle \mathbf{v}_i - \mathbf{v}_0, \mathbf{v}_j - \mathbf{v}_0 \rangle)_{i,j=1,\dots,m} = \dim(A). \end{aligned}$$

In particular, the Cayley-Menger matrix has rank equal to $\dim(A) + 2$.

(b) *A point $\mathbf{w} \in A$ is uniquely determined by the distances between \mathbf{w} and the \mathbf{v}_i . More specifically, assume, after possibly renumbering the \mathbf{v}_i , that $A = \text{Aff}(\mathbf{v}_0, \dots, \mathbf{v}_n)$ with $n = \dim(A)$. Then with $d_i := \|\mathbf{w} - \mathbf{v}_i\|^2$ and*

$$I := \begin{pmatrix} 0 & 1 & \cdots & 1 \\ 1 & \langle \mathbf{v}_0, \mathbf{v}_0 \rangle & \cdots & \langle \mathbf{v}_0, \mathbf{v}_n \rangle \\ \vdots & \vdots & \ddots & \vdots \\ 1 & \langle \mathbf{v}_n, \mathbf{v}_0 \rangle & \cdots & \langle \mathbf{v}_n, \mathbf{v}_n \rangle \end{pmatrix} \in \mathbb{R}^{(n+2) \times (n+2)}, \quad (7)$$

the α_i given by

$$\begin{pmatrix} \alpha_0 \\ \vdots \\ \alpha_n \end{pmatrix} := \begin{pmatrix} 0 & 1/2 & & \\ \vdots & & \ddots & \\ 0 & & & 1/2 \end{pmatrix} I^{-1} \begin{pmatrix} 2 \\ \|\mathbf{v}_0\|^2 - d_0 \\ \vdots \\ \|\mathbf{v}_n\|^2 - d_n \end{pmatrix} \quad (8)$$

satisfy $\mathbf{w} = \sum_{i=0}^n \alpha_i \mathbf{v}_i$ and $\sum_{i=0}^n \alpha_i = 1$.

Remark 6. A generalized version of [Proposition 5\(a\)](#) concerns the situation where V is a vector space over a field K of characteristic $\neq 2$ equipped with a quadratic form q . Then the above rank formula holds with $D_{i,j} := q(\mathbf{v}_i - \mathbf{v}_j)$ and $\langle \cdot, \cdot \rangle$ the bilinear form associated to q , and furthermore with $\dim(A)$ replaced by $\text{rank}(q|_U)$, the rank of q restricted to the linear space associated to A .

◁

Proof of Proposition 5 and Remark 6. We start with proving Remark 6, from which Proposition 5(a) follows as a special case. Form the matrix $I \in K^{(m+2) \times (m+2)}$ as in (7), using all the vectors $\mathbf{v}_0, \dots, \mathbf{v}_m$, not just the first n of them. Now subtract the second row of I from every row below it, and then the second column from every column to the right of it. The result is the matrix

$$\tilde{I} = \left(\begin{array}{cc|ccc} 0 & 1 & 0 & \cdots & 0 \\ 1 & * & * & \cdots & * \\ \hline 0 & * & & & \\ \vdots & \vdots & & G & \\ 0 & * & & & \end{array} \right),$$

where the stars stand for entries that we do not need to specify, and the (i, j) -th entry of $G \in K^{m \times m}$ is

$$\langle \mathbf{v}_i, \mathbf{v}_j \rangle - \langle \mathbf{v}_0, \mathbf{v}_j \rangle - \langle \mathbf{v}_i, \mathbf{v}_0 \rangle + \langle \mathbf{v}_0, \mathbf{v}_0 \rangle = \langle \mathbf{v}_i - \mathbf{v}_0, \mathbf{v}_j - \mathbf{v}_0 \rangle. \quad (9)$$

We have

$$\text{b-rank}(\langle \mathbf{v}_i, \mathbf{v}_j \rangle)_{i,j=0,\dots,m} = \text{rank}(I) - 2 = \text{rank}(\tilde{I}) - 2 = \text{rank}(G),$$

so the second equation in the formula in Proposition 5(a) is proved. We can also start with the Cayley-Menger matrix C (see (5)) with $D_{i,j} := q(\mathbf{v}_i - \mathbf{v}_j)$, and perform the same row and column operations that we performed on I . The resulting matrix is

$$\tilde{C} = \left(\begin{array}{cc|ccc} 0 & 1 & 0 & \cdots & 0 \\ 1 & * & * & \cdots & * \\ \hline 0 & * & & & \\ \vdots & \vdots & & H & \\ 0 & * & & & \end{array} \right),$$

where the (i, j) -th entry of $H \in K^{m \times m}$ is

$$\begin{aligned} D_{i,j} - D_{0,j} - D_{i,0} &= \langle \mathbf{v}_i - \mathbf{v}_j, \mathbf{v}_i - \mathbf{v}_j \rangle - \langle \mathbf{v}_0 - \mathbf{v}_j, \mathbf{v}_0 - \mathbf{v}_j \rangle - \langle \mathbf{v}_i - \mathbf{v}_0, \mathbf{v}_i - \mathbf{v}_0 \rangle = \\ &= -2\langle \mathbf{v}_i, \mathbf{v}_j \rangle + 2\langle \mathbf{v}_0, \mathbf{v}_j \rangle + 2\langle \mathbf{v}_i, \mathbf{v}_0 \rangle - 2\langle \mathbf{v}_0, \mathbf{v}_0 \rangle, \end{aligned}$$

so $H = -2G$ by (9). As above, we get $\text{b-rank}(D_{i,j})_{i,j=0,\dots,m} = \text{rank}(G)$, and the second equation in the formula in Proposition 5(a) follows.

It remains to show that $\text{rank}(G) = \text{rank}(q|_U)$. Replacing every \mathbf{v}_i by $\mathbf{v}_i - \mathbf{v}_0$ does not change G or the subspace U , so making this replacement we may assume $\mathbf{v}_0 = 0$. Now U is generated (as a vector space) by the \mathbf{v}_i , and we may also replace V by U . Since V is now finite-dimensional we may assume $V = K^n$. So we have $\langle \mathbf{v}, \mathbf{w} \rangle = \mathbf{v}^T A \mathbf{w}$ with $A \in K^{n \times n}$ symmetric, and $\text{rank}(A) = \text{rank}(q) = \text{rank}(q|_U)$. So we need to show $\text{rank}(G) = \text{rank}(A)$.

By (9) and since $\mathbf{v}_0 = 0$, the entries of G are the $\langle \mathbf{v}_i, \mathbf{v}_j \rangle$, so With $E := (\mathbf{v}_1 | \mathbf{v}_2 | \cdots | \mathbf{v}_m) \in K^{n \times m}$ we have $G = E^T A E$. Since the \mathbf{v}_i generate V , E has rank n , so the linear map $K^m \rightarrow K^n$ defined by E is surjective. Likewise, the linear map $K^n \rightarrow K^m$ defined by E^T is injective, so the map given by $E^T A E = G$ has an image of dimension equal to $\text{rank}(A)$. This shows $\text{rank}(G) = \text{rank}(A)$, so the proof of Remark 6 and Proposition 5(a) is finished.

Now we prove Proposition 5(b). The hypothesis $\mathbf{w} \in A$ implies that there exist $\alpha_0, \dots, \alpha_n \in \mathbb{R}$ such that $\mathbf{w} = \sum_{i=0}^n \alpha_i \mathbf{v}_i$ and $\sum_{i=0}^n \alpha_i = 1$. With I as defined in (7), we get

$$I \cdot \begin{pmatrix} -\|\mathbf{w}\|^2 \\ 2\alpha_0 \\ \vdots \\ 2\alpha_n \end{pmatrix} = \begin{pmatrix} 2 \\ -\|\mathbf{w}\|^2 + 2\langle \mathbf{v}_0, \mathbf{w} \rangle \\ \vdots \\ -\|\mathbf{w}\|^2 + 2\langle \mathbf{v}_n, \mathbf{w} \rangle \end{pmatrix} = \begin{pmatrix} 2 \\ \|\mathbf{v}_0\|^2 - \|\mathbf{w} - \mathbf{v}_0\|^2 \\ \vdots \\ \|\mathbf{v}_n\|^2 - \|\mathbf{w} - \mathbf{v}_n\|^2 \end{pmatrix} = \begin{pmatrix} 2 \\ \|\mathbf{v}_0\|^2 - d_0 \\ \vdots \\ \|\mathbf{v}_n\|^2 - d_n \end{pmatrix}$$

Since I is invertible by Proposition 5(a), the desired equation (8) follows from this. \square

If we have points $\mathbf{v}_0, \dots, \mathbf{v}_n$ in an n -dimensional Euclidean space V not lying in a proper affine subspace (i.e., $V = \text{Aff}(\mathbf{v}_0, \dots, \mathbf{v}_n)$), then by Proposition 5(b) any $\mathbf{w} \in V$ can be determined from the distances $\|\mathbf{w} - \mathbf{v}_i\|$. Given several such points $\mathbf{w}_1, \dots, \mathbf{w}_m$, their mutual distances $\|\mathbf{w}_i - \mathbf{w}_j\|$

can then be worked out. The following result allows the computation of the mutual distances in a direct way, and without any knowledge of the \mathbf{v}_i ; only the distances between them are needed.

Proposition 7. *Let $\mathbf{v}_0, \dots, \mathbf{v}_n \in V$ be points in an n -dimensional Euclidean space that do not lie in a proper affine subspace, and let $C \in \mathbb{R}^{(n+2) \times (n+2)}$ be their Cayley-Menger matrix. Let $\mathbf{w}_1, \dots, \mathbf{w}_m \in V$ be further points and form the matrix $\Delta \in \mathbb{R}^{(n+2) \times m}$ whose i -th column is $(1, \|\mathbf{w}_i - \mathbf{v}_0\|^2, \dots, \|\mathbf{w}_i - \mathbf{v}_n\|^2)^T$. Then we have*

$$\begin{pmatrix} 0 & \|\mathbf{w}_1 - \mathbf{w}_2\|^2 & \|\mathbf{w}_1 - \mathbf{w}_3\|^2 & \cdots & \|\mathbf{w}_1 - \mathbf{w}_m\|^2 \\ \|\mathbf{w}_2 - \mathbf{w}_1\|^2 & 0 & \|\mathbf{w}_2 - \mathbf{w}_3\|^2 & \cdots & \|\mathbf{w}_2 - \mathbf{w}_m\|^2 \\ \|\mathbf{w}_3 - \mathbf{w}_1\|^2 & \|\mathbf{w}_3 - \mathbf{w}_2\|^2 & 0 & \cdots & \|\mathbf{w}_3 - \mathbf{w}_m\|^2 \\ \vdots & \vdots & \vdots & \ddots & \vdots \\ \|\mathbf{w}_m - \mathbf{w}_1\|^2 & \|\mathbf{w}_m - \mathbf{w}_2\|^2 & \|\mathbf{w}_m - \mathbf{w}_3\|^2 & \cdots & 0 \end{pmatrix} = \Delta^T C^{-1} \Delta. \quad (10)$$

Proof. By [Proposition 5\(a\)](#), C has rank $n + 2$, so C^{-1} exists. Let us first consider the case of two points $\mathbf{w}, \mathbf{w}' \in V$. For ease of notation write $d_i := \|\mathbf{w} - \mathbf{v}_i\|^2$, $e_i := \|\mathbf{w}' - \mathbf{v}_i\|^2$, and $f := \|\mathbf{w} - \mathbf{w}'\|^2$. So with $D_{i,j} := \|\mathbf{v}_i - \mathbf{v}_j\|^2$, the Cayley-Menger matrix of the points $\mathbf{v}_0, \dots, \mathbf{v}_n, \mathbf{w}, \mathbf{w}'$ is

$$\tilde{C} = \begin{pmatrix} 0 & 1 & 1 & \cdots & 1 & 1 & 1 \\ 1 & 0 & D_{0,1} & \cdots & D_{0,n} & d_0 & e_0 \\ 1 & D_{1,0} & 0 & \cdots & D_{1,n} & d_1 & e_1 \\ \vdots & \vdots & \vdots & \ddots & \vdots & \vdots & \vdots \\ 1 & D_{n,0} & D_{n,1} & \cdots & 0 & d_n & e_n \\ 1 & d_0 & d_1 & \cdots & d_n & 0 & f \\ 1 & e_0 & e_1 & \cdots & e_n & f & 0 \end{pmatrix} = \left(\begin{array}{c|cc} & 1 & 1 \\ & d_0 & e_0 \\ & d_1 & e_1 \\ & \vdots & \vdots \\ & d_n & e_n \\ \hline 1 & d_0 & d_1 & \cdots & d_n & 0 & f \\ 1 & e_0 & e_1 & \cdots & e_n & f & 0 \end{array} \right).$$

We have

$$\begin{pmatrix} 1 & d_0 & d_1 & \cdots & d_n \\ 1 & e_0 & e_1 & \cdots & e_n \end{pmatrix} = \left(\begin{pmatrix} 1 & d_0 & d_1 & \cdots & d_n \\ 1 & e_0 & e_1 & \cdots & e_n \end{pmatrix} C^{-1} \right) \cdot C,$$

which tells us how the rows in the block below C can be written in a unique way as a linear combination of the rows of C . Since $\text{rank}(\tilde{C}) = \text{rank}(C)$ (again by [Proposition 5\(a\)](#)), the same linear combination of the $n + 2$ upper rows must represent the two bottom rows. Therefore

$$\begin{pmatrix} 0 & f \\ f & 0 \end{pmatrix} = \begin{pmatrix} 1 & d_0 & d_1 & \cdots & d_n \\ 1 & e_0 & e_1 & \cdots & e_n \end{pmatrix} C^{-1} \begin{pmatrix} 1 & 1 \\ d_0 & e_0 \\ d_1 & e_1 \\ \vdots & \vdots \\ d_n & e_n \end{pmatrix}.$$

We obtain

$$\|\mathbf{w} - \mathbf{w}'\|^2 = f = \begin{pmatrix} 1 & d_0 & d_1 & \cdots & d_n \end{pmatrix} \cdot C^{-1} \cdot \begin{pmatrix} 1 \\ e_0 \\ e_1 \\ \vdots \\ e_n \end{pmatrix} = \begin{pmatrix} 1 & \|\mathbf{w} - \mathbf{v}_0\|^2 \\ \|\mathbf{w} - \mathbf{v}_1\|^2 \\ \vdots \\ \|\mathbf{w} - \mathbf{v}_n\|^2 \end{pmatrix}^T C^{-1} \begin{pmatrix} 1 \\ \|\mathbf{w}' - \mathbf{v}_0\|^2 \\ \|\mathbf{w}' - \mathbf{v}_1\|^2 \\ \vdots \\ \|\mathbf{w}' - \mathbf{v}_n\|^2 \end{pmatrix}.$$

Since this holds for any two points \mathbf{w} and \mathbf{w}' , the equation [\(10\)](#) follows. \square

4. A RECONSTRUCTION ALGORITHM FOR THE VEHICLE PATH AND SOURCE POSITION

In this section we present an algorithm that is run each time a loudspeaker emits a sound signal as the vehicle moves along a path. The vehicle, on which the data is acquired and the computations are performed, is assumed to know when the signal is emitted. For example, the vehicle and the loudspeaker might share a common clock and follow a predetermined signal firing schedule, or they might be connected so that the vehicle can tell the loudspeaker when to emit a signal. However, the vehicle does not need to know the loudspeaker position.

When possible, the algorithm computes the position of the vehicle at the time where the sound is emitted by the loudspeaker. It also computes the position of the sound sources (mirror points or loudspeaker) that were heard by the four microphones. Over time, the list of reconstructed sources grows to include more and more sources as they are being discovered.

When for the first time at least four noncoplanar sound sources have been detected, their positions are stored relative to a coordinate system that is defined by the current location of the vehicle. This coordinate system will be frozen and used at all times. In each subsequent call, the algorithm seeks to match at least four noncoplanar detected sound sources with sound sources that have previously been detected. This enables the algorithm to determine the vehicle position, and express the positions of the newly detected sound sources in terms of the coordinate system that has been frozen before. If desired, the frozen coordinate system can later be recalibrated to some other coordinate system.

Algorithm 8 (Self-location and detecting environment geometry).

Input (optional): A list of points $\mathbf{s}_1, \dots, \mathbf{s}_n \in \mathbb{R}^3$, which are known positions of sound sources. The \mathbf{s}_i may not be coplanar, so in particular $n \geq 4$. The list of \mathbf{s}_i is either taken from previous runs of the algorithm or passed to it after preparing the room in the room-coordinates scenario (see above).

In both scenarios it is assumed that the algorithm knows the coordinate vectors $\mathbf{m}_1, \dots, \mathbf{m}_4 \in \mathbb{R}^3$ of the positions of the microphones with respect to the coordinate system given by the principal axes (roll, pitch and yaw) of the vehicle.

Output: In case of success, the output consists of:

- (a) an updated list of known positions of sound sources \mathbf{s}_i , which can be used as input for the next call, and,
- (b) if input was provided: the present location of the vehicle, given by the position $\mathbf{v} \in \mathbb{R}^3$ of its center of mass and by a matrix in $A \in O_3(\mathbb{R})$ whose columns give the present directions of the principal axes. (If no input was provided, the output consists only of what is described in (a).)

If unsuccessful, the algorithm returns “FAIL.” In this case, the list of known sound sources from the last successful call remains unchanged and should be used for the next call.

- (1) **Data collection:** After a sound has been emitted by the loudspeaker, for each $i = 1, \dots, 4$ record the signals from this sound and its first-order echoes as received by the i -th microphone. From the times of reception, calculate the distances travelled by the signals from emission to reception, and for each microphone collect the squares of these distances in a set \mathcal{D}_i .
- (2) **Echo matching:** With $f_D(x_1, x_2, x_3, x_4)$ given by Equation (11) below, form the matrix $\Delta \in \mathbb{R}^{4 \times m}$ whose columns are the $(d_1, d_2, d_3, d_4)^T$ such that $f_D(d_1, d_2, d_3, d_4) = 0$, where (d_1, \dots, d_4) ranges through the cartesian product $\mathcal{D}_1 \times \dots \times \mathcal{D}_4$. Then the columns of Δ correspond to the detected sound sources, and in each column the i -th entry is the squared distance between the i -th microphone and the sound source.
- (3) **Compute the distance matrix:** With $\Delta_{i,j}$ the entries of Δ , form the matrix

$$\bar{\Delta} := \begin{pmatrix} 1 & \cdots & 1 \\ \Delta_{1,1} & \cdots & \Delta_{1,m} \\ \vdots & & \vdots \\ \Delta_{4,1} & \cdots & \Delta_{4,m} \end{pmatrix} \in \mathbb{R}^{5 \times m}.$$

With $C \in \mathbb{R}^{5 \times 5}$ the Cayley-Menger matrix of the \mathbf{m}_i given in Equation (5), compute the matrix

$$D^{\text{detected}} := \bar{\Delta}^T C^{-1} \bar{\Delta} \in \mathbb{R}^{m \times m}.$$

Then D^{detected} stores the squared distances between the detected sound sources.

- (4) **Case distinctions:** If $\text{b-rank}(D^{\text{detected}}) < 3$ (see (6) for the definition of the bordered rank), return “FAIL” and skip the remaining steps. The condition on the bordered rank means that the detected sound sources are coplanar.

If no points \mathbf{s}_i have been passed as input to the algorithm, set $\mathbf{b}_i := \mathbf{m}_i$ ($i = 1, \dots, 4$) and go to step (7).

- (5) **Submatrix Matching:** Form the matrix $D^{\text{known}} \in \mathbb{R}^{n \times n}$ with entries $\|\mathbf{s}_i - \mathbf{s}_j\|^2$. If possible, find indices $i_1, \dots, i_4 \in \{1, \dots, m\}$ and $j_1, \dots, j_4 \in \{1, \dots, n\}$ such that, with notation explained below,

$$D_{i_1, \dots, i_4}^{\text{detected}} = D_{j_1, \dots, j_4}^{\text{known}}$$

and such that $\text{b-rank}(D_{i_1, \dots, i_4}^{\text{detected}}) = 3$. See [Algorithm 10](#) below for an efficient way to find the i 's and j 's.

If no such i_1, \dots, i_4 and j_1, \dots, j_4 exist, return “FAIL” and skip the remaining steps of the algorithm.

If they do exist, the mutual distances between the known points $\mathbf{s}_{j_1}, \dots, \mathbf{s}_{j_4}$ are the same as the mutual distances between the detected points corresponding to the columns of Δ with numbers i_1, \dots, i_4 . The remaining steps work with the assumption that these detected points *are* $\mathbf{s}_{j_1}, \dots, \mathbf{s}_{j_4}$. Set $\mathbf{b}_i := \mathbf{s}_{j_i}$ ($i = 1, \dots, 4$).

- (6) **Self-locating:** Set

$$M := \begin{pmatrix} \mathbf{m}_1 & \mathbf{m}_2 & \mathbf{m}_3 & \mathbf{m}_4 \\ 1 & 1 & 1 & 1 \end{pmatrix} \in \mathbb{R}^{4 \times 4}.$$

and let $B \in \mathbb{R}^{3 \times 4}$ be the upper 3×4 -part of the transpose-inverse

$$\begin{pmatrix} \mathbf{b}_1 & \mathbf{b}_2 & \mathbf{b}_3 & \mathbf{b}_4 \\ 1 & 1 & 1 & 1 \end{pmatrix}^{-T} \in \mathbb{R}^{4 \times 4}.$$

Compute

$$(A \mid \mathbf{v}) := \frac{1}{2} B \cdot (\|\mathbf{b}_j\|^2 - \Delta_{k,i_j})_{j,k=1,\dots,4} \cdot M^{-1}$$

with $A \in \mathbb{R}^{3 \times 3}$ and $\mathbf{v} \in \mathbb{R}^3$. Then, as we will see in the proof of [Theorem 9](#), \mathbf{v} is the present position of the vehicle's center of mass, $A \in \text{O}_3(\mathbb{R})$, and the columns of A give the present directions of its principal axes.

To prepare for step (7), set $\Delta_{j,k} := D_{i_j,k}^{\text{detected}}$, the (i_j, k) -entry of D^{detected} ($j = 1, \dots, 4$, $k = 1, \dots, m$). This is the squared distance between \mathbf{b}_j and the k -th detected point.

Return \mathbf{v} and A (as the output described in (b)), and continue with step (7).

- (7) **Knowledge update:** With B defined as in step (6), compute the points

$$\mathbf{t}_k := \frac{1}{2} B \cdot \begin{pmatrix} \|\mathbf{b}_1\|^2 - \Delta_{1,k} \\ \vdots \\ \|\mathbf{b}_4\|^2 - \Delta_{4,k} \end{pmatrix}$$

($k = 1, \dots, m$). As shown in the proof of [Theorem 9](#), these are the detected sound sources. Update the list $\mathbf{s}_1, \dots, \mathbf{s}_n$ by adding those \mathbf{t}_k that are not equal to one of the \mathbf{s}_i . Return the updated list of \mathbf{s}_i as the output described in (a).

In the following we explain some notation used in the algorithm and make some remarks.

- Step (2):** From the coordinate vectors \mathbf{m}_i of the microphone positions, the algorithm can compute their squared mutual distances $D_{i,j} = \|\mathbf{m}_i - \mathbf{m}_j\|^2$. From these, it can form the Cayley-Menger matrix $C \in \mathbb{R}^{5 \times 5}$ according to (5) and the **Cayley-Menger polynomial**

$$f_D(x_1, x_2, x_3, x_4) = \det \left(\begin{array}{ccccc|c} & & & & & 1 \\ & & & & & x_1 \\ & & & & & x_2 \\ & & & & & x_3 \\ & & & & & x_4 \\ \hline 1 & x_1 & x_2 & x_3 & x_4 & 0 \end{array} \right). \quad (11)$$

- Step (5):** If $i_1, \dots, i_r \in \{1, \dots, m\}$, we write $D_{i_1, \dots, i_r} \in \mathbb{R}^{r \times r}$ is the submatrix obtained by selecting the rows and columns with indices i_1, \dots, i_r , or more formally $D_{i_1, \dots, i_r} := (d_{i_j, i_k})_{j,k=1, \dots, r}$.

Step (6): From the matrix $A = \begin{pmatrix} a_{1,1} & a_{1,2} & a_{1,3} \\ a_{2,1} & a_{2,2} & a_{2,3} \\ a_{3,1} & a_{3,2} & a_{3,3} \end{pmatrix}$, the present yaw, pitch and roll angles α , β and γ , respectively, can be easily determined by the well-known formulas

$$\alpha = \text{atan2}(a_{2,1}, a_{1,1}), \quad \beta = -\arcsin(a_{3,1}) \quad \text{and} \quad \gamma = \text{atan2}(a_{3,2}, a_{3,3})$$

(if $|a_{3,1}| \neq 1$; otherwise $\beta = -a_{3,1} \cdot \pi/2$, $\gamma = 0$ and $\alpha = \text{atan2}(-a_{1,2}, a_{2,2})$ is a non-unique solution). There is a small caveat: for these formulas to give the expected values, the coordinate system used by the algorithm needs to be oriented as the vehicle-coordinate system (right- or left-handed), and its z -axis needs to point up or down in accordance with the vehicle's yaw axis.

Step (7): Some heuristics may be applied to only add such \mathbf{t}_k into the list that are “sufficiently far away” from points already in the list. Moreover, if the list grows so long that it renders step (5) inefficient, points may be deleted from the list, as long as the points still in the list do not become coplanar. But since Algorithm 10 is generically only quadratic in n , this should be unlikely to happen.

Theorem 9. *Algorithm 8 is correct under the following assumptions:*

- (a) *No ghost walls are detected.*
- (b) *For sound sources $\mathbf{s}_1, \dots, \mathbf{s}_4, \mathbf{s}'_1, \dots, \mathbf{s}'_4$ such that the \mathbf{s}_i are not coplanar, the condition that $\|\mathbf{s}_i - \mathbf{s}_j\| = \|\mathbf{s}'_i - \mathbf{s}'_j\|$ for $1 \leq i < j \leq 4$ implies that $\mathbf{s}_i = \mathbf{s}'_i$ for all i .*

So due to [1,2], the hypothesis (a) is satisfied for almost all vehicle positions, and due to Theorem 1, the hypothesis (b) is satisfied for almost all loudspeaker positions.

Proof. The correctness of step (2) is the very definition of “no ghost walls.” Step (3) is correct because of Proposition 7, but there is one subtlety to observe: $\Delta_{i,j}$ is the squared distance between the j -th detected source and the (unknown) position $\tilde{\mathbf{m}}_i$ of the i -th microphone at the time when the algorithm was called, so Proposition 7 has to be used with the $\tilde{\mathbf{m}}_i$ instead of the time-independent (and known) coordinate vectors \mathbf{m}_i . But since the \mathbf{m}_i are coordinate vectors with respect to a cartesian coordinate system, we always have $\|\tilde{\mathbf{m}}_i - \tilde{\mathbf{m}}_j\| = \|\mathbf{m}_i - \mathbf{m}_j\|$, so setting up the matrix C with the \mathbf{m}_i instead of the $\tilde{\mathbf{m}}_i$ does yield the correct result.

In step (4), the first condition guarantees that the algorithm only proceeds if the detected sound sources are not coplanar (this follows from Proposition 5(a)), and in particular there are at least four of them. The second “If”-statement applies if the algorithm was called without input, which can only happen in the first call in which non-coplanar sources were detected. The correctness of the assumption made in step (5) is guaranteed by assumption (b) of the theorem.

The main part of the proof concerns steps (6) and (7). Both use “reference points” $\mathbf{b}_1, \dots, \mathbf{b}_4$. For any vector $\mathbf{w} \in \mathbb{R}^3$ we have

$$\left(\begin{array}{cccc} \mathbf{b}_1 & \mathbf{b}_2 & \mathbf{b}_3 & \mathbf{b}_4 \\ 1 & 1 & 1 & 1 \end{array} \right)^T \begin{pmatrix} 2\mathbf{w} \\ -\|\mathbf{w}\|^2 \end{pmatrix} = \begin{pmatrix} 2\langle \mathbf{b}_1, \mathbf{w} \rangle - \|\mathbf{w}\|^2 \\ \vdots \\ 2\langle \mathbf{b}_4, \mathbf{w} \rangle - \|\mathbf{w}\|^2 \end{pmatrix} = \begin{pmatrix} \|\mathbf{b}_1\|^2 - \|\mathbf{b}_1 - \mathbf{w}\|^2 \\ \vdots \\ \|\mathbf{b}_4\|^2 - \|\mathbf{b}_4 - \mathbf{w}\|^2 \end{pmatrix}.$$

The \mathbf{b}_j used in the algorithm are not coplanar, which means that the matrix on the left is invertible. So if $B \in \mathbb{R}^{3 \times 4}$ is as in steps (6) and (7) and if $\Delta_l := \|\mathbf{b}_l - \mathbf{w}\|^2$, then

$$\mathbf{w} = \frac{1}{2} B \cdot \begin{pmatrix} \|\mathbf{b}_1\|^2 - \Delta_1 \\ \vdots \\ \|\mathbf{b}_4\|^2 - \Delta_4 \end{pmatrix}. \quad (12)$$

Let us write $\mathbf{t}_1, \dots, \mathbf{t}_m$ for the positions of the detected sound sources (which step (7) seeks to work out). So $\mathbf{t}_{i_l} = \mathbf{s}_{j_l}$ for $l = 1, \dots, 4$ by the assumption made in step (5).

Now step (7) can be reached directly from step (4), or from step (6). In the first case we have $\mathbf{b}_l = \mathbf{m}_l$ and $\Delta_{l,k} = \|\mathbf{m}_l - \mathbf{t}_k\|^2 = \|\mathbf{b}_l - \mathbf{t}_k\|^2$ (from step (2)), and in the second case $\mathbf{b}_l = \mathbf{s}_{j_l} = \mathbf{t}_{i_l}$ (from step (5)) and $\Delta_{l,k} = D_{i_l, k}^{\text{detected}} = \|\mathbf{t}_{i_l} - \mathbf{t}_k\|^2 = \|\mathbf{b}_l - \mathbf{t}_k\|^2$. So in both cases the formula for \mathbf{t}_k in step (7) is correct by (12). Notice that in the first case (which happens in the case of zero input, and only in the first successful call of the algorithm), the points $\mathbf{b}_l = \mathbf{m}_l$

are represented according to the coordinate system given by the principal axes of the vehicle *at the time when the algorithm was called*. Therefore the \mathbf{t}_k are also represented according to this coordinate system. These are fed back into the algorithm in subsequent calls and serve, together with sound sources detected later, as reference points. It follows that all detected sound sources will be given according to this coordinate system. Being virtual sound sources, they remain fixed even as the vehicle moves on, so the coordinate system is also fixed once and for all. If, on the other hand, some input is given to the initial call of the algorithm, then the coordinate system according to which the input is given remains unchanged throughout.

Step (6) is always called with reference points $\mathbf{b}_l = \mathbf{s}_{j_l} = t_{i_l}$, which is given according to the permanently chosen coordinate system. The Δ_{k,i_l} come from step (2), so they are the squared distance between $\mathbf{t}_{i_l} = \mathbf{b}_l$ and the k -th microphone *at the time when the algorithm was called*, which we write as $\tilde{\mathbf{m}}_k$ as before. So $\Delta_{k,i_l} = \|\mathbf{b}_l - \tilde{\mathbf{m}}_k\|^2$, and (12) shows that

$$\frac{1}{2}B \cdot (\|\mathbf{b}_l\|^2 - \Delta_{k,i_l})_{l,k=1,\dots,4} = (\tilde{\mathbf{m}}_1 \mid \cdots \mid \tilde{\mathbf{m}}_4). \quad (13)$$

Now in contrast to the $\tilde{\mathbf{m}}_k$, the \mathbf{m}_k are the coordinate vectors of the microphone positions with respect to the principal axes of the vehicle. Since the microphones are mounted on the vehicle, these coordinate vectors remain constant, so in particular they apply to the present position of the microphones. Since the origin of the vehicle-coordinate system is \mathbf{v} , the center of mass, this means that $\tilde{\mathbf{m}}_k - \mathbf{v}$ is a linear combination of the unit vectors \mathbf{x} , \mathbf{y} and \mathbf{z} defining the present directions of the principal axis, with the coefficients of the linear combination given by the components of \mathbf{m}_k . With $A := (\mathbf{x} \mid \mathbf{y} \mid \mathbf{z})$, we can write this as $\tilde{\mathbf{m}}_k = A \cdot \mathbf{m}_k + \mathbf{v}$, or in matrix form $(\tilde{\mathbf{m}}_1 \mid \cdots \mid \tilde{\mathbf{m}}_4) = (A \mid \mathbf{v}) \cdot M$ with M as defined in step (6). Combining this with (13) shows that the formula for $(A \mid \mathbf{v})$ in step (6) is correct. Since \mathbf{x} , \mathbf{y} and \mathbf{z} are perpendicular unit vectors, $A \in O_3(\mathbb{R})$ follows. \square

The following algorithm is a “subroutine” of Algorithm 8. We formulate it in a slightly more general form.

Algorithm 10 (Find matching submatrices).

Input: Two symmetric matrices $A = (a_{i,j}) \in \mathbb{R}^{m \times m}$ and $B = (b_{i,j}) \in \mathbb{R}^{n \times n}$, and an integer r with $1 \leq r \leq \min\{m, n\}$.

Output: Integers $i_1, \dots, i_r \in \{1, \dots, m\}$ and $j_1, \dots, j_r \in \{1, \dots, n\}$ with the $i_\nu < i_\mu$ and the $j_\nu \neq j_\mu$ for $\nu < \mu$, such that $A_{i_1, \dots, i_r} = B_{j_1, \dots, j_r}$ and $\text{b-rank}(A_{i_1, \dots, i_r}) = r - 1$, or “FAIL” if no such i_ν and j_ν exist.

- (1) Set $k := 1$ and $i_1 := j_1 := 1$.
- (2) WHILE $k \leq r$ DO
 - (3) IF $j_k \notin \{n + 1, j_1, \dots, j_{k-1}\}$, $a_{i_k, i_\nu} = b_{j_k, j_\nu}$ for $1 \leq \nu \leq k$, and $\text{b-rank}(A_{i_1, \dots, i_k}) = k - 1$, THEN set $i_{k+1} := i_k + 1$, $j_{k+1} := 1$ and $k := k + 1$.
 - (4) ELSE IF $j_k < n$, THEN set $j_k := j_k + 1$.
 - (5) ELSE IF $i_k < m - r + k$, THEN set $i_k := i_k + 1$ and $j_k := 1$.
 - (6) ELSE IF $k > 1$, THEN set $j_{k-1} := j_{k-1} + 1$ and $k := k - 1$.
 - (7) ELSE Return “FAIL”.
 - (8) END IF
- (3) END WHILE
- (4) Return i_1, \dots, i_r and j_1, \dots, j_r .

The condition on the bordered rank is not an essential part of the algorithm. For other possible applications of the algorithm, this condition can be replaced by any other condition of interest, or omitted altogether.

Theorem 11. *Algorithm 10 terminates after finitely many steps and is correct. Moreover, if the $b_{i,j}$ for $1 \leq i < j \leq n$ are pairwise distinct, then the algorithm requires $\mathcal{O}(m^r n + m^2 n^2)$ operations of real numbers (almost all of them comparisons) for fixed r .*

Proof. We compare tuples $(i_1, j_1, i_2, j_2, \dots, i_k, j_k)$ of different lengths lexicographically with the additional rule that appending entries to a tuple makes it bigger, as in a real lexicon. So in all

steps (3)–(6), the tuple is replaced by a strictly bigger one (which is made longer in step (3) and shorter in step (6)). Since the total length is bounded by r and the entries are bounded by $\max\{m, n + 1\}$, this guarantees termination.

To prove correctness, we claim that throughout the algorithm we have $a_{i_\nu, i_\mu} = b_{j_\nu, j_\mu}$ for $1 \leq \nu, \mu < k$. In fact, this is true for $k = 1$, and step (3) affords a proof by induction on k . So if the algorithm terminates with returning integers i_ν and j_ν , then $k = r + 1$ was reached, so indeed $A_{i_1, \dots, i_r} = B_{j_1, \dots, j_r}$. Moreover, the tuple (i_1, \dots, i_k) is increasing throughout the algorithm, and step (3) makes sure that the j_ν are pairwise distinct. The rank condition in that step provides the condition on the \mathbf{s}_{i_ν} .

Conversely, assume there exist integers $i'_1, \dots, i'_r, j'_1, \dots, j'_r$ meeting the specifications of the algorithm. We claim that throughout the algorithm

$$(i'_1, j'_1, \dots, i'_k, j'_k) \geq (i_1, j_1, \dots, i_k, j_k) \quad (14)$$

(comparing lexicographically). This is true after step (1) since $(i'_1, j'_1) \geq (1, 1)$. Moreover, if the conditions in step (3) are satisfied, then also $(i'_1, j'_1, \dots, i'_{k+1}, j'_{k+1}) \geq (i_1, j_1, \dots, i_k, j_k, i_k + 1, 1)$, so (14) continues to hold. On the other hand, if at least one of the conditions in step (3) does not hold, this implies $(i'_1, j'_1, \dots, i'_k, j'_k) \neq (i_1, j_1, \dots, i_k, j_k)$, so we have “ $>$ ” in (14). Therefore $(i'_1, j'_1, \dots, i'_k, j'_k) \geq (i_1, j_1, \dots, i_k, j_k + 1)$. By the specifications of the algorithm, we have $j'_k \leq n$ and $i'_k \leq m - r + k$. So if $j_k \geq n$, then $(i'_1, j'_1, \dots, i'_k, j'_k) \geq (i_1, j_1, \dots, i_k + 1, 1)$, and if in addition $i_k \geq m - r + k$, then even $(i'_1, j'_1, \dots, i'_{k-1}, j'_{k-1}) \geq (i_1, j_1, \dots, i_{k-1}, j_{k-1} + 1)$. This shows that if the condition of any of the steps (4)–(6) is satisfied, then (14) continues to hold, so indeed it holds throughout. The argument also shows that if step (6) were reached with $k = 1$, then $(i'_1, j'_1) > (i_1, j_1)$ but $i_1 \geq m - r + 1 \geq i'_1$, and $j_1 \geq n \geq j'_1$, a contradiction. So if the specifications of the algorithm are satisfiable, the algorithm will not return “FAIL.”

Finally, let us consider the running time. For each $k = 1, \dots, r$ we give an upper bound for the number of comparisons (i.e., checks whether $a_{i_k, i_\nu} = b_{j_k, j_\nu}$ in step (3)) that occur during the entire run of the algorithm for this particular k . For $k = 1$, there are at most $m \cdot n$ comparisons, as i_1 and j_1 range. For $k = 2$, the upper bound is $\binom{m}{2} \cdot n(n-1) \cdot k \leq m^2 n^2$. Now $k \geq 3$ is only reached if $b_{j_1, j_2} = a_{i_1, i_2}$, and by the hypothesis on the distinctness of the entries of B , this condition determines the set $\{j_1, j_2\}$, so there are only two possibilities for the ordered pair (j_1, j_2) . Thus for $k = 3$ only j_3 ranges freely, and we get $2 \cdot (n-2) \cdot \binom{m}{3} \cdot k \leq m^3 n$ as an upper bound. Finally, for $k > 3$ we have $b_{j_1, j_\nu} = a_{i_1, i_\mu}$ for $\nu < k$, in particular for $\nu = 2, 3$. This determines the sets $\{j_1, j_2\}$ and $\{j_1, j_3\}$ uniquely. Because of the distinctness of the j_ν , j_1 is uniquely determined as the sole element in the intersection, and this means that every j_ν with $\nu < k$ is also uniquely determined. Therefore we obtain $(n-k+1) \cdot \binom{m}{k} \cdot k \leq (n-k+1) \cdot m^r$ as an upper bound. Summing over k shows that the total number of comparisons is in $\mathcal{O}(m^r n + m^2 n^2)$.

Further operations of real numbers are required for the rank determination in step (3). For a given k , the matrix depends only on i_1, \dots, i_k , so there are at most $\binom{m}{k}$ rank determinations, each requiring at most $\mathcal{O}(k^3)$ operations. Since $\binom{m}{k} k^3 \leq m^r r^3$, the cost for all $k = 1, \dots, r$ lies in $\mathcal{O}(m^r r^4)$, which, since r is considered as a constant, is subsumed in $\mathcal{O}(m^r n)$. \square

Remark 12. A simpler method for the same purpose as Algorithm 10 would be to just try all tuples of integers $(i_1, \dots, i_r, j_1, \dots, j_r)$ in the admissible range. This requires $\mathcal{O}(m^r n^r)$ operations in \mathbb{R} . In our application we have $r = 4$, so as a function of $l = \max\{m, n\}$, our algorithm has running time $\mathcal{O}(l^5)$, compared to the simpler one with $\mathcal{O}(l^8)$. Moreover, the asymmetry in m and n of the running time is fortunate since we apply the algorithm in a situation where m is the number of detected sound sources and thus has no intrinsic growth as the vehicle travels, and where n is the number of known virtual sound sources, which can be expected to grow ever larger. \triangleleft

ACKNOWLEDGEMENTS

The authors thank the Simons Laufer Mathematical Sciences Institute (formerly the Mathematical Sciences Research Institute (MSRI)), the Banff International Research Station for Mathematical Innovation and Discovery (BIRS) and the Centro Internazionale per la Ricerca Matematica (CIRM) in Trento for supporting their work.

REFERENCES

- [1] Mireille Boutin, Gregor Kemper, *A Drone Can Hear the Shape of a Room*, SIAM J. Appl. Algebra Geometry **4** (2020), 123–140.
- [2] Mireille Boutin, Gregor Kemper, *Can a ground-based vehicle hear the shape of a room?*, Studies in Applied Mathematics **151** (2023), 352–368.
- [3] Shuai Cao, Xiang Chen, Xu Zhang, Xun Chen, *Effective audio signal arrival time detection algorithm for realization of robust acoustic indoor positioning*, IEEE Transactions on Instrumentation and Measurement **69(10)** (2020), 7341–7352.
- [4] Arthur Cayley, *On a theorem in the geometry of position*, Cambridge Mathematical Journal **II** (1841), 267–271.
- [5] Ivan Dokmanić, Reza Parhizkar, Andreas Walther, Yue M. Lu, Martin Vetterli, *Acoustic echoes reveal room shape*, Proceedings of the National Academy of Sciences **110** (2013).
- [6] Frederike Dümbsgen, Adrien Hoeffet, Mihailo Kolundžija, Adam Scholefield, Martin Vetterli, *Blind as a bat: Audible echolocation on small robots*, IEEE Robotics and Automation Letters **8(3)** (2022), 1271–1278.
- [7] Hugh Durrant-Whyte, Tim Bailey, *Simultaneous localization and mapping: part I*, IEEE robotics & automation magazine **13(2)** (2006), 99–110.
- [8] Giorgio Grisetti, Rainer Kümmerle, Cyrill Stachniss, Wolfram Burgard, *A tutorial on graph-based SLAM*, IEEE Intelligent Transportation Systems Magazine **2(4)** (2010), 31–43.
- [9] Miranda Kreković, Ivan Dokmanić, Martin Vetterli, *EchoSLAM: Simultaneous localization and mapping with acoustic echoes*, in: *2016 IEEE International Conference on Acoustics, Speech and Signal Processing (ICASSP)*, pp. 11–15, Ieee, 2016.
- [10] Miranda Krekovic, Ivan Dokmanic, Martin Vetterli, *Look, no beacons! optimal all-in-one echoslam*, arXiv preprint arXiv:1608.08753 (2016).
- [11] Miranda Kreković, Ivan Dokmanić, Martin Vetterli, *Shapes from echoes: uniqueness from point-to-plane distance matrices*, IEEE Transactions on Signal Processing **68** (2020), 2480–2498.
- [12] Kathleen MacWilliam, Filip Elvander, Toon van Waterschoot, *Simultaneous Acoustic Echo Sorting and 3-D Room Geometry Inference*, in: *ICASSP 2023-2023 IEEE International Conference on Acoustics, Speech and Signal Processing (ICASSP)*, pp. 1–5, IEEE, 2023.
- [13] Usama Saqib, Jesper Rindom Jensen, *A model-based approach to acoustic reflector localization with a robotic platform*, in: *2020 IEEE/RSJ International Conference on Intelligent Robots and Systems (IROS)*, pp. 4499–4504, IEEE, 2020.
- [14] Oliver Shih, Anthony Rowe, *Can a phone hear the shape of a room?*, in: *2019 18th ACM/IEEE International Conference on Information Processing in Sensor Networks (IPSN)*, pp. 277–288, IEEE, 2019.
- [15] Bing Zhou, Mohammed Elbadry, Ruipeng Gao, Fan Ye, *BatMapper: Acoustic sensing based indoor floor plan construction using smartphones*, in: *Proceedings of the 15th Annual International Conference on Mobile Systems, Applications, and Services*, pp. 42–55, 2017.

DEPARTMENT OF MATHEMATICS AND COMPUTER SCIENCE, TECHNISCHE UNIVERSITEIT EINDHOVEN, P.O. BOX 513, 5600 MB EINDHOVEN, NETHERLANDS AND DEPARTMENT OF MATHEMATICS, PURDUE UNIVERSITY, 150 N. UNIVERSITY ST., WEST LAFAYETTE IN 47907

Email address: `m.boutin@tue.nl`

TECHNISCHE UNIVERSITÄT MÜNCHEN, DEPARTMENT OF MATHEMATICS, BOLTZMANNSTR. 3, 85748 GARCHING, GERMANY

Email address: `kemper@tum.de`