

# ON REAL PROJECTIVE PLANE CONSTRUCTIONS AND THEIR ISOMORPHISMS

NOAH EVERETT AND PATRICK FLEMING

ABSTRACT. The real projective plane ( $\mathbb{RP}^2$ ) has three well known isomorphic constructions: the extended Euclidean plane, unit (hemi)sphere, and  $\mathbb{R}^3$  vector space. In this paper, we find isomorphisms that map between these three constructions. Additionally, we investigate their relationship to direction-sensitive photosensors which use lens(es) to transform light's direction to a position on a local plane. This transformation, done by lenses, is a physical version of an isomorphism between projective plane constructions.

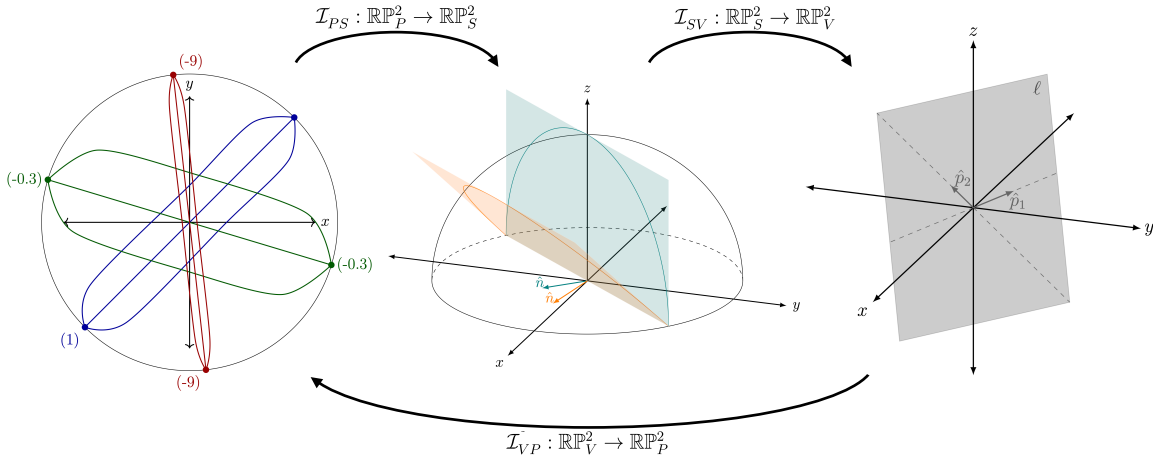


FIGURE 1. Visualization of real projective plane constructions and their isomorphisms. **Left:** Extended Euclidean plane with three chromatically separated groups of lines each with different, arbitrarily chosen slopes. The point that each line is incident with the line at infinity is notated by the slope of the line. **Center:** (hemi)sphere construction with two semicircles (lines), the plane containing them, and a normal vector to that plane. **Right:**  $\mathbb{R}^3$  vector space with two 1-dimensional subspaces (points) and the plane (line) incident with them.

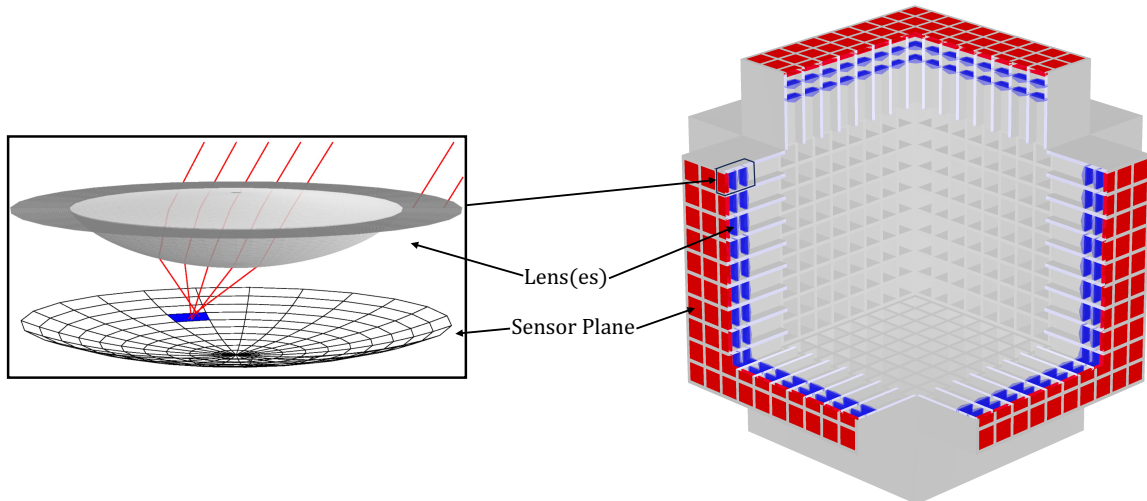


FIGURE 2. **Left:** Conceptual design of a direction-sensitive photosensor where red lines represent photons. These photons enter the sensor from above, are refracted by the intermediate lens, and are finally detected on the bottom sensor plane. Figure taken from Ref. [1]. **Right:** A larger detector outfitted with direction-sensitive photosensors. The sensor planes are red and the lenses are blue. This detector would be filled with a scintillating material which would produce photons when excited by an incident particle.

## 1. MOTIVATION

Many modern particle physics experiments use scintillating materials as detection mediums, i.e. events (particle interactions or decays) occur within the scintillator. Scintillating materials emit light isotropically when excited by a charged particle with sufficient energy. This light is then detected by photosensors which are used to determine event characteristics. Commonly used scintillators include liquid or gaseous noble elements such as argon and xenon, or liquid hydrocarbons. Scintillators are advantageous for studying low-energy events because of their improved energy sensitivity due to their increased light emittance compared to non-scintillating materials like water, where charged particles produce photons via the Cherenkov effect.

To infer the position of an event in a scintillation detector, experiments have traditionally relied on only information gathered by detecting photons produced by the scintillator, those being the time and location of detection. of photons which are produced by the scintillator. However, a novel optical detection technique, motivated by Ref. [1], which we call direction-sensitive photosensors, also provides information about the direction of detected photons. To do this, a lens system is used to

redirect light to specific points on the sensor plane as seen in Figure 2. The final location of light on the sensor plane is correlated with its incoming direction, effectively transforming the light’s direction to a physical location. This technology offers the potential to improve the position resolution for scintillation-based detectors.

When investigating these sensors, we noticed their similarities to the constructions of projective planes. One can think of the incoming light rays as vectors, with parallel light rays being parallel classes to the base vector (incident with the origin), and the sensor plane as the extended Euclidean plane. With this description, the lens acts as an isomorphism from the vector space construction to the extended Euclidean plane construction, which are described later.

## 2. INTRODUCTION

**Definition 2.1.** A *projective plane* is a space comprised of points that satisfies the postulates of projective geometry:

- (1) For any two distinct points, there exists a unique line incident with both of them.
- (2) For any two distinct lines, there is a unique point incident with both of them.
- (3) There exist at least four unique points such that no line is incident with more than two of them.

**Definition 2.2.** An *isomorphism* is a bijective function that maps points to points and preserves incidence structure. Let  $\psi : A \rightarrow B$  be a bijective function that maps points in  $A$  to points in  $B$ . For  $\psi$  to be an isomorphism, it must preserve lines such that, for all lines  $\ell_A \subset A$  where  $\ell_A = \{a_1, a_2, \dots\}$ , then  $\{\psi(a_1), \psi(a_2), \dots\} = \ell_B$  which must be a line in  $B$ . If such a function exists, we write  $A \cong B$ .

The real projective plane  $\mathbb{RP}^2$  (or  $PG(2, \mathbb{R})$ ) has several well-known isomorphic constructions: the extended Euclidean plane  $\mathbb{RP}_P^2$ , the unit  $\mathbb{R}^3$  (hemi)sphere  $\mathbb{RP}_S^2$ , and the  $\mathbb{R}^3$  vector space  $\mathbb{RP}_V^2$  such that  $\mathbb{RP}^2 \cong \mathbb{RP}_P^2 \cong \mathbb{RP}_S^2 \cong \mathbb{RP}_V^2$ . In this paper, we find isomorphisms  $\mathcal{I}_{AB}$  that map between constructions of  $\mathbb{RP}^2$  such that  $\mathcal{I}_{AB} : \mathbb{RP}_A^2 \rightarrow \mathbb{RP}_B^2$  where  $A, B \in \{P, S, V\}$  and  $A \neq B$ . Namely, we present isomorphisms from  $\mathbb{RP}_P^2$  to  $\mathbb{RP}_S^2$  and  $\mathbb{RP}_V^2$ .

**Definition 2.3.** In the extended Euclidean plane description ( $\mathbb{RP}_P^2$ ) of  $\mathbb{RP}^2$ , let the *points at infinity* be the set  $\{(p) \mid p \in \mathbb{R} \cup \{\infty\}\}$ . These points are an infinite distance (in terms of the standard norm) from the origin such that, for a point  $(p)$  in Cartesian coordinates,  $\lim_{x \rightarrow \infty} (x, px) = (p)$  where  $p$  is the slope away from the origin with respect to the  $y$ -axis. Additionally, we call the point  $(\infty) = \lim_{y \rightarrow \infty} (c, y) \mid c \in \mathbb{R}$  the *point of infinity*.

**Definition 2.4.** The *line at infinity*  $\ell_{\infty, P}$  in  $\mathbb{RP}_P^2$  contains all the points at infinity such that  $\ell_{\infty, P} = \{(p) \mid p \in \mathbb{R} \cup \{\infty\}\}$ .  $\ell_{\infty, P}$  can also be defined as containing all of the points in  $\mathbb{RP}^2$  that are not in the real space  $\mathbb{R}^2$  such that  $\ell_{\infty, P} = \mathbb{RP}^2 \cap (\mathbb{R}^2)^c = \mathbb{RP}^2 - \mathbb{R}^2$ .

**Definition 2.5.** The *extended Euclidean plane construction*  $\mathbb{RP}_P^2$  of the real projective plane is the  $\mathbb{R}^2$  space with the addition of the line at infinity, such that  $\mathbb{RP}_P^2 = \mathbb{R}^2 \cup \ell_{\infty, P}$ . In this construction, a line  $\ell_P \subset \mathbb{RP}_P^2$  with slope  $m$  and  $y$ -intercept  $b$  is equivalent to the line  $\ell_{\mathbb{R}} = \{(x, mx + b) \mid x \in \mathbb{R}\} \subset \mathbb{R}^2$  with the addition of the point at infinity  $(m)$ , such that  $\ell_P = \ell_{\mathbb{R}} \cup \{(m)\}$ .

**Theorem 2.6.** *The extended Euclidean plane construction ( $\mathbb{RP}_P^2$ ) is a construction of the real projective plane.*

*Proof.* The extended Euclidean plane construction meets the axioms of projective geometry:

- (1) For any two distinct points  $p_1$  and  $p_2$ , there exists a unique line  $\ell \subset \mathbb{RP}_P^2$  incident with both of them.
  - When  $p_1 = (p_{1x}, p_{1y}), p_2 = (p_{2x}, p_{2y}) \in \mathbb{R}^2$  and  $p_{1x} \neq p_{2x}$ , the line  $\ell$  can simply be written in point slope form such that
$$\ell = \left\{ \left( x, \frac{p_{2y} - p_{1y}}{p_{2x} - p_{1x}}(x - p_{1x}) + p_{1y} \right) \mid x \in \mathbb{R} \right\} \cup \left\{ \left( \frac{p_{2y} - p_{1y}}{p_{2x} - p_{1x}} \right) \right\}.$$
  - When  $p_1 = (p_{1x}, p_{1y}), p_2 = (p_{2x}, p_{2y}) \in \mathbb{R}^2$  and  $p_{1x} = p_{2x}$ , the line  $\ell$  is vertical such that  $\ell = \{(p_{1x}, y) \mid y \in \mathbb{R}\} \cup \{(\infty)\}$ .
  - When  $p_1, p_2 \in \ell_{\infty, P}$ , the line  $\ell$  is the line at infinity such that  $\ell = \ell_{\infty, P}$ .
  - When  $p_1 = (p_{1x}, p_{1y}) \in \mathbb{R}^2$  and  $p_2 = (m) \in \ell_{\infty, P}$  and  $(m) \neq (\infty)$ , the line  $\ell$  has a slope  $m$  such that  $\ell = \{(x, m(x - p_{1x}) + p_{1y}) \mid x \in \mathbb{R}\} \cup \{(m)\}$ .
  - When  $p_1 = (p_{1x}, p_{1y}) \in \mathbb{R}^2$  and  $p_2 = (\infty)$ , the line  $\ell$  is a vertical line such that  $\ell = \{(p_{1x}, y) \mid y \in \mathbb{R}\} \cup \{(\infty)\}$ .
- (2) For any two distinct lines  $\ell_1$  and  $\ell_2$ , there is a unique point  $p$  incident with both of them.
  - When  $\ell_1$  and  $\ell_2$  are non-vertical lines such that  $\ell_1 = \{(x, m_1x + b_1) \mid x \in \mathbb{R}\} \cup \{(m_1)\}$  and  $\ell_2 = \{(x, m_2x + b_2) \mid x \in \mathbb{R}\} \cup \{(m_2)\}$  where  $m_1 \neq m_2$ , the point  $p$  can simply be written as  $p = \left( \frac{b_2 - b_1}{m_1 - m_2}, \frac{m_1 b_2 - m_2 b_1}{m_1 - m_2} \right)$ .
  - When  $\ell_1$  is a non-vertical line  $\ell_1 = \{(x, m_1x + b_1) \mid x \in \mathbb{R}\} \cup \{(m_1)\}$  and  $\ell_2$  is a vertical line  $\ell_2 = \{(b_2, y) \mid y \in \mathbb{R}\} \cup \{(\infty)\}$ , the point  $p = (b_2, m_1 b_2 + b_1)$ .
  - When  $\ell_1$  and  $\ell_2$  have the same slope such that  $\ell_1 = \{(x, mx + b_1) \mid x \in \mathbb{R}\} \cup \{(m)\}$  and  $\ell_2 = \{(x, mx + b_2) \mid x \in \mathbb{R}\} \cup \{(m)\}$  where  $b_1 \neq b_2$ , the point  $p = (m)$ .
  - When  $\ell_1$  is a non-vertical line  $\ell_1 = \{(x, mx + b) \mid x \in \mathbb{R}\} \cup \{(m)\}$  and  $\ell_2$  is the line at infinity  $\ell_2 = \ell_{\infty, P}$ , the point  $p = (m)$ .

- When  $\ell_1$  is a vertical line such that  $\ell_1 = \{(b, y) \mid y \in \mathbb{R}\} \cup \{(\infty)\}$  and  $\ell_2$  is the line at infinity  $\ell_2 = \ell_{\infty, P}$ , the point  $p = (\infty)$ .
- (3) There exist at least four unique points such that no line is incident with more than two of them.

The points  $(0, 0)$ ,  $(1, 0)$ ,  $(0, 1)$ , and  $(1, 1)$  satisfy this axiom.  $\square$

**Definition 2.7.** Let the *hemisphere construction*  $\mathbb{RP}_S^2$  of the real projective plane be exactly half of the points on the sphere  $S^2 \subset \mathbb{R}^3$  such that  $\mathbb{RP}_S^2 \subset S^2$ . For the sake of generality, we define  $S^2$ , and thus  $\mathbb{RP}_S^2$ , to have a radius of  $\rho$ .  $\rho$  is commonly 1 giving a unit hemisphere. In this work, for  $s = (s_1, s_2, s_3) \in \mathbb{R}^3$ , we let

$$\ell_{\infty, S} = \left\{ s \mid \sqrt{s_1^2 + s_2^2 + s_3^2} = \rho, s_3 = 0, -\pi/2 < \tan^{-1} s_2/s_1 \leq \pi/2 \right\}$$

and  $H = \left\{ s \mid \sqrt{s_1^2 + s_2^2 + s_3^2} = \rho, s_3 > 0 \right\}$ . Then,  $\mathbb{RP}_S^2 = H \cup \ell_{\infty, S}$ . We note that this is not the only possible definition for  $\ell_{\infty, S}$  or  $\mathbb{RP}_S^2$  itself. In  $\mathbb{RP}_S^2$ , lines are great semicircles on the surface of  $S^2$ . This construction is generally used as a unit sphere where antipodal points are identified together, and thus its lines would be entire great circles.

**Theorem 2.8.** *The hemisphere construction ( $\mathbb{RP}_S^2$ ) is a construction of the real projective plane.*

*Proof.* The hemisphere construction meets the axioms of projective geometry:

- (1) For any two distinct points  $p_1 = (p_{1\rho}, p_{1\theta}, p_{1\phi})$  and  $p_2 = (p_{2\rho}, p_{2\theta}, p_{2\phi})$ , there exists a unique line  $\ell \subset \mathbb{RP}_S^2$  incident with both of them.
  - When  $p_1 \in H \cup \ell_{\infty, S}$  and  $p_2 \in H$ , they define a great semicircle  $\ell$  which satisfies the axiom.
  - When  $p_1, p_2 \in \ell_{\infty, S}$ , the great semicircle  $\ell_{\infty, S}$  is incident with both  $p_1$  and  $p_2$ .
- (2) For any two distinct lines  $\ell_1$  and  $\ell_2$ , there is a unique point  $p$  incident with both of them.
  - When  $\ell_1 \neq \ell_{\infty, S}$  and  $\ell_2 \neq \ell_{\infty, S}$ , then because they are both great semicircles, there must exist a point  $p$  incident with both  $\ell_1$  and  $\ell_2$ .
  - When  $\ell_1 \neq \ell_{\infty, S}$  and  $\ell_2 = \ell_{\infty, S}$ , then there exists a point  $p = (\rho, \theta, \pi/2)$  which is incident with both  $\ell_1$  and  $\ell_2$ .
- (3) There exist at least four unique points such that no line is incident with more than two of them.

The points  $(\rho, 0, \pi/4)$ ,  $(\rho, \pi/2, \pi/4)$ ,  $(\rho, \pi, \pi/4)$ , and  $(\rho, -\pi/2, \pi/4)$  satisfy this axiom.  $\square$

**Definition 2.9.** Let the *vector space construction*  $\mathbb{RP}_V^2$  of the real projective plane be the  $\mathbb{R}^3$  vector space. Let the line at infinity be  $\ell_{\infty, V} = \{(x, y, 0) \mid (x, y) \in \mathbb{R}^2\}$

Points in  $\mathbb{RP}_V^2$  are 1-dimensional subspaces such that a point  $p = \text{span}(\mathbf{v})$  where  $\mathbf{v} \in \mathbb{R}^3 \setminus \{\mathbf{0}\}$ . Likewise, lines in  $\mathbb{RP}_V^2$  are 2-dimensional subspaces such that a line  $\ell = \text{span}(\mathbf{v}, \mathbf{u})$  where  $\mathbf{v}, \mathbf{u} \in \mathbb{R}^3 \setminus \{\mathbf{0}\}$  and  $\mathbf{v} \neq \mathbf{u}$ .

**Theorem 2.10.** *The vector space construction ( $\mathbb{RP}_V^2$ ) is a construction of the real projective plane.*

*Proof.* We can show this meets the axioms of projective geometry as follows:

- (1) For any two distinct points  $p_1 = \text{span}(\langle p_{1x}, p_{1y}, p_{1z} \rangle)$  and  $p_2 = \text{span}(\langle p_{2x}, p_{2y}, p_{2z} \rangle)$ , there exists a unique line  $\ell \subset \mathbb{RP}_V^2$  incident with both of them.

The span of the two points satisfy the axiom, such that  $\ell = \text{span}(p_1, p_2)$ .

- (2) For any two distinct lines  $\ell_1$  and  $\ell_2$ , there is a unique point  $p$  incident with both of them.

For any two distinct 2-dimensional subspaces, there exists a unique 1-dimensional subspace incident with both of them.

- (3) There exist at least four unique points such that no line is incident with more than two of them.

The points  $\text{span}(\langle 0, 0, 1 \rangle)$ ,  $\text{span}(\langle 1, 0, 1 \rangle)$ ,  $\text{span}(\langle 0, 1, 1 \rangle)$ , and  $\text{span}(\langle 1, 1, 1 \rangle)$  satisfy this axiom.  $\square$

### 3. $\mathcal{I}_{PS} : \mathbb{RP}_P^2 \rightarrow \mathbb{RP}_S^2$

The isomorphism  $\mathcal{I}_{PS} : \mathbb{RP}_P^2 \rightarrow \mathbb{RP}_S^2$  must map points from  $\mathbb{RP}_P^2$  to points in  $\mathbb{RP}_S^2$  and lines in  $\mathbb{RP}_P^2$  to lines in  $\mathbb{RP}_S^2$ , the latter being great semicircles. To find  $\mathcal{I}_{PS}$ , consider a point  $p = (p_1, p_2) \in \mathbb{R}^2 \subset \mathbb{RP}_P^2$  with  $p_1 \neq 0$  in Cartesian coordinates. We can express this point in polar coordinates as  $p = (r, \alpha) = (\sqrt{p_1^2 + p_2^2}, \tan^{-1} p_2/p_1)$ . Similarly, let  $s = (s_1, s_2, s_3)$  be a point in  $\mathbb{RP}_S^2$ , described in spherical coordinates as

$$s = (\rho, \theta, \phi) = \left( \sqrt{s_1^2 + s_2^2 + s_3^2}, \tan^{-1} \frac{s_2}{s_1}, \tan^{-1} \frac{\sqrt{s_1^2 + s_2^2}}{s_3} \right).$$

In  $\mathbb{RP}_S^2$ ,  $\rho$  remains constant reducing  $s$  to two independent variables  $\theta$  and  $\phi$ .

We consider the case where  $\alpha = \theta$  and  $\phi$  is a strictly increasing function of  $r$  with  $\phi(0) = 0$ . By investigating the system while holding  $r$  or  $\alpha$  constant, we can gain insights into the behavior of  $\mathcal{I}_{PS}$ .

A set of points in  $\mathbb{RP}_P^2$  with constant  $\alpha$  corresponds to a line passing through the origin. In  $\mathbb{RP}_S^2$ , this should result in a great semicircle passing through the peak with constant  $\theta$  as seen in Figure 3. On the other hand, a set of points in  $\mathbb{RP}_P^2$  with constant  $r$  corresponds to a circle around the origin, and in  $\mathbb{RP}_S^2$ , it becomes a full circle around the peak with constant  $\phi$  as seen in Figure 3. The radius of the circle changes with different  $r$ , and similarly, in  $\mathbb{RP}_S^2$ , the radius changes as  $r$  varies, with larger  $r$  corresponding to larger  $\phi$ . Notably, as  $r \rightarrow \infty$ ,  $\phi \rightarrow \frac{\pi}{2}$  such that if  $p \in \ell_{\infty, P}$

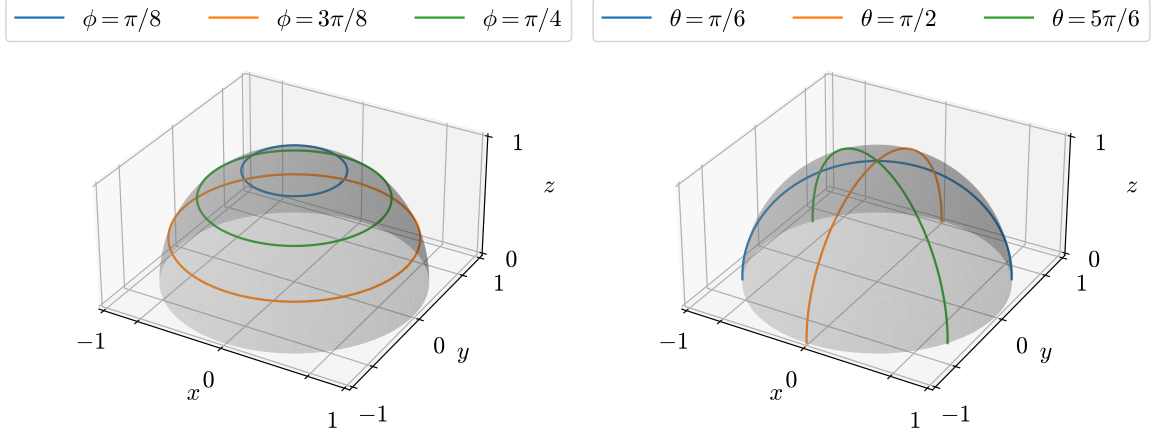


FIGURE 3. **Left:** Visualization of  $s = \mathcal{I}_{PS}(p)$  for all  $p = (\alpha, r) \in \mathbb{RP}_P^2$  with constant  $r$  corresponding to constant  $\phi$  as shown in the legend. **Right:** Visualization of  $s = \mathcal{I}_{PS}(p)$  for all  $p = (\alpha, r) \in \mathbb{RP}_P^2$  with constant  $\alpha$  corresponding to constant  $\theta$  as shown in the legend.

then  $\mathcal{I}_{PS}(p) = (\rho, \theta, \pi/2)$  as proven later in Remark 3.3. This is also shown through the relation  $\mathbb{RP}_P^2 \cong \lim_{r \rightarrow \infty} r \cdot \text{proj}_{\mathbb{RP}_S^2} \mathbb{R}^2$  as seen in Figure 4.

Using the assumptions discussed above, we know that in  $\mathbb{RP}_P^2$ , lines of the form  $y = mx + b$  become great semicircles in  $\mathbb{RP}_S^2$  and depending on the value of  $b$ , the semicircle tilts from the peak  $(0, 0, 1)$  onto the  $xy$ -plane. We can use this behavior to find the equation for  $\mathcal{I}_{PS}$ . Specifically, because great semicircles are centered at the origin, we can find them with a normal vector. Using our knowledge about how  $\mathcal{I}_{PS}$  needs to behave, we can find the plane which contains the great semicircle using the normal vector to that plane. This normal vector has the form  $\mathbf{n} = \langle m, -1, b \rangle$ . Then, we can find the points  $s$  on the plane using  $0 = \mathbf{n} \cdot s = mx - y + bz = m\rho \sin \phi \cos \theta - \rho \sin \phi \sin \theta + b\rho \cos \phi$ . Because we already defined  $\theta$  and  $\rho$ , we only need to solve for  $\phi$ :

$$\begin{aligned} 0 &= m\rho \sin \phi \cos \theta - \rho \sin \phi \sin \theta + b\rho \cos \phi \\ \Rightarrow \tan \phi &= \frac{-b}{m \cos \theta - \sin \theta} = \frac{y - mx}{\frac{y}{\sqrt{x^2 + y^2}} - \frac{mx}{\sqrt{x^2 + y^2}}} = \sqrt{x^2 + y^2} \\ \Rightarrow \phi &= \tan^{-1} \sqrt{x^2 + y^2}. \end{aligned}$$

**Definition 3.1.** The isomorphism  $\mathcal{I}_{PS} : \mathbb{RP}_P^2 \rightarrow \mathbb{RP}_S^2$  can be written as mapping Cartesian to spherical coordinates such that  $\mathcal{I}_{PS}((x, y)) = (\rho, \theta, \phi)$  for all  $(x, y) \in$

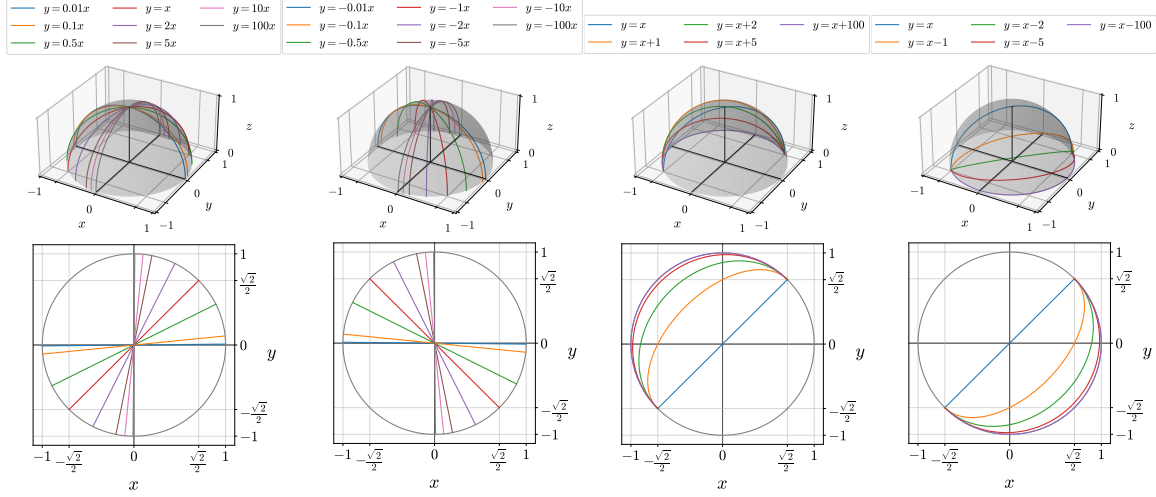


FIGURE 4. Visualization of  $\mathcal{I}_{PS}$  through the relation  $\mathbb{RP}_P^2 \cong \lim_{r \rightarrow \infty} r \cdot \text{proj}_{\mathbb{RP}_S^2} \mathbb{R}^2$  or  $\mathbb{RP}_P^2 \cong \lim_{\rho \rightarrow \infty} \text{proj}_{\mathbb{RP}_S^2(\rho)} \mathbb{R}^2$ . The top legends contain equations of lines  $\ell_1, \dots, \ell_m \subset \mathbb{RP}_P^2$ ; the top plots show  $\mathcal{I}_{PS}(\ell) \subset \mathbb{RP}_S^2$ ; the bottom plots show  $\text{proj}_{\mathbb{RP}_S^2} \mathbb{R}^2$ .

$\mathbb{RP}_P^2 \setminus \ell_\infty$  where  $\rho \in \mathbb{R} \mid \rho > 0$ ,

$$\theta = \begin{cases} \tan^{-1} y/x & \text{if } x > 0 \\ \tan^{-1} y/x + \pi & \text{if } x < 0 \\ \pi/2 & \text{if } x = 0, \end{cases}$$

and  $\phi = \tan^{-1} \sqrt{x^2 + y^2}$ . This entire expression can be simplified by looking at mapping polar to spherical coordinates such that  $\mathcal{I}_{PS}((r, \alpha)) = (\rho, \alpha, \tan^{-1} r)$  for all  $(r, \alpha) \in \mathbb{RP}_P^2 \setminus \ell_{\infty, P}$ . For the points at infinity  $(m) \in \ell_{\infty, P} \setminus \{(\infty)\}$ ,  $\mathcal{I}_{PS}((m)) = (\rho, \tan^{-1} r, \pi/2)$ . Lastly, for the point of infinity  $(\infty)$ ,  $\mathcal{I}_{PS}((\infty)) = (\rho, \pi/2, \pi/2)$ .

**Lemma 3.2.** *Let  $\ell$  be a non-vertical line in  $\mathbb{RP}_P^2$ . Then, for all points  $p \in \ell \setminus \ell_{\infty, P}$ ,  $\mathcal{I}_{PS}(p) = s \in \mathbb{RP}_S^2$  where  $s$  is on a plane normal to  $\mathbf{n}$  which is defined by  $\ell$ .*

*Proof.* This is true by design;  $\mathcal{I}_{PS}$  is defined such that  $0 = \mathbf{n} \cdot s$  is always true for any  $s = \mathcal{I}_{PS}(p)$  where  $p = (p_1, p_2) \in \ell \subset \mathbb{RP}_P^2$  and for  $\mathbf{n}$  defined by  $\ell$  such that  $\mathbf{n} = \langle m, -1, b \rangle$  when  $p_1 \neq 0$  and  $\mathbf{n} = \langle 1, 0, 0 \rangle$  when  $p_1 = 0$ .  $\square$

*Remark 3.3.*  $\mathcal{I}_{PS}(p) = s$  is continuous for  $p = (p_x, p_y)$  as  $p_x \rightarrow \pm\infty$ .

*Proof.* Given a line  $\ell = \{x, mx + b \mid x \in \mathbb{R}\} \cup \{(m)\} \subset \mathbb{RP}_P^2$ , where  $\lim_{x \rightarrow \infty} (x, mx + b) = p \in \ell$ ,  $\mathcal{I}_{PS}(p) = (\rho, \theta, \phi)$  where  $\theta = \lim_{x \rightarrow \infty} \tan^{-1} \frac{mx+b}{x} = \tan^{-1} m$  and  $\phi = \lim_{x \rightarrow \infty} \tan^{-1} \sqrt{x^2 + (mx + b)^2} = \pi/2$ . Thus,  $\mathcal{I}_{PS}(p) = \mathcal{I}_{PS}((m))$ .  $\square$



**Theorem 3.4.**  $\mathcal{I}_{PS} : \mathbb{RP}_P^2 \rightarrow \mathbb{RP}_S^2$  is an isomorphism, or equivalently  $\mathcal{I}_{PS}$  preserves line structure such that all points on a line  $\ell = \{p_1, p_2, \dots\} \subset \mathbb{RP}_P^2$ . Then, when  $\ell$  is mapped to  $\mathbb{RP}_S^2$  such that  $\ell' = \mathcal{I}_{PS}(\ell)$ ,  $\ell'$  must also equal  $\{\mathcal{I}_{PS}(p_1), \mathcal{I}_{PS}(p_2), \dots\} \subset \mathbb{RP}_S^2$ .

*Proof.* For all points  $p \in \ell$ ,  $\mathcal{I}_{PS}(p) = s$  which, following from Lemma 3.2, is incident with the plane normal to  $\mathbf{n}$  which defines  $\ell' \subset \mathbb{RP}_S^2$ . Thus,  $\mathcal{I}_{PS}$  preserves line structure and is an isomorphism.  $\square$

#### 4. $\mathcal{I}_{PV} : \mathbb{RP}_P^2 \rightarrow \mathbb{RP}_V^2$

The isomorphism  $\mathcal{I}_{PV} : \mathbb{RP}_P^2 \rightarrow \mathbb{RP}_V^2$  maps points in  $\mathbb{RP}_P^2$  to points (1-dimensional subspaces) in  $\mathbb{RP}_V^2$  and lines in  $\mathbb{RP}_P^2$  to lines (2-dimensional subspaces) in  $\mathbb{RP}_V^2$ . To find  $\mathcal{I}_{PV}$ , we use much of the intuition derived above in Section 3. We start by using the same normal vector  $\mathbf{n} = \langle m, -1, b \rangle$ . Then, substituting  $m = (y - b)/x$  and solving for  $z$ , we find  $z = 1$ , such that for all points  $p = (p_x, p_y) \in \mathbb{RP}_P^2 \setminus \ell_{\infty, P}$ ,  $\mathcal{I}_{PV}(p) = \text{span}(\langle p_x, p_y, 1 \rangle)$ . Likewise, using the same logic as before, it can be easily shown that for a point  $(m) \in \ell_{\infty, P}$ ,  $\mathcal{I}_{PV}((m)) = \text{span}(\langle 1, m, 0 \rangle)$  and  $\mathcal{I}_{PV}((\infty)) = \text{span}(\langle 0, 1, 0 \rangle)$ .

**Definition 4.1.** The isomorphism  $\mathcal{I}_{PV} : \mathbb{RP}_P^2 \rightarrow \mathbb{RP}_V^2$  can be written as mapping Cartesian points to 1-dimensional subspaces such that  $\mathcal{I}_{PS}((x, y)) = \text{span}(\langle x, y, 1 \rangle)$  for all  $(x, y) \in \mathbb{RP}_P^2 \setminus \ell_{\infty}$ . For the points at infinity  $(m) \in \ell_{\infty, P} \setminus \{(\infty)\}$ ,  $\mathcal{I}_{PS}((m)) = \text{span}(\langle 1, m, 0 \rangle)$ . Lastly, for the point of infinity  $(\infty)$ ,  $\mathcal{I}_{PS}((\infty)) = \text{span}(\langle 0, 1, 0 \rangle)$ .

**Lemma 4.2.**  $\mathbb{RP}_S^2$  is isomorphic with  $\mathbb{RP}_V^2$  such that for any point  $p \in \mathbb{RP}_P^2$ ,  $\mathcal{I}_{PV} = \text{span}(\mathcal{I}_{PS}(p))$ .

*Proof.* Both  $\mathcal{I}_{PS}$  and  $\mathcal{I}_{PV}$  were derived using the normal vector  $\mathbf{n} = \langle m, -1, b \rangle$  such that  $0 = \mathbf{n} \cdot s$  is true for  $\mathcal{I}_{PS}$  and  $\mathcal{I}_{PV}$  with  $s \in \mathbb{RP}_S^2$  and  $s \in \mathbb{RP}_V^2$  respectively. It follows from Lemma 3.2 that  $\mathcal{I}_{PV} = \text{span}(\mathcal{I}_{PS}(p))$ .  $\square$

**Theorem 4.3.**  $\mathcal{I}_{PV} : \mathbb{RP}_P^2 \rightarrow \mathbb{RP}_V^2$  is an isomorphism.

*Proof.* It follows directly from Theorem 3.4 and Lemma 4.2 that  $\mathcal{I}_{PV}$  is an isomorphism.  $\square$

## 5. CONCLUSION

In this paper, we have explored the isomorphisms between different constructions of the real projective plane ( $\mathbb{RP}^2$ ) and their applications in the context of direction-sensitive photosensors. We established that the extended Euclidean plane ( $\mathbb{RP}_P^2$ ), the hemisphere construction ( $\mathbb{RP}_S^2$ ), and the vector space construction ( $\mathbb{RP}_V^2$ ) are all isomorphic to the real projective plane,  $\mathbb{RP}^2$ . These isomorphisms allow us to map between these different constructions, providing valuable insights into their geometric

relationships. Because  $\mathbb{RP}_P^2 (= \mathbb{R}^2 \cup \ell_{\infty, P})$  is a generalized Euclidean plane, the isomorphisms discussed in this work can also be used for points in  $\mathbb{R}^2$  itself.

These findings have practical implications, especially in the context of direction-sensitive photosensors, where lenses can be used to transform the direction of incoming light into positions on a local plane. This transformation aligns with the concept of isomorphisms between projective plane constructions, providing a physical representation of these mathematical relationships.

#### REFERENCES

- [1] J. Dalmasson and G. Gratta and A. Jamil and S. Kravitz and M. Malek and K. Wells and J. Bentley and S. Steven and J. Su, *Distributed imaging for liquid scintillation detectors*, Physical Review D **97** (2018), no. 5, DOI 10.1103/physrevd.97.052006.
- [2] H. S. M. and Beck Coxeter G., *The Real Projective Plane*, 3., Springer, New York, NY, 1992.
- [3] D. R. and Piper Hughes F. C., *Projective Planes (Graduate Texts in Mathematics)*, 1., Springer, New York, NY, 1973.

*Current address:* Department of Mathematics, South Dakota School of Mines and Technology, Rapid City, SD 57701

*Current address:* Department of Physics, South Dakota School of Mines and Technology, Rapid City, SD 57701

*Email address:* `Noah.Everett@mines.sdsmt.edu`

*Current address:* Department of Mathematics, South Dakota School of Mines and Technology, Rapid City, SD 57701

*Email address:* `Patrick.Fleming@sdsmt.edu`