

Hyb Error: A Hybrid Metric Combining Absolute and Relative Errors

PEICHEN XIE, Microsoft Research

Suppose x is an approximation of y . This paper proposes using $\frac{|x-y|}{1+|y|}$, named Hyb Error, to measure the error. This metric equals half the harmonic mean of absolute error and relative error, effectively combining their advantages while mitigating their limitations. For example, Hyb Error approaches absolute error as $|y|$ approaches 0, thereby avoiding the exaggeration of relative error, and approaches relative error as $|y|$ approaches infinity, thereby avoiding the exaggeration of absolute error. The Hyb Error of ϵ is equivalent to $|x - y| = \epsilon + \epsilon|y|$, which implies $\text{isclose}(x, y, \epsilon, \epsilon) = \text{True}$, where “isclose” is a common floating-point equality check function in numerical libraries. For sequences, this property makes the Maximum Element-wise Hyb Error (MEHE) a pragmatic error metric that reflects the most significant error and equals the decision boundary of the “isclose” function.

1 MOTIVATION

Given an approximate value x and its exact value y , the absolute error $|x - y|$ and the relative error $\frac{|x-y|}{|y|}$ are two standard error metrics. However, each metric has limitations that hinder its sole use for error measurement.

Absolute error is not suitable for large values, as it can overstate the importance of error when $|y|$ is large, even if the relative error is small. For example, if $x = 1.02$ and $y = 1$, the absolute error is 0.02. However, if $x = 1020$ and $y = 1000$, the absolute error is 20 while the relative error remains 0.02 or 2%. In this case, the absolute error significantly exaggerates the error, and therefore the relative error is a better metric.

Conversely, relative error is not appropriate for small values, as it exaggerates the error when $|y|$ is small. For example, if $x = 1.02$ and $y = 1$, the relative error is 2%. However, if $x = 0.021$ and $y = 0.001$, the absolute error remains 0.02, but the relative error is 20 or 2000%, which significantly exaggerates the error. In this case, the absolute error is a better metric.

These examples illustrate the necessity of considering both absolute and relative errors when measuring errors. However, it is more convenient to adopt a single metric. Thus, the question arises: is there a metric that combines the benefits of both absolute and relative errors?

2 DEFINITION

In this paper, a hybrid error metric, termed “Hyb Error”, is introduced. This metric combines the advantages of both absolute and relative errors while mitigating their limitations. With Hyb Error, people can measure errors with a single metric, without overstating errors in any situation.

The design of Hyb Error is derived from the relative error. Because the small value of the denominator in the relative error $\frac{|x-y|}{|y|}$ amplifies the error when $|y|$ is small, it is necessary to enlarge the denominator. Meanwhile, when $|y|$ is large, the magnitude of the denominator should be preserved to retain the benefit of relative error.

To achieve this, the denominator of the relative error is modified by adding one, resulting in

$$\text{HybErr}(x, y) = \frac{|x - y|}{1 + |y|}.$$

This paper calls this metric “Hyb Error”. This design prevents the denominator from being too small, thereby avoiding the exaggeration of errors for small values.

3 PROPERTIES

The design of adding one is deliberate. Choosing one makes Hyb Error approach absolute error as $|y|$ approaches zero. In this case, one dominates the denominator, resulting in

$$\lim_{|y| \rightarrow 0} \text{HybErr}(x, y) = |x - y|. \quad (\text{Property 1})$$

Meanwhile, Hyb Error maintains the magnitude of the denominator when $|y|$ is large, thus avoiding the exaggeration of errors for large values. Because $|y|$ dominates the denominator in this case, Hyb Error approaches relative error as $|y|$ approaches infinity:

$$\lim_{|y| \rightarrow +\infty} \text{HybErr}(x, y) = \frac{|x - y|}{|y|}. \quad (\text{Property 2})$$

In addition, Hyb Error is a hybrid metric because it equals half the harmonic mean of absolute error and relative error:

$$\text{HybErr}(x, y) = \frac{1}{2} \times \frac{2}{\frac{1}{|x - y|} + \frac{|y|}{|x - y|}}.$$

This makes Hyb Error a smooth and balanced mixture of absolute and relative errors. Specifically, observing the ratio of Hyb Error to absolute error

$$k_{\text{abs}}(x, y) = \frac{\text{HybErr}(x, y)}{|x - y|} = \frac{1}{1 + |y|}$$

and the ratio of Hyb Error to relative error

$$k_{\text{rel}}(x, y) = \frac{\text{HybErr}(x, y)}{\frac{|x - y|}{|y|}} = \frac{1}{1 + \frac{1}{|y|}},$$

these ratios are smooth and symmetric with respect to the plane $k = 0.5$. Formally,

$$\forall x \forall y \neq 0 : k_{\text{abs}}(x, y) + k_{\text{rel}}(x, y) = 1 \wedge \nabla k_{\text{abs}} \in \mathbb{R}^2 \wedge \nabla k_{\text{rel}} \in \mathbb{R}^2. \quad (\text{Property 3})$$

For Hyb Error, k_{abs} and k_{rel} are monotonic and smooth functions of $|y|$, as shown in Figure 1. Due to Property 1 and Property 2, it is easy to see that as $|y|$ approaches 0, k_{rel} approaches 0 and k_{abs} approaches 1. Conversely, as $|y|$ approaches $+\infty$, k_{rel} approaches 1 and k_{abs} approaches 0.

Next, note that

$$\text{HybErr}(x, y) = \epsilon \Leftrightarrow |x - y| = \epsilon + \epsilon|y|.$$

Therefore, a Hyb Error of ϵ means that the distance between x and y is $\epsilon + \epsilon|y|$. The distance consists of two parts: the absolute part ϵ and the relative part $\epsilon|y|$. It denotes the sum of an absolute perturbation of ϵ and a relative perturbation of ϵ .

The perturbations match the parameter definitions of the “isclose” function in popular numerical libraries such as NumPy [1] and PyTorch [2]. The “isclose” function is a common floating-point equality check function defined as

$$\text{isclose}(x, y, a, r) = \begin{cases} \text{True}, & \text{if } |x - y| \leq a + r|y| \\ \text{False}, & \text{otherwise} \end{cases},$$

where the parameter a represents absolute tolerance and the parameter r represents relative tolerance. Therefore, the Hyb Error of ϵ implies that x is close to y at an absolute tolerance level of ϵ and a relative tolerance level of ϵ . Formally,

$$\text{HybErr}(x, y) = \epsilon \Rightarrow \text{isclose}(x, y, \epsilon, \epsilon) = \text{True},$$

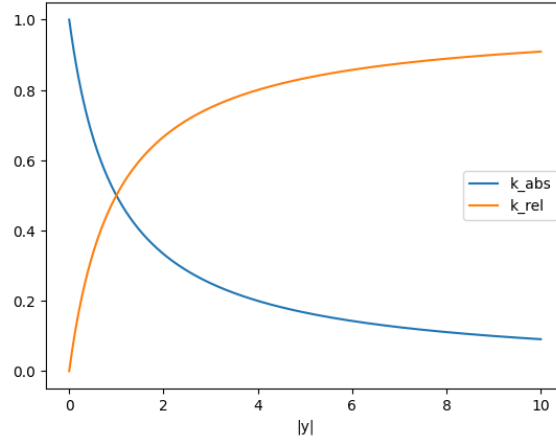


Fig. 1. The ratio of Hyb Error to absolute error (blue) and the ratio of Hyb Error to relative error (orange).

and

$$\text{HybErr}(x, y) = \epsilon \Rightarrow \forall \epsilon' \in [0, \epsilon) : \text{isclose}(x, y, \epsilon', \epsilon') = \text{False}.$$

In other words,

$$\text{HybErr}(x, y) = \min\{\epsilon : \text{isclose}(x, y, \epsilon, \epsilon) = \text{True}\} \quad (\text{Property 4})$$

Lastly, unlike relative error, which is undefined when $y = 0$, Hyb Error is well defined for all $x \in \mathbb{R}$ and $y \in \mathbb{R}$. Specifically,

$$\text{HybErr}(x, 0) = |x| \quad (\text{Property 5})$$

Table 1 summarizes the properties.

	Description
Property 1	The error approaches absolute error as $ y \rightarrow 0$.
Property 2	The error approaches relative error as $ y \rightarrow +\infty$.
Property 3	The error is a smooth and balanced mixture of absolute and relative errors.
Property 4	The error is the decision boundary of $\epsilon \mapsto \text{isclose}(x, y, \epsilon, \epsilon)$.
Property 5	The error is well defined when $y = 0$.

Table 1. Properties of Hyb Error.

4 DISCUSSION

This section discusses alternative designs and shows that Hyb Error is better than them.

4.1 Adding other numbers

Hyb Error can be treated as a smoothed version of relative error with the smooth factor of one added to the denominator. Naturally, people may choose another smooth factors, resulting in the first alternative design

$$\frac{|x - y|}{t + |y|}$$

where the smooth factor $t \neq 1$.

However, this error metric no longer has Property 1, because $\lim_{|y| \rightarrow 0} \frac{|x-y|}{t+|y|} = \frac{|x-y|}{t} \neq |x-y|$.

It does not have Property 3 either, because the ratio $k_{\text{abs}} = \frac{1}{t+|y|}$ and the ratio $k_{\text{rel}} = \frac{1}{1+t/|y|}$ are now asymmetric, as shown in Figure 2.

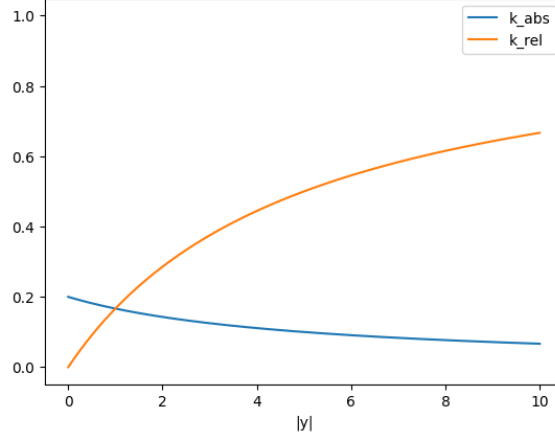


Fig. 2. The ratio of $\frac{|x-y|}{5+|y|}$ to absolute error (blue) and to relative error (orange).

It does not have Property 4 either, but has a variant version: $\frac{|x-y|}{t+|y|} = \min\{\epsilon : \text{isclose}(x, y, t\epsilon, \epsilon) = \text{True}\}$.

4.2 Using maximum

Change the addition operation in Hyb Error to the maximum operation, the second alternative design

$$\frac{|x-y|}{\max(1, |y|)}$$

has both Property 1 and Property 2. However, it does not have Property 3, because now $k_{\text{abs}} = \frac{1}{\max(1, |y|)}$ and $k_{\text{rel}} = \frac{|y|}{\max(1, |y|)}$ are non-smooth and asymmetric functions, as shown in Figure 3.

It does not have Property 4 either, but it has a variant version $\frac{|x-y|}{\max(1, |y|)} = \min\{\epsilon : \text{isclose}_{\text{max}}(x, y, \epsilon, \epsilon) = \text{True}\}$ where

$$\text{isclose}_{\text{max}}(x, y, a, r) = \begin{cases} \text{True}, & \text{if } |x-y| \leq \max(a, r|y|) \\ \text{False}, & \text{otherwise} \end{cases}$$

is a variant of the isclose function.

In summary, Table 2 compares these alternatives with Hyb Error. Hyb Error retains all five desirable properties, whereas the alternative designs lack certain properties.

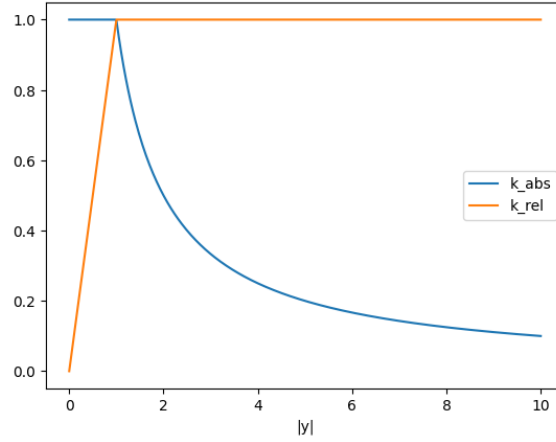


Fig. 3. The ratio of $\frac{|x-y|}{\max(1, |y|)}$ to absolute error (blue) and to relative error (orange).

	Property 1	Property 2	Property 3	Property 4	Property 5
Hyb Error	yes	yes	yes	yes	yes
Alternative 1 ($\frac{ x-y }{1+ y }$)	no	yes	no	no	yes
Alternative 2 ($\frac{ x-y }{\max(1, y)}$)	yes	yes	no	no	yes

Table 2. Comparison between error metrics.

5 ERRORS OF VECTORS AND SEQUENCES

5.1 Hyb Error of vectors

For a vector $\mathbf{y} = (y_1, y_2, \dots, y_n)$ and its approximation $\mathbf{x} = (x_1, x_2, \dots, x_n)$, absolute error $\|\mathbf{x} - \mathbf{y}\|$ and relative error $\frac{\|\mathbf{x} - \mathbf{y}\|}{\|\mathbf{y}\|}$ are standard error metrics, where $\|\cdot\|$ donates any vector norm. Similarly, the Hyb Error of vectors is defined as

$$\text{HybErr}(\mathbf{x}, \mathbf{y}) = \frac{\|\mathbf{x} - \mathbf{y}\|}{1 + \|\mathbf{y}\|}.$$

5.2 Mean Hyb Error (MHE)

A more general question is to measure the error between paired sequences. For a sequence $Y = (y_1, y_2, \dots, y_n)$ and its approximation $X = (x_1, x_2, \dots, x_n)$, in addition to treating them as vectors, it is common to calculate element-wise errors and obtain a sequence of errors, and then calculate the magnitude of the errors.

Specifically, mean absolute error $\text{MAE} = \sum_{i=1}^n |x_i - y_i|$ and mean relative error $\text{MRE} = \sum_{i=1}^n \frac{|x_i - y_i|}{|y_i|}$ (also known as mean absolute percentage error or MAPE in statistics) are standard metrics representing the average magnitude of errors. This can be analogized to the Mean Hyb Error:

$$\text{MHE} = \sum_{i=1}^n \frac{|x_i - y_i|}{1 + |y_i|}.$$

5.3 Maximum Element-wise Hyb Error (MEHE)

A more interesting question is how to measure the maximum error between two sequences. The standard maximum element-wise absolute error $\text{MEAE} = \max_i |x_i - y_i|$ and maximum element-wise relative error $\text{MERE} = \max_i \frac{|x_i - y_i|}{|y_i|}$ do not work well due to the error exaggeration issues for very large and very small values.

Instead, the Maximum Element-wise Hyb Error (MEHE), defined as

$$\text{MEHE} = \max_i \frac{|x_i - y_i|}{1 + |y_i|},$$

works very well because Hyb Error solves the issues of error exaggeration for both small and large values. This will be exemplified in Section 6.

Deduced from Property 4 for Hyb Error, MEHE must equal the decision boundary of $\epsilon \mapsto \text{isclose}(X, Y, \epsilon, \epsilon)$. In other words,

$$\text{MEHE}(X, Y) = \min\{\epsilon : \text{isclose}(X, Y, \epsilon, \epsilon) = \text{True}\}. \quad (\text{Property 4'})$$

Therefore, MEHE reflects the maximum error between two sequences, implying that X is within the neighborhood of Y for an absolute perturbation of MEHE and a relative perturbation of MEHE, as $\forall i : \text{isclose}(x_i, y_i, \text{MEHE}, \text{MEHE}) = \text{True}$.

6 EXAMPLE

This section demonstrates that standard error metrics do not work well while Hyb Error works well consistently. Suppose the sequence Y equals (0.001, 0.001, 0.001, 1, 1, 1, 1000, 1000, 1000) and its approximation X equals (0.021, 0.00102, 0.2102, 1.02, 1.02, 1.04, 1000.02, 1020, 1020.02). In fact, x_1, x_4, x_7 are obtained by adding an absolute perturbation of 0.02 to y_1, y_4, y_7 ; x_2, x_5, x_8 are obtained by adding a relative perturbation of 0.02 to y_2, y_5, y_8 ; x_3, x_6, x_9 are obtained by adding both an absolute perturbation of 0.02 and a relative perturbation of 0.02 to y_3, y_6, y_9 .

The element-wise errors in different metrics are calculated and shown in Table 3. When $i = 1, 2, 3$, the absolute values of y_i are small, leading to exaggeration of the relative errors. Meanwhile, the Hyb Errors, which approximate to the absolute errors, represent the magnitude of errors well.

When $i = 7, 8, 9$, the absolute values of y_i are large, leading to exaggeration of the absolute errors. Meanwhile, the Hyb Errors, which approximate to the relative errors, represent the magnitude of errors well.

In these examples, the Hyb Errors effectively avoid the exaggerated relative errors for small values and the exaggerated absolute errors for large values, capturing the significance of the error indicated by the other metric. Indeed, Hyb Error is no greater than the minimum of absolute error and relative error, because $k_{\text{abs}} \leq 1$ and $k_{\text{rel}} < 1$.

The bottom of Table 3 lists nine different error measurements for X against Y : three mean errors, three maximum element-wise errors, and three errors of vectors (using the 1-norm). Although X is obtained by adding perturbations of only 0.02, the mean absolute error (MAE), mean relative error (MRE), maximum element-wise absolute error (MEAE), maximum element-wise relative error (MERE), and absolute error of vectors are all at high magnitudes, because they are affected by exaggerated errors of some elements. Only the relative error of vectors and all three metrics of Hyb Error are at a magnitude about 0.02, which correctly reflects the overall significance of the error. Particularly, the Maximum Element-wise Hyb Error (MEHE) captures the level of perturbation exactly because of Property 4'.

i	x_i	y_i	Absolute error	Relative error	Hyb Error
1	0.021	0.001	0.02	20	0.01998
2	0.00102	0.001	0.00002	0.02	0.00001998
3	0.02102	0.001	0.02002	20.02	0.02
4	1.02	1	0.02	0.02	0.01
5	1.02	1	0.02	0.02	0.01
6	1.04	1	0.04	0.04	0.02
7	1000.02	1000	0.2	0.0002	0.0001998
8	1020	1000	20	0.02	0.01998
9	1020.02	1000	20.02	0.02002	0.02
Mean			4.482227	4.462247	0.013353
Max			20.02	20.02	0.02
Vector			40.34004	0.013433	0.013429

Table 3. Measuring errors with different metrics.

7 CONCLUSION

This paper presents Hyb Error, an error metric with five desirable properties. It can be used as a single metric to measure errors substituting absolute error and relative error. Moreover, Maximum Element-wise Hyb Error (MEHE) is a useful metric reflecting the maximum error between two sequences.

REFERENCES

- [1] Charles R. Harris, K. Jarrod Millman, Stéfan van der Walt, Ralf Gommers, Pauli Virtanen, David Cournapeau, Eric Wieser, Julian Taylor, Sebastian Berg, Nathaniel J. Smith, Robert Kern, Matti Picus, Stephan Hoyer, Marten H. van Kerkwijk, Matthew Brett, Allan Haldane, Jaime Fernández del Río, Mark Wiebe, Pearu Peterson, Pierre Gérard-Marchant, Kevin Sheppard, Tyler Reddy, Warren Weckesser, Hameer Abbasi, Christoph Gohlke, and Travis E. Oliphant. 2020. Array programming with NumPy. *Nature* 585 (2020), 357–362. <https://doi.org/10.1038/S41586-020-2649-2>
- [2] Adam Paszke, Sam Gross, Francisco Massa, Adam Lerer, James Bradbury, Gregory Chanan, Trevor Killeen, Zeming Lin, Natalia Gimelshein, Luca Antiga, Alban Desmaison, Andreas Köpf, Edward Z. Yang, Zachary DeVito, Martin Raison, Alykhan Tejani, Sasank Chilamkurthy, Benoit Steiner, Lu Fang, Junjie Bai, and Soumith Chintala. 2019. PyTorch: An Imperative Style, High-Performance Deep Learning Library. In *Conference on Neural Information Processing Systems (NeurIPS)*. 8024–8035. <https://proceedings.neurips.cc/paper/2019/hash/bdbca288fee7f92f2bfa9f7012727740-Abstract.html>